



# HYDRAULIC HOSE & COUPLING APPLICATION GUIDE





Gates is India's most advanced and World Class hose and tube assembly manufacturer. As the Indian subsidiary of more than 100 years old Gates Corporation, USA, it has established itself firmly in the Indian hose market. Equipped with the latest technology, the manufacturing facility of Gates India is spread over an area of 35 acres at Lalru, near Chandigarh. Gates also has well equipped assembly facilities in Faridabad and Pune to serve our customers better . Looking at the current usage of extreme high pressure application and customers demand Gates has embarked on various expansion projects at the Lalru facility. With our extremely qualified experienced Employees and Channel partners serving diversified markets across India truly has right mix of people and offerings to delight our customers .Being a world leader we always strive for innovation and providing cutting edge training to serve our customer better at all times .

While providing quality services and products to its customers, Gates growth journey has continued through numerous technological advancements and expansion . It is our continuous commitment to bring in new products and technologies in hydraulics by focusing on key markets like Energy, Exploration & Extraction, Infrastructure and Agriculture, Transportation, Automotive and Process & Specialty. Going forward Gates India focusing a lot on micro markets like Plastic Processing, Machine tools, Petrol dispensing et al.

Continuous investment in R&D, World class Manufacturing Capabilities ,Most advanced Testing Equipment's and process control made our products more reliable and customer friendly. Gates hydraulic hoses are certified by ABS, DNV, GL and Lloyd's Register and specific products are certified by ARAI and UL.

Today, we have to our credit a distinguished client list in the construction, mining & earthmoving industries, Oil & Gas, Injection molding and many more . Our products are also reaching foreign shores through markets in the U.S., Europe, South Africa, Japan, China, Singapore, Australia, Brazil and other countries which ensures one product quality one world .

Over the years, Gates has built its reputation by providing the highest quality products and services. That dedication to quality continues today with the Gates Quality Commitment. At Gates, the definition of quality is simple and straightforward - "To meet or exceed customer expectations with products, services and experiences that are superior to the competition." Gates' stringent quality practices ensure that each 'Made in India' product meets the industry's highest standards and qualifies as Gates Global Hydraulic and Industrial products for Fluid conveyance.

### **Long-Standing Relationships with Leading Customers**

An industry leader in Hose Assemblies, Gates is well known for its superior quality and technological expertise which is further entrusted by our esteemed customers from diversified industries.

- OEM's : JCB, CNH ,Caterpillar, Atlas Copco, Hyundai, Mahindra & Mahindra, Hyva, Sany, L&T, Gilbarco, Tokheim, Midco, Eimco Elecon , Ferromatik - Milacron , Elgi, John Deere, Daimler, Inductotherm Corp., Hyundai, Komatsu, Doosan, Schindler, Bombardier and many more.
- Mining : Coal India, Singareni Collieries Company Ltd., Hindustan Zinc, Vedanta
- Metal: Tata Steel, SAIL, JSW, Hindalco Industries Ltd., Balco, Sterlite, Sesa Sterlite, Hindustan Copper, Nalco, Essar, Vizag Steel Plant (RINL), Primetals
- Oil & Gas : IOCL, BPCL, HPCL, ONGC, IBP
- Others : Major cements plants Like ACC, Ultratech, Gujarat Ambuja ,Jaypee and customers from Defence, Railways and NTPC

**Save  
Money**



**with  
GATES**

Proper hose installation is essential for satisfactory performance. If hose length is excessive, the appearance of the installation will be unsatisfactory and unnecessary cost of equipment will be involved. If hose assemblies are too short to permit adequate flexing and changes in length due to expansion or contraction, hose service life will be reduced. The following diagrams show proper hose installations which provide maximum performance and cost savings. Consider these examples in determining length of a specific assembly.

**WRONG**

**RIGHT**

When hose installation is straight, allow enough slack in hose line to provide for length change which will occur when pressure is applied.

**WRONG**

**RIGHT**

When radius is below the required minimum, use an angle adapter to avoid sharp bends.

**WRONG**

**RIGHT**

Adequate hose length is necessary to distribute movement on flexing applications and to avoid abrasion

**WRONG**

**RIGHT**

Use proper angle adaptor to avoid tight or bend in hose

**WRONG**

**RIGHT**

Avoid twisting of hose lines bent in two planes by clamping hose at change of plane

**WRONG**

**RIGHT**

Prevent twisting and distortion by bending hose in same plane as the motion of the port to which hose is connected

**WRONG**

**RIGHT**

Reduce number of pipe thread joints by using hydraulic adaptors instead of pipe fittings.

**WRONG**

**RIGHT**

Route hose directly by using 45° and /or 90° adaptors and fittings Avoid excessive hose length to improve appearance.

**WRONG**

**RIGHT**

High ambient temperatures shorten hose life, so make sure hose is kept away from hot parts. If this is not possible, insulate hose

**NO PRESSURE**

**HIGH PRESSURE**

To allow for length change when hose is pressurized, do not clamp at bends so that curve will absorb changes. Do not clamp high and low pressure lines together.

**WRONG**

**RIGHT**

To avoid hose collapse and flow restriction keep hose bend radii as large as possible. Refer to hose specification tables for minimum bend radii

**WRONG**

**RIGHT**

Elbows and adapters should be used to relieve strain on the assembly, and to provide neater installations which will be more accessible for inspection and maintenance.

**WRONG**

**RIGHT**

When installing hose, make sure it is not twisted. Pressure applied to a twisted hose can result in hose failure or loosening of connections.

**WRONG**

**RIGHT**

Run hose in the installation so that it avoids rubbing and abrasion Often, Clamps are required to support long hose runs or to keep hose away from moving parts. Use clamps of the correct size a clamp too large allows hose to move inside the clamp and cause abrasion





## ADDITIONAL TEMPERATURE LIMITS FOR GATES HYDRAULIC HOSES

Caution : Water, Water/oil emulsions and water/glycol solutions must be kept below the temperatures listed in the tables below, relative to line pressures. Low pressure applications, i.e., in return lines require lower maximum temperatures as shown.

### Maximum Temperature Limits For Water, Water/oil Emulsions and water/Glycol Solutions

Hose	Pressure Lines	Return Lines
EFG6K, EFG5K, EFG4K, EFG3K, CPS, MINING , C3, C6, G1, G2, M2T, M6K, M5K, M4K, M3K, AGR1, AGR2, 4XP-XTF, 4XP, 4XH-XTF, 4XH, J2AT	+93° C	+82° C
G2H, G1H, MegaTech ACR G2XH, GTH	+107° C	+82° C

**Do not expose hose to maximum temperature and maximum rated working pressure at the same time.**

Caution : The fluid manufacturer's recommended maximum operating temperature for any given fluid not be exceeded. If different than the above listed hose temperatures, the lower must precedence.

Actual service life at temperatures approaching the recommended limit will depend on the particular application and the fluid being used in the hose intermittent (up to 10% of operating time) refers to momentary temperatures surges. Deterioral effects increase with increased exposure to elevated temperatures.

### DASH NUMBERS

### GATES MEETS THESE AGENCY SPECIFICATIONS

Dash No.	Hose I.D. (Inches)				Hose Type	ABS	DIN	DNV	EN	German ischer Lloyds	IJS	DGMS	SAE	MSHA	USCG	
	All except C5 Series , C14 and Ac134a		C5 Series, C14 and Ac134a												FUEL	POWER
	Inches	mm	Inches	mm												
-3	3/16	4.8	-	-	EFG6K	X	20023	X	EN856				100R15	X		X
-4	1/4	6.4	3/16	4.8	EFG5K	X	20023	X	EN856				100R13	X		X
-5	5/16	7.9	1/4	6.4	EFG4K		20023		EN856				100R12	X		
-6	3/8	9.5	5/16	7.9	EFG3K	X	20023		EN856				100R12	X		
-8	1/2	12.7	13/32	10.3	4XH	X	20023		EN856					X		
-10	5/8	15.9	1/2	12.7	4XP	X	20023		EN856					X		
-12	3/4	19.0	5/8	15.9	CPS		20023					X	100R13			
-14	7/8	22.2	-	-	G2	X	20022		EN853	X			100R2 TYPEAT	X		X
-16	1	25.4	7/8	22.2	G2H			X	EN853				100R2 TYPEAT	X	X	X
-20	1-1/4	31.8	1-1/8	28.6	J2AT						X			X		
-24	1-1/2	38.1	1-3/8	34.9	MINING			X				X(BCS174)				
-32	2	50.8	1-13/16	46.0	G1		20022	X	EN853	X			100R1 TYPEAT	X		X
-40	2-1/2	63.5	2-3/8	60.3	G1H	X		X	EN853				100R1 TYPEAT	X	X	
-48	3	76.2	-	-	GTH	X			EN854				100R6			
-56	3-1/2	88.9	-	-	C6				EN854				100R6			
-64	4	101.6	-	-	C3				EN854				100R3			
					G3H				EN854				100R3			
					CR1				EN853				100R1			
					CR2				EN853				100R2			

### AGENCY SPECIFICATIONS AND HOSE SELECTION GUIDE

#### INDUSTRY AGENCIES

ABS	American Bureau of shipping
DIN	Doutch Industry Norm, Germany
DNV	Det Norske Veritas
EN	European Norm/Standard
IJS	Industrial Jack Specification
GL	Germanischer Lloyd
SAE	Society Of Automotive Engineers

#### GOVERNMENT AGENCIES

MSHA	U.S. Mine Safety & Health Administration
USCG	U.S. Coast Guard
DGMS	Directorate General Of Mines & Safety, India
DGQA	Directorate General Of Quality Assurance, India

### FOOTNOTES

- Available with unique abrasion resistant MegaTuff® cover. MegaTuff® hose lasts upto 300 times longer than the standard hose during hose-to-hose and hose-to-metal abrasion test per ISO 6945
- Available with xtra Tuff® in 4XP & 4XH

- This data is only representative of the Gates Industrial Hose range and not a comprehensive list of all sizes of Hydraulic Hoses manufactured by Gates. For types and sizes not mentioned here please contact Gates Customer Care.
- Due to continual product improvements, Gates reserves the right to alter specification and prices without prior notice. This Hydraulic Hose Catalog is the latest edition & supercedes all earlier Gates Hydraulic catalogs.

## EFG6K Megasys Spiral Wire Hose-SAE 100R15

Meets Flame Resistance Acceptance Designation "MSHA 2G"

\*Also available in Megatuff® covers

**Recommended for :** Extremely high pressure, high-impulse action such as hydrostatic transmissions, EFG6K is designed to meet all requirements of SAE 100R15 specifications and performance requirements of EN 856 4SP (-6, -8, -10 and -12) and EN 856 4SH (-12, -16 and -20) and ISO 3862 Tyre R15 (-6, -8, -10, -12, -16, -24) Compatible with biodegradable hydraulic based fluids like polyolester, polyglycol and vegetable oil as well as standard petroleum based fluids. Superior impulse performance : tested to 1,000,000 impulse cycles

**Tube:** Black, oil resistant synthetic rubber [Nitrile- Type C].

**Reinforcement:** Four (Six for-20, -24, -32) alternating layers of spiraled, high tensile steel wire.

**Cover:** Black, oil resistant, synthetic rubber [Neoprene - Type A]. Blue stripe with gold layline

**Temperature Range :** -40°C to +121°C

**Coupling :** GS (Thru-6 to -20) & GSM (Thru -24 & -32)



### SPECIFICATIONS

Description	Product No.	Hose ID		Hose OD		Working Pressure		Min Burst Pressure		Min Bend Radius	
		Inch	mm	Inch	mm	psi	bar	psi	bar	Inch	mm
6 EFG6K	46511396	3/8	20.2	0.80	6,000	420	24,000	1680	2.5	63.5	
8 EFG6K	46511371	1 / 2	24.1	0.95	6,000	420	24,000	1680	3.5	88.9	
10 EFG6K	46511672	5/8	27.6	1.10	6,000	420	24,000	1680	4.0	101.6	
12 EFG6K	46514909	3/4	31.4	1.24	6,000	420	24,000	1680	4.7	119.3	
16 EFG6K	46514910	1	38.7	1.53	6,000	420	24,000	1680	6.0	152.4	
20 EFG6K	46511290	1-1/4	50.0	1.97	6,000	420	24,000	1680	8.2	208.2	
24EFG6K	46511531	1-1/2	57.4	2.26	6,000	420	24,000	1680	10.0	254.0	
32EFG6K	46511759	2	71.1	2.80	6,000	420	24,000	1680	25.0	635.0	

## EFG5K Megasys Spiral Wire Hose-SAE 100R13

Meets Flame Resistance Acceptance Designation "MSHA 2G"

\*Also available in Megatuff® covers

**Recommended for:** Extremely high hydraulic applications EFG5K is designed to meet all requirements of SAE 100R13 specifications and performance requirements of EN 856 4SH (-24 and -32) and EN 856 R13 and ISO 3862 Type R13 (-12, -16, -20, -24, -32). Compatible with biodegradable hydraulic based fluids like polyolester, polyglycol and vegetable oil as well as standard petroleum based fluids. Superior impulse performance : tested to 1,000,000 impulse cycles

**Tube:** Black, oil resistant synthetic rubber [Nitrile- Type C].

**Reinforcement:** Four (Six for-20) alternating layers of spiraled, high tensile steel wire.

**Cover:** Black, oil resistant, synthetic rubber [Neoprene - Type A]. Dual red strip layline

**Temperature Range :** -40°C to +121°C

**Coupling :** GS (Thru-6 to -20) & GSM (Thru -24 & -32)



### SPECIFICATIONS

Description	Product No.	Hose ID		Hose OD		Working Pressure		Min Burst Pressure		Min Bend Radius	
		Inch	mm	Inch	mm	psi	bar	psi	bar	Inch	mm
6 EFG5K	46511424	3/8	20.2	0.80	5,000	350	20,000	1400	5.0	127.0	
8 EFG5K	46511679	1 / 2	24.1	0.95	5,000	350	20,000	1400	3.5	88.9	
10 EFG5K	46511675	5/8	27.6	1.10	5,000	350	20,000	1400	4.0	101.6	
12 EFG5K	46514903	3/4	31.4	1.24	5,000	350	20,000	1400	4.8	120.7	
16 EFG5K	46514904	1	38.7	1.53	5,000	350	20,000	1400	6.0	152.4	
20 EFG5K	46511393	1-1/4	50.0	1.97	5,000	350	20,000	1400	8.3	209.6	
24 EFG5K	46512208	1-1/2	57.4	2.26	5,000	350	20,000	1400	10.0	254.0	
32 EFG5K	46511456	2	71.1	2.80	5,000	350	20,000	1400	25.0	635.0	



## EFG4K MegasyS Spiral Wire Hose-SAE 100R12

Meets Flame Resistance Acceptance Designation "MSHA 2G"

\*Also available in Megatuff® covers

**Recommended for :** Extremely high pressure high-impulse applications. Exceeds all performance requirements of ISO 18752 Grade D, ISO 3862 type R12, SAE 100R12 and EN856R12. Compatible with biodegradable hydraulic fluids like polyolester, polyglycol and vegetable oil as well as standard petroleum based fluids, Superior impulse performance : tested to 1,000,000 impulse cycles.

**Tube:** Black, oil resistant synthetic rubber [Nitrile- Type C].

**Reinforcement:** Four alternating layers of spiraled, high tensile steel wire.

**Cover:** Black, oil resistant, synthetic rubber [Neoprene - Type A]. Blue strip with white print layline

**Temperature Range :** -40°C to +121°C

**Coupling :** GS



### SPECIFICATIONS

Description	Product No.	Hose ID		Hose OD		Working Pressure		Min Burst Pressure		Min Bend Radius	
		Inch	mm	Inch	mm	psi	bar	psi	bar	Inch	mm
6 EFG4K	46511338	3/8	20.3	0.80	4,000	280	16,000	1120	2.5	63.5	
8 EFG4K	46511339	1 / 2	23.87	0.94	4,000	280	16,000	1120	3.5	88.9	
10 EFG4K	46511367	5/8	27.6	1.09	4,000	280	16,000	1120	4.0	101.9	
12 EFG4K	46514901	3/4	30.7	1.21	4,000	280	16,000	1120	4.7	119.3	
16 EFG4K	46514902	1	38.1	1.50	4,000	280	16,000	1120	6.0	152.4	
20 EFG4K	46511284	1-1/4	47.0	1.85	4,000	280	16,000	1120	8.2	208.2	
48 EFG4K	46511818	3	98.0	3.86	4,000	280	16,000	1120	35.0	889.0	

## Global M5K Mega5000™ Hose

**Recommended for :** High-pressure hydraulic applications. Provides tighter than standard minimum bend radius and greater flexibility for easier plumbing Exceeds ISO 18752 Grade B.

**Tube:** Black, oil resistant, synthetic rubber (Nitrile - Type C). See Hose Stock Characteristics.

**Reinforcement:** Two braids of high-tensile steel wire.

**Cover:** Black, oil, abrasion and weather resistant, synthetic rubber (Modified Nitrile - Type C2), with color coded layline. Also available with unique abrasion resistant MegaTuff® and XtraTuff™ cover.

**Temperature Range:** -40°C to +100°C

**Coupling:** G (MegaCrimp)



### SPECIFICATIONS

Description	Product No.	Hose ID		Hose OD		Working Pressure		Min Burst Pressure		Min Bend Radius	
		Inch	mm	Inch	mm	psi	bar	psi	bar	Inch	mm
4M5K	4657-1100	1/4	14.0	0.55	5,000	350	20,000	1400	2.0	50.8	
5M5K	4657-8006	5/16	15.5	0.61	5,000	350	20,000	1400	2.2	55.9	
6M5K	4657-2695	3/8	17.7	0.70	5,000	350	20,000	1400	2.5	63.5	

## Global M5K Mega5000™ Hose-XtraTuff™ Cover

**Recommended for:** High-pressure hydraulic applications. Provides tighter than standard minimum bend radius and greater flexibility for easier plumbing. Exceeds ISO18752 Grade B.

**Tube:** Black, oil resistant, synthetic rubber (Nitrile - Type C)

**Reinforcement:** Two braids of high-tensile steel wire.

**Cover:** Black, oil, abrasion and weather resistant, synthetic rubber (Modified Nitrile-Type C2), with color coded layline. Also available in Standard or MegaTuff® cover.

**Temperature Range:** -40°C to +100°C

**Coupling:** G (MegaCrimp®)



### SPECIFICATIONS

Description	Product No.	Hose ID		Hose OD		Working Pressure		Min Burst Pressure		Min Bend Radius	
		Inch	mm	Inch	mm	psi	bar	psi	bar	Inch	mm
4M5KXTF	46578007	1/4	14.0	0.55	5,000	350	20,000	1400	2.0	50.8	
5M5KXTF	46578008	5/16	15.5	0.61	5,000	350	20,000	1400	2.2	55.9	
6M5KXTF	46578009	3/8	17.7	0.70	5,000	350	20,000	1400	2.5	63.5	



## Megasys Wire Braid Hose-M4K

Exceeds SAE 100R19, ISO 11237 R19 and ISO18752 Grade B  
R19 Flame resistant MSHA-2G

**Recommended for:** M4K is designed to meet all requirements of SAE 100R1 (-4) and SAE100R2 (-6, -8, 10) and SAE 100R12 (-12). Compatible with biodegradable hydraulic based fluids. Superior impulse performance : tested to 6,00,000 impulse cycles

**Tube:** Black, oil resistant, synthetic rubber (Nitrile - Type C).

**Reinforcement:** Two braids of high-tensile steel wire.

**Cover:** Black, synthetic rubber (Modified Nitrile - Type C2), resists abrasion, oil, weather, ozone

**Temperature Range :** -40°C to +100°C

**Coupling:** G (MegaCrimp®)



### SPECIFICATIONS

Description	Product No.	Hose ID		Hose OD		Working Pressure		Min Burst Pressure		Min Bend Radius	
		Inch	mm	Inch	mm	psi	bar	psi	bar	Inch	mm
4M4K	46574776	1/4	14.0	0.55	4,000	280	16,000	1120	1.5	38.1	
6M4K	46574777	3/8	17.7	0.70	4,000	280	16,000	1120	2.0	50.8	
8M4K	46574793	1 / 2	20.8	0.82	4,000	280	16,000	1120	2.8	71.1	
10M4K	46575056	5/8	25.4	1.00	4,000	280	16,000	1120	3.0	76.2	
12M4K	46575060	3/4	29.7	1.17	4,000	280	16,000	1120	3.8	96.5	

## Megasys Wire Braid Hose-M4K Xtra Tuff™

Exceeds SAE 100R19, ISO 11237 R19 and ISO 18752 Grade B  
R19 Flame resistant MSHA-2G-11C

**Recommended for :** High-pressure hydraulic applications. Provides tighter than standard minimum bend radius and greater flexibility for easier plumbing.

**Tube:** Black, oil resistant, synthetic rubber (Nitrile - Type C).

**Reinforcement:** Two braids of high-tensile steel wire.

**Cover:** Black, oil, abrasion and weather resistant, synthetic rubber (Modified Nitrile - Type C2), with color coded layline. Also available in Standard or MegaTuff® cover.

**Temperature Range :** -40°C to +100°C

**Coupling :** G (MegaCrimp®)



### SPECIFICATIONS

Description	Product No.	Hose ID		Hose OD		Working Pressure		Min Burst Pressure		Min Bend Radius	
		Inch	mm	Inch	mm	psi	bar	psi	bar	Inch	mm
4M4K XTF	46574776	1/4	14.0	0.55	4,000	280	16,000	1120	1.5	38.1	
6M4K XTF	46574777	3/8	17.7	0.70	4,000	280	16,000	1120	2.0	50.8	
8M4K XTF	46574793	1 / 2	20.8	0.82	4,000	280	16,000	1120	2.8	71.1	
10M4K XTF	46575056	5/8	25.4	1.00	4,000	280	16,000	1120	3.0	76.2	
12M4K XTF	46575059	3/4	29.7	1.17	4,000	280	16,000	1120	3.8	96.5	

## M-XP Million Impulse Cycle Braid Hose

Flame resistant US MSHA-2G-11C

**Recommended for :** Hydraulic systems, 4000 PSI W.P. High impulse applications

**Tube:** Nitrile

**Reinforcement:** 2 wire braids

**Cover:** Nitrile

**Temperature Range :** -40°C to +100°C

**Coupling :** G (MegaCrimp®) & GS(Thru -6 to-12)



### SPECIFICATIONS

Description	Product No.	Hose ID		Hose OD		Working Pressure		Min Burst Pressure		Min Bend Radius	
		Inch	mm	Inch	mm	psi	bar	psi	bar	Inch	mm
4M-XP	46574216	1/4	13.7	0.5	4,000	280	16,000	1120	2.0	50.8	
6M-XP	46574217	3/8	17.5	0.7	4,000	280	16,000	1120	2.5	63.5	
8M-XP	46574218	1 / 2	18.7	0.7	4,000	280	16,000	1120	3.5	88.9	
10M-XP	46574219	5/8	22.2	0.9	4,000	280	16,000	1120	4.0	101.6	
12M-XP	46574220	3/4	29.4	1.2	4,000	280	16,000	1120	4.8	121.9	

## Megasys Wire Braid Hose-M3K

Meets Flame Resistance Acceptance Designation "MSHA 2G", and ISO11237 R17

**Recommended for :** High-pressure hydraulic oil lines. Exceeds ISO 18752 Grade B, SAE 100R17 and ISO11237 R17 working pressure, minimum bend radius requirements and performance requirements of EN 857 1SC. M3K hose has smaller exterior dimensions and significantly tighter bend radius than other SAE 100R1 and 100R2 hose.

**Tube:** Black, oil resistant, synthetic rubber (Nitrile).

**Reinforcement:** Braided, high-tensile steel wire; -4, -6, -8 have one braid, -10, -12, -16 have two braids

**Cover:** Black, oil, abrasion and weather & ozone resistant, synthetic rubber (Modified Nitrile Type C2)

**Temperature Range :** -40°C to +100°C **Coupling :** G (MegaCrimp®)



### SPECIFICATIONS

Description	Product No.	Hose ID		Hose OD		Working Pressure		Min Burst Pressure		Min Bend Radius	
		Inch	mm	Inch	mm	psi	bar	psi	bar	Inch	mm
4M3K	46574778	1/4	12.2	0.48	3,250	225	13,000	900	1.5	38.1	
6M3K	46574779	3/8	16.0	0.63	3,250	225	13,000	900	2.0	50.8	
8M3K	46574780	1/2	20.2	0.80	3,250	225	13,000	900	2.8	71.1	
10M3K	46574782	5/8	25.2	1.00	3,250	225	13,000	900	3.0	76.2	
12M3K	46574781	3/4	29.2	1.15	3,250	225	13,000	900	3.8	96.5	
16M3K	46575061	1	37.6	1.48	3,250	225	13,000	900	4.5	114.3	

## EXTREMELY HIGH PRESSURE

## 4XH Spiral Wire Hose-EN856 4SH ISO 3862

Meets Flame Resistance Acceptance Designation "MSHA IC-4/17"

**Recommended for :** Extremely high hydraulic applications. Most flexible EN 856 4SH Hose in industry Compatible with biodegradable hydraulic fluids like synthetic ester, polyglycol and vegetable oil as well as standard petroleum based fluids, superior impulse performance : tested to 1,000,000 impulse cycles

**Tube:** Black, oil resistant synthetic rubber [Nitrile- Type C].

**Reinforcement:** Four alternating layers of spiraled, high tensile steel wire.

**Cover:** Black, oil resistant, synthetic rubber [Neoprene - Type A].

**Temperature Range :** -40°C to +100°C

**Coupling :** GS & GSP (-24)



### SPECIFICATIONS

Description	Product No.	Hose ID		Hose OD		Working Pressure		Min Burst Pressure		Min Bend Radius	
		Inch	mm	Inch	mm	psi	bar	psi	bar	Inch	mm
10 4XH	46511685	5/8	27.7	1.09	6,527	450	26,100	1800	4.0	102	
12 4XH	46514907	3/4	31.5	1.24	6,100	420	26,100	1680	8.3	211	
16 4XH	46514908	1	37.7	1.49	5,600	386	22,400	1544	8.7	221	
20 4XH	46511775	1-1/4	45.2	1.78	5,000	350	20,300	1400	16.5	420	
24 4XH	46510831	1-1/2	53.3	2.1	4,351	299	17,404	1199	22.0	559	

## 4XH-XTF Series Spiral Wire Hose

Meets Flame Resistance Acceptance Designation "MSHA IC-4/17"

**Recommended for :** Extremely high pressure and high impulse hydraulic applications, Superior impulse performance: 4XP & 4XH hose is compatible with biodegradable hydraulic fluids like synthetic esters, polyglycols and vegetable oils as well as petroleum-based fluids.

**Tube:** Black, oil resistant synthetic rubber [Nitrile- Type C].

**Reinforcement:** Four alternating layers of spiraled, high tensile steel.

**Cover:** Black, oil resistant, & weather resistant Xtratuff synthetic rubber [Modified Nitrile- Type C2].

**Temperature Range :** -40°C to +100°C

**Coupling :** GS



### SPECIFICATIONS

Description	Product No.	Hose ID		Hose OD		Working Pressure		Min Burst Pressure		Min Bend Radius	
		Inch	mm	Inch	mm	psi	bar	psi	bar	Inch	mm
12 4XH XTF	46510838	3/4	31.5	1.24	6,091	420	24,366	1680	8.3	210.8	
16 4XH XTF	46510839	1	37.7	1.49	5,598	386	22,394	1544	8.7	221.0	
20 4XH XTF	46510840	1-1/4	45.2	1.78	5,004	345	20,305	1400	16.5	419.1	



## 4XP Spiral Wire Hose - EN 856 4SP ISO 3862

Meets Flame Resistance Acceptance Designation "MSHA IC-4/17"

**Recommended for :** Extremely high impulse hydraulic applications. Most flexible EN 856 4SP hose in industry. Superior impulse performance : tested to 1,000,000 impulse cycles at bend radius lower than EN 856 standard. Compatible with biodegradable hydraulic fluids like synthetic ester, polyglycol and vegetable oil as well as standard petroleum based fluids

**Tube:** Black, oil resistant synthetic rubber [Nitrile].

**Reinforcement:** Four alternating layers of spiraled, high tensile steel wire.

**Cover:** Black, oil resistant, synthetic rubber [Nitrile]

**Temperature Range :** -40°C to +100°C

**Coupling :** GS



### SPECIFICATIONS

Description	Product No.	Hose ID		Hose OD		Working Pressure		Min Burst Pressure		Min Bend Radius	
		Inch	mm	Inch	mm	psi	bar	psi	bar	Inch	mm
8 4XP	465110033	1/2	24.3	1.0	6,150	425	24,600	1700	4.7	119.4	
10 4XP	465110034	5/8	27.7	1.09	5,800	400	23,200	1600	5.5	139.7	
12 4XP	46514905	3/4	31.5	1.24	5,500	380	23,925	1650	6.7	170.2	
16 4XP	46514906	1	39.0	1.54	4,650	320	20,300	1400	13.4	340.4	
20 4XP	46511682	1-1/4	49.8	1.96	3,050	210	18,120	1250	18.1	459.7	

## 4XP-XTF Series Spiral Wire Hose

Meets Flame Resistance Acceptance Designation "MSHA IC-4/17"

**Recommended for :** Extremely high pressure and high impulse hydraulic applications, Superior impulse performance: 4XP & 4XH hose is compatible with biodegradable hydraulic fluids like synthetic esters, polyglycols and vegetable oils as well as petroleum-based fluids.

**Tube:** Black, oil resistant, synthetic rubber (Nitrile - Type C).

**Reinforcement:** Four alternating layer of spiraled high-tensile steel.

**Cover:** Black, oil, abrasion and weather resistant Xtratuff synthetic rubber [Modified Nitrile-Type C2]

**Temperature Range :** -40°C to +100°C

**Coupling :** GS



### SPECIFICATIONS

Description	Product No.	Hose ID		Hose OD		Working Pressure		Min Burst Pressure		Min Bend Radius	
		Inch	mm	Inch	mm	psi	bar	psi	bar	Inch	mm
8 4XP XTF	46514832	1/2	24.3	1.0	6,164	425	24,656	1700	4.7	119.4	
10 4XP XTF	46510833	5/8	27.7	1.09	5,801	400	23,206	1600	5.5	139.7	
12 4XP XTF	46510834	3/4	31.5	1.24	5,511	380	23,931	1650	6.7	170.18	
16 4XP XTF	46510835	1	39.0	1.54	4,641	320	20,305	1400	13.4	340.36	
20 4XP XTF	46510936	1-1/4	49.8	1.96	3,046	210	18120	1250	18.1	459.74	

## IC5K Spiral Wire Hose

Meets Flame Resistance Acceptance Designation "MSHA 2G-IC-11C/27"

SAE 100R13, ISO 18752 Type C


**Recommended for :** Extremely high pressure and high impulse hydraulic applications, meets the performance requirements of ISO3862/SAE 100R13. Recommended applications include underground mining, backhoes, wheel loaders, forestry equipment, excavators, and crawlers.

**Tube:** Black, oil resistant, synthetic rubber (Nitrile - type C).

**Reinforcement:** Four alternating layers of spiraled, high tensile steel.

**Cover:** Black, oil resistant, synthetic rubber (Neoprene - type A).

**Temperature Range :** -40°C to +121°C



### SPECIFICATIONS

Description	Product No.	Hose ID		Hose OD		Working Pressure		Min Burst Pressure		Min Bend Radius	
		Inch	mm	Inch	mm	psi	bar	psi	bar	Inch	mm
20 IC5K	46515042	1- 1/4	45.20	1.78	5000	345	20,000	1380	16.5	420.0	



## CPS Coal Power - 4 and 6 Spiral Hose

Meets Flame Resistance Acceptance Designation "MSHA 2G"

**Recommended for :** High pressure lines in longwall mining equipment and roof support systems / based or water emulsion fluids. Compatible with biodegradable hydraulic fluids like polyglycol and vegetable oil as well

**Tube:** Black, oil resistant, synthetic rubber (Nitrile - Type C).

**Reinforcement:** Four alternating layer of spiraled, high tensile steel wire in 3/4" & 1", 6-wire in case of 1 1/4 1 1/2 and 2" size/braids of high tensile steel.

**Cover:** Black, oil, abrasion and weather resistant synthetic rubber (neoprene). Yellow layline stripe.

**Temperature Range :** -40°C to +121°C

**Coupling :** GS (Thru -12 to -20) & GSM (Thru -24 & -32)



### SPECIFICATIONS

Description	Product No.	Hose ID		Hose OD		Working Pressure		Min Burst Pressure		Min Bend Radius	
		Inch	mm	Inch	mm	psi	bar	psi	bar	Inch	mm
12 EF CPS	46510400	3/4	31.4	1.2	6,000	415	24,000	1655	4.8	120.7	
16 EF CPS	46510401	1	38.7	1.5	6,000	415	24,000	1655	6.0	152.4	
20 EF CPS	46510402	1-1/4	50.0	2.0	6,000	415	24,000	1655	8.3	209.6	
24 EF CPS	46510415	1-1/2	57.3	2.3	6,000	350	20,000	1400	10.0	254.0	
32 EF CPS	46510416	2	71.1	2.8	6,000	350	20,000	1400	25.0	635.0	

## HIGH PRESSURE

## BHL X-tra Hose

**Recommended for :** Hose for high impulse and tight bend radius application. Mainly used for backhoe loader, other construction and earth moving application

**Tube:** Nitrile Black

**Reinforcement:** 2 braids of high tensile steel wire

**Cover:** Specially modified synthetic rubber

**Temperature Range :** -40°C to +120°C

**Coupling :** PCK



### SPECIFICATIONS

Description	Product No.	Hose ID		Hose OD		Working Pressure		Min Burst Pressure		Min Bend Radius	
		Inch	mm	Inch	mm	psi	bar	psi	bar	Inch	mm
4 BHL	46578743	1/4	15.1	0.6	5075	350	20,300	1400	2.0	50.8	
6 BHL	46578744	3/8	17.7	0.7	4785	330	19,140	1320	2.2	55.9	
8 BHL	46578745	1 / 2	20.6	0.8	3987	275	15,950	1100	3.5	88.9	
10 BHL	46578746	5/8	24.6	1.0	3987	275	15,950	1100	4.0	101.6	

## M2T

Carries US MSHA 2G-11C, Flame resistant rating

**Recommended for :** High pressure hydraulic applications.

**Tube:** Black, oil resistant synthetic rubber (NBR)

**Reinforcement:** Two braids of high-tensile steel wire.

**Cover:** Black, oil abrasion & weather resistant synthetic rubber, CR flame resistant-US MSHA 2G

**Temperature Range :** -40°C to +100°C

**Coupling :** G (-20) & GSP (-24 & -32)



### SPECIFICATIONS

Description	Product No.	Hose ID		Hose OD		Working Pressure		Min Burst Pressure		Min Bend Radius	
		Inch	mm	Inch	mm	psi	bar	psi	bar	Inch	mm
20 M2T	46514534	1-1/4	31.5	1.24	2300	159	9200	634	8.25	210	
24 M2T	46514491	1-1/2	38.0	1.49	2000	138	8000	551	10.0	254	
32 M2T	46514492	2	51.0	2.00	1500	103	6000	413	12.5	318	



## G2 2-Wire Braid Hose - SAE 100R2

Meets Flame Resistance Acceptance Designation "MSHA 2G"

**Recommended for :** High pressure oil lines. Meets or exceeds the requirements of SAE 100R2AT. Sand performance requirements of EN 853 2SN.

**Tube:** Black, oil resistant, synthetic rubber (Nitrile - Type C).

**Reinforcement:** Two braids of high tensile steel wire

**Cover:** Black, oil, and abrasion resistant thin synthetic rubber [Modified Nitrile -Type C2]

**Temperature Range :** -40°C to +100°C

**Coupling :** G (thru -4 to -20) & GSP (thru -24 & -32)



### SPECIFICATIONS

Description	Product No.	Hose ID	Hose OD		Working Pressure		Min Burst Pressure		Min Bend Radius	
			Inch	mm	Inch	psi	bar	psi	bar	Inch
3 G2	46578950	3/16	13.2	0.5	6,025	414	24,000	1655	3.5	88.9
4 G2	46574852	1/4	14.7	0.6	5,800	400	23,200	1600	4.0	101.6
5 G2	-	5/16	16.5	0.6	5,100	352	20,400	1408	2.3	57.15
6 G2	46574830	3/8	18.5	0.7	4,800	331	19,200	1324	5.5	127.0
8 G2	46574831	1/2	21.8	0.9	4,000	276	16,000	1104	7.0	177.8
10 G2	46574832	5/8	24.9	1.0	3,625	250	14,500	1000	8.0	203.2
12 G2	46574833	3/4	28.7	1.1	3,100	214	12,400	856	9.5	241.3
16 G2	46574834	1	37.5	1.5	2,400	166	9,600	664	12.0	304.8
20 G2	46574900	1-1/4	47.5	1.9	1,825	126	7,300	504	16.5	419.1
24 G2	46574894	1-1/2	54.6	2.1	1,300	90	5,000	360	20.0	508.0
32 G2	46574895	2	65.0	2.6	1,175	81	4,500	324	25.0	635.0

## CR2

EN 853 2SN

**Recommended for :** Medium pressure hydraulics with low flexure/non-severe applications

**Tube:** NBR (Nitrile) based.

**Reinforcement:** Two braids of high-tensile steel wire.

**Cover :** Black, oil and abrasion resistant synthetic rubber. MSHA approved

**Temperature Range :** -40°C to +100°C

**Coupling :** PCK



### SPECIFICATIONS

Description	Product No.	Hose ID	Hose OD		Working Pressure		Min Burst Pressure		Min Bend Radius	
			Inch	mm	Inch	psi	bar	psi	bar	Inch
4 CR2	46579497	1/4	14.5	0.57	5800	399.8	23,200	1600	3.93	100
6 CR2	46579415	3/8	18.5	0.72	4800	330.9	19,200	1324	5.11	130
8 CR2	46579416	1/2	21.6	0.85	4000	275.7	16,000	1103	7.08	180
10 CR2	46579417	5/8	24.9	0.98	3625	249.93	14,500	1000	7.87	200
12 CR2	46579577	3/4	29.0	1.14	3125	215.46	12,500	862	9.44	240
16 CR2	46579579	1	37.1	1.46	2400	165.47	9,600	662	11.81	300



## G2H High Temp, High Pressure

**Recommended for :** High pressure hydraulic oil lines. Meets or exceeds the requirements of SAE100R2AT and performance requirements of EN 853.

**Tube:** Black, oil resistant, synthetic rubber (Nitrile - Type C).

**Reinforcement:** Two braids of high tensile steel wire.

**Cover:** Black, oil resistant synthetic rubber (Hypalon +- Type M).

**Temperature Range :** -40°C to +135°C

**Coupling :** GS



### SPECIFICATIONS

Description	Product No.	Hose ID		Hose OD		Working Pressure		Min Burst Pressure		Min Bend Radius	
		Inch	mm	Inch	mm	psi	bar	psi	bar	Inch	mm
20 G2H	46574911	1-1/4	47.5	1.9	1,650	126	6,500	448	16.5	419.1	
24 G2H	46574842	1-1/2	54.6	2.1	1,300	90	5,200	358	20.0	508.0	
32 G2H	46574843	2	67.3	2.6	1,175	81	4,700	324	25.0	635.0	

## G2XH - Wire Braid Extreme Heat Hose-SAE100R2

Meets Flame Resistance Acceptance Designation “ MSHA 2G”

**Recommended for :** High pressure hydraulic applications where pressure or temperature requirements exceed SAE 100R2AT Type S and EN 853 2SN or where resistance to either petroleum-base or phosphate ester fluids is required. Meets SAE J1942 requirements.

**Tube:** Black, oil chemical resistant, synthetic rubber (CPE).

**Reinforcement:** Two braid of high tensile steel wire.

**Cover:** Black, oil and abrasion resistant synthetic rubber Hypalon® flame resistance, U.S. MSHA2G

**Temperature Range :** -40°C to +149°C

**Coupling :** G (MegaCrimp ) for -20 & GSP for -24 & -32



### SPECIFICATIONS

Description	Product No.	Hose ID		Hose OD		Working Pressure		Min Burst Pressure		Min Bend Radius	
		Inch	mm	Inch	mm	psi	bar	psi	bar	Inch	mm
20G2XHCTN	46574787	1-1/4	47.5	1.9	2250	155	9,000	628	16.5	419	
24G2XHCTN	46574788	1-1/2	55.9	2.2	1300	91	5,200	364	20.0	508	
32G2XHCTN	**	2	66.0	2.6	1175	82	4,700	329	25.0	635	

## J2AT 2 - Wire Braid Jack Hose

Meets Flame Resistance Acceptance Designation “ MSHA 2G” Meets IJ 100 Jack Hose spec.

**Recommended for :** Hydraulic jack applications. Meets Material Handling Institute specification IJ 100 for hydraulic hose and assemblies used with jacking systems.

**Tube:** Black, oil resistant, synthetic rubber (Nitrile - Type C).

**Reinforcement:** Two braid of high tensile steel wire.

**Cover:** Black, oil and abrasion resistant synthetic rubber (Modified Nitrile - Type C2).

**Temperature Range :** -40°C to +100°C

**Coupling :** G (MegaCrimp®)



### SPECIFICATIONS

Description	Product No.	Hose ID		Hose OD		Working Pressure		Min Burst Pressure		Min Bend Radius	
		Inch	mm	Inch	mm	psi	bar	psi	bar	Inch	mm
4 J2AT	46578737	1/4	14.7	0.6	10,000	690	20,000	1380	4.0	101.6	
6 J2AT	46578751	3/8	18.8	0.7	10,000	690	20,000	1380	5.0	127.0	



## Mining Hose

Meets BCS 174 : 1992 performance

Meets Flame Resistance Acceptance Designation “ MSHA 2G”

**Recommended for :** High pressure hydraulic lines in longwall mining equipment and roof support system: petroleum based or water emulsion fluids

**Tube:** Black, oil resistant, synthetic rubber (Nitrile).

**Reinforcement:** Two braid of high tensile steel wire.

**Cover:** Black, oil resistant abrasion resistant synthetic rubber (Modified Nitrile).

**Temperature Range :** -40°C to +100°C

**Coupling :** Mining coupling as per BCS 174 Standard



### SPECIFICATIONS

Description	Product No.	Hose ID		Hose OD		Working Pressure		Min Burst Pressure		Min Bend Radius	
		Inch	mm	Inch	mm	psi	bar	psi	bar	Inch	mm
DN 6	46547961	1/4	17.0	0.7	6,525	450	26,100	1,800	4.0	101.6	
DN 10	46547962	3/8	21.3	0.8	5,500	380	22,000	1,520	5.1	129.5	
DN 12	46547963	1/2	26.5	1.0	5,250	362	21,000	1,448	6.0	152.4	
DN 20	46547964	3/4	33.6	1.3	4,000	276	16,000	1,104	9.1	231.4	
DN 25	46547965	1	40.7	1.6	3,125	215	12,500	861	12.0	304.8	
DN 32	46547967	1-1/4	47.2	1.9	2,500	172	10,000	689	15.1	383.5	
DN 40	46547966	1-1/2	54.0	2.1	2,118	146	8,472	584	18.0	457.2	

## Mega Tech® II - SAE 100R2 Type AT-ACP Carton pack

**Recommended for :** Multi-purpose high-pressure, high temperature, air compressor lines, petroleum base or phosphate ester hydraulic fluid supply lines. Meets the requirements of SAE J1405 performance specifications for high temperature transmissions and lubricating oil systems using petroleum base oils. Meets or exceeds the requirements of SAE 100R2 Type S.

**Tube:** Black, oil resistant, synthetic rubber (CPE-Type J).

**Reinforcement:** Two braid of high-tensile steel wire.

**Cover:** Blue, oil resistant abrasion resistant polyester braid.

**Temperature Range :** -40°C to +149°C

**Coupling :** G (MegaCrimp ) for -20, GSP for -24 & -32



### SPECIFICATIONS

Description	Product No.	Hose ID		Hose OD		Working Pressure		Min Burst Pressure		Min Bend Radius	
		Inch	mm	Inch	mm	psi	bar	psi	bar	Inch	mm
20ACP MEGATECHIIXCNT	46578018	1-1/4	48.0	1.89	2250	157	1,900	628	15.0	381.0	
24ACP MEGATECHIIXCNT	46572484	1-1/2	54.1	2.13	1500	103	6,000	412	20.0	508.0	
32ACP MEGATECHIIXCNT	46572485	2	66.3	2.61	1300	91	5,200	364	25.0	635.0	



## G1 1-Wire Braid Hose - SAE 100R1 Type

**Recommended for :** Medium pressure hydraulic lines. Meets or exceeds the requirements of SAE 100R1 Type AT and performance requirements of DIN20022 1SN / EN 853 1N. Provides tighter than standard minimum bend radius and greater flexibility for easier plumbing

**Tube:** Black, oil resistant, synthetic rubber (Nitrile - Type C).

**Reinforcement:** One braid of high-tensile steel wire.

**Cover:** Black, oil, and abrasion resistant synthetic rubber (Modified Nitrile - Type C2)

**Temperature Range :** -40°C to +100°C

**Coupling :** G (thru -4 to -20) & GSP (thru - 24 & -32)



### SPECIFICATIONS

Description	Product No.	Hose ID	Hose OD		Working Pressure		Min Burst Pressure		Min Bend Radius	
			Inch	mm	Inch	psi	bar	psi	bar	Inch
3 G1	46578749	3/16	11.9	0.5	3,625	250	14,500	1000	3.0	76.2
4 G1	46574846	1/4	13.5	0.5	3,275	226	13,100	904	4.0	101.6
5 G1	46574828	5/16	15.0	0.6	3,125	216	12,500	864	4.5	114.3
6 G1	46572980	3/8	17.5	0.7	2,600	180	10,400	720	5.0	127.0
8 G1	46574825	1/2	20.8	0.8	2,325	160	9,300	640	7.0	177.8
10 G1	46574826	5/8	23.9	0.9	1,900	131	7,600	524	8.0	203.2
12 G1	46574827	3/4	27.9	1.1	1,525	105	6,100	420	9.0	228.6
16 G1	46574829	1	35.8	1.4	1,275	88	5,100	352	12.0	304.8
20 G1	46574897	1-1/4	43.4	1.7	925	64	3,700	256	16.5	406.4
24 G1	46572498	1-1/2	49.8	2.0	725	50	2,900	200	20.0	508.0
32 G1	46574896	2	64.0	2.5	600	41	2,400	165	25.0	635.0

## CR1

EN 853 1SN

**Recommended for :** Medium pressure hydraulics with low flexure/non-severe applications.

**Tube:** NBR (Nitrile) based.

**Reinforcement:** One braid of high-tensile steel wire.

**Cover:** Black, oil and abrasion resistant synthetic rubber. MSHA approved.

**Temperature Range :** -40°C to +100°C

**Coupling :** PCK



### SPECIFICATIONS

Description	Product No.	Hose ID	Hose OD		Working Pressure		Min Burst Pressure		Min Bend Radius	
			Inch	mm	Inch	psi	bar	psi	bar	Inch
4 CR1	46579398	1/4	13.2	0.52	3275	225	13,100	900	3.93	100
5 CR1	46579498	5/16	15.1	0.59	3275	215	12,500	860	4.52	115
6 CR1	46579499	3/8	16.8	0.66	2600	180	10,400	720	5.11	130
8 CR1	46579399	1/2	19.8	0.78	2325	160	9,300	640	7.08	180
10 CR1	46579400	5/8	23.1	0.91	1900	130	7,600	520	7.87	200
12 CR1	46579602	3/4	27.2	1.07	1525	105	6,100	420	9.44	240
16 CR1	46579578	1	35.1	1.38	1250	87	5,000	348	11.81	300



## G1H High Temp 1 - Wire Braid Hose

SAE 100R1 Type AT

Meets Flame Resistance Acceptance Designation "MSHA 2G"

**Recommended for :** Medium pressure hydraulic oil lines. Meets or exceeds the requirements of SAE 100R1 Type AT

**Tube:** Black, oil resistant, synthetic rubber (Nitrile - Type C).

**Reinforcement:** One braid of high-tensile steel wire.

**Cover:** Black, oil, and abrasion resistant synthetic rubber (Hypalont - Type M)

**Temperature Range :** -40°C to +135°C

**Coupling :** G (thru -4 to 20) & GSP (thru 24 & -32)



### SPECIFICATIONS

Description	Product No.	Hose ID		Hose OD		Working Pressure		Min Burst Pressure		Min Bend Radius	
		Inch	mm	Inch	mm	psi	bar	psi	bar	Inch	mm
4 G1H	46578702	1/4	13.5	0.5	2,750	190	11,000	760	4.5	101.6	
5 G1H	46578703	5/16	15.1	0.6	2,500	172	10,000	688	4.6	116.8	
6 G1H	46578704	3/8	17.5	0.7	2,250	155	9,000	621	5.0	127.0	
8 G1H	46578705	1/2	20.8	0.8	2,000	138	8,000	552	7.0	177.8	
10 G1H	46572178	5/8	23.8	0.9	1,500	103	6,000	415	8.0	203.2	
12 G1H	46578706	3/4	27.9	1.1	1,250	86	5,000	345	9.5	241.3	
16 G1H	46578726	1	35.8	1.4	1,000	69	4,000	275	12.0	304.8	
20 G1H	46574850	1-1/4	43.6	1.7	925	64	3,700	255	16.0	406.4	
24 G1H	46574844	1-1/2	50.0	2.0	725	50	2,900	200	20.0	508.0	
32 G1H	46574845	2	64.0	2.5	600	42	2,400	165	25.0	635.0	

## MegaTech™ ACR

Hot Oil/Air Return Line Hose

**Recommended for :** Pressurized hot oil return lines and rotary oil/air compressor lines

**Tube:** Black, specifically compounded for temperature and chemical resistance (CPE).

**Reinforcement:** One braid of high-tensile steel wire.

**Cover:** Black, oil & abrasion resistant polyester braid. Flame resistant "US MSHA 2 G" Nitrile).

**Temperature Range :** -40°C to +149°C

**Coupling :** G (MegaCrimp ) & GSP (Thru -6 to -32)



### SPECIFICATIONS

Description	Product No.	Hose ID		Hose OD		Working Pressure		Min Burst Pressure		Min Bend Radius	
		Inch	mm	Inch	mm	psi	bar	psi	bar	Inch	mm
6 ACR	46572340	3/8	17.0	0.7	1,000	69	4,000	276	2.5	63.5	
8 ACR	46572341	1/2	19.3	0.8	1,000	69	4,000	276	3.5	88.9	
10 ACR	46572342	5/8	24.1	0.9	1,000	69	4,000	276	4.0	101.6	
12 ACR	46572336	3/4	26.4	1.0	1,000	69	4,000	276	4.8	120.7	
16 ACR	46572337	1	34.0	1.3	1,000	69	4,000	276	6.0	152.4	
20 ACR	46572338	1-1/4	40.0	1.6	1,000	69	4,000	276	8.5	215.9	
24 ACR	46570204	1-1/2	49.4	1.9	500	35	2,000	140	15.0	381.0	
32 ACR	46570805	2	62.9	2.5	500	35	2,000	140	18.0	457.2	
40 ACR	46574908	2-1/2	75.3	3.0	500	35	2,000	140	22.0	558.8	
48 ACR	46574909	3	88.9	3.5	500	35	2,000	140	24.0	609.6	



## GTH High Temp 1-Fiber Braid Hose

SAE 100R6

**Recommended for :** Hydraulic oil lines, heavy duty transmission oil cooler lines and glycol anti freeze solution. Meets or exceeds requirements of SAE 100R6 / EN 854. Specially resistant to diesel permeation.

**Tube:** Black, specially compounded synthetic rubber (Nitrile - Type C).

**Reinforcement:** One fiber braid.

**Cover:** Black, oil & abrasion resistant synthetic rubber (Neoprene - Type A)

**Temperature Range :** -40°C to +135°C

**Coupling :** G (MegaCrimp®)



### SPECIFICATIONS

Description	Product No.	Hose ID		Hose OD		Working Pressure		Min Burst Pressure		Min Bend Radius	
		Inch	mm	Inch	mm	psi	bar	psi	bar	Inch	mm
4 GTH	33198972	1/4	12.7	0.5	400	28	1,600	110	2.5	63.5	
5 GTH	33198971	5/16	14.2	0.6	400	28	1,600	110	3.0	76.2	
6 GTH	33198978	3/8	16.0	0.6	400	28	1,600	110	3.0	76.2	
8 GTH	33198979	1/2	19.8	0.8	400	28	1,600	110	4.0	101.6	
10 GTH	33198980	5/8	23.1	0.9	350	24	1,400	97	5.0	127.0	
12 GTH	33198987	3/4	27.0	1.1	300	21	1,200	83	5.5	139.7	
*16 GTH	33193345	1	28.1	1.1	250	17	1,000	69	8.0	203.2	

## C6 One Fiber Hose-SAE 100R6

Meets performance requirements of EN 854

**Recommended for :** Hydraulic oil lines, heavy duty transmission anti freeze solution. Meets or exceeds requirements of SAE 100R6 / EN 854.

**Tube:** Specially compounded, oil-resistant, synthetic rubber (Nitrile) Black.

**Reinforcement:** One braid of high tenacity yarn.

**Cover:** Oil & abrasion resistant synthetic rubber (Modified Nitrile)

**Temperature Range :** -40°C to +100°C

**Coupling :** G (MegaCrimp®)



### SPECIFICATIONS

Description	Product No.	Hose ID		Hose OD		Working Pressure		Min Burst Pressure		Min Bend Radius	
		Inch	mm	Inch	mm	psi	bar	psi	bar	Inch	mm
4 C6	33198917	1/4	12.7	0.5	400	28	1,600	112	2.6	66.0	
5 C6	33198958	5/16	14.2	0.6	400	28	1,600	112	3.0	76.2	
6 C6	33198959	3/8	16.0	0.6	400	28	1,600	112	3.0	76.2	
8 C6	33198960	1/2	19.7	0.8	400	28	1,600	112	4.0	101.6	
10 C6	33198961	5/8	23.0	0.9	350	24	1,400	97	5.0	127.0	
12 C6	33198968	3/4	27.0	1.1	300	21	1,200	83	6.0	152.4	
*16 C6	33198962	1	34.0	1.3	250	14	800	55	7.0	177.8	





## C3 Two Fiber Braid Hose-SAE 100R3

Meets performance requirements of EN 854

**Recommended for :** Hydraulic oil lines, anti-freeze solution or water. Meets or exceeds requirements of SAE 100R3 / EN 854.

**Tube:** Black, synthetic rubber (Nitrile).

**Reinforcement:** Two braid of high tenacity synthetic textile yarn.

**Cover:** Modified Nitrile

**Temperature Range :** -40°C to +100°C

**Coupling :** G (MegaCrimp®)



### SPECIFICATIONS

Description	Product No.	Hose ID		Hose OD		Working Pressure		Min Burst Pressure		Min Bend Radius	
		Inch	mm	Inch	mm	psi	bar	psi	bar	Inch	mm
4 C3	33198950	1/4	14.5	0.6	1,250	86	5,000	345	3.0	76.2	
5 C3	33198951	5/16	17.5	0.7	1,200	83	4,800	332	4.0	101.6	
6 C3	33198952	3/8	19.1	0.8	1,125	78	4,500	312	4.0	101.6	
8 C3	33198953	1/2	23.9	0.9	1,000	69	4,000	276	5.0	127.0	
10 C3	33198975	5/8	27.0	1.1	875	61	3,500	244	5.5	139.7	
12 C3	33198954	3/4	31.8	1.3	750	52	3,000	208	6.0	152.4	
16 C3	33198955	1	38.1	1.5	565	39	2,250	156	8.0	203.2	

## G3H High - Temp 2 - Fiber Braid Hose

SAE 100R3 Medium Pressure

Meets Flame Resistance Acceptance Designation “ U.S. MSHA 2G”

**Recommended for :** Hydraulic oil lines, heavy duty transmission oil cooler lines and glycol anti-freeze solutions. Meets or exceeds requirements of SAE 100R3 / EN 854. Specially resistant to diesel permeation

**Tube:** Black, synthetic rubber (Nitrile - Type C) Black.

**Reinforcement:** Two fiber braids.

**Cover:** Black oil & abrasion resistant, synthetic rubber (Neoprene - Type A)

**Temperature Range :** -40°C to +135°C

**Coupling :** G (Mega Crimp®) (-4 to -10)



### SPECIFICATIONS

Description	Product No.	Hose ID		Hose OD		Working Pressure		Min Burst Pressure		Min Bend Radius	
		Inch	mm	Inch	mm	psi	bar	psi	bar	Inch	mm
4 G3H	33190088	1/4	14.2	0.6	1,250	86	5,000	345	3.0	76.2	
5 G3H	33194287	5/16	16.8	0.7	1,200	83	4,800	331	3.5	88.9	
6 G3H	33190087	3/8	19.1	0.8	1,125	78	4,500	312	4.0	101.6	
8 G3H	33190090	1/2	23.9	0.9	1,000	69	4,000	276	5.0	127.0	
10 G3H	33194288	5/8	27.9	1.1	900	62	3,600	348	5.5	139.7	
12 G3H	33190091	3/4	31.8	1.3	750	52	3,000	208	6.0	152.4	
16 G3H	33190092	1	38.1	1.8	565	39	2,250	156	8.0	203.2	
20 G3H	33198997	1-1/4	44.5	1.8	375	26	1,500	103	10.0	254.0	
*24 G3H	33194289	1-1/2	49.3	1.9	300	21	1,200	83	12.0	304.8	



## R5R Hose

Meets Railways Specifications

**Recommended for :** Suitable for use with Petroleum based hydraulic fluids & Lubricating oils.

**Tube:** Black, synthetic rubber (Nitrile - Type C).

**Reinforcement:** Single braids of tenacity textile braid followed by another braid of high-tensile steel wire

**Cover:** Black, abrasion resistant, synthetic rubber (Modified CR)

**Temperature Range :** -40°C to +120°C

**Coupling :** PC-2F



### SPECIFICATIONS

Description	Product No.	Hose ID		Hose OD		Working Pressure		Min Burst Pressure		Min Bend Radius	
		Inch	mm	Inch	mm	psi	bar	psi	bar	Inch	mm
5R5R	36582075	1/4	14.4	0.6	3000	210	12,000	840	3.3	85	
6R5R	36582076	5/16	17.2	0.7	2250	160	9,000	640	3.9	100	
8R5R	36582077	13/32	19.5	0.8	2000	140	8,000	560	4.5	115	
10R5R	36582077	1/2	23.4	0.9	1750	120	7,000	480	5.5	140	
12R5R	36582079	5/8	27.4	1.1	1500	105	6,000	420	6.5	165	
16R5R	36582080	7/8	31.4	1.2	800	55	3,200	220	7.3	185	

## Pilot Line Hose

**Recommended for :** Designed for hydraulic pilot control applications in confined spaces in industrial, construction and agricultural equipment. This top quality hose features superior flexibility providing a very tight bend radius as well as resistance to expansion, kinking and abrasion. P1T pilot control hose has been fully tested to meet all possible pilot control applications. It has been engineered as an assembly to ensure maximum trouble free life and avoid replacement in difficult and often inaccessible areas.

**Tube:** Oil resistant Nitrile (NBR)

**Reinforcement:** High-tensile steel wire.

**Cover:** Chloroprene (CR)

**Temperature Range :** -40°C to +100°C

**Coupling :** P1T



### SPECIFICATIONS

Description	Product No.	Hose ID		Hose OD		Working Pressure		Min Burst Pressure		Min Bend Radius	
		Inch	mm	Inch	mm	psi	bar	psi	bar	Inch	mm
4P1T	46578799	1/4	11.0	0.43	1740	120	6,960	480	1.0	25	
5P1T	46575105	5/16	12.5	0.48	1740	120	6,960	480	1.2	30	
6P1T	46578755	3/8	13.9	0.57	1740	120	6,960	480	1.6	40	





# COUPLING RANGE

Start Concentric, Remain Concentric

One stem is All  
You Need



Your Need to Sell Value.

## END TO END SOLUTIONS FROM GATES





## COUPLING RANGE FOR WIRE & TEXTILE BRAIDED PRODUCTS

PRODUCT CODE	PRODUCT	HOSE DASH SIZE	ORIENTATION	DESCRIPTION
<b>BSP</b>				
<b>TWO PIECE DESIGN</b>				
737209836	PCK0404FBSPORX	4	ST	1/4-19 female BSP straight coupling with O-ring
737200656	PCK0404FBSPX	4	ST	1/4-19 female BSP straight coupling without O-ring
737209846	PCK0606FBSPORX	6	ST	3/8-19 female BSP straight coupling with O-ring
737200696	PCK0606FBSPX	6	ST	3/8-19 female BSP straight coupling without O-ring
737210366	PCK0608FBSPORX	6	ST	1/2-14 female BSP straight coupling with O-ring
737200016	PCK0606MBSPPBKHD	6	ST	3/8-19 male BSP bulkhead straight coupling
737209856	PCK0808FBSPORX	8	ST	1/2-14 female BSP straight coupling with O-ring
737200716	PCK0808FBSPX	8	ST	1/2-14 female BSP straight coupling without O-ring
737210236	PCK0810FBSPORX	8	ST	5/8-14 female BSP straight coupling with O-ring
737210486	PCK0808MBSPPBKHD	8	ST	1/2-14 male BSP bulkhead straight coupling
737214076	PCK0806FBSPORX	8	ST	3/8-19 female BSP straight coupling with O-ring with backup hex
737211686	PCK1010FBSPORX	10	ST	5/8-14 female BSP straight coupling with O-ring
737211666	PCK1010MBSPPBKHDSP	10	ST	5/8-14 male BSP bulkhead straight coupling
737213706	PCK1012FBSPORX	10	ST	3/4-14 female BSP straight coupling with O-ring
737213006	PCK1212FBSPORX	12	ST	3/4-14 female BSP straight coupling with O-ring
737214636	PCK1212FBSPX	12	ST	3/4-14 BSP female straight coupling without O-ring
720496126	12GB-12FBSPORX	12	ST	3/4-14 female BSP straight coupling with O-ring
720480326	12GB-12MBSPPSP	12	ST	3/4-14 BSP male straight coupling with special hex
720480486	12GB-16MBSPP	12	ST	1-11 male BSP straight coupling
720480286	12GB-12MBSPP	12	ST	3/4-14 male BSP straight coupling
737214646	PCK1616FBSPX	16	ST	1-11 BSP female straight coupling without O-ring
720496256	16GB-16FBSPORX	16	ST	1-11 female BSP straight coupling with O-ring
737209866	PCK0404FBSPORX45	4	45	1/4-19 female BSP straight 45 degree bend coupling with O-ring
737209886	PCK0606FBSPORX45	6	45	3/8-19 female BSP 45 degree bend coupling with O-ring
737200756	PCK0606FBSPX45-15.5	6	45	3/8-19 female BSP 45 degree bend coupling without O-ring
737213196	PCK0808FBSPORX45	8	45	1/2-14 female BSP straight 45 degree bend coupling with O-ring
737200766	PCK0808FBSPX45-17	8	45	1/2-14 female BSP 45 degree bend coupling without O-ring
737213156	PCK1010FBSPORX45	10	45	5/8-14 female BSP 45 degree bend coupling with O-ring
737214846	PCK1212FBSPX45	12	45	3/4-14 female BSP straight 45 degree bend coupling without O-ring
720496136	12GB-12FBSPORX45	12	45	3/4-14 female BSP straight 45 degree bend coupling with O-ring
737214856	PCK1616FBSPX45	16	45	1-11 BSP female 45 degree bend coupling without O-ring
720480276	12GB-16FBSPORX60-50	12	60	1-11 female BSP straight 90 degree bend coupling with O-ring
737209876	PCK0404FBSPORX90	4	90	1/4-19 female BSP straight 90 degree bend coupling with O-ring
737200186	PCK0406FBSPORX90	4	90	3/8-19 female BSP 90 degree bend coupling with O-ring
737200786	PCK0404FBSPX90-23.5	4	90	1/4-19 female BSP straight 90 degree bend coupling without O-ring
737213266	PCK0404FBSPORX90-29	4	90	1/4-19 female BSP 90 degree bend coupling with O-ring
737209896	PCK0606FBSPORX90	6	90	3/8-19 female BSP straight 90 degree bend coupling with O-ring
737200816	PCK0606FBSPX90-32	6	90	3/8-19 female BSP 90 degree bend coupling without O-ring
737209906	PCK0808FBSPORX90	8	90	1/2-14 female BSP straight 90 degree bend coupling with O-ring
737200846	PCK0808FBSPX90-37.5	8	90	1/2-14 female BSP 90 degree bend coupling without O-ring
737211646	PCK1010FBSPORX90	10	90	5/8-14 female BSP straight 90 degree bend coupling with O-ring
737213716	PCK1012FBSPORX90	10	90	3/4-14 female BSP 90 degree bend coupling with O-ring
737214736	PCK1212FBSPX90-52	12	90	3/4-14 female BSP straight 90 degree bend coupling without O-ring
720480226	12GB-12FBSPORX90	12	90	3/4-14 female BSP straight 90 degree bend coupling with O-ring
720480266	12GB-16FBSPORX90-90	12	90	1-11 female BSP straight 90 degree bend coupling with O-ring
720480256	12GB-16FBSPORX90-60	12	90	1-11 female BSP straight 90 degree bend coupling with O-ring
720496276	16GB-16FBSPORX90	16	90	1-11 female BSP straight 90 degree bend coupling with O-ring
720480336	16GB-16FBSPORX90-76	16	90	1-11 female BSP straight 90 degree bend coupling with O-ring
734789376	24GSP-24FBSPORX90-111- WB	24	90	1 1/2-11 BSP female 90 degree bend long drop coupling
<b>MEGACRIMP (SINGLE PIECE)</b>				
71009591	4G-4FBSPORX	4	ST	1/4-19 female BSP straight coupling with O-ring
71009592	4G-6FBSPORX	4	ST	3/8-19 female BSP straight coupling with O-ring
71001551	4G-4MBSPP	4	ST	1/4-19 male BSP straight coupling
71009502	5G-6FBSPORX	5	ST	3/8-19 female BSP straight coupling with O-ring
71009629	6G-6FBSPORX	6	ST	3/8-19 female BSP straight coupling with O-ring
71009630	6G- 8FBSPORX	6	ST	1/2-14 female BSP straight coupling with O-ring
71001552	6G-6MBSPP	6	ST	3/8-19 male BSP straight coupling
71009653	8G-8FBSPORX	8	ST	1/2-14 female BSP straight coupling with O-ring
71009423	8G-6FBSPORX	8	ST	3/8-19 female BSP straight coupling with O-ring



# COUPLING RANGE FOR WIRE & TEXTILE BRAIDED PRODUCTS

PRODUCT CODE	PRODUCT	HOSE DASH SIZE	ORIENTATION	DESCRIPTION
<b>BSP</b>				
<b>MEGACRIMP (SINGLE PIECE)</b>				
71000554	8G-8MBSPP	8	ST	1/2-14 male BSP straight coupling
71009654	8G-10FBSPORX	8	ST	5/8-14 female BSP straight coupling with O-ring
71009510	10G-10FBSPORX	10	ST	5/8-14 female BSP straight coupling with O-ring
71000555	10G-10MBSPP	10	ST	5/8-14 male BSP straight coupling
71009511	10G-12FBSPORX	10	ST	3/4-14 female BSP straight coupling with O-ring
71009554	12G-12FBSPORX	12	ST	3/4-14 female BSP straight coupling with O-ring
71009983	12G-16FBSPORX	12	ST	1-11 female BSP straight coupling with O-ring
71000556	12G-12MBSPP	12	ST	3/4-14 male BSP straight coupling
71009515	16G-16FBSPORX	16	ST	1-11 female BSP straight coupling with O-ring
71000557	16G-16MBSPP	16	ST	1-11 male BSP straight coupling
71000558	20G-20MBSPP	20	ST	1 1/4-11 male BSP straight coupling
71009523	20G-20FBSPORX	20	ST	1 1/4-11 female BSP straight coupling with O-ring
71009593	4G-4FBSPORX45	4	45	1/4-19 female BSP 45 degree bend coupling with O-ring
71009631	6G-6FBSPORX45	6	45	3/8-19 female BSP 45 degree bend coupling with O-ring
71009656	8G-8FBSPORX45	8	45	1/2-14 female BSP 45 degree bend coupling with O-ring
71009150	10G-10FBSPORX45	10	45	5/8-14 female BSP 45 degree bend coupling with O-ring
71009152	12G-12FBSPORX45	12	45	3/4-14 female BSP 45 degree bend coupling with O-ring
71009153	16G-16FBSPORX45	16	45	1-11 female BSP 45 degree bend coupling with O-ring
71009271	20G-20FBSPORX45	20	45	1 1/4-11 female BSP 45 degree bend coupling with O-ring
71009595	4G-4FBSPORX90	4	90	1/4-19 female BSP 90 degree bend coupling with O-ring
71009633	6G-6FBSPORX90	6	90	3/8-19 female BSP 90 degree bend coupling with O-ring
71009658	8G-8FBSPORX90	8	90	1/2-14 female BSP 90 degree bend coupling with O-ring
71009950	10G-12FBSPORX90	10	90	3/4-14 female BSP 90 degree bend coupling with O-ring
71009160	10G-10FBSPORX90	10	90	5/8-14 female BSP 90 degree bend coupling with O-ring
71009681	12G-16FBSPORX90	12	90	1-11 female BSP 90 degree bend coupling with O-ring
71009162	12G-12FBSPORX90	12	90	3/4-14 female BSP 90 degree bend coupling with O-ring
71009163	16G-16FBSPORX90	16	90	1-11 female BSP 90 degree bend coupling with O-ring
71009164	20G-20FBSPORX90	20	90	1 1/4-11 female BSP 90 degree bend coupling with O-ring
<b>JIC</b>				
<b>TWO PIECE DESIGN</b>				
737211026	PCK0406FJX	4	ST	9/16-18 female JIC straight coupling
737211256	PCK0406MJ	4	ST	9/16-18 male JIC straight coupling
737213656	PCK0506FJX	5	ST	9/16-18 female JIC straight coupling
737211156	PCK0606FJX	6	ST	9/16-18 female JIC straight coupling
737210996	PCK0404FJX	6	ST	7/16-20 female JIC straight coupling
737211056	PCK0608FJX	6	ST	3/4-16 female JIC straight coupling
737211086	PCK0810FJX	8	ST	7/8-14 female JIC straight coupling
737211316	PCK0808FJX	8	ST	3/4-16 female JIC straight coupling
737201626	PCK0810MJ	8	ST	7/8-14 male JIC straight coupling
737211126	PCK1012FJX	10	ST	1 1/16-12 female JIC straight coupling
737211116	PCK1010FJX	10	ST	7/8-14 female JIC straight coupling
720409326	12GB-12FJX	12	ST	1 1/16-12 female JIC straight coupling
720409396	16GB-16FJX	16	ST	1 5/16-12 female JIC straight coupling
737213406	PCK0404FJX45S	4	45	7/16-20 female JIC 45 degree bend short drop coupling
737213316	PCK0406FJX45S	4	45	9/16-18 female JIC 45 degree bend short drop coupling
737213416	PCK0608FJX45S	6	45	3/4-16 female JIC 45 degree short drop coupling
737213356	PCK0606FJX45S	6	45	9/16-18 female JIC 45 degree short drop coupling
737213276	PCK0810FJX45S	8	45	7/8-14 female JIC 45 degree bend short drop coupling
737211326	PCK0808FJX45-16	8	45	3/4-16 female JIC 45 degree bend coupling
737211406	PCK1010FJX45-22	10	45	7/8-14 female JIC 45 degree bend coupling
720446426	12GB-12FJX45	12	45	1 1/16-12 female JIC 45 degree bend coupling
720446506	16GB-16FJX45	16	45	1 5/16-12 female JIC 45 degree bend coupling
737213286	PCK0406FJX90S	4	90	9/16-18 female JIC 90 degree bend short drop coupling
737211016	PCK0404FJX90-28	4	90	7/16-20 female JIC 90 degree bend coupling
737213376	PCK0406FJX90L	4	90	9/16-18 female JIC 90 degree bend long drop coupling
737213336	PCK0404FJX90S	4	90	7/16-20 female JIC 90 degree short drop coupling
737213346	PCK0606FJX90S	6	90	9/16-18 female JIC 90 degree short drop coupling
737214266	PCK0606FJX90L	6	90	9/16-18 female JIC 90 degree long drop coupling
737213896	PCK0606FJX90M	6	90	9/16-18 female JIC 90 degree medium drop coupling



# COUPLING RANGE FOR WIRE & TEXTILE BRAIDED PRODUCTS

PRODUCT CODE	PRODUCT	HOSE DASH SIZE	ORIENTATION	DESCRIPTION
<b>JIC</b>				
<b>TWO PIECE DESIGN</b>				
737213296	PCK0608FJX90S	6	90	3/4-16 female JIC 90 degree bend short drop coupling
737213306	PCK0810FJX90S	8	90	7/8-14 female JIC 90 degree bend short drop coupling
737213366	PCK0810FJX90L	8	90	7/8-14 female JIC 90 degree bend long drop coupling
737213906	PCK0808FJX90M	8	90	3/4-16 female JIC 90 degree bend short drop coupling
737211416	PCK1010FJX90M	10	90	7/8-14 female JIC 90 degree bend medium drop coupling
720447486	16GB-16FJX90S	16	90	1 5/16-12 female JIC 90 degree bend short drop coupling
720446426	12GB-12FJX45	12	45	1 1/16-12 female JIC 45 degree bend coupling
720446506	16GB-16FJX45	16	45	1 5/16-12 female JIC 45 degree bend coupling
737213286	PCK0406FJX90S	4	90	9/16-18 female JIC 90 degree bend short drop coupling
737211016	PCK0404FJX90-28	4	90	7/16-20 female JIC 90 degree bend coupling
737213376	PCK0406FJX90L	4	90	9/16-18 female JIC 90 degree bend long drop coupling
737213336	PCK0404FJX90S	4	90	7/16-20 female JIC 90 degree short drop coupling
737213346	PCK0606FJX90S	6	90	9/16-18 female JIC 90 degree short drop coupling
737214266	PCK0606FJX90L	6	90	9/16-18 female JIC 90 degree long drop coupling
737213896	PCK0606FJX90M	6	90	9/16-18 female JIC 90 degree medium drop coupling
737213296	PCK0608FJX90S	6	90	3/4-16 female JIC 90 degree bend short drop coupling
737213306	PCK0810FJX90S	8	90	7/8-14 female JIC 90 degree bend short drop coupling
737213366	PCK0810FJX90L	8	90	7/8-14 female JIC 90 degree bend long drop coupling
737213906	PCK0808FJX90M	8	90	3/4-16 female JIC 90 degree bend short drop coupling
737211416	PCK1010FJX90M	10	90	7/8-14 female JIC 90 degree bend medium drop coupling
720447486	16GB-16FJX90S	16	90	1 5/16-12 female JIC 90 degree bend short drop coupling
<b>MEGACRIMP (SINGLE PIECE)</b>				
71030804	4G-4FJX	4	ST	7/16-20 female JIC straight coupling
71030806	4G-6FJX	4	ST	9/16-18 female JIC straight coupling
71001063	4G-4MJ	4	ST	7/16-20 male JIC straight coupling
71000092	5G-6FJX	5	ST	9/16-18 female JIC straight coupling
71000093	5G-5FJX	5	ST	1/2-20 female JIC straight coupling
71030814	6G-6FJX	6	ST	9/16-18 female JIC straight coupling
71030815	6G-8FJX	6	ST	3/4-16 female JIC straight coupling
71001067	6G-6MJ	6	ST	9/16-18 male JIC straight coupling
71030820	8G-8FJX	8	ST	3/4-16 female JIC straight coupling
71030821	8G-10FJX	8	ST	7/8-14 female JIC straight coupling
71033621	8G-8MJ	8	ST	3/4-16 male JIC straight coupling
71030927	10G-12FJX	10	ST	1 1/16-12 female JIC straight coupling
71000074	10G-10MJ	10	ST	7/8-14 male JIC straight coupling
71030926	10G-10FJX	10	ST	7/8-14 female JIC straight coupling
71030832	12G-12FJX	12	ST	1 1/16-12 female JIC straight coupling
71000076	12G-12MJ	12	ST	1 1/16-12 male JIC straight coupling
71030939	16G-16FJX	16	ST	1 5/16-12 female JIC straight coupling
71030940	16G-20FJX MC	16	ST	1 5/8-12 female JIC straight coupling
71000079	16G-16MJ	16	ST	1 5/16-12 male JIC straight coupling
71000081	20G-20MJ	20	ST	1 5/8-12 male JIC straight coupling
71000114	20G-20FJX	20	ST	1 5/8-12 female JIC straight coupling
71034605	4G-4FJX45	4	45	7/16-20 female JIC 45 degree bend coupling
71034619	5G-6FJX45	5	45	9/16-18 female JIC 45 degree bend coupling
71034623	6G-6FJX45	6	45	9/16-18 female JIC 45 degree bend coupling
71034629	8G-8FJX45	8	45	3/4-16 female JIC 45 degree bend coupling
71034635	10G-10FJX45	10	45	7/8-14 female JIC 45 degree bend coupling
71034642	12G-12FJX45	12	45	1 1/16-12 female JIC 45 degree bend coupling
71000145	16G-16FJX45	16	45	1 5/16-12 female JIC 45 degree bend coupling
71034650	16G-16FJX45S	16	45	1 5/16-12 female JIC 45 degree bend short drop coupling
71000146	20G-20FJX45	20	45	1 5/8-12 female JIC 45 degree bend coupling
71001148	4G-4FJX90M	4	90	7/16-20 female JIC 90 degree bend coupling
71034721	6G-6FJX90M	6	90	9/16-18 female JIC 90 degree bend medium drop coupling
71034720	6G-6FJX90S	6	90	9/16-18 female JIC 90 degree bend short drop coupling
71034729	8G-8FJX90M	8	90	3/4-16 female JIC 90 degree bend medium drop coupling
71034733	8G-10FJX90M	8	90	7/8-14 female JIC 90 degree bend medium drop coupling
71000170	10G-10FJX90M	10	90	7/8-14 female JIC 90 degree bend medium drop coupling
71000172	12G-12FJX90M	12	90	1 1/16-12 female JIC 90 degree bend medium drop coupling



## COUPLING RANGE FOR WIRE & TEXTILE BRAIDED PRODUCTS

PRODUCT CODE	PRODUCT	HOSE DASH SIZE	ORIENTATION	DESCRIPTION
<b>JIC</b>				
<b>MEGACRIMP (SINGLE PIECE)</b>				
71034744	12G-12FJX90S	12	90	1 1/16-12 female JIC 90 degree bend short drop coupling
71034748	16G-16FJX90S	16	90	1 5/16-12 female JIC 90 degree bend short drop coupling
71000207	16G-16FJX90M	16	90	1 5/16-12 female JIC 90 degree bend medium drop coupling
71000179	20G-20FJX90M	20	90	1 5/8-12 female JIC 90 degree bend medium drop coupling
<b>ORFS</b>				
<b>TWO PIECE DESIGN</b>				
737204236	PCK0406FFORX	4	ST	11/16-16 female flat face straight coupling
737204266	PCK0608FFORX	6	ST	13/16-16 female flat face straight coupling
737208716	PCK0608MFFOR	6	ST	13/16-16 male flat face straight coupling
737204926	PCK0606MFFOR	6	ST	11/16-16 male flat face straight coupling
737214486	PCK0606FFORX	6	ST	11/16-16 female flat face straight coupling
737204296	PCK0810FFORX	8	ST	1-14 female flat face straight coupling
737204286	PCK0808FFORX	8	ST	13/16-16 female flat face straight coupling
737204316	PCK1010FFORX	10	ST	1-14 female flat face straight coupling
720420196	10GB-8FFORX	10	ST	13/16-16 female flat face straight coupling
720419256	12GB-12FFORX	12	ST	1 3/16-12 female flat face straight coupling
720480216	12GB-12MFFORBKHD	12	ST	1 3/16-12 male flat face straight bulkhead coupling
720419246	12GB-10FFORX	12	ST	1-14 female flat face straight coupling
720419306	16GB-16FFORX	16	ST	1 7/16-12 female flat face straight coupling
720419316	16GB-20FFORX	16	ST	1 11/16-12 female flat face straight coupling
737211186	PCK0404FFORX45S	4	45	9/16-18 female flat face 45 degree bend short drop coupling
737211216	PCK0606FFORX45-24	6	45	11/16-16 female flat face 45 degree bend coupling
737211486	PCK0808FFORX45M	8	45	13/16-16 female flat face 45 degree bend medium drop coupling
737213846	PCK1010FFORX45S	10	45	1-14 female flat face 45 degree bend coupling
720422226	12GB-12FFORX45	12	45	1 3/16-12 female flat face 45 degree bend coupling
720422266	16GB-16FFORX45	16	45	1 7/16-12 female flat face 45 degree bend coupling
737211386	PCK0406FFORX90S	4	90	11/16-16 female flat face 45 degree bend coupling
737211196	PCK0404FFORX90S	4	90	9/16-18 female flat face 90 degree bend short drop coupling
737211206	PCK0404FFORX90M	4	90	9/16-18 female flat face 90 degree bend medium drop coupling
737212176	PCK0606FFORX90M	6	90	11/16-16 female flat face 90 degree bend medium drop coupling
737212596	PCK0608FFORX90L	6	90	13/16-16 female flat face 90 degree bend long drop coupling
737212586	PCK0608FFORX90M	6	90	9/16-18 female flat face straight coupling
737211236	PCK0606FFORX90L	6	90	11/16-16 female flat face 90 degree bend long drop coupling
737211476	PCK0608FFORX90S	6	90	13/16-16 female flat face 90 degree bend short drop coupling
737211736	PCK0808FFORX90L	8	90	13/16-16 female flat face 90 degree bend long drop coupling
737213806	PCK0810FFORX90-42	8	90	1-14 female flat face 90 degree bend coupling
737211496	PCK0808FFORX90S	8	90	13/16-16 female flat face 90 degree bend short drop coupling
737211506	PCK0808FFORX90M	8	90	13/16-16 female flat face 90 degree bend medium drop coupling
737213546	PCK1012FFORX90M	10	90	1 3/16-12 female flat face 90 degree bend medium drop coupling
737213726	PCK1012FFORX90-42	10	90	1 3/16-12 female flat face 90 degree bend coupling
737213696	PCK1010FFORX90-34	10	90	1-14 female flat face 90 degree bend coupling
737212096	PCK1010FFORX90-47	10	90	1-14 female flat face 90 degree bend medium drop coupling
720424496	10GB-8FFORX90-34	10	90	13/16-16 female flat face 90 degree bend coupling
720480356	12GB-12FFORX90M	12	90	1 3/16-12 female flat face 90 degree bend medium drop coupling
720424696	12GB-16FFORX90S	12	90	1 7/16-12 female flat face 90 degree bend short drop coupling
720480246	12GB-12FFORX90-85	12	90	1 3/16-12 female flat face 90 degree bend coupling
720480416	12GB-12FFORX90S	12	90	1 3/16-12 female flat face 90 degree bend short drop coupling
720424656	12GB-12FFORX90-58	12	90	1 3/16-12 female flat face 90 degree bend coupling
720424646	12GB-12FFORX90-48	12	90	1 3/16-12 female flat face 90 degree bend coupling
720424756	16GB-16FFORX90M	16	90	1-11 female BSP straight 90 degree bend coupling with O-ring
720480496	16GB-16FFORX90-115	16	90	1 7/16-12 female flat face 90 degree bend long drop coupling
720424906	16GB-20FFORX90S	16	90	1 11/16-12 female flat face 90 degree bend short drop coupling
720480426	16GB-20FFORX90-60	16	90	1 11/16-12 female flat face 90 degree bend coupling
720480436	16GB-12FFORX90S	16	90	1 7/16-12 female flat face 90 degree bend short drop coupling
720481356	20GB-20FFORX90-68-2WB	20	90	1 11/16-12 female flat face 90 degree bend medium drop coupling
<b>MEGACRIMP (SINGLE PIECE)</b>				
71041804	4G-4FFORX	4	ST	9/16-18 female flat face straight coupling
71041604	4G-4MFFOR	4	ST	9/16-18 male flat face straight coupling



# COUPLING RANGE FOR WIRE & TEXTILE BRAIDED PRODUCTS

PRODUCT CODE	PRODUCT	HOSE DASH SIZE	ORIENTATION	DESCRIPTION
<b>ORFS</b>				
<b>MEGACRIMP (SINGLE PIECE)</b>				
71041805	4G-6FFORX	4	ST	11/16-16 female flat face straight coupling
71041809	6G-6FFORX	6	ST	11/16-16 female flat face straight coupling
71041810	6G-8FFORX	6	ST	13/16-16 female flat face straight coupling
71041707	6G-6MFFORBKHDLN	6	ST	11/16-16 male bulkhead flat face straight coupling
71041607	6G-6MFFOR	6	ST	11/16-16 male flat face straight coupling
71041815	8G-8FFORX	8	ST	13/16-16 female flat face straight coupling
71041711	8G-8BKHMFFOR	8	ST	13/16-16 male flat-face O-Ring bulk Head long nose coupling
71041612	8G-10MFFOR	8	ST	1-14 male flat face straight coupling
71041816	8G-10FFORX	8	ST	1-14 female flat face straight coupling
71041611	8G-8MFFOR	8	ST	13/16-16 male flat face straight coupling
71041716	10G-10MFFORBKHDLN	10	ST	1-14 male bulkhead flat face straight coupling
71041616	10G-12MFFOR	10	ST	1 3/16-12 male flat face straight coupling
71041921	10G-12FFORX	10	ST	1 3/16-12 female flat face straight coupling
71041820	10G-10FFORX	10	ST	1-14 female flat face straight coupling
71041615	10G-10MFFOR	10	ST	1-14 male flat face straight coupling
71041919	10G-8FFORX	10	ST	13/16-16 female flat face straight coupling
71041826	12G-16FFORX	12	ST	1 7/16-12 female flat face straight coupling
71041618	12G-12MFFOR	12	ST	1 3/16-12 male flat face straight coupling
71041825	12G-12FFORX	12	ST	1 3/16-12 female flat face straight coupling
71041930	16G-16FFORX	16	ST	1 7/16-12 female flat face straight coupling
71041621	16G-16MFFOR	16	ST	1 7/16-12 male flat face straight coupling
71041935	20G-20FFORX	20	ST	1 11/16-12 female flat face straight coupling
71041624	20G-20MFFOR	20	ST	1 11/16-12 male flat face straight coupling
71042204	4G-4FFORX45	4	45	9/16-18 female flat face 45 degree bend coupling
71042208	6G-6FFORX45	6	45	11/16-16 female flat face 45 degree bend coupling
71042213	8G-8FFORX45	8	45	13/16-16 female flat face 45 degree bend coupling
71042217	10G-10FFORX45	10	45	1-14 female flat face 45 degree bend coupling
71042222	12G-12FFORX45	12	45	1 3/16-12 female flat face 45 degree bend coupling
71042226	16G-16FFORX45	16	45	1 7/16-12 female flat face 45 degree bend coupling
71042229	20G-20FFORX45	20	45	1 11/16-12 female flat face 45 degree bend coupling
73478941	20G-20FFORX45-25.4	20	45	1 11/16-12 female flat face 45 degree bend coupling
71042405	4G-4FFORX90M	4	90	9/16-18 female flat face 90 degree bend medium drop coupling
71042409	4G-6FFORX90S	4	90	11/16-16 female flat face 90 degree bend short drop coupling
71042404	4G-4FFORX90S	4	90	9/16-18 female flat face 90 degree bend short drop coupling
71042412	4G-6FFORX90L	4	90	11/16-16 female flat face 90 degree bend long drop coupling
71042424	6G-6FFORX90S	6	90	11/16-16 female flat face 90 degree bend short drop coupling
71042429	6G-8FFORX90-29	6	90	13/16-16 female flat face 90 degree bend coupling
71042426	6G-6FFORX90L	6	90	11/16-16 female flat face 90 degree bend long drop coupling
71042425	6G-6FFORX90M	6	90	11/16-16 female flat face 90 degree bend medium drop coupling
71042440	8G-8FFORX90M	8	90	13/16-16 female flat face 90 degree bend medium drop coupling
71042441	8G-8FFORX90L	8	90	13/16-16 female flat face 90 degree bend long drop coupling
71042439	8G-8FFORX90S	8	90	13/16-16 female flat face 90 degree bend short drop coupling
71042444	8G-10FFORX90S	8	90	1-14 female flat face 90 degree bend short drop coupling
71042455	10G-10FFORX90M	10	90	1-14 female flat face 90 degree bend medium drop coupling
71042459	10G-12FFORX90S	10	90	1 3/16-12 female flat face 90 degree bend short drop coupling
71042454	10G-10FFORX90S	10	90	1-14 female flat face 90 degree bend short drop coupling
71042469	12G-16FFORX90S	12	90	1 7/16-12 female flat face 90 degree bend short drop coupling
71042465	12G-12FFORX90M	12	90	1 3/16-12 female flat face 90 degree bend medium drop coupling
71042464	12G-12FFORX90S	12	90	1 3/16-12 female flat face 90 degree bend short drop coupling
71042475	16G-16FFORX90M	16	90	1 7/16-12 female flat face 90 degree bend medium drop coupling
71042474	16G-16FFORX90S	16	90	1 7/16-12 female flat face 90 degree bend short drop coupling
71042473	16G-12FFORX90S	16	90	1 3/16-12 female flat face 90 degree bend short drop coupling
71042480	20G-20FFORX90M	20	90	1 11/16-12 female flat face 90 degree bend medium drop coupling
<b>DIN METRIC</b>				
<b>TWO PIECE DESIGN</b>				
737202606	PCK0410MDL	4	ST	M16 X 1.5 light series male metric coupling
737208856	PCK0408FDLORX	4	ST	M14 X 1.5 light series female metric straight coupling
737214716	PCK0410FDHORX	4	ST	M16 X 1.5 heavy series female metric straight coupling
737202946	PCK0510FDLORX	5	ST	M16 X 1.5 light series female metric straight coupling





# COUPLING RANGE FOR WIRE & TEXTILE BRAIDED PRODUCTS

PRODUCT CODE	PRODUCT	HOSE DASH SIZE	ORIENTATION	DESCRIPTION
<b>DIN METRIC</b>				
<b>TWO PIECE DESIGN</b>				
737203106	PCK0612FDLORX	6	ST	M18 X 1.5 light series female metric straight coupling
737202956	PCK0610FDLORX	6	ST	M16 X 1.5 light series female metric straight coupling
737203296	PCK0815FDLORX	8	ST	M22 X 1.5 light series female metric straight coupling
737207706	PCK0816FDHORX	8	ST	M24 X 1.5 heavy series female metric straight coupling
737213646	PCK1022FDLORX	10	ST	M30 X 2.0 light series female metric straight coupling
737203446	PCK1222FDLORX	12	ST	M30 X 2.0 light series female metric straight coupling
734790046	24GSP-42FDLORX-WB	24	ST	M52 x 2 light Series female straight for 2 Wire braid hose
737214286	PCK0815FDLORX45-22	8	45	M22x1.5 Light Series female metric 45 degree bend coupling
737207806	PCK1018FDLORX45-24	10	45	M26 X 1.5 light series female metric 45 degree bend coupling
737214256	PCK0612FDHORX90-39	6	90	M20 X 1.5 heavy series female metric 90 degree bend coupling
737207786	PCK0815FDLORX90	8	90	M22 X 1.5 light series female metric 90 degree bend coupling
737203396	PCK0816FDHORX90	8	90	M24 X 1.5 heavy series female metric 90 degree bend coupling
737203536	PCK1225FDHORX90	12	90	M36 X 2.0 heavy series female metric 90 degree bend coupling
720480396	12GB-22FDLORX90-90	12	90	M30 X 2.0 light series female metric 90 degree bend coupling
720480726	12GB-22FDLORX90-62	12	90	M30 X 2.0 light series female metric 90 degree bend coupling
<b>MEGACRIMP (SINGLE PIECE)</b>				
71009567	4G-8FDHORX	4	ST	M16x1.5 Heavy Series female metric straight coupling
71009568	4G-8FDLORX	4	ST	M14x1.5 Light Series female metric straight coupling
71009569	4G-10FDHORX	4	ST	M18x1.5 Heavy Series female metric straight coupling
71009201	5G-10FDLORX	5	ST	M16x1.5 Light Series female metric straight coupling
71009299	5G-10MDL	5	ST	M16x1.5 Light Series male metric straight coupling
71009607	6G-12FDHORX	6	ST	M20x1.5 Heavy Series female metric straight coupling
71009608	6G-12FDLORX	6	ST	M18x1.5 Light Series female metric straight coupling
71001487	6G-12MDL	6	ST	M18x1.5 Light Series male metric straight coupling
71001535	6G-12MDH	6	ST	M20x1.5 Heavy Series male metric straight coupling
71009643	8G-16FDHORX	8	ST	M24x1.5 Heavy Series female metric straight coupling
71009642	8G-15FDLORX	8	ST	M22x1.5 Light Series female metric straight coupling
71000537	8G-16MDH	8	ST	M24x1.5 Heavy Series male metric straight coupling
71000488	8G-15MDL	8	ST	M22x1.5 Light Series male metric straight coupling
71009641	8G-14FDHORX MC	8	ST	M22x1.5 Heavy Series female metric straight coupling
71009410	10G-16FDHORX	10	ST	M24x1.5 Heavy Series female metric straight coupling
71009209	10G-18FDLORX	10	ST	M26x1.5 Light Series female metric straight coupling
71000538	10G-20MDH	10	ST	M30x2 Heavy Series male metric straight coupling
71009210	10G-20FDHORX	10	ST	M30x2 Heavy Series female metric straight coupling
71000489	10G-18MDL	10	ST	M26x1.5 Light Series male metric straight coupling
71009669	12G-25FDHORX	12	ST	M36x2 Heavy Series female metric straight coupling
71000539	12G-25MDH	12	ST	M36x2 Heavy Series male metric straight coupling
71009668	12G-22FDLORX	12	ST	M30x2 Light Series female metric straight coupling
71000490	12G-22MDL	12	ST	M30x2 Light Series male metric straight coupling
71009994	12G-20FDHORX	12	ST	M30 x 2 Heavy Series female straight
71009220	16G-28FDLORX	16	ST	M36x2 Light Series female metric straight coupling
71009223	16G-30FDHORX	16	ST	M42x2 Heavy Series female metric straight coupling
71009253	16G-30MDH	16	ST	M42x2 Heavy Series male metric straight coupling
71009221	20G-35FDLORX	20	ST	M45x2 Light Series female metric straight coupling
71009224	20G-38FDHORX	20	ST	M52x2 Heavy Series female metric straight coupling
71009574	4G-8FDHORX45	4	45	M16x1.5 Heavy Series female metric 45 degree bend coupling
71009575	4G-8FDLORX45	4	45	M14x1.5 Light Series female metric 45 degree bend coupling
71009614	6G-12FDHORX45	6	45	M20x1.5 Heavy Series female metric 45 degree bend coupling
71009615	6G-12FDLORX45	6	45	M18x1.5 Light Series female metric 45 degree bend coupling
71009647	8G-15FDLORX45	8	45	M22x1.5 Light Series female metric 45 degree bend coupling
71009648	8G-16FDHORX45	8	45	M24x1.5 Heavy Series female metric 45 degree bend coupling
71009196	10G-20FDHORX45	10	45	M30x2 Heavy Series female metric 45 degree bend coupling
71009195	10G-18FDLORX45	10	45	M26x1.5 Light Series female metric 45 degree bend coupling
710091977	12G-22FDLORX45-30	12	45	M30 X 2.0 light series female metric 45 degree bend coupling
71009197	12G-22FDLORX45	12	45	M30x2 Light Series female metric 45 degree bend coupling
71009198	12G-25FDHORX45	12	45	M36x2 Heavy Series female metric 45 degree bend coupling
71009235	16G-30FDHORX45	16	45	M42x2 Heavy Series female metric 45 degree bend coupling
71009232	16G-28FDLORX45	16	45	M36x2 Light Series female metric 45 degree bend coupling
71009494	20G-38FDHORX45	20	45	M52x2 Heavy Series female metric 45 degree bend coupling



# COUPLING RANGE FOR WIRE & TEXTILE BRAIDED PRODUCTS

PRODUCT CODE	PRODUCT	HOSE DASH SIZE	ORIENTATION	DESCRIPTION
<b>DIN METRIC</b>				
<b>MEGACRIMP (SINGLE PIECE)</b>				
71009233	20G-35FDLORX45	20	45	M45x2 Light Series female metric 45 degree bend coupling
71009583	4G-8FDHORX90	4	90	M16x1.5 Heavy Series female metric 90 degree bend coupling
71009584	4G-8FDLORX90	4	90	M14x1.5 Light Series female metric 90 degree bend coupling
71009621	6G-12FDLORX90	6	90	M18x1.5 Light Series female metric 90 degree bend coupling
71009620	6G-12FDHORX90	6	90	M20x1.5 Heavy Series female metric 90 degree bend coupling
71009651	8G-16FDHORX90	8	90	M24x1.5 Heavy Series female metric 90 degree bend coupling
71009650	8G-15FDLORX90	8	90	M22x1.5 Light Series female metric 90 degree bend coupling
71009178	10G-18FDLORX90	10	90	M26x1.5 Light Series female metric 90 degree bend coupling
71009179	10G-20FDHORX90	10	90	M30x2 Heavy Series female metric 90 degree bend coupling
71009181	12G-25FDHORX90	12	90	M36x2 Heavy Series female metric 90 degree bend coupling
710091807	12G-22FDLORX90-62	12	90	M30 X 2.0 light series female metric 90 degree bend coupling
71009180	12G-22FDLORX90	12	90	M30x2 Light Series female metric 90 degree bend coupling
71009247	16G-30FDHORX90	16	90	M42x2 Heavy Series female metric 90 degree bend coupling
71009244	16G-28FDLORX90	16	90	M36x2 Light Series female metric 90 degree bend coupling
71009493	20G-38FDHORX90	20	90	M52x2 Heavy Series female metric 90 degree bend coupling
71009245	20G-35FDLORX90	20	90	M45x2 Light Series female metric 90 degree bend coupling
<b>FLANGE COUPLINGS</b>				
<b>CODE 61 FLANGE</b>				
<b>TWO PIECE DESIGN</b>				
720425256	12GB-16FL	12	ST	44.5mm Code 61 straight flange
720425306	16GB-16FL	16	ST	44.5mm Code 61 straight flange
734741726	24GSP-24FL	24	ST	60.5mm Code 61 straight flange
734741736	24GSP-32FL	24	ST	71.4mm Code 61 straight flange
734741796	32GSP-32FL-2WB	32	ST	71.4mm Code 61 straight flange coupling
720427396	16GB-16FL45S	16	45	44.5mm Code 61 flange 45 degree bend short drop coupling
720429536	12GB-12FL90M	12	90	38.1mm Code 61 flange 90 degree bend medium drop coupling
720429586	12GB-16FL90S	12	90	44.5mm Code 61 flange 90 degree bend short drop coupling
720429706	16GB-16FL90S	16	90	44.5mm Code 61 flange 90 degree bend short drop coupling
<b>MEGACRIMP (SINGLE PIECE)</b>				
71032520	12G-12FL	12	ST	38.1mm Code 61 straight flange
71032530	16G-16FL	16	ST	44.5mm Code 61 straight flange
71032724	12G-12FL45M	12	45	38.1mm Code 61 flange 45 degree bend medium drop coupling
71032739	16G-16FL45S	16	45	44.5mm Code 61 flange 45 degree bend short drop coupling
72042942	10G-16FL90	10	90	44.5mm Code 61 flange 90 degree bend coupling
71032953	12G-12FL90M	12	90	38.1mm Code 61 flange 90 degree bend medium drop
71032958	12G-16FL90S	12	90	44.5mm Code 61 flange 90 degree bend short drop
71032970	16G-16FL90S	16	90	44.5mm Code 61 flange 90 degree bend short drop
<b>KOMATSU STYLE</b>				
<b>TWO PIECE DESIGN</b>				
737213456	PCK0404FKX	4	ST	M14 X 1.5 female Komatsu style Japanese metric straight coupling
720403676	12GB-12FKX	12	ST	M30 X 1.5 female Komatsu style Japanese metric straight coupling
<b>MEGACRIMP (SINGLE PIECE)</b>				
71000362	4G-4FKX	4	ST	M14x1.5 female Komatsu Style Japanese metric coupling
71000364	6G-6FKX	6	ST	M18x1.5 female Komatsu Style Japanese metric coupling
71000365	8G-8FKX	8	ST	M22x1.5 female Komatsu Style Japanese metric coupling
71000366	10G-10FKX	10	ST	M24x1.5 female Komatsu Style Japanese metric coupling
71000367	12G-12FKX	12	ST	M30x1.5 female Komatsu Style Japanese metric coupling
71000368	16G-16FKX	16	ST	M33x1.5 female Komatsu Style Japanese metric coupling
71000312	4G-4FKX90	4	90	M14x1.5 female Komatsu Style Japanese metric 90 degree coupling
71000313	6G-6FKX90	6	90	M18x1.5 female Komatsu Style Japanese metric 90 degree coupling
71000679	10G-10FKX90	10	90	M24x1.5 female Komatsu Style Japanese metric 90 degree coupling
71000316	12G-12FKX90	12	90	M30x1.5 female Komatsu Style Japanese metric 90 degree coupling
<b>JIS</b>				
<b>TWO PIECE DESIGN</b>				
720481306	6GB-6FJISX-2WB	6	ST	3/8-19 female Japanese industrial standard straight coupling
720480546	8GB-8FJISX	8	ST	1/2-14 female Japanese industrial standard straight coupling
720480526	12GB-12FJISX	12	ST	3/4-14 female Japanese industrial standard straight coupling



## COUPLING RANGE FOR WIRE & TEXTILE BRAIDED PRODUCTS

PRODUCT CODE	PRODUCT	HOSE DASH SIZE	ORIENTATION	DESCRIPTION
<b>JIS</b>				
<b>Megacrimp (Single Piece)</b>				
71000330	4G-4FJISX	4	ST	1/4-19 female Japanese industrial standard straight coupling
71000332	6G-6FJISX	6	ST	3/8-19 female Japanese industrial standard straight coupling
71000334	8G-8FJISX	8	ST	1/2-14 female Japanese industrial standard straight coupling
71000336	12G-12FJISX	12	ST	3/4-14 female Japanese industrial standard straight coupling
71000338	16G-16FJISX	16	ST	1-11 female Japanese industrial standard straight coupling
<b>NPT - PETROL DISPENSING COUPLING</b>				
<b>TWO PIECE DESIGN</b>				
73345004	3/4" NPT Reusable Coupling Brass	12	ST	3/4-14 Reusable coupling
73345005	1" NPT Reusable Coupling Brass	16	ST	1- 11 1/2 Reusable coupling
<b>PILOT LINE COUPLINGS</b>				
<b>TWO PIECE DESIGN</b>				
<b>BSP</b>				
737402036	P1T0404HFBSPORX	4	ST	1/4-19 female BSP straight coupling with O-ring with backup hex
737401336	P1T0404FBSPX	4	ST	1/4-19 female BSP straight coupling without O-ring
737401076	P1T0404FBSPORX	4	ST	1/4-19 female BSP straight coupling with O-ring
737402046	P1T0606HFBSPORX	6	ST	3/8-19 female BSP straight coupling with O-ring with backup hex
737401216	P1T0606FBSPORX	6	ST	3/8-19 female BSP straight coupling with O-ring
737401996	P1T0404FBSPORX45-15	4	45	1/4-19 female BSP 45 degree bend coupling with O-ring
737402016	P1T0404FBSPX90-29	4	90	1/4-19 female BSP 90 degree bend coupling without O-ring
737401956	P1T0404FBSPORX90-29	4	90	1/4-19 female BSP 90 degree bend coupling with O-ring
737401096	P1T0404FBSPORX90-23	4	90	1/4-19 female BSP 90 degree bend coupling with O-ring
737401236	P1T0606FBSPORX90-32	6	90	3/8-19 female BSP 90 degree bend coupling with O-ring
<b>JIC</b>				
737401526	P1T0404FJX	4	ST	7/16-20 female JIC straight coupling
737401676	P1T0606FJX	6	ST	9/16-18 female JIC straight coupling
737401536	P1T0404FJX45	4	45	7/16-20 female JIC 45 degree bend coupling
737401546	P1T0404FJX90S	4	90	7/16-20 female JIC 90 degree bend short drop coupling
<b>ORFS</b>				
737402206	P1T0404FFORX	4	ST	9/16-18 female flat face straight coupling
737402266	P1T0406FFORX	4	ST	11/16-16 female flat face straight coupling
737214466	PCK0404FFORX	4	ST	9/16-18 female flat face straight coupling
737400976	P1T0606FFORX	6	ST	11/16-16 female flat face straight coupling
737401266	P1T0404FFORX45	4	45	9/16-18 female flat face 45 degree bend coupling
737401036	P1T0606FFORX45-13	6	45	11/16-16 female flat face 45 degree bend coupling
737402026	P1T0606FFORX45-21	6	45	1/4-19 female BSP 45 degree bend coupling without O-ring
<b>DIN Metric</b>				
733408886	P1T0408FDLORX	4	ST	M14 X 1.5 heavy series female metric straight coupling
737400866	P1T0408FDLORX90-32	4	90	M14 X 1.5 heavy series female metric 90 degree bend coupling

## COUPLING RANGE FOR SPIRAL HOSE PRODUCTS

<b>GLOBALSPIRAL™ (GS) Couplings</b>				
<b>BSP</b>				
734791406	8GS-8FBSPORX	8	ST	1/2-14 female BSP straight coupling with O-ring
734795546	8GS-8HFBSPORX	8	ST	1/2-14 female BSP straight coupling with O-ring with backup hex
734789306	10GS-12HFBSPORX	10	ST	3/4-14 BSP female straight coupling with backup hex
734793966	10GS-12FBSPORX	10	ST	3/4-14 BSP female straight coupling
734792406	10GS-10FBSPORX	10	ST	5/8-14 female BSP straight coupling with O-ring
734793996	12GS-12FBSPORX	12	ST	3/4-14 BSP female straight coupling
734792586	12GS-16FBSPORX	12	ST	1-11 BSP female straight coupling
734794496	12GS-12MBSPPSP	12	ST	3/4-14 BSP male straight coupling with special hex
734789326	12GS-12BKHDMBSP	12	ST	3/4-14 BSP male bulkhead straight coupling
734795566	12GS-12HFBSPORX	12	ST	3/4-14 BSP female straight coupling with backup hex



## COUPLING RANGE FOR SPIRAL HOSE PRODUCTS

PRODUCT CODE	PRODUCT	HOSE DASH SIZE	ORIENTATION	DESCRIPTION
<b>GLOBALSPIRAL™ (GS) Couplings</b>				
<b>BSP</b>				
734792206	12GS-12MBSPP	12	ST	3/4-14 BSP male straight coupling
734790816	16GS-16FBSPORX	16	ST	1-11 BSP female straight coupling
734790826	16GS-16MBSPP	16	ST	1-11 BSP male straight coupling
734793606	16GS-16MBSPPSP	16	ST	1-11 BSP male straight coupling
734795576	16GS-16HFBSPORX	16	ST	1-11 BSP female straight coupling with backup hex
734793376	20GS- 20FBSPORX-4W	20	ST	1 1/4-11 female BSP straight coupling with O-ring
734793526	20GS-20MBSPPSP	20	ST	1 1/4-11 male BSP straight coupling
734795586	20GS-20HFBSPORX	20	ST	1 1/4-11 female BSP straight coupling with O-ring and backup hex
734789336	20GS-20FBSPPX	20	ST	1 1/4-11 female BSP straight coupling without O-ring
734791416	8GS-8FBSPORX45	8	45	1/2-14 BSP female 45 degree bend coupling
734794006	12GS-12FBSPORX45M	12	45	3/4-14 BSP female 45 degree bend coupling
734792276	16GS-16FBSPORX45	16	45	1-11 BSP female 45 degree bend coupling
734793396	20GS-20FBSPORX45	20	45	1 1/4-11 female BSP 45 degree bend coupling with O-ring
734791426	8GS-8FBSPORX90M	8	90	1/2-14 BSP female 90 degree bend medium drop coupling
734793986	10GS-12FBSPORX90	10	90	3/4-14 BSP female 90 degree bend coupling
734794016	12GS-12FBSPORX90M	12	90	3/4-14 BSP female 90 degree bend coupling
734790786	16GS-16FBSPORX90	16	90	1-11 BSP female 90 degree bend coupling
734789746	20GS-20FBSPORX90-6W	20	90	1 1/4-11 female BSP 90 degree bend coupling with O-ring
734793406	20GS-20FBSPORX90	20	90	1 1/4-11 female BSP 90 degree bend coupling with O-ring
734789346	20GS-20FBSPX90	20	90	1 1/4-11 female BSP 90 degree bend coupling without O-ring
734790536	24GSP-24FBSPORX90-111- 4W	24	90	1 1/2-11 BSP female 90 degree bend long drop 111mm
<b>JIC</b>				
734789656	8GS-8FJX	8	ST	3/4-16 female JIC straight coupling
734724446	12GS-12FJX	12	ST	1 1/16-12 JIC female straight coupling
734722446	12GS-12MJ	12	ST	1 1/16-12 JIC male straight coupling
734724556	16GS-16FJX	16	ST	1 5/16-12 JIC female straight coupling
734724566	16GS-20FJX	16	ST	1 5/8-12 female JIC straight coupling
734789086	16GS-16FJX41HEX	16	ST	1 5/16-12 JIC female straight coupling with HEX SIZE 41
734789636	20GS-20FJX-6W	20	ST	1 5/8-12 female JIC straight coupling
734724646	20GS-20FJX	20	ST	1 5/8-12 female JIC straight coupling
734725356	10GS-12FJX45	10	45	1 1/16-12 JIC female 45 degree bend coupling
734725446	12GS-12FJX45S	12	45	1 1/16-12 JIC female 45 degree bend short drop coupling
734728356	10GS-12FJX90M	10	90	1 1/16-12 JIC female 90 degree bend coupling
734728446	12GS-12FJX90M	12	90	1 1/16-12 JIC female 90 degree bend coupling
734728556	16GS-16FJX90M	16	90	1 5/16-12 JIC female 90 degree bend coupling
734790556	20GS-20FJX90S-6W	20	90	1 5/8-12 female JIC 90 degree bend short drop coupling
734790546	20GS-20FJX90S-4W	20	90	1 5/8-12 female JIC 90 degree bend short drop coupling
<b>ORFS</b>				
734730246	8GS-8FFORX	8	ST	13/16-16 (ORFS) female straight coupling
734730256	8GS-10FFORX	8	ST	1-14 (ORFS) female straight coupling
734789076	8GS-8FFORX27HEX	8	ST	13/16-16 (ORFS) straight female coupling Hex size 27mm
734723896	8GS-10MFFOR	8	ST	1-14 (ORFS) male straight coupling
734730356	10GS-12FFORX	10	ST	1 3/16-12 (ORFS) female straight coupling
734730346	10GS-10FFORX	10	ST	1-14 (ORFS) female straight coupling
734723876	10GS-10MFFOR	10	ST	1-14 (ORFS) male straight coupling
734789146	10GS-10MFFORBKHDLN	10	ST	1-14 (ORFS) male straight bulk head coupling
734723886	10GS-12MFFOR	10	ST	1-3/16 - 12 (ORFS) male straight coupling
734730446	12GS-12FFORX	12	ST	1 3/16-12 (ORFS) female straight coupling
734730436	12GS-10FFORX	12	ST	1-14 female flat face straight coupling
734789156	12GS-12MFFORBKHDLN	12	ST	1-3/16 - 12 (ORFS) male bulkhead straight coupling
734730466	12GS-16FFORX	12	ST	1 7/16-12 (ORFS) female straight coupling
734730556	16GS-16FFORX	16	ST	1 7/16-12 (ORFS) female straight coupling
734730646	20GS-20FFORX-4W	20	ST	1 11/16-12 (ORFS) female straight coupling for 4 Wire Spiral hose
734789116	20GS-20FFORX-6W	20	ST	1 11/16-12 (ORFS) female straight coupling for 6 Wire Spiral hose
734731246	8GS-8FFORX45S	8	45	13/16-16 (ORFS) female 45 degree bend coupling
734789456	10GS-12FFORX45-24	10	45	1 3/16-12 (ORFS) female 45 degree bend coupling
734731346	10GS-10FFORX45S	10	45	1-14 (ORFS) female 45 degree bend short drop coupling
734731446	12GS-12FFORX45S	12	45	1 3/16-12 (ORFS) female 45 degree bend coupling



# COUPLING RANGE FOR SPIRAL HOSE PRODUCTS

PRODUCT CODE	PRODUCT	HOSE DASH SIZE	ORIENTATION	DESCRIPTION
<b>GLOBALSPIRAL™ (GS) Couplings</b>				
<b>ORFS</b>				
734731556	16GS-16FFORX45S	16	45	1 7/16-12 (ORFS) female 45 degree bend coupling
734732246	8GS-8FFORX90S	8	90	13/16-16 (ORFS) female 90 degree bend coupling
734733256	8GS-10FFORX90M	8	90	1-14 (ORFS) female 90 degree bend coupling
734733346	10GS-10FFORX90M	10	90	1-14 (ORFS) female 90 degree bend coupling
734732346	10GS-10FFORX90S	10	90	1-14 (ORFS) female 90 degree bend short drop coupling
734732356	10GS-12FFORX90 -58	10	90	1 3/16-12 (ORFS) female 90 degree bend coupling
734733446	12GS-12FFORX90M	12	90	1 3/16-12 female flat face 90 degree bend medium drop coupling
734732446	12GS-12FFORX90S	12	90	1 3/16-12 (ORFS) female 90 degree bend coupling
734733466	12GS-16FFORX90M	12	90	1 7/16-12 (ORFS) female 90 degree bend medium drop coupling
734734446	12GS-12FFORX90L	12	90	1 3/16-12 (ORFS) female 90 degree bend long drop coupling
734789276	12GS-12FFORX90-155	12	90	1 3/16-12 (ORFS) female 90 degree bend extra long drop coupling
734732436	12GS-10FFORX90S	12	90	1-14 female flat face 90 degree bend short drop coupling
734732556	16GS-16FFORX90S	16	90	1 7/16-12 (ORFS) female 90 degree bend coupling
734789026	16GS-16FFORX90-120	16	90	1 7/16-12 (ORFS) female 90 degree bend coupling
734733646	20GS-20FFORX90M-4W	20	90	1 11/16-12 (ORFS) female 90 degree bend coupling for 4 Wire Spiral hose
734789126	20GS-20FFORX90M-6W	20	90	1 11/16-12 (ORFS) female 90 degree bend coupling for 6 Wire Spiral hose
<b>DIN Metric</b>				
734791336	8GS-16FDHORX	8	ST	M24x1.5 Heavy Series female metric straight coupling
710702096	8WTB-16FDHORX	8	ST	M24 X 1.5 heavy series female metric coupling for water jet hose 1100 bar
734792116	10GS-20FDHORX	10	ST	M30 x 2 Heavy Series female straight
734792106	10GS-18FDLORX	10	ST	M26x1.5 Light Series female metric straight coupling
734792156	12GS-25FDHORX	12	ST	M36 x 2 Heavy Series female straight
734792146	12GS-20FDHORX	12	ST	M30 x 2 Heavy Series female straight
734790806	16GS-30FDHORX	16	ST	M42 x 2 Heavy Series female straight
734791536	16GS-25FDHORX	16	ST	M36 x 2 Heavy Series female straight
734789176	20GS-38FDHORX-6W	20	ST	M52 x 2 Heavy Series female straight
734793306	20GS-38FDHORX	20	ST	M52 x 2 Heavy Series female straight
734792506	10GS-18FDLORX45	10	45	M26x1.5 Light Series female metric 45 degree bend coupling
734789566	12GS-25FDHORX45	12	45	M36 x 2 Heavy Series female 45 degree bend coupling
734789096	16GS-30FDHORX45-60	16	45	M42 x 2 Heavy Series female 45 degree bend coupling
734789826	20GS-38FDHORX45-6W	20	45	M52x2 Heavy Series female metric 45 degree bend coupling
734789296	8GS-16FDHORX90-70	8	90	M24x1.5 Heavy Series female metric 90 degree bend coupling
734789556	10GS-20FDHORX90-60	10	90	M30x2 Heavy Series female metric 90 degree bend coupling
734789286	10GS-20FDHORX90-65	10	90	M30x2 Heavy Series female metric 90 degree bend coupling
734789206	12GS-25FDHORX90-130	12	90	M36 x 2 Heavy Series female 90 degree bend coupling
734792196	12GS-25FDHORX90	12	90	M36 x 2 Heavy Series female 90 degree bend coupling
734790776	16GS-30FDHORX90M	16	90	M42 x 2 Heavy Series female 90 degree bend medium drop coupling
734793316	20GS-38FDHORX90	20	90	M52 x 2 Heavy Series female 90 degree bend coupling
<b>FLANGE COUPLINGS</b>				
<b>CODE 61 FLANGE</b>				
734741246	8GS-8FL	8	ST	30.2mm Code 61 straight flange
734741446	12GS-12FL	12	ST	38.1mm Code 61 straight flange
734741466	12GS-16FL	12	ST	44.5mm Code 61 straight flange
734741556	16GS-16FL	16	ST	44.5mm Code 61 straight flange
734741646	20GS-20FL	20	ST	50.8mm Code 61 straight flange
734743446	12GS-12FL30M	12	30	38.1mm Code 61 flange 30 degree bend medium drop coupling
734744446	12GS-12FL45M	12	45	38.1mm Code 61 flange 45 degree bend medium drop
734789046	12GS-12FL45-100	12	45	38.1mm Code 61 flange 45 degree bend
734744556	16GS-16FL45M	16	45	44.5mm Code 61 flange 45 degree bend medium drop coupling
734789666	20GS-20FL45-32-6W	20	45	50.8mm Code 61 flange 45 degree bend coupling
734773566	20GS-20FL45	20	45	50.8mm Code 61 flange 45 degree bend coupling
734745446	12GS-12FL60M	12	60	38.1mm Code 61 flange 60 degree bend medium drop coupling
734774246	8GS-8FL90M	8	90	30.2mm Code 61 flange 90 degree bend medium drop
734789066	8GS-8FL90-100	8	90	30.2mm Code 61 flange 90 degree bend coupling
734779596	10GS-8FL90-130	10	90	30.2mm Code 61 flange 45 degree bend coupling
734774446	12GS-12FL90M	12	90	38.1mm Code 61 flange 90 degree bend medium drop
734773906	12GS-12FL90-100	12	90	38.1mm Code 61 flange 90 degree bend coupling
734778356	12GS-12FL90-140	12	90	38.1mm Code 61 flange 90 degree bend coupling
734779026	12GS-16FL90-180	12	90	44.5mm Code 61 flange 90 degree bend long drop coupling



## COUPLING RANGE FOR SPIRAL HOSE PRODUCTS

PRODUCT CODE	PRODUCT	HOSE DASH SIZE	ORIENTATION	DESCRIPTION
<b>GLOBALSPIRAL™ (GS) Couplings</b>				
<b>CODE 61 FLANGE</b>				
734773926	12GS-16FL90-70	12	90	44.5mm Code 61 flange 90 degree bend coupling
734773916	12GS-16FL90S	12	90	44.5mm Code 61 flange 90 degree bend short drop coupling
734776286	12GS-16FL90-150	12	90	44.5mm Code 61 flange 90 degree bend long drop coupling
734779366	12GS-16FL90-130	12	90	44.5mm Code 61 flange 90 degree bend long drop coupling
734789366	12GS-16FL90-210	12	90	44.5mm Code 61 flange 90 degree bend long drop coupling
734776276	12GS-16FL90-100	12	90	44.5mm Code 61 flange 90 degree bend long drop coupling
734774556	16GS-16FL90M	16	90	44.5mm Code 61 flange 90 degree bend medium drop coupling
734778706	16GS-16FL90-150	16	90	44.5mm Code 61 flange 90 degree bend coupling
734779376	16GS-16FL90-130	16	90	44.5mm Code 61 flange 90 degree bend long drop coupling
734773166	16GS-16FL90-120	16	90	44.5mm Code 61 flange 90 degree bend coupling
734778876	16GS-16FL90-210	16	90	44.5mm Code 61 flange 90 degree bend coupling long drop
734778396	16GS-16FL90-90	16	90	44.5mm Code 61 flange 90 degree bend coupling
734776866	16GS-12FL90-100	16	90	41.4mm Code 62 flange 90 degree bend coupling
734774636	20GS-16FL90M-6W	20	90	44.5mm Code 61 straight flange
734747646	20GS-20FL90S	20	90	50.8mm Code 61 flange 90 degree bend short drop coupling
<b>CODE 62 FLANGE</b>				
734748446	12GS-12FLH	12	ST	41.4mm Code 62 straight flange
734748466	12GS-16FLH	12	ST	47.8mm Code 62 straight flange
734748556	16GS-16FLH	16	ST	47.8mm Code 62 straight flange
734748566	16GS-20FLH	16	ST	54.1mm Code 62 straight flange coupling
734789136	20GS-20FLH-6W	20	ST	54.1mm Code 62 straight flange for 6 Wire Spiral hose
734748646	20GS-20FLH-4W	20	ST	54.1mm Code 62 straight flange for 4 Wire Spiral hose
734751466	12GS-16FLH45M	12	45	47.8mm Code 62 flange 45 degree bend medium drop coupling
734751446	12GS-12FLH45M	12	45	41.4mm Code 61 flange 45 degree bend coupling
734779586	12GS-12FLH45-100	12	45	41.4mm Code 61 flange 45 degree bend coupling
734751556	16GS-16FLH45M	16	45	47.8mm Code 62 flange 45 degree bend medium drop coupling
734751646	20GS-20FLH45M	20	45	54.1mm Code 62 flange 45 degree bend for 4 wire spiral Hose
734789686	20GS-20FLH45-42-4W	20	45	54.1mm Code 62 flange 45 degree bend for 4 spiral hose
734753466	12GS-16FLH67M	12	67	47.8mm Code 62 flange 67 degree bend medium drop coupling
734775336	10GS-8FLH90M	10	90	31.8mm Code 62 flange 90 degree bend medium drop coupling
734754466	12GS-16FLH90S	12	90	47.8mm Code 62 flange 90 degree bend short drop coupling
734776296	12GS-16FLH90-100	12	90	47.8mm Code 62 flange 90 degree bend long drop coupling
734773836	12GS-12FLH90-100	12	90	41.4mm Code 62 flange 90 degree bend coupling
734789036	12GS-12FLH90-90	12	90	41.4mm Code 62 flange 90 degree bend coupling
734775446	12GS-12FLH90M	12	90	41.4mm Code 62 flange 90 degree bend coupling
734776416	12GS-12FLH90-122	12	90	41.4mm Code 62 flange 90 degree bend long Drop
734775556	16GS-16FLH90M	16	90	47.8mm Code 62 flange 90 degree bend medium drop
734777226	16GS-16FLH90-110	16	90	47.8mm Code 62 flange 90 degree bend medium drop
734754536	16GS-12FLH90M	16	90	41.4mm Code 62 flange 90 degree bend medium drop
734754506	16GS-12FLH90-120	16	90	41.4mm Code 62 flange 90 degree bend coupling
734775646	20GS-20FLH90M-4W	20	90	54.1mm Code 62 flange 90 degree bend for 4 wire spiral Hose
734789166	20GS-20FLH90M-6W	20	90	54.1mm Code 62 flange 90 degree bend for 6 wire spiral Hose
734776136	20GS-20FLH90-120-6W	20	90	54.1mm Code 62 flange 90 degree bend coupling long drop (1)
734776486	20GS-20FLH90-152-6W	20	90	54.1mm Code 62 flange 90 degree bend coupling long drop 152mm
734790026	20GS-20FLH90-180-4W	20	90	54.1mm Code 62 flange 90 degree bend coupling long drop 180mm
734790056	20GS-20FLH90-180-6W	20	90	54.1mm Code 62 flange 90 degree bend coupling long drop 180mm
734778436	20GS-20FLH90-200-4W	20	90	54.1mm Code 62 flange 90 degree bend coupling long drop (3)
734789446	20GS-20FLH90-200-6W	20	90	54.1mm Code 62 flange 90 degree bend coupling long drop 200mm
<b>CAT FLANGES</b>				
734762466	12GS-16FLC	12	ST	47.8mm Caterpillar Style O-ring straight flange
734762446	12GS-12FLC	12	ST	41.4mm Caterpillar Style O-ring straight flange
734762556	16GS-16FLC	16	ST	47.8mm Caterpillar Style O-ring straight flange
734762566	16GS-20FLC	16	ST	54.1mm Caterpillar Style O-ring straight flange
734789186	20GS-20FLC-6W	20	ST	54.1mm Caterpillar style O-ring straight flange for 6 Wire Spiral Hose
734762646	20GS-20FLC-4W	20	ST	54.1mm Caterpillar style O-ring straight flange for 4 wire Spiral Hose
734765556	16GS-16FLC45-037	16	45	47.8mm Caterpillar Style O-ring 45 degree bend flange coupling
734765646	20GS-20FLC45-037-6W	20	45	54.1mm Caterpillar Style O-ring 45 degree bend flange coupling

## Why Gates? – 12 Good Reasons >>

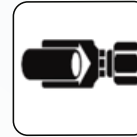
**1. Superior Flexibility**




**2. 1 Fitting type per range**



**3. MegaCrimp Fittings**



**4. Braided Impulse Cycles**



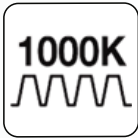
**5. Tuff Cover Compounds**




**6. Field Technical Support**



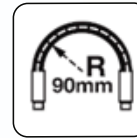
**7. Spiral/Braid Impulse Cycles**



**8. Superior Hex –Chromium free plating**



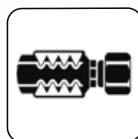
**9. Ultimate Bend Radius**



**10. Guaranteed Leak Free**



**11. Non Skive Bite The Wire**



**12. Hose Management Service**





## GATES INDIA CORPORATE OFFICE

GATES INDIA PVT. LTD.

3rd Floor, Bldg. # 10, Tower C, DLF Cyber City, Phase 2, Gurgaon, Haryana, 122002

## GATES INDIA FACILITIES

### GATES INDIA PVT. LTD.

Chandigarh Ambala Highway,  
Lalru, Punjab - 141 104

### GATES INDIA PVT. LTD.

Plot No.133-134, Sector 59,  
Phase 2, Faridabad 121 006

### GATES INDIA PRIVATE LIMITED


Plot No. K-8, Near Hyundai  
Company-Khalumbre, Pune,  
Maharashtra - 410501

### GATES UNITTA INDIA COMPANY PVT. LTD.

F-19, SIPCOT Industrial Park, Pondur-A  
Sriperumbudur, Kanchipuram District  
Tamil Nadu - 602105

 [www.gates.com/india](http://www.gates.com/india)

 [customer.care@gates.com](mailto:customer.care@gates.com)  
[cc-aami@gates.com](mailto:cc-aami@gates.com)

 +91 124 - 4933535  
+91 44 - 47115279/281

 [gatesindiafluidpower](https://www.facebook.com/gatesindiafluidpower)  [company/gates-india](https://www.linkedin.com/company/gates-india)

**THE WORLD'S MOST TRUSTED BRAND IN HYDRAULICS**