



DRIVEN BY POSSIBILITY™

# MULTI MASTER™ GMV™ MEGAFLEX™

## ONE HOSE. FOUR USES. ULTIMATE FLEXIBILITY.

One hose engineered for four industrial applications: fuel, hydraulic return, coolant, and water, Gates Multi Master™ GMV™ MegaFlex™ delivers superior performance and ultimate flexibility.

Thousands of industrial facilities, global operations, and OE manufacturers around the world choose Gates hose and hydraulic systems to power their most demanding fluid power applications.

**MULTI-USE HOSE  
WITH SUPERIOR  
PERFORMANCE.**

FEATURES	BENEFITS
One multi-use hose that meets SAE 100R4, J30R5, J20R5* (*except tube dimensions)	Consolidate inventory and meet global requirements
Industry-leading flexibility	Time saving and kink free
Easy installation with 1:1 bend radius	Solves complex routings through tight spaces using less hose
Light weight and ergonomic	Easy handling with lower risk of strain
ARPM Class A Tube	Provides maximum oil resistance
Sizes range from 3/4" to 6" and working pressures 1.0 to 2.4 MPa	Superior performance for multiple applications
MSHA approved cover	Flame resistant for critical and mining applications



## MULTI MASTER™ GMV™ MEGAFLEX™ PRODUCT SPECIFICATIONS







TUBE	Black, Nitrile, oil resistant, ARPM Class A tube. SAE J20 Class B.
REINFORCEMENT	Synthetic, high tensile textile with steel wire helix.
COVER	Black, chloroprene, corrugated rubber. Meets MSHA flame resistance. SAE J20 Class C.
MAX. WORKING PRESSURE	1 MPa to 2.4 MPa, 150 psi to 350 psi, 10.3 to 24.1 bar.
TEMPERATURE RANGE	-40°C to +135°C*. (*except for fuel and coolant applications)
COUPLINGS	Crimped coupling solutions with MegaCrimp™ (-12 to -20), GSP (-24 and -32) and GL (-40, -48 and -64).

### INDUSTRIES

- Construction
- Oil + Gas
- Agriculture
- Mining

### APPLICATIONS

- Petroleum Transfer
- Hydraulic Return + Suction
- Coolant Applications
- Water Suction + Discharge

-size									
	DN	"	"	mm	PSI	MPa	Design Factor	mm	kg/100m
-12	19	3/4	1.20	30.5	350	2.4	4:1	19	60
-16	25	1	1.41	35.8	300	2.1	4:1	25	70
-20	32	1.1/4	1.66	42.2	250	1.7	4:1	32	90
-24	38	1.1/2	1.90	48.3	150	1.0	4:1	38	130
-32	51	2	2.39	60.7	150	1.0	4:1	51	140
-40	64	2.1/2	2.94	74.7	150	1.0	4:1	64	180
-48	76	3	3.44	87.4	150	1.0	4:1	76	220
-64	102	4	4.48	113.8	150	1.0	4:1	102	340
-96	152	6	6.55	166.4	150	1.0	4:1	152	600



**DRIVEN BY POSSIBILITY™**