

WEATHERLY NO.	400
CATALOG NO.	AUTOMOTIVE 431-2080 INDUSTRIAL 35093
EDITION	2025
SUPERSEDES	431-2080 (2019); 35093 (2019); 431-2088 (2017)

HYDRAULIC HOSE PRODUCTS

HOSE - COUPLINGS - ADAPTERS - EQUIPMENT - BRASS

DON'T MIX & MATCH HYDRAULICS

- A 3,000 psi coupling on a 3,000 psi hose doesn't always equal a 3,000 psi assembly.
- One of the most important and oftentimes overlooked factors in hydraulic hose assembly performance is the hose/coupling interface.
- You can't just design a hose. You can't just design a coupling. You must design a system (a MegaSystem).

Unless you have a hose and coupling specifically designed for each other, you may end up with a hose assembly with a lower pressure rating, reduced life, or even worse, a catastrophic failure.

Hose outside diameter and crimp outside diameter are only two of the variables affecting assembly performance.

As variation or tolerances increase even slightly for each component a significant reduction in hose assembly life is guaranteed and the risk for catastrophic failure increases.

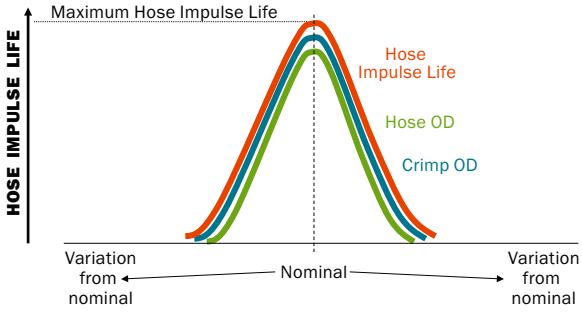

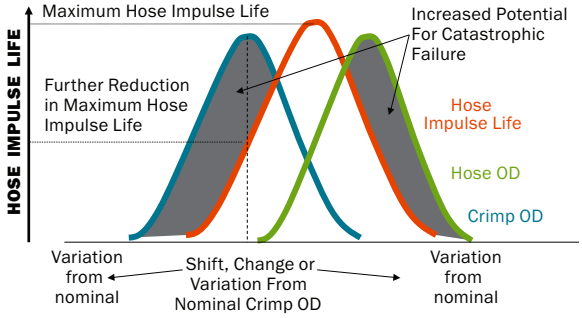

THE NEXT TIME YOU GRAB ANY HOSE AND A COUPLING ASK YOURSELF:

- Who is the manufacturer of these components?
- Have these components been designed together?
- Validated together? And if not, what are the risks I am assuming?
- Am I willing to accept an assembly with a guarantee for reduced impulse life and performance?
- Am I willing to risk catastrophic failure?



FOR SAFETY'S SAKE

AVOID INJURY TO YOURSELF AND OTHERS BY FOLLOWING THESE IMPORTANT HOSE ASSEMBLY STEPS

WARNING

NEVER UNDERESTIMATE THE POWER OF A BLOWN HYDRAULIC ASSEMBLY.

SERIOUS INJURY, DEATH AND DESTRUCTION OF PROPERTY CAN RESULT FROM RUPTURE OR BLOW-APART OF A HYDRAULIC HOSE ASSEMBLY THAT IS:

- Damaged or worn out
- Assembled or installed incorrectly
- Wrong for application

1. **Receive hands-on training** with Gates recommended equipment.
2. Follow current Gates **operating manuals and crimp data.**
3. Use only new (unused) Gates recommended hose and couplings **with Gates crimpers.**
4. **Wear safety glasses.**

Select and Install Assemblies With Care

1. **Select proper hose assemblies for the application.** Many factors and conditions affecting the inside and outside diameter of the hose must be taken into account.
2. Hose assembly routing **must not** create an injury hazard or damage hose. Refer to the standards, regulations and directories that apply in the countries where the equipment is sold and used.
3. Select hydraulic components so that the application's temperature, pressure and bend radius **do not exceed** recommended component limits.
4. Hose **must not** be stretched, kinked, crushed or twisted during installation or use. Hose must not be bent to less than the minimum bend radius.
5. Use **only non-conductive** non-thermoplastic hose for **non-conductive** applications. For instance: cherry pickers. All other Gates hoses are electrically conductive, unless specified otherwise.
6. **DO NOT use standard hydraulic hose to convey gases or steam over 500 PSI. Use only products rated for this service.**
7. **DO NOT use hydraulic hose in place of permanent piping.**

Follow Good Maintenance Practices

1. Establish a program of inspection, testing and replacement of hose assemblies from factors including:
   - Severity of application
   - Frequency of equipment use
   - Past performance of hose assemblies
2. **Only** properly trained persons should inspect, test or service hose assemblies. Update training periodically.
3. **Document** maintenance, inspections and testing.

4. AVOID FLUID INJECTION INJURIES

- Fluid under pressure can cause serious injury. It can be almost invisible escaping from a pinhole, and it can pierce the skin into the body.
- Do not touch a pressurized hydraulic hose assembly or attempt to find a hydraulic system leak with any part of your body.
- If fluid punctures the skin, **even if no pain is felt, a serious emergency** exists. Obtain medical assistance immediately. **Failure to do so can result in loss of the injured body part or death.**

5. Stay out of hazardous areas while testing hose assemblies under pressure. **Use proper safety protection.**

OTHER SAFETY INFORMATION

Many factors affect the selection, crimping, installation and maintenance of hose assemblies. This catalog, Gates Corporation, the hydraulic equipment maker, the Society of Automotive Engineers Recommended Practice SAE J1273 and the International Organization for Standardization Practices for hydraulic hose assemblies ISO 17165-2 have useful information about selecting, crimping, installing and servicing hydraulic hose assemblies. For further information, please contact your local Gates representative or call Gates Corporation.

Gates recommends hose and coupling combinations in this catalog only after completing extensive testing.

Evaluation of a hose and coupling combination requires considerable impulse testing and cannot be determined by a simple burst or pressure hold test. Gates disclaims all liability for any hose assembly made in violation of Gates recommendations, procedures and current crimp data. Crimp data is updated on average every year. For the most up-to-date crimp data, visit our website at www.gates.com/ecrimp.

The consumer's exclusive remedy with respect to any claim shall be a refund of the purchase price or replacement of the product at the option of Gates. In no event shall Gates be liable for any incidental or consequential damages whatsoever.

TABLE OF CONTENTS

INTRODUCTION PAGES
MEGASYS™ HYDRAULIC HOSE & COUPLINGS....4
MXT™ & MXT-XTP™ HOSE....5
MXG™ 4K & MXG™ 5K HOSE....6
GATES GC20™ CRIMPER WITH CORTEX™ INTELLIGENCE....7
MEGASYS™ HYDRAULIC HOSE....8-12
MULTI MASTER GMV MEGAFLEX AND INDUSTRIAL HOSE....13
ABRASION-RESISTANT COVERS....14
COUPLINGS....15-17
LIFEGUARD™ LINE-OF-SIGHT SLEEVING SYSTEM....18
GATES CUSTOMER SOLUTIONS CENTER....19
TRAINING OPTIONS & CLASS INFORMATION....20-21
GET CONNECTED (QR CODE INFORMATION)....22
ECRIMP™....23
HYDRAULIC HOSE & ASSEMBLIES SERVICE LIFE....24

HOSE/COUPLING SELECTION
SELECTING THE PROPER HOSE....A1-3
CHARACTERISTICS OF HOSE MATERIAL TYPES....A3
GATES HYDRAULIC HOSE SELECTION GUIDE....A4-7
TYPE APPROVAL AND HOSE SELECTION GUIDE....A8
ADDITIONAL TEMPERATURE LIMITS FOR GATES HYDRAULIC HOSE....A9
DASH SIZE VS. RATED WORKING PRESSURE (PSI)....A10-11
SAE RECOMMENDED PRACTICES FOR HYDRAULIC HOSE ASSEMBLIES....A12-15
MOTOR VEHICLE SAFETY STANDARD FOR BRAKE HOSE....A16-17
HOW TO MAKE HOSE ASSEMBLIES OF SPECIFIC LENGTHS....A18-19
HOW TO DESCRIBE GATES HYDRAULIC HOSE ASSEMBLIES....A20
HOSE ASSEMBLY ROUTING TIPS....A21-22
GATES FIELD ATTACHABLE COUPLING INSTALLATION....A23
INSTALLATION OF LIFEGUARD™ LINE-OF-SIGHT SLEEVING....A24-25
COUPLING SELECTION....A26-28
SEALING TYPES FOR HYDRAULIC COUPLINGS....A29-31
THREAD CHART....A32-33
COUPLING/THREAD IDENTIFICATION TOOLS....A34
COUPLING IDENTIFICATION
NORTH AMERICAN THREAD TYPES....A35-42
FOREIGN THREAD TYPES....A43-50
GATES GLOBAL PART NUMBERING SYSTEM....A51-63
COUPLING/THREAD CONFIGURATIONS....A64-70
CHEMICAL RESISTANCE RATINGS....A71
CHEMICAL RESISTANCE TABLE....A72-82
NOMOGRAPHIC CHART....A83
PROPERTIES OF C14 PTFE TUBE....A84
ELECTROSTATIC DISCHARGE....A85
EFFUSION/CORROSION FOR PTFE HOSE AND HOSE ASSEMBLIES....A86
HYDRAULIC SYSTEM PRESSURE DROP....A87
CONVERSIONS....A88-90
TIGHTENING AND TORQUE RECOMMENDATIONS FOR HYDRAULIC COUPLINGS....A91
COUPLING AND ADAPTER INSTALLATION TORQUE RECOMMENDATIONS....A92

EQUIPMENT
CRIMPERS....B1-22
CABINETS, RACK, BENCH & TOOLS....B23-26
SAWS....B27-28
C14 INSERTION DIES, C14 EXPANDERS & TOOLS....B29-30
MEGACLEAN™ SYSTEM....B31-34

HOSE SPECIFICATION
SPIRAL WIRE....C1-16
WIRE BRAID....C17-42
THERMOPLASTIC....C43-50
TRANSFER....C51-54
RETURN....C55-58
LOCK-ON....C59-62
FLEET....C63-78
SPECIALTY....C78-79
INDUSTRIAL HOSE....C80-103

COUPLINGS & ASSEMBLIES
GLOBALSPIRAL™
GLOBALSPIRAL™ (GS)....D1-38
GLOBALSPIRAL™ ONE-PIECE (MGS)....D39-42
GLOBALSPIRAL™ PLUS (GSP)....D43-60
GLOBALSPIRAL™ MAX PRESSURE (GMS)....D61-80
STAINLESS STEEL SPIRAL COUPLINGS....E1-6
MEGACRIMP™ COUPLINGS....F1-52
STAINLESS STEEL BRAID COUPLINGS....G1-8
POWER CRIMP™ COUPLINGS....H1-8
FIELD ATTACHABLE G1 AND G2 COUPLINGS....I1-10
FIELD ATTACHABLE C5 COUPLINGS
FIELD ATTACHABLE FOR C5CXH, C5C, C5D & C5M HOSE....J1-15
FIELD ATTACHABLE FOR C5E HOSE....J16-24
FIELD ATTACHABLE LOCK-ON COUPLINGS (BRASS)....K1-10
C14 COUPLINGS & ASSEMBLIES....L1-12
GLP / GL COUPLINGS....M1-12
GLX™ COUPLINGS....N1-6
PCTS THERMOPLASTIC COUPLINGS....O1-4
POLARSEAL™
POLARSEAL™ II (ACA) COUPLINGS....P1-37
POLARSEAL™ II (ACB) COUPLINGS....P38-67
POLARSEAL™ II (ACC) COUPLINGS....P68-82
POWER STEERING COUPLINGS & TOC ASSEMBLIES....Q1-4

ADAPTERS
SAE TO SAE....R1-71
BRITISH TO SAE....R72-85
METRIC CONVERSION....R86-92
INTERNATIONAL TO INTERNATIONAL....R93-100
JAPANESE CONVERSION....R101-105
ERMETO....R106-108

QUICK DISCONNECT COUPLERS
G940 SERIES (AGRICULTURE STANDARD-BALL VALVE)....S1-3
G941 SERIES (AGRICULTURE STANDARD-POPPET VALVE)....S4
G942 SERIES (JOHN DEERE OLD STYLE)....S5
G943 SERIES (INTERNATIONAL HARVESTER OLD STYLE)....S6
G944 SERIES (J.I. CASE OLD STYLE)....S7
G945 SERIES (INDUSTRIAL ISO 7241-1 - SERIES B)....S8-9
G949 SERIES (FLUSH FACE – ISO 16028 HTMA)....S10
G950 SERIES (FLUSH FACE - HIGH PRESSURE)....S16
G951 SERIES (WING NUT)....S17
G952 SERIES (HIGH PRESSURE WING NUT)....S18
G953 SERIES (VERY HIGH PRESSURE)....S19
G956 SERIES (INDUSTRIAL ISO 7241 - SERIES A)....S20-21
G959 SERIES (AGRICULTURE QD ADAPTERS)....S22-24

VALVES T1-4

LIVE SWIVELS U1-8

ACCESSORIES
- LIFEGUARD™ SLEEVES AND COLLARS V1-2
- NYLON SLEEVE GUARDS V3
- POLYSLEEVE™ HIGH-DENSITY THERMOPLASTIC HOSE GUARD V4
- HOSE GUARDS V5-6
- HEATGUARD™ V6-8
- GATES OE-STYLE CLAMP COLLARS V8
- POWERWASH SLEEVE GUARD V9
- FLANGE FITTINGS V10-12
- O-RINGS V13-16
- TUBE NUTS AND SLEEVES V17-20

AIR BRAKE COUPLINGS & ASSEMBLIES
- AIR BRAKE ASSEMBLIES W1-3
- NYLON AIR BRAKE TUBING W4-5
- COILED AIR BRAKE TUBING W5
- AIR BRAKE COPPER TUBING COMPRESSION FITTINGS W6-11
- AIR BRAKE SURELOK™ FITTINGS W12-22
- COMPOSITE AIR BRAKE SURELOK™ FITTINGS W23-28
- AIR BRAKE COMPRESSION FITTINGS W29-38
- AIR BRAKE COUPLINGS FOR RUBBER HOSE W39-46

KITS X1-12

BRASS COUPLINGS
- BRASS COUPLING INDEX Y1-15
- VALVES Y16-37
- SINGLE BEAD Y38-42
- BARB STEM Y43-45
- ADAPTERS INVERTED FLARE Y46-54
- AUTOMOTIVE ADAPTERS Y55-66
- COPPER TUBING INDUSTRIAL COMPRESSION Y67-75
- INDUSTRIAL SURELOK™ Y76-82
- MINI-BARBED TUBE Y83-91
- POLY INDUSTRIAL COMPRESSION Y92-96
- PIPE ADAPTERS Y97-111
- ADAPTERS SAE FLARE Y112-123
- THREADED SLEEVE Y124-126

GATES CORPORATION LIMITED LIFETIME WARRANTY

Gates Corporation ("Gates") product is warranted to be free from defects in material or workmanship for the life of the product (or the published recommended replacement interval specified by Gates.) Gates will, at its option, replace or repair any merchandise proved defective in material or workmanship during the warranty period. In no event will Gates honor any warranty claim unless it is notified of the claim within six (6) months of the expiration of the warranty period. This shall be the sole remedy for breach of warranty.

Damage to the product due to abuse, misuse, improper use, inadequate maintenance, or failure to follow published installation, use and service recommendations automatically voids this warranty. For warranty service, please contact the Customer Service Department of Gates Corporation, 1144 15th Street, Suite 1400, Denver, CO 80202.

ALL OTHER WARRANTIES, EXPRESS OR IMPLIED, INCLUDING, BUT NOT LIMITED TO, WARRANTIES OF MERCHANTABILITY OR FITNESS FOR A PARTICULAR PURPOSE, ARE HEREBY EXPRESSLY DISCLAIMED. IN NO EVENT WILL GATES BE LIABLE TO ANY PARTY FOR CONSEQUENTIAL, INCIDENTAL, SPECIAL, EXEMPLARY AND INDIRECT DAMAGES, INCLUDING BUT NOT LIMITED TO LOST PROFITS, REGARDLESS OF WHETHER SUCH DAMAGES WERE REASONABLY FORESEEABLE, OR WHETHER GATES HAD KNOWLEDGE THAT THEY COULD OCCUR.

Some states do not allow the exclusion or limitation of incidental or consequential damages, and some states do not allow limitations on how long an implied warranty lasts, so the above limitation and exclusion may not apply to you. This warranty gives you specific legal rights, and you may also have other rights which vary from state to state.

INTERNATIONAL SYMBOLS USED IN CATALOG COLUMN HEADINGS

DESCR	Description
	Hose/Tube Inside Diameter (I.D.)
	Hose/Tube Outside Diameter (O.D.)
	Thread Size
	Working Pressure (psi)
	Minimum Burst Pressure (psi)
	Minimum Bend Radius
	Vacuum

A	Hose/Tube Diameter
C	Cut-Off
F	Flange Head Thickness
H1	Stem Hex
H2	Nut Hex
L	Length
M	Flange Diameter
T	Drop

HOSE/CPLG. SELECTION
EQUIPMENT
HOSE SPECIFICATION
GLOBALSPIRAL COUPLINGS
STAINLESS STEEL SPIRAL COUPLINGS
MEGACRIMP COUPLINGS
STAINLESS STEEL BRAID COUPLINGS
POWER CRIMP COUPLINGS
FIELD ATTACHABLE - TYPE T COUPLINGS
FIELD ATTACHABLE - C5 COUPLINGS
FIELD ATTACHABLE - LOCK-ON COUPLINGS
C14 COUPLINGS & ASSEMBLIES
GLP & GL COUPLINGS
GLX COUPLINGS
PCTS THERMOPLASTIC COUPLINGS
POLARSEAL COUPLINGS (ACA, ACB, ACC)
POWER STEERING CPLGS. & TOC ASSEMBLIES
ADAPTERS
QUICK DISCONNECT COUPLERS
BALL VALVES
LIVE SWIVELS
ACCESSORIES
AIR BRAKE CPLGS. & ASSEMBLIES
KITS
BRASS

MEGASYS™ HOSES & COUPLINGS



UNRIVALED PERFORMANCE FOR THE TOUGHEST APPLICATIONS

- Higher Pressure, Smaller Hose: Get more power in a smaller footprint with compact, flexible designs.
- Unmatched Durability: Industry-leading abrasion resistance and superior impulse life.
- Extreme Temperature Performance: Reliable operation in harsh conditions.
- Fewer Leaks, Less Downtime: Innovative couplings and fittings for a secure, leak-free connection.



MXT™ & MXT™-XTP™

EXTREME PERFORMANCE. MAXIMUM DURABILITY.

- Lighter & More Flexible: Up to 30% lighter with improved flexibility for easier routing and installation.
- Broad Temperature Range: Reliable performance from -40°F to+212°F (-40°C to +100°C).
- Enhanced Uptime: Less wear and tear means fewer replacements and reduced downtime.
- MXT™-XTP comes with XtraTuff™ Plus, providing increased abrasion and ozone resistance.
- Extreme Abrasion Resistance: Up to 25X more durable than standard hoses, extending service life.





HOSE/CPLG. SELECTION
EQUIPMENT
HOSE SPECIFICATION
GLOBALSPIRAL COUPLINGS
STAINLESS STEEL SPIRAL COUPLINGS
MEGACRIMP COUPLINGS
STAINLESS STEEL BRAID COUPLINGS
POWER CRIMP COUPLINGS
FIELD ATTACHABLE - TYPE T COUPLINGS
FIELD ATTACHABLE - C5 COUPLINGS
FIELD ATTACHABLE - LOCK-ON COUPLINGS
C14 COUPLINGS & ASSEMBLIES
GLP & GL COUPLINGS
GLX COUPLINGS
PCTS THERMOPLASTIC COUPLINGS
POLARSEAL COUPLINGS (ACA, ACB, ACC)
POWER STEERING CPLGS. & TOC ASSEMBLIES
ADAPTERS
QUICK DISCONNECT COUPLERS
BALL VALVES
LIVE SWIVELS
ACCESSORIES
AIR BRAKE CPLGS. & ASSEMBLIES
KITS
BRASS

MXG™ 4K & MXG™ 5K

LIGHTER. STRONGER. BUILT FOR THE TOUGHEST DEMANDS.

- E30% Lighter, 40% More Flexible: Easier handling and faster installation with less operator fatigue.
- Higher Pressure, Smaller Footprint: Compact design with consistent high-pressure performance across all sizes.
- Extreme Temperature Resistance: Reliable operation in -40°F to +250°F (-40°C to +121°C).
- Enhanced Durability: XtraTuff™ Plus Cover offers up to 25X more abrasion resistance than standard hoses.





GATES GC20™ CRIMPER WITH CORTEX™ INTELLIGENCE

PRECISION. SPEED. RELIABILITY.

- Real-time data and diagnostics with CORTEX™ INTELLIGENCE SYSTEM for consistent, repeatable performance, reducing human error with automatic spec adjustments.
- Handles hoses up to 1-inch, 6-wire capacity.
- Supports standard and custom crimp specs, making it versatile for various applications.
- Pre-loaded with Gates-approved specs for quick setup.





HOSE/CPLG. SELECTION
EQUIPMENT
HOSE SPECIFICATION
GLOBALSPIRAL COUPLINGS
STAINLESS STEEL SPIRAL COUPLINGS
MEGACRIMP COUPLINGS
STAINLESS STEEL BRAID COUPLINGS
POWER CRIMP COUPLINGS
FIELD ATTACHABLE - TYPE T COUPLINGS
FIELD ATTACHABLE - C5 COUPLINGS
FIELD ATTACHABLE - LOCK-ON COUPLINGS
C14 COUPLINGS & ASSEMBLIES
GLP & GL COUPLINGS
GLX COUPLINGS
PCTS THERMOPLASTIC COUPLINGS
POLARSEAL COUPLINGS (ACA, ACB, ACC)
POWER STEERING CPLGS. & TOC ASSEMBLIES
ADAPTERS
QUICK DISCONNECT COUPLERS
BALL VALVES
LIVE SWIVELS
ACCESSORIES
AIR BRAKE CPLGS. & ASSEMBLIES
KITS
BRASS

MEGASYS™ HYDRAULIC HOSE



As advanced hydraulic systems are designed and engineered into more and more high-powered, high-pressure equipment, the importance of high-quality, flexible, durable hose assemblies that won't fail has never been more critical.

As the industry leader in hydraulic hose technology, Gates has developed an integrated solution to meet the expanding needs of today's hydraulic systems – and tomorrow's.

Gates MegaSys™ hydraulic hose and coupling products offer a combination of technology, performance and flexibility that is unmatched by anything on the market today – or for the foreseeable future!

The fully integrated MegaSys hose line is designed to provide maximum flexibility and performance in a wide range of high-pressure hydraulic applications while simplifying hose selection and assembly fabrication.

MegaSys products and features save time, space and money. Color-coded laylines and constant pressure ratings through all sizes make hose identification and selection easier and faster while reducing inventory requirements. Couplings provide leak-free performance. A bend radius up to one-third the SAE specification enables use of shorter hose lengths and savings of up to 64%. It all adds up to more value for your money.

CONSTANT PRESSURE HOSE

The MegaSys™ line consists of constant pressure spiral-wire and wire-braid hose that can be bent up to one-third SAE specifications. Combined with innovative couplings specifically designed to crimp on these hose, leak-free performance is guaranteed up to maximum working pressures as high as 8,000 psi.

MegaSys Benefits

- Simplifies hose selection with constant pressure ratings
- Bends up to one-third SAE bend radius specifications
- Saves overall hose assembly length
- Facilitates easier routing in tight applications
- Requires fewer bent tube fittings
- Eases installation with higher flexibility
- Lowers inventory requirements
- Extends life in bending, flexing applications
- Available with abrasion-resistant XtraTuff™ or MegaTuff™ covers
- Reduces costs by as much as 64 percent



MEGASYS™ HOSE LAYLINE SYSTEM

These newly developed laylines are used exclusively on MegaSys™ hose. Distinctive design and pressure color coding makes MegaSys hose easy to identify in stock or in service.



Field 1
Gates Logo

Field 2
Registered Product Family Name

Field 3
SAE hose dash size (8 = 8/16 = 1/2")

Field 4
Hose Family (MXT, M3K, EFG4K, MXG4K etc.)

Field 5
Coupling Icon
G = MegaCrimp
GS = GlobalSpiral
GSP = GlobalSpiral Plus

Field 6
Size/Pressure
3,000 psi = Blue
4,000 psi = Purple
5,000 psi = Red
6,000 psi = Orange
8,000 psi = Gold

Field 7
Industry Specifications

MEGASYS HOSES BEND, BEND – AND BEND SOME MORE

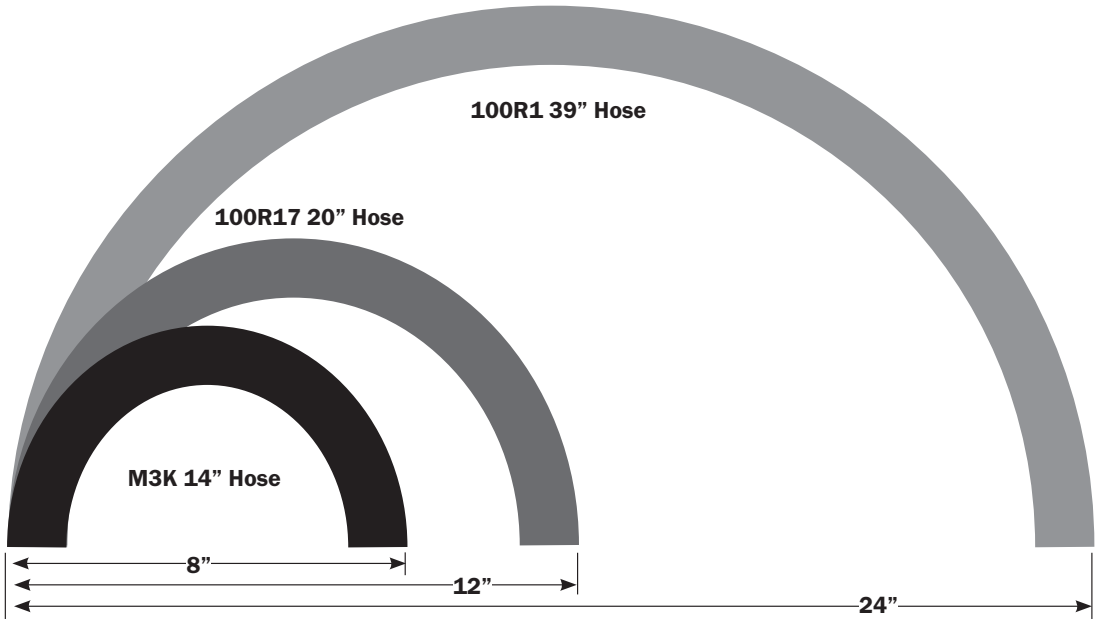

Up to One-Third SAE Bend Radius Specification
Illustration of 16M3K hose flexibility and reduced hose length requirements

MEGASYS™ SPIRAL-WIRE CONSTANT PRESSURE HOSE

EFG3K, EFG4K, EFG5K, EFG6K and G8K Hoses

- Each hose features a constant working pressure
- Four alternating layers (six in some larger sizes) of spiraled, high-tensile steel
- Nitrile tube for use with biodegradable hydraulic fluids (Polychloroprene for G8K)
- Tested to industry-leading 1,000,000 impulse cycles
- Temperature range -40°F to +250°F (-40°C to +121°C)
- Available with abrasion-resistant XtraTuff™ or MegaTuff™ cover
- "L" Versions -70°F to +212°F (-57°C to +100°C)

MegaSys Hose Pressure Color Key

3000 psi	M3K/EFG3K
4000 psi	M4K/EFG4K/MXG4K
5000 psi	M5K/EFG5K/MXG5K
6000 psi	M6K/EFG6K









MEGASYS™ WIRE-BRAID CONSTANT PRESSURE HOSE

M3K, M4K, M5K and M6K Hoses

- Each hose features a constant working pressure
- Two braids of high-tensile steel wire (one braid in M3K -3, -4, -5, -6 and -8 sizes)
- Nitrile tube for use with biodegradable hydraulic fluids
- Tested to industry-leading 600,000 cycles
- Temperature range -40°F to +212°F (-40°C to +100°C)
- Available with abrasion-resistant XtraTuff™ or MegaTuff™ covers
- High temperature "H" Versions -40°F to +250°F (-40°C to +121°C)
- Low temperature "L" Versions -70°F to +212°F (-57°C to +100°C)

MegaSys Hose Pressure Color Key

3000 psi	M3K/EFG3K *
4000 psi	M4K/EFG4K
5000 psi	M5K/EFG5K
6000 psi	M6K/EFG6K

* M3K working pressure = 3250 psi









MEGASYS™ HYDRAULIC HOSE

Gates revolutionized hose selection with the introduction of MegaSys™ hoses. Use the charts below for easy hose selection. Just find the required pressure and the chart will show you which hose meets that pressure in the applicable size.

SAE SPECIFICATIONS

(Chart colors do not correspond to MegaSys hose color key system)

I.D.	-4	-5	-6	-8	-10	-12	-16	-20	-24	-32
3000 psi	M3K*	M3K*	M3K*	M3K*	M3K*	M3K*	M3K*	EFG3K	EFG3K	EFG3K
4000 psi	M4K**	M4K**	M4K**/EFG4K	M4K**/EFG4K	M4K**/EFG4K	M4K**/EFG4K	EFG4K	EFG4K		
5000 psi	M5K	M5K	M5K	M5/EFG5K	EFG5K	EFG5K	EFG5K	EFG5K	EFG5K	EFG5K
6000 psi	M6K		EFG6K	EFG6K	EFG6K	EFG6K	EFG6K	EFG6K	EFG6K	EFG6K

Exceeds SAE 100R1
Exceeds SAE 100R2
Exceeds SAE 100R12
Exceeds SAE 100R13
Exceeds SAE 100R15
*M3K
**M4K
Exceeds SAE 100R17
Exceeds SAE 100R19
NOTE: M3K working pressure = 3250 psi

EUROPEAN NORM (EN) SPECIFICATIONS

(Chart colors do not correspond to MegaSys hose color key system)

I.D.	-4	-5	-6	-8	-10	-12	-16	-20	-24	-32
210 bar /3K	M3K	M3K	M3K	M3K	M3K	M3K	M3K	EFG3K	EFG3K	EFG3K
280 bar /4K	M4K	M4K	M4K/EFG4K	M4K/EFG4K	M4K/EFG4K	M4K/EFG4K	EFG4K	EFG4K		
350 bar /5K	M5K	M5K	M5K	M5K/EFG5K	EFG5K	EFG5K	EFG5K	EFG5K	EFG5K	EFG5K
420 bar /6K	M6K		EFG6K	EFG6K	EFG6K	EFG6K	EFG6K	EFG6K		
560 bar /8K						G8K	G8K			

Exceeds 1SN/1SC
Exceeds 2SN/2SC
Exceeds 4SP
Exceeds 4SH

MEGASYS™ CONSTANT PRESSURE HOSE AND ISO 18752

The progression of the Gates MegaSys™ products spans over three decades, beginning in the 1980's with the innovative SAE half-bend radius MegaFlex™ products M2T™ and M1T (now M3K). Gates MegaSys evolved to Constant Pressure specifications and was the forerunner that drove SAE, EN and ISO to follow the Gates engineering lead.

ISO Standard 18752 released in 2006, differs from SAE J517 that reflects the design practices of users who construct hydraulic systems based on performance and pressure requirements.

ISO 18752 is the International Standard specifying requirements for nine classes, four grades and seven types of wire- or textile-reinforced hydraulic hoses and hose assemblies of nominal sizes. Each class has a single maximum working pressure for all sizes.

Hoses are classified according to their resistance to impulse into four grades: A, B, C and D. Each grade is classified by outside diameter into standard types (AS, BS and CS) and compact types (AC, BC, CC and DC).

The MegaSys products exceed the SAE and EN specifications and are aligned and exceed the performance matrix requirements of ISO 18752.

PSI	18752 ISO A	18752 ISO B	18752 ISO C	18752 ISO D
3000 PSI	M3K*	M3K	M3KH	EFG3K
4000 PSI	M4K*	M4K	M4KH	EFG4K
5000 PSI	M5K*	M5K	EFG5K	EFG5K
6000 PSI	M6K*	M6K	EFG6K	12EFG6K

* Exceeds cycle requirements by 2.5X

INTRODUCING MULTI MASTER™ GMV™ MEGAFLEX™

ONE HOSE. FOUR USES.
ULTIMATE FLEXIBILITY.



One hose engineered for four industrial applications: fuel, hydraulic return, coolant, and water, Gates Multi Master™ GMV™ MegaFlex™ delivers superior performance and ultimate flexibility.

We believe operating challenges are made to be overcome. That's why thousands of industrial facilities, global operations, and OE manufacturers around the world choose Gates hose and hydraulic systems to power their most demanding fluid power applications.

MULTI-USE HOSE WITH SUPERIOR PERFORMANCE.

FEATURES + BENEFITS

One multi-use hose that meets SAE 100R4, J30R5, J20R5* (*except tube dimensions)	Consolidate inventory and meet global requirements
Industry-leading flexibility	Solves complex routings through tight spaces using less hose
Easy installation with 1:1 bend radius	Time saving and kink free
Light weight and ergonomic	Easy handling with lower risk of strain
ARPM Class A Tube	Provides maximum oil resistance
Sizes range from ¾" to 6" and working pressures 150 to 350psi	Superior performance for multiple applications
MSHA-approved cover	Flame resistant for critical and mining applications

INDUSTRIAL HOSE

New to the hydraulic Catalog is a select group of Industrial Hoses. These are common hoses in all types of industry from mobile to stationary and can be crimped with hydraulic couplings to increase inventory flexibility. Please refer to your local sales representative for pricing questions.

For a full range of Industrial Hose see the Industrial Hose, Couplings and Equipment catalog (39496-000).

www.gates.com/content/dam/documents-library/catalogs/industrial-hose-and-couplings-catalog.pdf



ABRASION-RESISTANT COVERS

MEGATUFF™ AND XTRATUFF™ COVERS

Nothing is harder on hydraulic hose covers than constant abrasion. Rubbed against metal or other hose, most standard hydraulic hoses – even ones with spring guards or nylon sleeving – can't take the punishment.

There's no industry standard for hose cover performance. Historically, Gates leads the pack in establishing engineering specs, and hose covers are no exception.

MEGATUFF™



Gates MegaTuff hoses are exceptionally resistant to abrasion. The specially bonded cover stays put and won't peel as some competitive hose covers do.

- Maintain flexibility and minimum bend radius
- Resistant to oil, ozone and UV rays
- Tested to 1,000,000 ISO6945 metal-to-hose rubbing cycles without failure

XTRATUFF™



Made of special hybrid compounds, Gates XtraTuff™ covers are versatile, flexible and easy to manage.

- Increase service life
- Lower maintenance
- Eliminate the need for costly hose protectors
- Lower installation friction

XtraTuff™ Plus covers come standard on MXG™ 4K and MXG™ 5K and offer 25 times the abrasion resistance of standard covers, as well as superior ozone resistance.

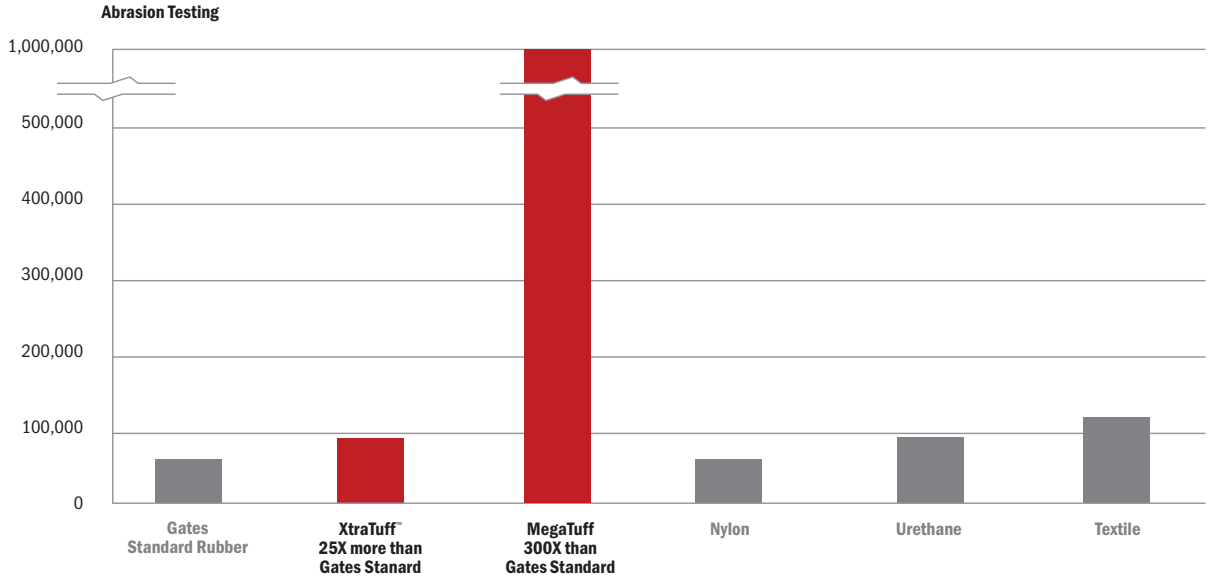

COUPLINGS

SOLID, LEAK-FREE COUPLINGS

The majority of hydraulic hose failures occur at the couplings due to blow-offs or leaks.
Gates has designed and engineered innovative, robust couplings for MegaSys hose that provide connections you can count on for superior performance – guaranteed.

MEGACRIMP™ COUPLINGS G25





Key Features

- Robust "bite-the-wire" crimp
- Low profile
- Full-stem insertion
- Full-length crimp
- Tested to an industry-leading 1 million impulse cycles
- Simplifies inventory management
- Environmentally-friendly TuffCoat™ plating for 347% better corrosion resistance SAE Standard

MegaCrimp - The Versatile "No-Weep" Coupling with the Patented "C" Insert

It's what's inside the pre-assembled MegaCrimp™ coupling that gives it world-class, leak-proof performance. It is designed with a patented "C" insert, attached to the ferrule, that accommodates hose of different constructions and wall thicknesses. The insert's design ensures crimping forces are evenly distributed to form a concentric seal.

The "C" insert simplifies inventory requirements since one MegaCrimp coupling size can accommodate various hose outside diameters, on both one- and two-wire braid hydraulic hose.

GLOBALSPIRAL™ COUPLINGS G20



Key Features

- "Bite-the-wire" crimp for improved coupling retention
- Over 90 thread configurations
- Tested to an industry-leading 1,000,000 impulse cycles
- 6,000 psi working pressure for easy to manage inventory
- +250˚F temperature capability for longer assembly life
- Environmentally-friendly TuffCoat™ plating for 347% better corrosion resistance SAE Standard
- Qualified on wire braid hoses for maximum inventory coverage

GlobalSpiral Couplings No-Skive Convenience, Reduced Inventory

GlobalSpiral™ couplings are specially engineered to provide superior performance for extreme high-pressure, high-impulse spiral-wire hydraulic hose applications. They can be used with all Gates MegaSys™ four- and six-spiral wire hose up to 6,000 psi.

The innovative, two-piece, no-skive design reduces assembly time, labor, fabrication errors and contamination of the fluid power system. The work area stays clean, and the odors, dust, and fire hazard normally created by skiving are eliminated. In addition, the two-piece design reduces parts inventory by 30 percent because only one stem is required for all spiral-wire hose types.

TUFFCOAT™ AND TUFFCOAT™ XTREME™ PLATING

Up to 583% Better than the 144-Hour SAE Standard

Just as hoses need a rubber cover to protect the metal reinforcement inside, hydraulic couplings need plating to prevent deterioration of the metal. When hydraulic fittings begin to rust, the base metal is being eaten away by oxidation.

Red rust can eventually damage a hydraulic system in several ways:

- Contaminate hydraulic fluids
- Compromise fitting connections and adjacent components
- Create leak paths
- Make maintenance more difficult

TuffCoat™ plating sets the global standard in both corrosion resistance and environmental friendliness. Gates has removed all hexavalent chromium from its plating process. This metal, common in industrial plating, is toxic to the environment. Gates engineered TuffCoat plating to be stronger and more resistant to corrosion, without the toxicity of hexavalent chromium.

TuffCoat: One Tough Plating for All Gates Standard Couplings
All Gates couplings are protected, at the minimum, with TuffCoat plating. In ASTM B117 salt spray tests, TuffCoat plating resisted red rust formation for 500 hours. That's nearly 347% greater than the SAE 144-hour standard.

TuffCoat XTreme: An Extra Measure of Protection
TuffCoat XTreme offers 840 hours of red rust corrosion resistance based on ASTM B117 salt spray testing. That's 583% greater than the SAE 144-hour standard.



FULL-TORQUE NUT™ TECHNOLOGY

Over-Torque Protection

One of the most common causes of hydraulic leaks is a cracked coupling nut or seat due to over-torque.

Gates has engineered a solution – Full-Torque Nut™ technology which is standard on all MegaCrimp™ and GlobalSpiral™ couplings.

Full-Torque Nut couplings are stronger and more durable than traditional staked-nut fittings. A large holding shoulder evenly distributes stress forces at the nut for higher resistance against cracking, even when inadvertently over-torqued. Increase equipment uptime by eliminating damaged couplings and leaks from too much torque.

Robust swivel joint allows for maximum torque



Up to 24,000 psi burst pressure (-16 size EFG6K)

Staked-nut provides less burst pressure protection



Swivel joint sensitive to over-torquing







Gates Full-Torque Nut design lowers peak stresses in the material.

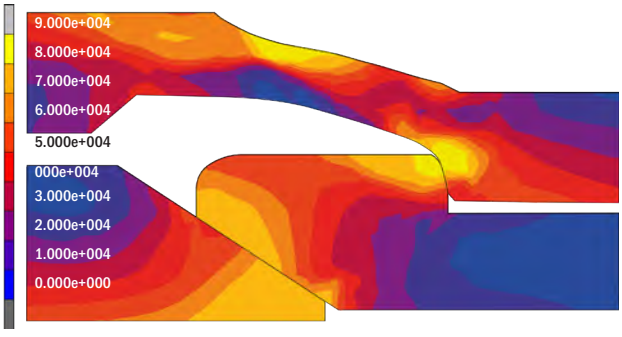

Conventional stake nut design with higher peak stresses increases chances of cracking or leakages

LIFEGUARD™ LINE-OF-SIGHT SLEEVING SYSTEM

THERE'S A BETTER WAY TO PROTECT EQUIPMENT OPERATORS AGAINST HYDRAULIC HOSE FAILURE.



A burst or pinhole leak in a hydraulic system can cause serious problems – especially for anything or anyone located within a three-foot line-of-sight. Personal injury. Fluid burns and injection. Fires and explosions. Electrical shock. Mechanical failure.

Now, Gates has engineered the first effective, economical alternative to costly metal shielding or rerouting of hose lines. The LifeGuard™ sleeving system is designed to protect operators, equipment and the environment from the hazards of catastrophic hydraulic hose failure – a level of protection previously unavailable.

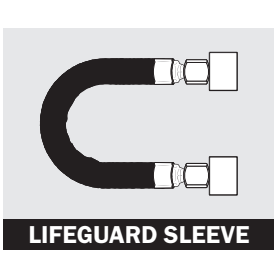
LIFEGUARD SLEEVE

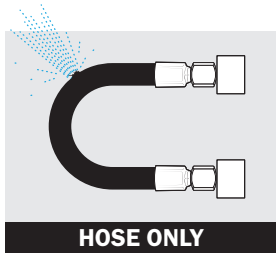
HOSE ONLY

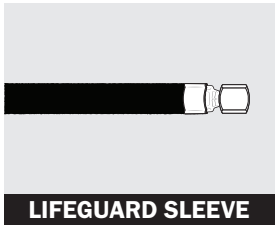
LIFEGUARD SLEEVE

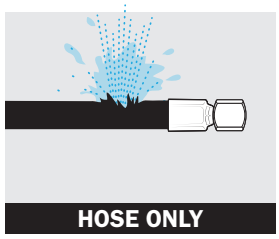
HOSE ONLY

The LifeGuard sleeve contained and effectively redirected fluid during 10,000 psi (68.9 MPa) burst tests while hose without sleeving exploded, releasing a large amount of fluid in the immediate area.

How the System Works

The LifeGuard sleeve is slipped onto the hose and clamped at each end. If a hose burst or pinhole leak occurs, escaping pressures and fluids are contained by the exceptionally strong sleeving material. Fluids then exit the system via openings created by the specially designed channel clamps at each end. A noticeable pool of leaking fluid serves as positive verification that a failure has occurred so corrective action can be taken immediately to replace the hose assembly. LifeGuard sleeving correlates to a variety of industry standards, including ISO 3457 and MSHA's flame-resistance requirements.

- Provides containment of up to 10,000 psi (68.9 MPa) bursts
- Protects against 5,000 psi (34.5 MPa) pinhole leaks at +212°F (+100°C) for up to five minutes
- Handles hydraulic fluids and biodiesel fuel
- Allows fluid to safely escape down the length of the assembly
- Creates noticeable spill for hose failure detection
- Correlates to ISO 3457 and meets MSHA's flame-resistance requirements
- No other sleeve provides this level of protection
- Patented system includes Gates hose, couplings, sleeve and channel clamps

GATES CUSTOMER SOLUTIONS CENTER

Fluid Power Workshops

The Gates Customer Solutions Center (CSC) in Englewood, Colorado is a state-of-the-art facility dedicated to leading the industry in customer-focused product development and training in fluid power technology. Staffed by over 80 of the top engineers, scientists and technicians in the industry, the facility is headquarters for understanding and meeting customers fluid power needs.

TRAINING WORKSHOPS FOR SALES ASSOCIATES AND YOUR CUSTOMERS

Gates Replacement market division is offering Hydraulic Training classes to help counter personnel, store managers, technicians and outside sales people increase their hydraulic knowledge to help grow business. Classes will be held at the Gates Customer Solutions Center (CSC). The sessions will combine comprehensive classroom training with individual hands-on activities and group problem solving projects.

GATES INDUSTRIAL TRAINING PROGRAMS

Enhance Your Industry Expertise with Gates Training

Gates offers comprehensive training programs designed to improve technical knowledge and operational skills for distributors and OEMs. With over 110 years of materials science expertise, Gates provides industry-leading education through both online and in-person workshops.



TRAINING OPTIONS

Gates U Online Platform:

- Interactive, on-demand modules covering Power Transmission and Fluid Power.
- Ideal for flexible, self-paced learning.
- Free registration.
- For online training go to https://gatesuindustrial.tortal.net/

In-Person Gates U Workshops:

- Hands-on, intermediate-level training at Gates' Customer Solutions Center in Englewood, CO.
- On-site training is available for authorized distributors.
- For In-person training, go to https://go.gates.com/NA-trainings-sign-up.html

Safe Hydraulics Training:

- Free preventive maintenance and safety courses for hydraulic hose assemblies.
- Helps reduce accidents and downtime.
- For Safe Hydraulics training, go to https://go.gates.com/safe-hydraulics-for-distributors.html

IN-PERSON WORKSHOPS

Fluid Power (Hydraulics & Industrial Hose)

- 4-day course covering Safe Hydraulics practices, hose fabrication, application insight and engineering skills.
- Includes hands-on activities, facility tours, and troubleshooting.

Industrial Power Transmission

- 2-day workshop with practical training on belt drives, energy efficiency, installation, and alignment.
- Hands-on use of laser alignment and Sonic Tension Meter tools.

KEY BENEFITS

- Increase technical expertise and career growth.
- Learn best practices for installation, maintenance, and troubleshooting.







Contact: training@gates.com
Learn more and register: GatesU.Com
Register for workshops: NA Workshops

CLASS INFORMATION

Contact your local Gates representative for more information.



Topics to be covered:

- Identify key components of a typical hydraulic system and explain their function.
- Understand basic safety issues associated with hydraulic systems.
- Duplicate existing hydraulic assemblies using the S.T.A.M.P.E.D. procedure.
- Inspect systems for problematic hose routing and identify potential hose failures.
- Hands-on assembly fabrication and coupling identification.
- Identify accessories that prolong the life of hose and couplings.
- Learn about hoses and couplings found outside of traditional hydraulic systems.

Attendees will be given a tour of the Gates Customer Solution Center.



CUSTOM PROGRAMS

Let us design a program specifically for your company's needs. We can design courses to cover equipment, safety, sales, basic knowledge and much more – we are ready to help your employees become hydraulic product experts.



GET CONNECTED VISIT OUR WEBSITE

Product Application Engineers
Technical Questions on Products
303-744-5070
fppasupport@gates.com

Account Representatives
Fluid Power Customer Service
800-366-3128 - Industrial
800-678-4143 - Automotive

With technology expanding at ever increasing rates, get the most up-to-date information from our website.
Check out what's new at www.gates.com

Features to look for:

For new product information and updates, check us out on
www.linkedin.com/company/gates-corporation/

Downloadable catalogs:
www.gates.com/us/en/knowledge-center/resource-library/product-catalogs.html

Electronic crimp data:
ecrimp.gates.com



Safety training:
www.gates.com/safehydraulics

Gates rep and distributor locator:
gatesconnect.com

Instructional and product information:
www.youtube.com/@GatesNorthAmerica

CRIMP WITH THE PRECISION OF GATES



QUICKLY FIND HOSE AND HYDRAULIC CRIMP SPECIFICATIONS

Gates eCrimp™ database allows Gates end users and distributors to find and print the most up-to-date crimp specifications for Gates hydraulic and industrial hose products. It provides crimping instructions, crimp diameter, maintenance and troubleshooting information for all Gates crimpers.

eCrimp:

- Reduces downtime with hose assembly guides
- Eliminates potential dangers of an improperly crimped hose
- Quickly and easily finds exact crimping specifications from your browser
- Allows you to create custom reports around the products which you use most

Go to **ecrimp.gates.com** for more information on the web version and mobile app.

FOR OTHER HOSE AND COUPLING CONFIGURATIONS, REFERENCE WWW.GATES.COM/ECRIMP

HOSE/CPLG. SELECTION
EQUIPMENT
HOSE SPECIFICATION
GLOBALSPIRAL COUPLINGS
STAINLESS STEEL SPIRAL COUPLINGS
MEGACRIMP COUPLINGS
STAINLESS STEEL BRAID COUPLINGS
POWER CRIMP COUPLINGS
FIELD ATTACHABLE - TYPE T COUPLINGS
FIELD ATTACHABLE - C5 COUPLINGS
FIELD ATTACHABLE - LOCK-ON COUPLINGS
C14 COUPLINGS & ASSEMBLIES
GLP & GL COUPLINGS
GLX COUPLINGS
PCTS THERMOPLASTIC COUPLINGS
POLARSEAL COUPLINGS (ACA, ACB, ACC)
POWER STEERING CPLGS. & TOC ASSEMBLIES
ADAPTERS
QUICK DISCONNECT COUPLERS
BALL VALVES
LIVE SWIVELS
ACCESSORIES
AIR BRAKE CPLGS. & ASSEMBLIES
KITS
BRASS

HYDRAULIC HOSE AND ASSEMBLIES SERVICE LIFE

GETTING THE BEST SERVICE LIFE FROM GATES HYDRAULIC HOSE AND ASSEMBLIES

Fluid Compatibility – The hydraulic assembly (tube, cover, reinforcement and couplings) must be fluid compatible. The correct hose must be used because phosphate ester and petroleum-based hydraulic fluids have drastically different chemical characteristics. Many hose are compatible with one or the other, but not all fluids. For example, Gates G2XH, MegaTech™ and C5D hose are capable of handling phosphate ester and petroleum-based hydraulic fluids.

Minimum Bend Radius – Do not bend or flex hose to a radius smaller than the minimum recommended and do not subject hose to tension or torque. This can place excessive stress on the reinforcement and severely reduce the ability of the hose to withstand pressure.

Hose Size – Hose size (inside diameter) must be capable of handling the required flow volume. Too small an I.D. for a given volume of flow results in excessive fluid pressure and heat generation which can result in tube damage.

Hose Routing – Restrain, protect or guide hose, with clamps if necessary, to minimize the risk of damage due to excessive flexing, whipping or contacting other moving parts or corrosives. Determine hose lengths and configurations that protect from abrasion, snagging or kinking and provide leak-resistant connections.

Hose Length – Correct hose length should include considerations for length changes under pressure, machine vibration and motion, and hose assembly routing.

Hose Applications – Select the proper hose for the application. Suction applications (Gates GMV) and special fluid or high temperature capabilities are among the applications requiring particular consideration and a specific hose. When additional information is required, contact your local Gates representative.

NOTE: Do not use Gates hydraulic hose in place of permanent piping.

1. SAE provides helpful video and print information that supplements this summary. Contact SAE at 1-877-606-7323 or at www.sae.org.
2. Actual service life at temperatures approaching the recommended limit will depend on the particular application and the fluid being used in the hose. Intermittent (up to 10 percent of operating time) refers to momentary temperature surges. Detrimental effects increase with increased exposure to elevated temperatures.

HOSE SHELF LIFE

Storage environment, along with rubber materials can vary the shelf life limit. Shelf life is difficult to quantify as many variables affect the hose. Proper storage precautions can result in **3 to 5 years** shelf life. Beyond this time there can be a significant service life decrease, depending on storage environment variables. Some variables include:

- Temperature – Hose should be stored in a cool, dry area never exceeding +100°F (+38°C). If stored below freezing, pre-warming may be required prior to handling, testing and placing into service.
- Direct sunlight, rain, heaters or being near electrical equipment
- Humidity and ozone
- Oil, solvents, corrosive materials or fumes
- Insects or rodents
- Radioactivity
- Space allowance and bends

Store hose in original container. Never stack hose too high, as its weight can crush hose at the bottom of the stack.

Gates recommends hose in extended storage be visually inspected and tested prior to use. Hose judged marginal should be replaced to avoid potential failure, property damage or bodily injury. Store hose on a first-in/first-out basis. Unusually long storage, or poor storage environment can deteriorate hose, reduce performance and may lead to premature failure.

SELECTING THE PROPER HOSE

SEVEN EASY STEPS FOR SELECTING THE PROPER HOSE

An effective way to remember hose selection criteria is to remember the word...

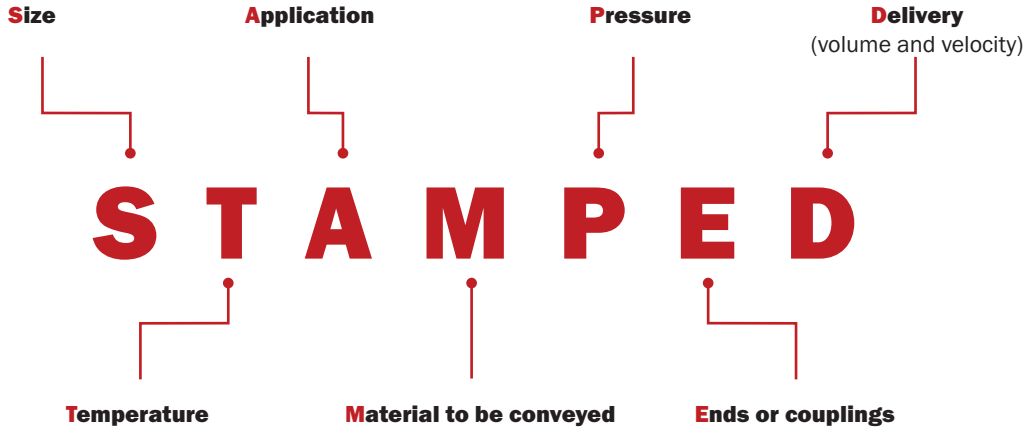

1. HOSE SIZE (DASH NUMBERS)

The inside diameter of the hose must be adequate to keep pressure loss to a minimum and avoid damage to the hose due to heat generation or excessive turbulence. See hose sizing Nomographic Chart.

To determine the replacement hose size, read the layline printed on the side of the original hose. If the original hose layline is painted over or worn off, the original hose must be cut and the inside diameter measured for size.

NOTE: **Before cutting an original hose assembly, measure the overall assembly length and fitting orientation. These measurements will be required to build the replacement assembly.**

The hydraulics industry has adopted a measuring system called Dash Numbers to indicate hose and coupling size. The number which precedes the hose or coupling description is the dash size (see table). This industry standard number denotes hose I.D. in sixteenths of an inch. The exception to this is the SAE100R5 hose C5CXH, C5C, C5D, C5E, C5M as well as, C14 and Polarseal hoses, where dash sizes are based on tubing O.D.s which would have the same bore diameter as the hose.

Hose O.D. can be a critical factor when hose routing clamps are used or hose are routed through bulkheads. Check individual hose specification tables for O.D.'s.

	HOSE I.D.			
	All Except C5 Series, C14 and PolarSeal (true bore)		C5 Series, C14 and PolarSeal (tube bore)	
Dash No.	Inches	Millimeters	Inches	Millimeters
-2	1/8	3.2	--	--
-3	3/16	4.8	--	--
-4	1/4	6.4	3/16	4.8
-5	5/16	7.9	1/4	6.4
-6	3/8	9.5	5/16	7.9
-8	1/2	12.7	13/32	10.3
-10	5/8	15.9	1/2	12.7
-12	3/4	19	5/8	15.9
-14	7/8	22.2	--	--
-16	1	25.4	7/8	22.2
-20	1-1/4	31.8	1-1/8	28.6
-24	1-1/2	38.1	1-3/8	34.9
-28	1-3/4	44.5	--	--
-32	2	50.8	1-13/16	46
-36	2-1/4	57.6	--	--
-40	2-1/2	63.5	2-3/8	60.3
-48	3	76.2	--	--
-56	3-1/2	88.9	--	--
-64	4	101.6	--	--
-72	4-1/2	115.2	--	--
-96	6	152.4	--	--

HOSE/CPLG. SELECTION
EQUIPMENT
HOSE SPECIFICATION
GLOBALSPIRAL COUPLINGS
STAINLESS STEEL SPIRAL COUPLINGS
MEGACRIMP COUPLINGS
STAINLESS STEEL BRAID COUPLINGS
POWER CRIMP COUPLINGS
FIELD ATTACHABLE - TYPE T COUPLINGS
FIELD ATTACHABLE - C5 COUPLINGS
FIELD ATTACHABLE - LOCK-ON COUPLINGS
C14 COUPLINGS & ASSEMBLIES
GLP & GL COUPLINGS
GLX COUPLINGS
PCTS THERMOPLASTIC COUPLINGS
POLARSEAL COUPLINGS (ACA, ACB, ACC)
POWER STEERING CPLGS. & TOC ASSEMBLIES
ADAPTERS
QUICK DISCONNECT COUPLERS
BALL VALVES
LIVE SWIVELS
ACCESSORIES
AIR BRAKE CPLGS. & ASSEMBLIES
KITS
BRASS

HOSE/CPLG. SELECTION
EQUIPMENT
HOSE SPECIFICATION
GLOBALSPIRAL COUPLINGS
STAINLESS STEEL SPIRAL COUPLINGS
MEGACRIMP COUPLINGS
STAINLESS STEEL BRAID COUPLINGS
POWER CRIMP COUPLINGS
FIELD ATTACHABLE - TYPE T COUPLINGS
FIELD ATTACHABLE - C5 COUPLINGS
FIELD ATTACHABLE - LOCK-ON COUPLINGS
C14 COUPLINGS & ASSEMBLIES
GLP & GL COUPLINGS
GLX COUPLINGS
PCTS THERMOPLASTIC COUPLINGS
POLARSEAL COUPLINGS (ACA, ACB, ACC)
POWER STEERING CPLGS. & TOC ASSEMBLIES
ADAPTERS
QUICK DISCONNECT COUPLERS
BALL VALVES
LIVE SWIVELS
ACCESSORIES
AIR BRAKE CPLGS. & ASSEMBLIES
KITS
BRASS

SELECTING THE PROPER HOSE - CONTINUED

SEVEN EASY STEPS FOR SELECTING THE PROPER HOSE - CONTINUED

2. TEMPERATURE

When selecting a replacement assembly, two areas of temperature must be considered. These are fluid temperature and ambient temperature. The hose selected must be capable of withstanding the minimum and maximum temperature seen by the system. Care must be taken when routing near hot manifolds and in extreme cases a heat shield may be advisable. See the Gates Hydraulic Hose Selection Guide; Hose Specification Pages; and/or the Additional Temperature Limits for Gates Hydraulic Hose Chart for temperature ranges and limits for water, water/oil emulsions and water/glycol solutions.

3. APPLICATION

Determine where or how the replacement hose or assembly is to be used. Most often only a duplicate of the original hose will have to be made. To fulfill the requirements of the application, additional information may be required, such as:

- Where Will Hose be Used
- Fluid and/or Ambient Temperature
- Hose Construction
- Equipment Type
- Fluid Compatibility
- Thread End Connection Type
- Working and Surge Pressures
- Environmental Conditions
- Permanent or Field Attachable Couplings
- Suction Application
- Routing Requirements
- Thread Type
- Government and Industry Standard Requirements
- Unusual Mechanical Loads
- Minimum Bend Radius
- Non-Conductive Hose Required
- Excessive Abrasion

4. MATERIAL TO BE CONVEYED

Some applications require specialized oils or chemicals to be conveyed through the system. Hose selection must ensure compatibility of the hose tube, cover, couplings and o-rings with the fluid used. Additional caution must be exercised in hose selection for gaseous applications such as refrigerants and LPG.

NOTE: All block type couplings contain nitrile o-rings (unless otherwise noted) which must be compatible with the fluids being used.

5. PRESSURE

Most important in the hose selection process is knowing system pressure, including pressure spikes. Published working pressures must be equal to or greater than the system pressure. Pressure spikes greater than the published working pressure will shorten hose life and must be taken into consideration. Gates **DOES NOT** recommend using hose on applications having pressure spikes greater than published working pressures of the hose.

6. ENDS OF COUPLINGS

Identify end connections using Gates coupling templates and measuring tools or Coupling Identification section. Once thread ends have been identified, consult the appropriate section of the catalog for specific part number selection.

7. DELIVERY (VOLUME AND VELOCITY)

If the same I.D. of the original hose is used, assume the system is properly sized to efficiently transport fluid. If the system is new or altered, determine the hose I.D. needed to transport required fluid volume flow by using the Nomographic Chart.

SELECTING THE PROPER HOSE

CHARACTERISTICS OF HOSE MATERIAL TYPES

The characteristics shown below are for the normal or usual range of these specific materials. Material can be changed somewhat through different compounding to meet the requirements of specialized applications.

Tube and cover material may occasionally be upgraded to take advantage of improved materials and technology.

For detailed information on a specific hose tube or cover material, check the Chemical Resistance Table and also the specific hose page.

	Polychloroprene	Nitrile	Nylon	CSM	EPDM	CPE	PTFE
Flame Resistance	Very Good	Poor	Good	Good	Poor	Good	Good
Petroleum Base Oil	Good	Excellent	Good to Excellent	Good	Poor	Very Good	Excellent
Diesel Fuel	Fair to Good	Good to Excellent	Good to Excellent	Good	Poor	Good	Excellent
Resistance to Gas Permeation	Good	Good	Good to Excellent	Good to Excellent	Fair to Good	Good	Good to Excellent
Weather	Good to Excellent	Poor	Excellent	Very Good	Excellent	Good	Excellent
Ozone	Good to Excellent	Poor (For Tube); Good (For Cover)	Excellent	Very Good	Outstanding	Good	Excellent
Heat	Good	Good	Good	Very Good	Excellent	Excellent	Excellent
Low Temperature	Fair to Good	Poor to Fair	Excellent	Poor	Good to Excellent	Good	Excellent
Water-Oil Emulsions	Excellent	Excellent	Good to Excellent	Good	Poor	Excellent	Excellent
Water/Glycol Emulsions	Excellent	Excellent	Excellent	Excellent	Excellent	Excellent	Excellent
Diesters	Poor	Poor	Excellent	Fair	Excellent	Very Good	Excellent
Phosphate Esters	Fair (For Cover)	Poor	Excellent	Fair	Very Good	Very Good	Excellent
Phosphate Ester Base Emulsions	Fair (For Cover)	Poor	Excellent	Fair	Very Good	Very Good	Excellent

COVER ABRASION RESISTANCE

These comparisons are based on test results per ISO 6945 abrasion testing. The table shows the expected number of times of extended cover service life as compared to a standard cover.

	Modified Nitrile (Standard cover)	Nylon Sleeve	XtraTuff™	MegaTuff™
Relative Abrasion Resistance	1	15 X Standard Cover	25 X Standard Cover	300 X Standard Cover

HOSE/CPLG. SELECTION
EQUIPMENT
HOSE SPECIFICATION
GLOBALSPIRAL COUPLINGS
STAINLESS STEEL SPIRAL COUPLINGS
MEGACRIMP COUPLINGS
STAINLESS STEEL BRAID COUPLINGS
POWER CRIMP COUPLINGS
FIELD ATTACHABLE - TYPE T COUPLINGS
FIELD ATTACHABLE - C5 COUPLINGS
FIELD ATTACHABLE - LOCK-ON COUPLINGS
C14 COUPLINGS & ASSEMBLIES
GLP & GL COUPLINGS
GLX COUPLINGS
PCTS THERMOPLASTIC COUPLINGS
POLARSEAL COUPLINGS (ACA, ACB, ACC)
POWER STEERING CPLGS. & TOC ASSEMBLIES
ADAPTERS
QUICK DISCONNECT COUPLERS
BALL VALVES
LIVE SWIVELS
ACCESSORIES
AIR BRAKE CPLGS. & ASSEMBLIES
KITS
BRASS

HOSE/CPLG. SELECTION
EQUIPMENT
HOSE SPECIFICATION
GLOBALSPIRAL COUPLINGS
STAINLESS STEEL SPIRAL COUPLINGS
MEGACRIMP COUPLINGS
STAINLESS STEEL BRAID COUPLINGS
POWER CRIMP COUPLINGS
FIELD ATTACHABLE - TYPE T COUPLINGS
FIELD ATTACHABLE - C5 COUPLINGS
FIELD ATTACHABLE - LOCK-ON COUPLINGS
C14 COUPLINGS & ASSEMBLIES
GLP & GL COUPLINGS
GLX COUPLINGS
PCTS THERMOPLASTIC COUPLINGS
POLARSEAL COUPLINGS (ACA, ACB, ACC)
POWER STEERING CPLGS. & TOC ASSEMBLIES
ADAPTERS
QUICK DISCONNECT COUPLERS
BALL VALVES
LIVE SWIVELS
ACCESSORIES
AIR BRAKE CPLGS. & ASSEMBLIES
KITS
BRASS

GATES HYDRAULIC HOSE SELECTION GUIDE

				Material	
Standard Industry Specification	**Gates Description**	**Construction (Reinforcement)**	**Use**	**Tube Name**	**Cover Name**
ISO 3862 R150 SAE 100R15 EN 856 4SP/4SH	**EFG6K**	4 & 6-spiral, wire	Extremely High Pressure & Impulse Cycle Life, High Temperature, Petroleum Oils, Environmental Fluids	Nitrile	Polychloroprene
	EFG6K-MTF™	4 & 6-spiral, wire	Extremely High Abrasion Resistant, Pressure & Impulse Cycle Life, High Temperature, Petroleum Oils, Environmental Fluids	Nitrile	MegaTuff
ISO 18752 Grade D ISO 3862 R13 SAE 100R13 EN 856 4SH/4SP EN 856 R13	**EFG5K**	4 & 6-spiral, wire	Extremely High Pressure & Impulse Cycle Life, High Temperature, Petroleum Oils, Environmental Fluids	Nitrile	Polychloroprene
	EFG5K-MTF™	4 & 6-spiral, wire	Extremely High Abrasion Resistant, Pressure & Impulse Cycle Life, High Temperature, Petroleum Oils, Environmental Fluids	Nitrile	XtraTuff Nitrile
	EFG5K-XTF™	4 & 6-spiral, wire	Extremely High Abrasion Resistant, Pressure & Impulse Cycle Life, High Temperature, Petroleum Oils, Environmental Fluids	Nitrile	MegaTuff
	MXG 5K-XTF™	Patented Xpiral™ woven spiral	Abrasion, Flame, Oil, Weather Resistant	Nitrile	XtraTuff Nitrile
ISO 18752 SAE J517 100R13	**ID5K**	4-spiral, wire	Extremely High-Pressure, High-Impulse Applications	HNBR	Polychloroprene
ISO 18752 Grade D ISO 3862 R12 SAE 100R12 EN 856 R12	**EFG4K**	4-spiral, wire	Very High Pressure & Impulse Cycle Life, High Temperature, Petroleum Oils, Environmental Fluids	Nitrile	Polychloroprene
	EFG4K-MTF™	4-spiral, wire	Extremely High Abrasion Resistant, Very High Pressure & Impulse Cycle Life, High Temperature,Petroleum Oils, Environmental Fluids	Nitrile	MegaTuff
	EFG4K-XTF™	4-spiral, wire	High Abrasion Resistant, Pressure & Impulse Cycle Life, High Temperature, Petroleum Oils, Environmental Fluids	Nitrile	XtraTuff Nitrile
	MXG 4K-XTF™	Patented Xpiral™ woven spiral	Abrasion, Flame, Oil, Weather Resistant	Nitrile	XtraTuff Nitrile
ISO 18752 Grade D ISO 3862 R12 SAE 100R12 EN 856 4SP EN 856 R12	**EFG3K**	4-spiral, wire	Very High Pressure & Impulse Cycle Life, High Temperature, Petroleum Oils, Environmental Fluids	Nitrile	Polychloroprene
	EFG3K-MTF™	4-spiral, wire	Extremely High Abrasion Resistant, Very High Pressure & Impulse Cycle Life, High Temperature, Petroleum Oils, Environmental Fluids	Nitrile	MegaTuff
Gates Proprietary Design	**M6K**	2-braid, wire	High Pressure, Impulse Cycle Life & Flexibility, Tight Bend Radius, Petroleum Oils, Environmental Fluids	Nitrile	Nitrile + PVC
Gates Proprietary Design ISO 18752 Grade B	**M5K**	2-braid, wire	High Pressure, Impulse Cycle Life & Flexibility, Tight Bend Radius, Petroleum Oils, Environmental Fluids	Nitrile	Nitrile + PVC and Polychloroprene
	M5K-MTF™	2-braid, wire	Extremely High Abrasion Resistant, High Pressure, Impulse Cycle Life & Flexibility, Tight Bend Radius, Petroleum Oils, Environmental Fluids	Nitrile	MegaTuff
	M5K-XTF™	2-braid, wire	High Abrasion Resistant, Pressure, Impulse Cycle Life & Flexibility, Tight Bend Radius, Petroleum Oils, Environmental Fluids	Nitrile	XtraTuff Nitrile
ISO 18752 Grade B ISO 11237 R19 SAE 100R19	**M4K**	2-braid, wire	High Pressure, Impulse Cycle Life & Flexibility, Tight Bend Radius, Petroleum Oils, Environmental Fluids	Nitrile	Nitrile + PVC
	M4K-MTF™	2-braid, wire	Extremely High Abrasion Resistant, High Pressure, Impulse Cycle Life & Flexibility, Tight Bend Radius, Petroleum Oils, Environmental Fluids	Nitrile	MegaTuff
	M4K-XTF™	2-braid, wire	High Abrasion Resistant, Pressure, Impulse Cycle Life & Flexibility, Tight Bend Radius, Petroleum Oils, Environmental Fluids	Nitrile	XtraTuff Nitrile
	M4KL	2-braid, wire	Abrasion, Flame, Oil, Weather Resistant	Nitrile	Polychloroprene

GATES HYDRAULIC HOSE SELECTION GUIDE - CONTINUED

Standard Industry Specification	Gates Description	Construction (Reinforcement)	Use	Material	
				Tube Name	Cover Name
ISO 18752 Grade C ISO 11237 R19 SAE 100R19	**M4KH**	2-braid, wire	High Temperature, Pressure, Impulse Cycle Life & Flexibility, Tight Bend Radius, Petroleum Oils, Environmental Fluids	Nitrile	Polychloroprene
	M4KH-MTF™	2-braid, wire	Extremely High Abrasion Resistant, High Temperature, Pressure, Impulse Cycle Life & Flexibility, Tight Bend Radius, Petroleum Oils, Environmental Fluids	Nitrile	MegaTuff
ISO 18752 Grade B ISO 11237 R17 SAE 100R17 EN 857 1SC	**M3K**	1 & 2-braid, wire	High Pressure, Impulse Cycle Life & Flexibility, Tight Bend Radius, Petroleum Oils, Environmental Fluids	Nitrile	Nitrile + PVC
	M3K-MTF™	1 & 2-braid, wire	Extremely High Abrasion Resistant, High Pressure, Impulse Cycle Life & Flexibility, Tight Bend Radius, Petroleum Oils, Environmental Fluids	Nitrile	MegaTuff
	M3K-XTF™	1 & 2-braid, wire	High Abrasion Resistant, Pressure, Impulse Cycle Life & Flexibility, Tight Bend Radius, Petroleum Oils, Environmental Fluids	Nitrile	XtraTuff Nitrile
ISO 18752 Grade C ISO 11237 R17 SAE 100R17 EN 857 1SC	**M3KH**	1 & 2-braid, wire	High Temperature, Pressure, Impulse Cycle Life & Flexibility, Tight Bend Radius, Petroleum Oils, Environmental Fluids	Nitrile	Polychloroprene
	M3KH-MTF™	1 & 2-braid, wire	Extremely High Abrasion Resistant, High Temperature, Pressure, Impulse Cycle Life & Flexibility, Tight Bend Radius, Petroleum Oils, Environmental Fluids	Nitrile	MegaTuff
SAE 100R16 SAE 100R2 Performance	**MXT**™	High-tensile steel wire braid	High Pressure, Impulse Cycle Life & Flexibility, Tight Bend Radius, Petroleum Oils, Environmental Fluids	Nitrile	Nitrile + PVC
	MXT™**-XTF**™	High-tensile steel wire braid	Flame, Oil, Ozone Resistant	Nitrile	Nitrile + PVC
ISO 11237 2SC R16 ISO 1436 2SN R2 SAE 100R16 SAE 100R2 EN 857 2SC EN 853 2SN	**M2T**™	2-braid, wire	High Pressure, Impulse Cycle Life & Flexibility, Tight Bend Radius, Petroleum Oils, Environmental Fluids	Nitrile	Nitrile + PVC
	M2T™**-MTF**™	2-braid, wire	Ultra-High Abrasion Resistant, High Pressure, Impulse Cycle Life & Flexibility, Tight Bend Radius, Petroleum Oils, Environmental Fluids	Nitrile	MegaTuff
	M2T™**-XTF**™	2-braid, wire	High Abrasion Resistant, Pressure, Impulse Cycle Life & Flexibility, Tight Bend Radius, Petroleum Oils, Environmental Fluids	Nitrile	XtraTuff Nitrile
ISO 1436 2SN R2 SAE 100R2 Type AT EN 853 2SN	**G2XH**	2-braid, wire	Extremely High Heat, High Pressure, Petroleum Oils & Environmental Fluids	CPE	CSM
	G2L	2-braid, wire	High Pressure, Low Temperature, Petroleum Oils & Environmental Fluids	Nitrile	Chloroprene
	G2H	2-braid, wire	High Pressure, Temperature, Petroleum Oils & Environmental Fluids	Nitrile	CSM
	G2H-MTF™	2-braid, wire	High Pressure, Temperature, Petroleum Oils & Environmental Fluids	Nitrile	MegaTuff
ISO 1436 1SN R1 SAE 100R1 Type AT EN 853 1SN	**G1**	1-braid, wire	Medium Pressure, Petroleum Oils & Environmental Fluids	Nitrile	Nitrile + PVC
SAE 100R1 Type AT	**G1H**	1-braid, wire	High Temperature, Medium Pressure, Petroleum Oils & Environmental Fluids	Nitrile	CSM
Exceeds ISO/DIS 1436 SAE 100R16 EN 857 2SC	**CM2TDL-XTF**™	2-braid, wire	High Pressure, Impulse Cycle Life & Flexibility, Tight Bend Radius, Petroleum Oils, Environmental Fluids	Nitrile	XtraTuff Nitrile
SAE 100R3	**G3H**	2-braid, textile	Petroleum Oils, Antifreeze, Water, High Temperature	Nitrile	Polychloroprene
SAE 100R6	**GTH**	1-braid, textile	Petroleum Oils, Antifreeze, Water, High Temperature	Nitrile	Polychloroprene
	GTHX	1-spiral, textile	Petroleum Oils, Antifreeze, Water, High Temperature	Nitrile	Polychloroprene

HOSE/CPLG. SELECTION
EQUIPMENT
HOSE SPECIFICATION
GLOBALSPIRAL COUPLINGS
STAINLESS STEEL SPIRAL COUPLINGS
MEGACRIMP COUPLINGS
STAINLESS STEEL BRAID COUPLINGS
POWER CRIMP COUPLINGS
FIELD ATTACHABLE - TYPE T COUPLINGS
FIELD ATTACHABLE - C5 COUPLINGS
FIELD ATTACHABLE - LOCK-ON COUPLINGS
C14 COUPLINGS & ASSEMBLIES
GLP & GL COUPLINGS
GLX COUPLINGS
PCTS THERMOPLASTIC COUPLINGS
POLARSEAL COUPLINGS (ACA, ACB, ACC)
POWER STEERING CPLGS. & TOC ASSEMBLIES
ADAPTERS
QUICK DISCONNECT COUPLERS
BALL VALVES
LIVE SWIVELS
ACCESSORIES
AIR BRAKE CPLGS. & ASSEMBLIES
KITS
BRASS

HOSE/CPLG. SELECTION
EQUIPMENT
HOSE SPECIFICATION
GLOBALSPIRAL COUPLINGS
STAINLESS STEEL SPIRAL COUPLINGS
MEGACRIMP COUPLINGS
STAINLESS STEEL BRAID COUPLINGS
POWER CRIMP COUPLINGS
FIELD ATTACHABLE - TYPE T COUPLINGS
FIELD ATTACHABLE - C5 COUPLINGS
FIELD ATTACHABLE - LOCK-ON COUPLINGS
C14 COUPLINGS & ASSEMBLIES
GLP & GL COUPLINGS
GLX COUPLINGS
PCTS THERMOPLASTIC COUPLINGS
POLARSEAL COUPLINGS (ACA, ACB, ACC)
POWER STEERING CPLGS. & TOC ASSEMBLIES
ADAPTERS
QUICK DISCONNECT COUPLERS
BALL VALVES
LIVE SWIVELS
ACCESSORIES
AIR BRAKE CPLGS. & ASSEMBLIES
KITS
BRASS

GATES HYDRAULIC HOSE SELECTION GUIDE - CONTINUED

				Material	
Standard Industry Specification	**Gates Description**	**Construction (Reinforcement)**	**Use**	**Tube Name**	**Cover Name**
Gates Proprietary Design	**M500**	1-braid, wire textile	Pilot Lines, Grease Lines and Pressure Return Lines, 500 psi or Less Pressure Applications	Nitrile	Nitrile + PVC
	M500-XTF™	1-braid, wire textile	Pilot Lines, Grease Lines and Pressure Return Lines, 500 psi or Less Pressure Applications	Nitrile	XtraTuff
SAE 100R4	**GMV**™	2-spiral, textile, helical wire	Return & Suction High Temperature	Nitrile	Polychloroprene
	Multi Master™	High tensile textile, helical wire	Return & Suction High Temperature	Nitrile	Chloroprene
SAE 30R2 Type 1 & 2, B20 Biodiesel	**RLA**	1-braid, textile	Return & Suction Low Pressure, Biodiesel up to 125°F	Nitrile	Modified Nitrile
Gates Proprietary Design	**RLC**	3-braid, textile	Return & Low Pressure	Nitrile	Modified Nitrile
	MegaTech™ LOC	1-braid, textile	Extremely High Heat, Hot Oil Pressure & Return Lines, High Temperature Rotary Oil/Air, Air Compressor, Petroleum Oils, Transmission Oil Cooler	CPE	Textile
SAE 30R2, 30R6, 30R7 and B20 Biodiesel	**LOC**	1-braid, textile	Petroleum, Oils, Antifreeze, Water, Air & Biodiesel up to 125°F	Nitrile	Textile
Gates Proprietary Design	**LOL**	1-braid, textile	Petroleum Oils, Antifreeze, Water & Air	Nitrile	Modified Nitrile
SAE J1402, DOT** FMVSS 106-74	**TR500**	1-braid wire, textile	Petroleum & Synthetic Fluids, Air Brakes	Nitrile	Textile
Gates Proprietary Design	**MegaTech™ G5TB**	2-braid, wire textile	Extremely High Heat, Hot Oil Pressure & Return Lines, High Temperature Rotary Oil/Air, Air Compressor, Petroleum Oils	CPE	Textile
SAE 100R2 Type AT SAE 100R2 Type AT	**MegaTech™ II**	2-braid, wire textile	Extremely High Heat, Hot Oil Pressure & Return Lines, High Temperature Rotary Oil/Air, Air Compressor, Petroleum Oils	CPE	Textile
Gates Proprietary Design	**MegaTech™ 3000**	2-braid, wire textile	Pressurized Hot Oil Return Lines and Rotary Oil Lines	CPE	Textile
SAE J1402 **DOT FMVSS 106-74	**MegaTech™ 1000**	1-braid, wire textile	Extremely High Heat, Hot Oil Pressure & Return Lines, High Temperature Rotary Oil/Air, Air Compressor, Petroleum Oils, Air Brake	CPE	Textile
Gates Proprietary Design	**MegaTech™ 500**	1-braid, wire textile	Extremely High Heat, Hot Oil Pressure & Return Lines, High Temperature Rotary Oil/Air, Air Compressor, Petroleum Oils	CPE	Textile
	MegaTech™ 250	1-braid, wire, textile	Extremely High Heat, Hot Oil Pressure & Return Lines, High Temperature Rotary Oil/Air, Air Compressor, Petroleum Oils, Transmission Oil Cooler	CPE	Textile
SAE 100R5, SAE J1402 DOT FMVSS 106-74 Type AII	***C5C**	1-braid, T-W-T	Petroleum Oil, Air Brake, Power Steering	Polychloroprene	Textile
	C5C-XH	1-braid, wire, textile	Extremely High-Temperature Petroleum-Based or Phosphate Ester Fluids	CPE	Textile
SAE J1402 DOT FMVSS 106-74 Type AII	**C5D**	1-braid, T-W-T	Petroleum & Synthetic Fluids, Air Brakes	CPE	Textile
SAE J1527, SAE J1942 ISO 840-A1	**C5M**	1-braid, wire textile	Marine Fuel & Oil	Nitrile	Modified Nitrile

* -4 and -5 sizes have a Polychloroprene tube
**Also MegaTech1000 sizes -4, 6, -8, -10

GATES HYDRAULIC HOSE SELECTION GUIDE - CONTINUED

				Material	
Standard Industry Specification	**Gates Description**	**Construction (Reinforcement)**	**Use**	**Tube Name**	**Cover Name**
SAE J1402, DOT FMVSS 106-74 Type A1	**C5E**	1-braid, T-W-T	Air Brake, Power Steering, Lube	Nitrile	Textile
SAE J2050	**PS188**	2-braid, textile	Power steering pressure lines	CSM	CSM
IJ100	**J2AT**	2-braid, wire	Industrial Jack Hose Applications	Nitrile	Nitrile + PVC
Gates Proprietary Design SAE 100R1	**RFS**	1-braid, wire	Low Pressure, Powder Fire Suppressant Applications	Nitrile	Modified Nitrile
PTFE					
SAE 100R14	**C14**	1-braid, stainless steel	High Temperature, Multi Fluid, Non-Conductive	PTFE	Stainless Steel
	C14CT	1-braid, stainless steel	High Temperature, Multi Fluid, Conductive	PTFE	Stainless Steel
Thermoplastic					
SAE 100R7	**TH7**	1-braid, polyester	Petroleum & Synthetic Fluids	Nylon	Urethane
	TH7NC	1-braid, polyester	Non-Conductive	Nylon	Urethane
	TH7DL	1-braid, polyester	Petroleum & Synthetic Fluids, Dual Line	Nylon	Urethane
	TH7NCDL	1-braid, polyester, Non-Conductive	Dual Line	Nylon	Urethane
	TH7S	Synthetic fiber	Petroleum & Synthetic Fluids	Polyester	Urethane
	TH7SNC	Synthetic fiber	Non-Conductive	Polyester	Urethane
SAE 100R8	**TH8**	2-braid, polyester	Petroleum & Synthetic Fluids	Nylon	Urethane
	TH8NC	2-braid, polyester	Non-Conductive	Nylon	Urethane
Refrigerant					
SAE J51 Type A2 Dimensions/Type D Performance, SAE J2064 and J3062 Type C, Class II Performance	**PolarSeal™ AC134a**	Nylon barrier, 2-spiral, polyester	Air Conditioning (R12 and R134a)	Polychloroprene	EPDM
SAE J2064, SAE J3062 Type C, Class 1	**PolarSeal™II ACC-PSII**	Single-braid polyester	Reduced Barrier Construction, Air Conditioning (R12, R13A and R22)	Elastomeric	Elastomeric

HOSE/CPLG. SELECTION
EQUIPMENT
HOSE SPECIFICATION
GLOBALSPIRAL COUPLINGS
STAINLESS STEEL SPIRAL COUPLINGS
MEGACRIMP COUPLINGS
STAINLESS STEEL BRAID COUPLINGS
POWER CRIMP COUPLINGS
FIELD ATTACHABLE - TYPE T COUPLINGS
FIELD ATTACHABLE - C5 COUPLINGS
FIELD ATTACHABLE - LOCK-ON COUPLINGS
C14 COUPLINGS & ASSEMBLIES
GLP & GL COUPLINGS
GLX COUPLINGS
PCTS THERMOPLASTIC COUPLINGS
POLARSEAL COUPLINGS (ACA, ACB, ACC)
POWER STEERING CPLGS. & TOC ASSEMBLIES
ADAPTERS
QUICK DISCONNECT COUPLERS
BALL VALVES
LIVE SWIVELS
ACCESSORIES
AIR BRAKE CPLGS. & ASSEMBLIES
KITS
BRASS

HOSE/CPLG. SELECTION
EQUIPMENT
HOSE SPECIFICATION
GLOBALSPIRAL COUPLINGS
STAINLESS STEEL SPIRAL COUPLINGS
MEGACRIMP COUPLINGS
STAINLESS STEEL BRAID COUPLINGS
POWER CRIMP COUPLINGS
FIELD ATTACHABLE - TYPE T COUPLINGS
FIELD ATTACHABLE - C5 COUPLINGS
FIELD ATTACHABLE - LOCK-ON COUPLINGS
C14 COUPLINGS & ASSEMBLIES
GLP & GL COUPLINGS
GLX COUPLINGS
PCTS THERMOPLASTIC COUPLINGS
POLARSEAL COUPLINGS (ACA, ACB, ACC)
POWER STEERING CPLGS. & TOC ASSEMBLIES
ADAPTERS
QUICK DISCONNECT COUPLERS
BALL VALVES
LIVE SWIVELS
ACCESSORIES
AIR BRAKE CPLGS. & ASSEMBLIES
KITS
BRASS

GATES HYDRAULIC HOSE SELECTION GUIDE - CONTINUED

TYPE APPROVAL AND HOSE SELECTION GUIDE

HOSE TYPES	DNV-GL*			ABS			USCG			
	Sizes		Couplings	Sizes		Couplings	Sizes		Couplings	Type
	From	To		From	To		From	To		
EFG6K EFG6K-MTF EFG6KL	-6	-32	GS & GSM	-6	-32	GS (6-20), GSM (24-32)	-6	-32	GS (6-20); GSM (24-32); S-SS (6, 8, 10)	HF (GS); H (GSM); H (S-SS)
EFG5K EFG5K-XTF EFG5KL	-6	-32	GS & GSM	-10	-40	GS (10-20); GSM (24-40)	-6	-32	GS (6-20); GSM (24-32); S-SS (6, 8, 10)	H (GS 6,8); HF (GS 10-20); HF (GSM 24,32); H (S-SS)
EFG5K-MTF				-6	-32	GS (6-20); GSM (24-32); S-SS (6-32)				
MXG5K-XTP	-6	-12	GS (6-12)	-6	-12	GS (6-12)	-6	-12	GS (6-12)	HF
EFG4K EFG4K-XTF EFG4KL	-6	-20	GS	-6	-48	GS (6-16), GSM (48)	-6	-20	GS; S-SS (6, 8, 10, 16)	HF (GS 6-16); H (GS 20); H (S-SS)
EFG4K-MTF				-6	-20	GS, S-SS				
MXG4K-XTP	-6	-16	GS (6-16)	-6	-16	GS (6-16)	-6	-16		HF
EFG3K EFG3K-MTF	-20	-32	GS & GSP	-20	-32	GS (20), GSP (24-32)	-20	-32	GS (20-32)	HF
M6K	-4	-4	G							
M5K M5K-MTF	-4	-8	G	-4	-8	G, GS, B-SS	-8	-8	B-SS	H
M4K	-4	-16	G (4-12) & GS (6-16)	-4	-16	G, GS	-4	-16	G (4-12); GS (6-16); B-SS (4, 8)	HF (G,GS); H (B-SS)
M4K-XTF							-4	-4	B-SS (4)	H
M4K-MTF				-4	-16	G, GS, B-SS, S-SS	-4	-4	B-SS (4)	H
M3K	-4	-16	G	-4	-16	G	-4	-16	G; B-SS (10, 12)	HF (G); H (B-SS)
M3K-XTF							-4	-16	B-SS (4)	H
M3K-MTF	-4	-16	G (4-16), GS (6-16)	-6	-16	G, GS, B-SS (6-16)				
MXT	-4	-16	G (4-16)	-4	-16	G, B-SS (4-16)	-4	-16	G (4-16)	H
MXT-XTP										HF
M2T M2T-XTF MT2-MTF	-4	-32	G (4-20); GSP (24-32); B-SS (4-16)	-4	-32	B-SS (4-20), G (4-20), GSP (24-32), S-SS (24)	-4	-16	G (4-20); GSP (24, 32); B-SS (4-8, 12-24)	HF
G2	-20	-32	G (24), GSP (24-32)	-20	-32	G (24), GSP (24-32)				
G2XH							-6	-16	G	H
G1	-4	-32	G (4-20); GSP (24-32)	-4	-32	G (4-20); GSP (24-32)	-3	-32	PC (3); G (4-20); GSP (24-32)	H
G1H							-4	-16	G	H (4); HF (6,8,12,16)
GMV	-12	-20	G (12-20); GL (12-20)	-12	-20	G (12-20); GL (12-20)	-12	-64	G (12); GL (12-32); G4H (40-64)	H (G); HF with HTGH fire sleeve (GL)
Multi Master GMV	-12	-48	G (12-20); GL (12-48); GSP (24-32)	-12	-48	G (12-20); GL (12-48); GSP (24-32), with fire sleeve	-12	-32	G (12-20); GL (12-48); GSP (24-32)	HF with HTG fire sleeve
C5C-XH							-5	-20	C5 (6,10,16,20); C5X (5,8,12)	HF with HTGH fire sleeve
C5M				-5	-16	C5	-5	-16	C5 & C5X	HF

* Limitations apply to manufacturing locations and application temperatures - contact Product Application Engineering (303-744-5070)

ADDITIONAL TEMPERATURE LIMITS FOR GATES HYDRAULIC HOSE

Water, water/oil emulsions and water/glycol solutions must be kept below the temperatures listed in the table below, relative to line pressures. Low pressure applications (i, e, return lines) require lower maximum temperatures as shown.

MAXIMUM TEMPERATURE LIMITS FOR WATER, WATER/OIL EMULSIONS AND WATER/GLYCOL SOLUTIONS

Hose	Pressure Lines	Return Lines
G8K, EFG6K, EFG5K, EFG4K, EFG3K, MXG5K, MXG4K, MXT, G2L, G1, M2T™, M6K, M5K, M4K, M3K, RFS, RLA, C5C, C5E, LOC, LOL	+200°F (+93°C)	+180°F (+82°C)
M4KH, M3KH, G2H, G1H, MegaTech Line, G2XH, C5D, G3H, GTH, GMV MegaFlex, GMV, RLC, TR500	+225°F (+107°C)	+180°F (+82°C)

CAUTION: The fluid manufacturer's recommended maximum operating temperature for any given fluid must not be exceeded. If different than the above listed hose temperatures, the lower limit must take precedence. Actual service life at temperatures approaching the recommended limit will depend on the particular application and the fluid being used in the hose. Intermittent (up to 10 percent of operating time) refers to momentary temperature surges. Detrimental effects increase with increased exposure to elevated temperatures.

Do **NOT** expose hose to maximum temperature and maximum rated working pressure at the same time.

HOSE/CPLG. SELECTION
EQUIPMENT
HOSE SPECIFICATION
GLOBALSPIRAL COUPLINGS
STAINLESS STEEL SPIRAL COUPLINGS
MEGACRIMP COUPLINGS
STAINLESS STEEL BRAID COUPLINGS
POWER CRIMP COUPLINGS
FIELD ATTACHABLE - TYPE T COUPLINGS
FIELD ATTACHABLE - C5 COUPLINGS
FIELD ATTACHABLE - LOCK-ON COUPLINGS
C14 COUPLINGS & ASSEMBLIES
GLP & GL COUPLINGS
GLX COUPLINGS
PCTS THERMOPLASTIC COUPLINGS
POLARSEAL COUPLINGS (ACA, ACB, ACC)
POWER STEERING CPLGS. & TOC ASSEMBLIES
ADAPTERS
QUICK DISCONNECT COUPLERS
BALL VALVES
LIVE SWIVELS
ACCESSORIES
AIR BRAKE CPLGS. & ASSEMBLIES
KITS
BRASS

HOSE/CPLG. SELECTION
EQUIPMENT
HOSE SPECIFICATION
GLOBALSPIRAL COUPLINGS
STAINLESS STEEL SPIRAL COUPLINGS
MEGACRIMP COUPLINGS
STAINLESS STEEL BRAID COUPLINGS
POWER CRIMP COUPLINGS
FIELD ATTACHABLE - TYPE T COUPLINGS
FIELD ATTACHABLE - C5 COUPLINGS
FIELD ATTACHABLE - LOCK-ON COUPLINGS
C14 COUPLINGS & ASSEMBLIES
GLP & GL COUPLINGS
GLX COUPLINGS
PCTS THERMOPLASTIC COUPLINGS
POLARSEAL COUPLINGS (ACA, ACB, ACC)
POWER STEERING CPLGS. & TOC ASSEMBLIES
ADAPTERS
QUICK DISCONNECT COUPLERS
BALL VALVES
LIVE SWIVELS
ACCESSORIES
AIR BRAKE CPLGS. & ASSEMBLIES
KITS
BRASS

GATES HYDRAULIC HOSE SELECTION GUIDE - CONTINUED

DASH SIZE VS. RATED WORKING PRESSURE (PSI)

			DASH SIZE VS. RATED WORKING PRESSURE (PSI)																		
	Description	Temp. Range (°F)	-2	-3	-4	-5	-6	-8	-10	-12	-16	-20	-24	-28	-32	-36	-40	-48	-56	-64	-72
Spiral	G8K	-40 +250								8000	8000										
	EFG6K (&-MTF)	-40 +250					6000	6000	6000	6000	6000	6000	6000		6000						
	EFG6KL	-70 +212						6000	6000	6000	6000										
	EFG5K (&-XTF, -MTF)	-40 +250					5000	5000	5000	5000	5000	5000	5000		5000						
	EFG5KL	-70 +212					5000	5000	5000	5000	5000	5000	5000								
	ID5K	-40 +250							5000	5000	5000										
	MXG 5K-XTP	-40 +250					5075	5075	5075	5075											
	MXG 4K-XTP	-40 +250					4060	4060	4060	4060	4060										
	EFG4K (&-XTF, -MTF)	-40 +250					4000	4000	4000	4000	4000	4000									
	EFG4KL	-70 +212								4000	4000	4000									
	EFG3K (& -MTF)	-40 +250										3000	3000		3000						
	IA3K PRO	-40 +212			3000		3000	3000	3000	3000	3000										
Constant Pressure Braid	M6K	-40 +212			6000																
	M5K (&-XTF, -MTF)	-40 +212			5000	5000	5000	5000													
	M4K (&-XTF, -MTF)	-40 +212			4000	4000	4000	4000	4000	4000	4000										
	M4KH (& -MTF)	-40 +250			4000		4000	4000	4000	4000											
	M4KL	-70 +212			4000		4000	4000	4000	4000	4000										
	M3K (&-XTF, -MTF)	-40 +212		3250	3250	3250	3250	3250	3250	3250	3250										
	M3KH (& -MTF)	-40 +250			3250		3250	3250	3250	3250	3250										
Variable Pressure Braid	MXT™ (& -XTP)	-40 +212			6000	5500	4800	4000	3625	3125	2400										
	M2T® (&-XTF, -MTF)	-40 +212			6000		5000	4300	3800	3500	2500	2300	2000		1500						
	CM2TDL	-40 +212					4800	4000													
	G2H	-40 +275										1825	1300		1175						
	G2XH	-40 +300			6000		5000	4250	3625	3100	2500	2250	1800		1500						
	G2L	-70 +212			5800		4800	4000	3625	3100	2400	1825	1300								
	G1	-40 +212		3625	3275	3125	2600	2325	1900	1525	1300	925	725		600						
	G1H	-40 +275			2750		2250	2000	1500	1250	1000	925	725		600						
Specialty	J2AT	-40 +120			10000		10000														
	RFS	-40 +212		3000	2750		2250	2000		1250	1000										
Transfer	G3H	-40 +275			1250	1200	1125	1000	900	750	565	375	300								
	GTH	-40 +275		500	400	400		400	350	300	250										
	GTHX	-40 +275					400														
	M500 (&-XTF)	-40 +212			500		500	500	500	500	500										
Return	Multi Master™ GMV™	-40 +275								350	300	250	160		150		150	150		150	
	GMV	-40 +275								350	300	250									
	RLA	-40 +212		250	250	250	250	200	200	200	160										
	RLC	-40 +275									200	200	200	200	200	150	150	150	150		100

GATES HYDRAULIC HOSE SELECTION GUIDE - CONTINUED

DASH SIZE VS. RATED WORKING PRESSURE (PSI) - CONTINUED

			DASH SIZE VS. RATED WORKING PRESSURE (PSI)																	
	Description	Temp. Range (°F)	-2	-3	-4	-5	-6	-8	-10	-12	-16	-20	-24	-28	-32	-36	-40	-48	-56	-64	-72
Lock-On	LOC	-40 +250			300	300	300	300	300	300											
	LOL	-40 +212		300	300	300	300	300	300	300											
Fleet	TR500	-40 +250			500		500	500	500	500	500										
	MegaTech® II	-40 +300										2250	1500		1300						
	MegaTech® G5TB	-40 +300			3000		3000	3000	2000	2000	1000	1000	500		500						
	MegaTech® 3000	-40 +300			3000		3000	3000													
	MegaTech® 1000	-40 +300			1000		1000	1000	1000	1000	1000	1000									
	MegaTech® 500	-40 +300											500		500		500	500			
	MegaTech® 250	-40 +300			250		250	250	250	250	250	250									
	MegaTech® LOC	-40 +300			300		300	300	300	300	300										
	C5C	-40 +212			3000	3000	2250	2000	1750	1500	800	625	500		350		350				
	C5C-XH	-40 +302			3000	3000	2250	2000	1750	1500	800	625									
	C5D	-40 +300*			1500	1500	1500	1250	1250	750	400										
	C5M	-4 +212				500	500	500	500	500	500										
	C5E	-40 +300*			1500	1500	1500	1250	1250	750	400	300									
	PolarSeal® AC134a	-22 +257					500	500	500	500											
	PolarSeal® ACC-PSII	-40 +275					350	350	350	350											
	PS188	-40 +300					1500														
PTFE	C14 (Dynamic)	-65 +400			1500	1500	1500	1000	800	800	800										
	C14 (Static)	-65 +450			3000	3000	2500	2000	1500	1200	1000										
	C14CT (Dynamic)	-65 +400					1500	1000													
	C14CT (Static)	-65 +450					2500	2000													
Thermoplastic	TH7	-65 +200	3000	3000	2750	2500	2250	2000		1250	1000										
	TH7NC	-65 +200	3000	3000	2750	2500	2250	2000		1250	1000										
	TH7DL	-65 +200			2750	2500	2250	2000													
	TH7NCDL	-65 +200			2750		2250	2000													
	TH7S	-65 +200			2750	2500	2250	2000													
	TH7SNC	-65 +200					2250														
	TH8	-65 +200		5000	5000		4000	3,00		2250	2000										
	TH8NC	-65 +200			5000		4000	3500													

* All purpose fleet application service – 40°F to +300°F (-40°C to +149°C), air to +250°F

HOSE/CPLG. SELECTION
EQUIPMENT
HOSE SPECIFICATION
GLOBALSPIRAL COUPLINGS
STAINLESS STEEL SPIRAL COUPLINGS
MEGACRIMP COUPLINGS
STAINLESS STEEL BRAID COUPLINGS
POWER CRIMP COUPLINGS
FIELD ATTACHABLE - TYPE T COUPLINGS
FIELD ATTACHABLE - C5 COUPLINGS
FIELD ATTACHABLE - LOCK-ON COUPLINGS
C14 COUPLINGS & ASSEMBLIES
GLP & GL COUPLINGS
GLX COUPLINGS
PCTS THERMOPLASTIC COUPLINGS
POLARSEAL COUPLINGS (ACA, ACB, ACC)
POWER STEERING CPLGS. & TOC ASSEMBLIES
ADAPTERS
QUICK DISCONNECT COUPLERS
BALL VALVES
LIVE SWIVELS
ACCESSORIES
AIR BRAKE CPLGS. & ASSEMBLIES
KITS
BRASS

HOSE/CPLG. SELECTION
EQUIPMENT
HOSE SPECIFICATION
GLOBALSPIRAL COUPLINGS
STAINLESS STEEL SPIRAL COUPLINGS
MEGACRIMP COUPLINGS
STAINLESS STEEL BRAID COUPLINGS
POWER CRIMP COUPLINGS
FIELD ATTACHABLE - TYPE T COUPLINGS
FIELD ATTACHABLE - C5 COUPLINGS
FIELD ATTACHABLE - LOCK-ON COUPLINGS
C14 COUPLINGS & ASSEMBLIES
GLP & GL COUPLINGS
GLX COUPLINGS
PCTS THERMOPLASTIC COUPLINGS
POLARSEAL COUPLINGS (ACA, ACB, ACC)
POWER STEERING CPLGS. & TOC ASSEMBLIES
ADAPTERS
QUICK DISCONNECT COUPLERS
BALL VALVES
LIVE SWIVELS
ACCESSORIES
AIR BRAKE CPLGS. & ASSEMBLIES
KITS
BRASS

SAE RECOMMENDED PRACTICES FOR HYDRAULIC HOSE ASSEMBLIES

A SUMMARY OF SAE J1273

SCOPE

This summary provides guidelines for safety, selection, routing, fabrication, installation, replacement, maintenance, and storage of hose and hose assemblies. These are the recommended practices for hydraulic hose, but are also appropriate for many other hose and systems.

SAFETY

Safety should be a paramount concern whenever working with a hydraulic system. The fluids conveyed are often at high temperatures and extremely high pressures which present unique dangers.

Hydraulic fluid injuries are generally very severe and may come in several forms. Fluid injections wounds may occur any time there is a leak in a hydraulic system. Never check for leaks or damage to a hydraulic system by feel. Even the best case scenario with a fluid injection would involve months of painful treatment. Additional risks include amputation and death. Due to the high temperatures any time a user is exposed to hydraulic fluids severe burns may result, this exposure may be a result of an assembly failure or even oil released during maintenance. Additionally there is a danger of fire or explosion if a hose fails around a hot engine or exhaust manifold, or if a static discharge takes place in a fluid spray.

Unconstrained hose may whip on pressurization or in the event of failure and are extremely dangerous. Additionally during the release of pressure on the hydraulic system improperly secured booms or other cylinder supported components may drop suddenly.

A less recognized risk is that of electrical shock. Any equipment used for working around electrical lines (such as lifts) should be equipped with hydraulic hose rated as non-conductive because most hydraulic hoses use wire reinforcement which is conductive. Even when nonconductive hoses are used it is important to recognize that hydraulic fluids may also act as conductors.

HOSE SELECTION

The Gates STAMPED process is the industry accepted standard for hose selection. This process involves determining the following properties:

SIZE

- Internal diameter requirements will affect fluid velocity and outside diameter may also sometimes be a concern for routing purposes. When in doubt match existing specifications.

TEMPERATURE

- The maximum recommended hose temperature should never be exceeded, either in the fluid conveyed or on the exterior of the hose. Very low temperatures may require a special hose capable of maintaining flexibility. Always follow manufacturer guidelines.

APPLICATION

- Environmental conditions such as ultraviolet light, salt water, air pollutants, temperature, ozone, chemicals, electricity, abrasion and paint application will all negatively impact hose assembly life.
- Static Discharge can become an issue when nonpolar liquids or mixtures including non-polar liquids are conveyed in non-conductive hose. A static charge may build up and discharge, perforating the hose tube. Use conductive tube products when conveying non-polar, or mixtures of non-polar, liquids.
- Electrical Conductivity of hydraulic hose or conveyed fluids is an issue with equipment used to work around electrical lines. If hydraulic equipment is to be used around electrical lines, always use hydraulic hose rated as non-conductive.
- The cleanliness requirements of a final hose assembly will be determined by the system requirements. Always follow the equipment manufacturer's recommended cleanliness standard.
- Be sure to select products which will meet any regulatory standards required in the application. Examples of these standards would include: SAE, USCG, EN/DIN, ABS, etc.
- Never place hoses where they may be pulled. Hose are designed to hold pressure and convey fluids. Exposing hoses to axial or twisting loads will cause premature failure.
- Any special or unusual applications should always be approved by the hose manufacturer, otherwise additional testing may be required.

MATERIALS

- Permeation, or effusion, is the movement of a substance through the hose tube walls which may degrade the hose, cause cover blistering, or other undesired effects, and must be considered especially when conveying compressed gasses.
- Be sure to select a hose which is compatible and approved by the manufacturer for the fluid conveyed. Concentration, pressure, temperature and other factors may impact the compatibility of the hose and fluid.

SAE RECOMMENDED PRACTICES FOR HYDRAULIC HOSE ASSEMBLIES - CONTINUED

A SUMMARY OF SAE J1273 - CONTINUED

PRESSURE

- The maximum working pressure of a hose assembly is the lowest working pressure of any component of the assembly.
- Hose should be sized with a working pressure equal to or greater than the maximum pressure encountered in a system. High frequency electronic transducers will be necessary to determine the maximum surge or impulse pressure in a system.
- If a hose assembly will be exposed to suction, be sure it is rated to hold the maximum suction and pressure in that portion of the system.
- Any time a hose assembly is to be exposed to external pressures, which may exceed the internal hose pressures, be sure to consult the hose manufacturer for recommendations.

ENDS

- Always use manufacturer approved couplings for hose assemblies. Be sure to select the appropriate end termination for a system working pressure and other requirements such as vibration resistance.

DELIVERY

- Always follow manufacturer recommendations for maximum fluid velocity within a hose. Excessive fluid velocity may cause excessive pressure loss, heat generation, hose movement or whipping, system noise, and hammer effects.

HOSE ROUTING

Proper attention to good hose routing and application practices will ensure reliable function of hose assemblies. The following is a short list of factors to consider when routing hose.

- Vibration: Consider vibration requirements when selecting hose and predicting service life. Clamps, dampers, and other mechanisms may be necessary to reduce vibration.
- Cover protection: Protect the hose cover from abrasion, erosion, snagging, and cutting. Special abrasion-resistant hose and hose guards are available for additional protection. Route the hose to reduce abrasion from hose rubbing other hose or objects that may abrade it.
- External Physical Abuse: Route hose to avoid tensile (pulling) loads, side loads, flattening, thread damage, kinking, damage to sealing surfaces, abrasion and twisting.
- Swivel Adapters: Swivel-type fittings or adapters do not transfer torque to hose while being tightened. Use these as needed to prevent twisting during installation.
- Live Swivels: If two components in the system are rotating in relation to each other, live swivels may be necessary. These connectors reduce the torque transmitted to the hose.
- Slings and Clamps: Use slings and clamps to support heavy or long hose and to keep it away from moving parts. Use clamps that prevent hose movement that will cause abrasion. Care shall be taken to prevent the sling clamp from abrading the hose. Avoid over tightening of slings or clamps.
- Minimum bend radius (MBR): Routing during assembly and use at less than minimum bend radius may reduce hose life. Sharp bending at the hose/fitting interface may result in leaking, hose rupturing, or the hose assembly blowing apart. A minimum straight length of 1.5 times the hose's outside diameter shall be allowed between the hose fitting and the point at which the bend starts.
- Elbows and Adapters: Use elbows or adapters to relieve hose strain due to routing.
- Lengths: Unnecessarily long hose can increase pressure drop and affect system performance. When pressurized, hose that is too short may pull loose from its fittings, or stress the hose fitting connections, causing premature metallic or seal failures.
- Motion Absorption: Provide adequate hose length to distribute movement and prevent bends smaller than the minimum bend radius.
- Hose Movement and Bending (multi plane bending): Hose allows relative motion between system components. Analyze this motion when designing hose systems. The number of cycles per day may significantly affect hose life. Also avoid multiple planes of motion and twisting motion.
- Hose and machine tolerances: Design hose to allow for changes in length due to machine motion and tolerances.
- Hose length change due to pressure: Design assemblies with enough slack to accommodate length changes from changing pressures.
- Do not cross or clamp together high- and low-pressure hose. The difference in length changes could wear the hose covers.

HOSE/CPLG. SELECTION
EQUIPMENT
HOSE SPECIFICATION
GLOBALSPIRAL COUPLINGS
STAINLESS STEEL SPIRAL COUPLINGS
MEGACRIMP COUPLINGS
STAINLESS STEEL BRAID COUPLINGS
POWER CRIMP COUPLINGS
FIELD ATTACHABLE - TYPE T COUPLINGS
FIELD ATTACHABLE - C5 COUPLINGS
FIELD ATTACHABLE - LOCK-ON COUPLINGS
C14 COUPLINGS & ASSEMBLIES
GLP & GL COUPLINGS
GLX COUPLINGS
PCTS THERMOPLASTIC COUPLINGS
POLARSEAL COUPLINGS (ACA, ACB, ACC)
POWER STEERING CPLGS. & TOC ASSEMBLIES
ADAPTERS
QUICK DISCONNECT COUPLERS
BALL VALVES
LIVE SWIVELS
ACCESSORIES
AIR BRAKE CPLGS. & ASSEMBLIES
KITS
BRASS

HOSE/CPLG. SELECTION
EQUIPMENT
HOSE SPECIFICATION
GLOBALSPIRAL COUPLINGS
STAINLESS STEEL SPIRAL COUPLINGS
MEGACRIMP COUPLINGS
STAINLESS STEEL BRAID COUPLINGS
POWER CRIMP COUPLINGS
FIELD ATTACHABLE - TYPE T COUPLINGS
FIELD ATTACHABLE - C5 COUPLINGS
FIELD ATTACHABLE - LOCK-ON COUPLINGS
C14 COUPLINGS & ASSEMBLIES
GLP & GL COUPLINGS
GLX COUPLINGS
PCTS THERMOPLASTIC COUPLINGS
POLARSEAL COUPLINGS (ACA, ACB, ACC)
POWER STEERING CPLGS. & TOC ASSEMBLIES
ADAPTERS
QUICK DISCONNECT COUPLERS
BALL VALVES
LIVE SWIVELS
ACCESSORIES
AIR BRAKE CPLGS. & ASSEMBLIES
KITS
BRASS

SAE RECOMMENDED PRACTICES FOR HYDRAULIC HOSE ASSEMBLIES - CONTINUED

A SUMMARY OF SAE J1273 - CONTINUED

HOSE ASSEMBLY FABRICATION

- Component inspection: Before creating an assembly be sure to inspect all components to be sure they are the correct product, cut correctly, and do not have any visually identifiable defects.
- Couplings (compatibility): Hose fitting components from one manufacturer are not usually compatible with fitting components supplied by another manufacturer. Never mix and match hose and couplings from different manufacturers, unless approved by both parties.
- Hose assembly equipment (crimpers): Hose and fittings from one manufacturer should not generally be assembled with the equipment of another manufacturer.
- Safety Equipment: During fabrication, use proper safety equipment, including eye protection, respiratory protection, and adequate ventilation.
- Reuse of Hose and Fittings: Damaged hose and fittings shall not be used. – Never reuse: Field-attachable fittings that have blown or pulled off hose – Never reuse: Any part of hose fittings that were permanently crimped or swaged to hose – Never reuse: Hose that has been in service
- Cleanliness: Hose assemblies may be contaminated during fabrication. Clean hose to specified cleanliness levels.
- Temperature: The fabrication of hose assemblies should be performed at an ambient temperature over 0°C.
- Assembly inspection: After assembly, hose assemblies shall be inspected for visible defects and interior obstructions.
- Marking: Hose assemblies shall be marked in accordance with any relevant standards.

HOSE ASSEMBLY INSTALLATION AND REPLACEMENT

- Before installation inspect the hose assembly for:
  - Hose length and routing for compliance with original design
  - Correct style, size, length, and visible nonconformities
  - Coupling sealing surfaces for burrs, nicks, or other damage
- Handling during installation: Handle hose with care during installation. Kinking hose, or bending at less than minimum bend radius may reduce hose life. Avoid sharp bending at the hose/fitting juncture. Before and during installation, hose assemblies should be at a temperature above 0°C.
- Twist angle and orientation: To avoid twisting, which shortens hose life, the hose layline can be used as a reference. Twisting can also be avoided through the use of two wrenches during the installation of swivel connectors.

Securement and protection: Install necessary restraints and protective devices. Determine that such devices do not create additional stress or wear points. Assembly Torque: Always follow the manufacturer recommended coupling installation practices, and torque or flats values. Improper installation may result in a leaking connection. System Checkouts: In hydraulic or other liquid systems, eliminate all air entrapment after completing the installation. Follow manufacturers' instructions to test the system for possible malfunctions and leaks.

MAINTENANCE INSPECTION

As part of regular equipment maintenance, hose assemblies should always be checked for deterioration. Frequency: Evaluate factors such as the nature and severity of the application, past history, and manufacturers' information to establish the frequency of inspections.
Visual Inspection: Only visually inspect for leaks. NEVER attempt to feel a leak, which could cause a fluid injection wound. Look for leaks, weeping, hose cracking, deformation, hardening or softening, rust, noise, smells, and any other defect which indicates a hose assembly may require replacement.

HOSE STORAGE

Age control: Store hose in a manner that facilitates age control and first-in, first-out usage based on manufacturing date on hose or hose assembly. Storage conditions will greatly affect hose shelf life, always store hose in the manufacturers' original packaging. Avoid high temperatures, ozone, solvents and their vapors, corrosive (acid or basic) liquids and fumes, rodents, extremes in humidity, ultraviolet light, insects, radiation, strong electro-magnetic fields, molds, and fungi.
Basic Testing for Usability: Flex the hose to the minimum bend radius and compare it with new hose. After flexing, examine the cover and tube for cracks. If any appear, no matter how small, reject the hose.
If the hose is wire reinforced, and the hose is unusually stiff, or a cracking sound is heard during flexing, check for corrosion by cutting away a section of the cover from a sample. Corrosion would be another reason for rejection. If doubt still persists, contact hose assembler to conduct proof-pressure tests or any other tests needed to verify hose quality.

SAE RECOMMENDED PRACTICES FOR HYDRAULIC HOSE ASSEMBLIES - CONTINUED

A SUMMARY OF SAE J1273 - CONTINUED

Any hose or assembly in storage for more than two years should be visually inspected and proof pressure tested.

STORAGE AND SHELF LIFE CONSIDERATIONS

Storage environment, along with rubber materials, can vary the shelf life limit. Some hose materials last longer in storage due to inherent resistance characteristics. Other materials require additives during compounding. These additives are eventually consumed by varying environments, even in seemingly ideal storage conditions.

Shelf life is difficult to predict because many variables affect the hose. Proper storage precautions can result in 4+ years of shelf life. Beyond this time, service life can decrease significantly, depending on storage environment variables. Some of these variables include temperature, humidity, ozone, oil, solvents, corrosive materials, fumes, insects, rodents, radioactivity, space allowance and bends.

Hose should be stored in a cool, dry area never exceeding 100°F. If stored below freezing, prewarming may be required prior to handling, testing and placing into service. Store hose in original container.

Never stack hose too high, as its weight can crush hose at the bottom of the stack. Direct sunlight, rain, heaters or close proximity to electrical equipment may reduce hose life.

Gates recommends hose in extended storage be visually inspected and tested prior to use. Hose judged marginal should be replaced to avoid potential failure, property damage or bodily injury. Store hose on a first-in, first-out basis. Unusually long or poor storage environment can deteriorate hose, reduce performance and may lead to premature failure.

SAE J1273 (OCT 2021) - SECTION 9.1 AGE CONTROL

Shelf life is the period of time when you should expect the hose to retain full capabilities for the intended service life. Unless otherwise specified:

*For bulk hoses without fittings attached, maximum of 4 years.

*For assembled hoses, maximum of 2 years.

These two periods are consecutive for a total storage time of 6 years (4 years in bulk and 2 years assembled). You may purchase this SAE guideline for the most up to date revision and details since the printing of this document.

SERVICE LIFE CONSIDERATIONS

Hydraulic hose has a limited life dependent on service conditions to which it is applied. Subjecting hose (and hose assemblies) to conditions more severe than the recommended limits significantly reduces service life. Exposure to combinations of recommended limits (i.e., continuous use at maximum rated working pressure, maximum recommended operating temperature and minimum bend radius) will also reduce service life. Failure to follow proper selection, installation and maintenance procedures may result in injury to personnel and/or damage to equipment.

Hose assemblies in service should be regularly inspected for damage. Assemblies showing signs of wear or damage should be replaced immediately. Maximum service life can be attained by complying with the recommendations outlined in this manual.

REFERENCES

All of the material presented here may be explored in more detail by obtaining the original standards from the appropriate regulatory agency.

SOCIETY OF AUTOMOTIVE ENGINEERS (SAE)

SAE J343 Test and Test Procedures for SAE 100R Series Hydraulic Hose and Hose Assemblies
SAE J514 Hydraulic Tube Fittings
SAE J517 Hydraulic Hose

INTERNATIONAL STANDARDS ORGANIZATION (ISO)

ISO 3457 Earth moving machinery—Guards and shields—Definitions and specifications
ISO 2230 Rubber products—Guidelines for storage
ISO 8331 Rubber and plastics hose and hose assemblies—Guide to selection, storage, use and maintenance

HOSE/CPLG. SELECTION
EQUIPMENT
HOSE SPECIFICATION
GLOBALSPIRAL COUPLINGS
STAINLESS STEEL SPIRAL COUPLINGS
MEGACRIMP COUPLINGS
STAINLESS STEEL BRAID COUPLINGS
POWER CRIMP COUPLINGS
FIELD ATTACHABLE - TYPE T COUPLINGS
FIELD ATTACHABLE - C5 COUPLINGS
FIELD ATTACHABLE - LOCK-ON COUPLINGS
C14 COUPLINGS & ASSEMBLIES
GLP & GL COUPLINGS
GLX COUPLINGS
PCTS THERMOPLASTIC COUPLINGS
POLARSEAL COUPLINGS (ACA, ACB, ACC)
POWER STEERING CPLGS. & TOC ASSEMBLIES
ADAPTERS
QUICK DISCONNECT COUPLERS
BALL VALVES
LIVE SWIVELS
ACCESSORIES
AIR BRAKE CPLGS. & ASSEMBLIES
KITS
BRASS

HOSE/CPLG. SELECTION
EQUIPMENT
HOSE SPECIFICATION
GLOBALSPIRAL COUPLINGS
STAINLESS STEEL SPIRAL COUPLINGS
MEGACRIMP COUPLINGS
STAINLESS STEEL BRAID COUPLINGS
POWER CRIMP COUPLINGS
FIELD ATTACHABLE - TYPE T COUPLINGS
FIELD ATTACHABLE - C5 COUPLINGS
FIELD ATTACHABLE - LOCK-ON COUPLINGS
C14 COUPLINGS & ASSEMBLIES
GLP & GL COUPLINGS
GLX COUPLINGS
PCTS THERMOPLASTIC COUPLINGS
POLARSEAL COUPLINGS (ACA, ACB, ACC)
POWER STEERING CPLGS. & TOC ASSEMBLIES
ADAPTERS
QUICK DISCONNECT COUPLERS
BALL VALVES
LIVE SWIVELS
ACCESSORIES
AIR BRAKE CPLGS. & ASSEMBLIES
KITS
BRASS

MOTOR VEHICLE SAFETY STANDARD FOR BRAKE HOSE

DOT FMVSS 106

The requirements of FMVSS 106 are administered by the National Highway Traffic Safety Administration (NHTSA) and are published in the Federal Register, 49 Code of Federal Regulations, Part 571.106, Brake Hoses.

NOTE: Anyone crimping DOT assemblies must be registered with the Department of Transportation.

WHAT IS FMVSS-106?

The standard is written with specifics on labeling, performance tests and assembler registration. It is not a standard for hose or fitting design specifications. Standard No. 106 will ensure that each user of brake hose will be supplied only the highest quality of hose. DOT will conduct random performance testing in accordance with the test procedures to ensure that the hoses, couplings, and assemblies meet FMVSS 106.

"The purpose of the standard is to reduce deaths and injuries occurring as a result of brake system failure from pressure or vacuum loss due to hose or hose assembly rupture."

The regulations will apply to all over-the-road vehicles including trailers and motorcycles. Off-road vehicles will not be regulated if they are designed to operate somewhere other than public roads, such as certain agricultural, construction or recreation vehicles.

BASIC PROVISIONS OF FMVSS-106

1. Three types of brake hose are covered (hydraulic, air, and vacuum brake) together with couplings and hose assemblies. The discussion of this tech note will only focus on air brake hose and assemblies.
2. Performance level for brake hose is established instead of design specifications.
3. Permanent as well as reusable fittings are permissible with air brake hose. Inside and outside diameters for air brake hose intended for use with field attachable couplings have been established. These hoses are identified as Type I and Type II.

GATES POLICY REGARDING FMVSS-106

1. Air brake hose will be made in coded lots of 50,000 feet maximum. or based on order with minimum of 5000 feet.
2. Each lot will be tested for hose properties of burst, length change under pressure, and adhesion, and annually tested for various material properties and aged properties. These tests are performed per SAE J1402 which has nearly identical test standards to FMVSS-106. Some performance tests are only performed upon special request.
3. By use of the lot code, shipping and test records will be maintained for a period of 5 years. This will permit traceability of our hose should a recall occur.

GATES' CUSTOMER/ASSEMBLER REGARDING FMVSS-106

1. Testing (dimensional & pressure tested) each assembly or per customer's requirements before it is packaged and delivered to their customer.
2. Two of every 100 Air Brake hose assemblies produced or per customer's requirements are subjected to hydrostatic pressure testing and tensile strength (destructive) testing.

LABELING OF AIR BRAKE HOSE

Detailed branding of brake hose is spelled out in the standard and the supplier must not deviate.

DOT Mandatory Labeling Requirements of Brake Hose:

1. The symbol DOT
2. Registration – a designation that identifies the hose manufacturer shall be filed in writing with DOT.
3. The month, day, and year of manufacture.
4. The nominal inside diameter of the hose expressed in inches, fractions of inch, or millimeters.
5. The letter "A" shall indicate intended use in air brake systems. Where hose is intended for use with field attachable couplings, "AI" or "AII" shall indicate Type I and Type II dimensional characteristics of the hose.

FROSTED AIR BRAKE HOSE LABELS

To assist you in complying with the NHTSA requirements for identifying brake hose assemblies, Gates offers self-adhesive, wrap-around mylar hose labels, which resists damage from elements. These 1" W x 3-3/4"L labels have a 1"x1-1/2" white areas on one end suitable for computer printers or hand printed information.

Part Number: 78214
Product Number: 7484-0023



LABEL APPLICATION PROCEDURE:

1. Print appropriate information on label.
2. Wrap tag around hose assembly, printed end first.
3. Cover printed end with clear mylar tail of label.



MOTOR VEHICLE SAFETY STANDARD FOR BRAKE HOSE - CONTINUED

DOT FMVSS 106 - CONTINUED

FIELD ATTACHABLE COUPLINGS

DOT Mandatory Labeling Requirements of Field Attachable Couplings:

At least one component of each air brake hose fitting shall be etched, embossed, or stamped.

The symbol DOT

Registration – a designation that identifies the hose manufacturer, shall be filed in writing with DOT.

The letter "A" shall indicate intended use in air brake systems. Where hose is intended for use with field attachable couplings, "AI" or "AII" shall indicate Type I and Type II dimensional characteristics of the hose.

The nominal inside diameter of the hose expressed in inches, fractions of inch, or millimeters.

DOT Mandatory Labeling Requirements of Hose Assemblies:

Assemblies with Permanent Couplings – Banded

Band around the hose shall be etched, embossed, or stamped.

The symbol DOT

Registration – a designation that identifies the hose manufacturer, shall be filed in writing with DOT.

Assemblies with Permanent Couplings – Not-Banded

1. Gates' assemblies – At least one end fitting of the assembly shall be etched, stamped, or embossed with the Gates designation – filed in writing with DOT.
2. Distributor's assemblies – At least one end fitting of the assembly shall be etched, stamped, or embossed with the Distributor's designation – filed in writing with DOT.

DOT Performance Tests

An air brake hose assembly shall be capable of meeting the Constriction test of Section 7.3.1 and any one (or all) the requirements of Section 7.3.2 through 7.3.13 of 49CFR Part 571 FMVSS-106.

Tests Conditions section (S13) 49CFR Part 571 FMVSS-106 specifies testing room temperature of 75°Fahrenheit (24° Celsius), hose or assembly age of at least 24 hours (unused), and pressures expressed in psig.

Tests Performance section (S7.3) 49CFR Part 571 FMVSS-106 covers tests for constriction, high and low temperature resistance, oil resistance (swell), ozone resistance, length change at 200 psi, adhesion of hose layers, flex and pressure cycling, fitting corrosion including 900psi assembly post-test, assembly tensile before and after water immersion, and zinc chloride resistance.

Tests Procedures section (S8) 49CFR Part 571 FMVSS-106

TO BEGIN THE REGISTRATION PROCESS OR FOR MORE INFORMATION PLEASE WRITE:

Office of Vehicle Safety Compliance, Equipment Division
National Highway Traffic Safety Administration
400 Seventh Street SW.
Washington, DC 20590

Should you have any questions or concerns regarding Gates hydraulic and industrial hose products, please contact Product Application in Denver, Colorado at (303) 744-5070 or by e-mail at **FPPASUPPORT@gates.com**

HOSE/CPLG. SELECTION
EQUIPMENT
HOSE SPECIFICATION
GLOBALSPIRAL COUPLINGS
STAINLESS STEEL SPIRAL COUPLINGS
MEGACRIMP COUPLINGS
STAINLESS STEEL BRAID COUPLINGS
POWER CRIMP COUPLINGS
FIELD ATTACHABLE - TYPE T COUPLINGS
FIELD ATTACHABLE - C5 COUPLINGS
FIELD ATTACHABLE - LOCK-ON COUPLINGS
C14 COUPLINGS & ASSEMBLIES
GLP & GL COUPLINGS
GLX COUPLINGS
PCTS THERMOPLASTIC COUPLINGS
POLARSEAL COUPLINGS (ACA, ACB, ACC)
POWER STEERING CPLGS. & TOC ASSEMBLIES
ADAPTERS
QUICK DISCONNECT COUPLERS
BALL VALVES
LIVE SWIVELS
ACCESSORIES
AIR BRAKE CPLGS. & ASSEMBLIES
KITS
BRASS

HOSE/CPLG. SELECTION
EQUIPMENT
HOSE SPECIFICATION
GLOBALSPIRAL COUPLINGS
STAINLESS STEEL SPIRAL COUPLINGS
MEGACRIMP COUPLINGS
STAINLESS STEEL BRAID COUPLINGS
POWER CRIMP COUPLINGS
FIELD ATTACHABLE - TYPE T COUPLINGS
FIELD ATTACHABLE - C5 COUPLINGS
FIELD ATTACHABLE - LOCK-ON COUPLINGS
C14 COUPLINGS & ASSEMBLIES
GLP & GL COUPLINGS
GLX COUPLINGS
PCTS THERMOPLASTIC COUPLINGS
POLARSEAL COUPLINGS (ACA, ACB, ACC)
POWER STEERING CPLGS. & TOC ASSEMBLIES
ADAPTERS
QUICK DISCONNECT COUPLERS
BALL VALVES
LIVE SWIVELS
ACCESSORIES
AIR BRAKE CPLGS. & ASSEMBLIES
KITS
BRASS

HOW TO MAKE HOSE ASSEMBLIES OF SPECIFIC LENGTHS

OVERALL ASSEMBLY LENGTH - C1 - C2 = HOSE CUT LENGTH

The “C” length for each coupling is listed in the catalog, as shown below.

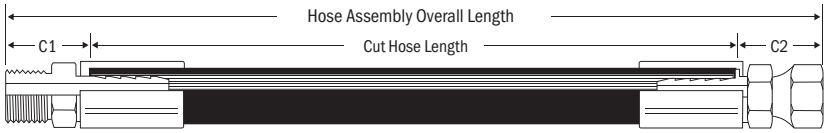

For the Gates Assembly 6M3K-8FJX-8MP-12.5

12.5” – 1.38” – 1.42” = 9.7” (Cut Hose Length)

Descr.	Prod. No.	C	
		in	mm
6G-8MP	7100-10095	1.42	36.1
6G-8FJX	7100-10955	1.38	35.1

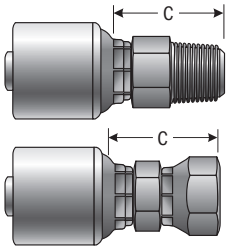

To meet SAE quality requirements: the final assembly must meet the dimensional requirements shown in the table on the right; the hose cut must be within 5° of perpendicular, on 1” hose this is less than 3/32”; and coupling orientation must be within 2° of specification, orientation which is off as little as one percent can half the life of a hose assembly.

Best practice to achieve these requirements is to begin by dry fitting all components of the assembly, then measure from one end of a coupling to the opposite end of the cut hose, crimp the coupling and measure the change in length. This will give a good estimate of change in hose length due to the crimping process, and allow for compensation. The use of witness marks to verify orientation and coupling insertion depth is also encouraged.

When measuring a hose assembly, the point at which the ends of the assembly are measured will depend on the style and construction of the couplings. A summary of measurement points is shown below. More detailed information is available in the tech note “Overall Length of Hose Assemblies.”

Assembly OAL (in)	Tolerance (in)
≤ 12	±0.125
12 < L ≤ 18	±0.1875
18 < L ≤ 36	±0.25
> 36	+ 1%*
*to the nearest 0.125 inches	

Assembly length tolerance (SAE J517)

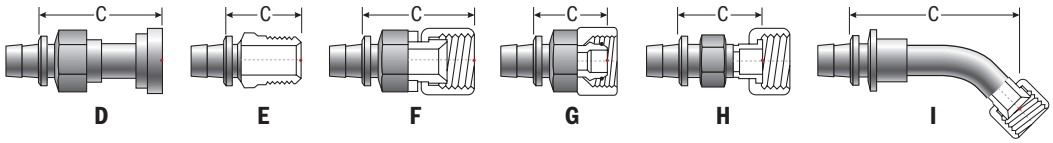

Coupling termination measurement points, from left to right: D) flange, E) straight male, F) US spec (SAE, JIC, NPSM), G) International spec (DIN, BSP, GAZ)., H) FFOR and I) bent (elbow) couplings

HOW TO MAKE HOSE ASSEMBLIES OF SPECIFIC LENGTHS - CONTINUED

OVERALL ASSEMBLY LENGTH - C1 - C2 = HOSE CUT LENGTH - CONTINUED

When you order hydraulic assemblies, be sure the following information is included as shown in the illustrations below:

1. Quantity of assemblies required
2. Hose catalog description (dash size and type)
3. First coupling dash size and end style
4. Second coupling dash size and end style
5. Offset angle or orientation of couplings must be specified if both couplings contain bent tube ends
6. Assembly overall length

EXAMPLE:

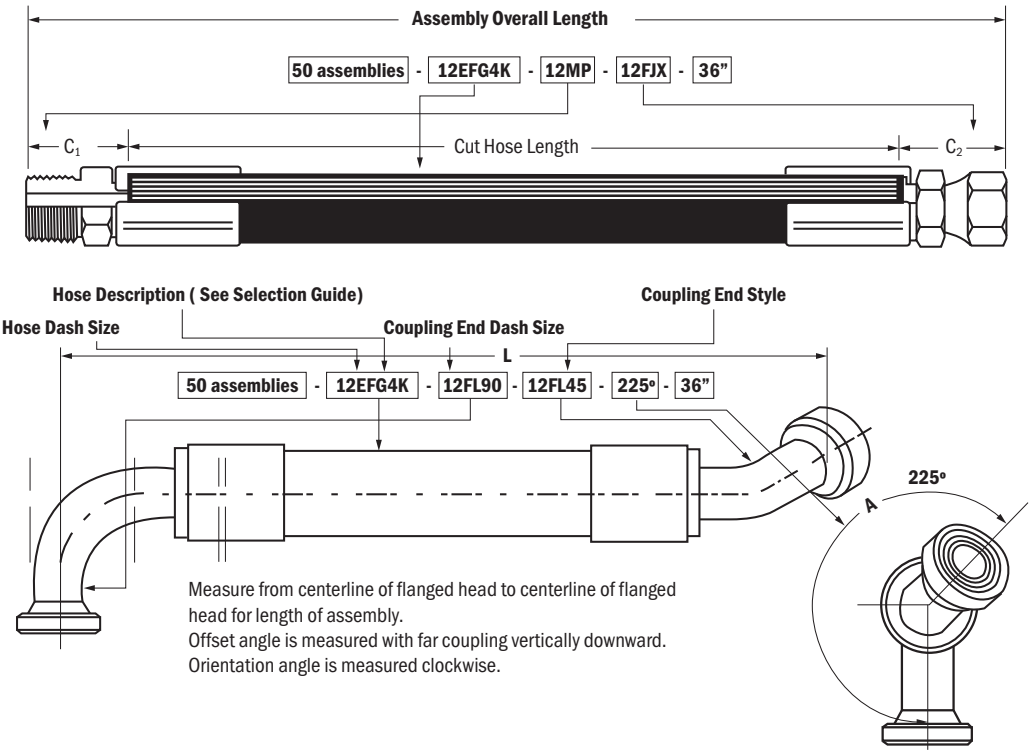

CAUTION: Rated working pressure of the application should always determine selection of hose. Used up to the recommended rated working pressure, the hose will provide normal service life before replacement is required.

When new, the hose described in this catalog will meet or exceed the minimum burst pressure listed in the hose specification tables. However—as with any hose in the industry—after the hose has been impulsed for a length of time, minimum burst pressure will decrease from the figure shown in the specification tables.

Temperature ranges specified for specific hose refer to recommended temperature limits of fluids being conveyed or ambient temperatures. Exceeding these limits will cause degradation of material compounds and reduce hose service life.

HOSE/CPLG. SELECTION
EQUIPMENT
HOSE SPECIFICATION
GLOBALSPIRAL COUPLINGS
STAINLESS STEEL SPIRAL COUPLINGS
MEGACRIMP COUPLINGS
STAINLESS STEEL BRAID COUPLINGS
POWER CRIMP COUPLINGS
FIELD ATTACHABLE - TYPE T COUPLINGS
FIELD ATTACHABLE - C5 COUPLINGS
FIELD ATTACHABLE - LOCK-ON COUPLINGS
C14 COUPLINGS & ASSEMBLIES
GLP & GL COUPLINGS
GLX COUPLINGS
PCTS THERMOPLASTIC COUPLINGS
POLARSEAL COUPLINGS (ACA, ACB, ACC)
POWER STEERING CPLGS. & TOC ASSEMBLIES
ADAPTERS
QUICK DISCONNECT COUPLERS
BALL VALVES
LIVE SWIVELS
ACCESSORIES
AIR BRAKE CPLGS. & ASSEMBLIES
KITS
BRASS

HOSE/CPLG. SELECTION
EQUIPMENT
HOSE SPECIFICATION
GLOBALSPIRAL COUPLINGS
STAINLESS STEEL SPIRAL COUPLINGS
MEGACRIMP COUPLINGS
STAINLESS STEEL BRAID COUPLINGS
POWER CRIMP COUPLINGS
FIELD ATTACHABLE - TYPE T COUPLINGS
FIELD ATTACHABLE - C5 COUPLINGS
FIELD ATTACHABLE - LOCK-ON COUPLINGS
C14 COUPLINGS & ASSEMBLIES
GLP & GL COUPLINGS
GLX COUPLINGS
PCTS THERMOPLASTIC COUPLINGS
POLARSEAL COUPLINGS (ACA, ACB, ACC)
POWER STEERING CPLGS. & TOC ASSEMBLIES
ADAPTERS
QUICK DISCONNECT COUPLERS
BALL VALVES
LIVE SWIVELS
ACCESSORIES
AIR BRAKE CPLGS. & ASSEMBLIES
KITS
BRASS

HOW TO DESCRIBE GATES HYDRAULIC HOSE ASSEMBLIES

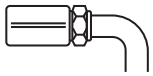

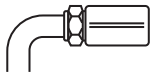

COUPLING A INFORMATION

☐ Male ☐ Female

Angle ____ °

Drop: ☐ S ☐ M ☐ L ☐ XL

or Drop Length _____ (mm)

	Thread
☐ JIC (37° Flare)	_____
☐ NPTF	_____
☐ O-Ring Boss	_____
☐ Flat-Face O-Ring (ORFS)	_____
☐ Code 61	_____
☐ Code 62	_____
☐ BSPP	_____
☐ DIN (Light/Heavy)	_____
☐ Other	_____

HOSE TYPE

Gates _____ I.D. _____

or

SAE 100R _____

Dash Size:

☐ 2 ☐ 3 ☐ 4 ☐ 5 ☐ 6
☐ 8 ☐ 10 ☐ 12 ☐ 16 ☐ 20
☐ 24 ☐ 32 ☐ 40 ☐ 48 ☐ 56
☐ 64

Temperature _____ °

Working Pressure (psi):

☐ 100 ☐ 101-250
☐ 250-499 ☐ 500-1000
☐ 1001-2999 ☐ 3000-3999
☐ 4000-5999 ☐ 6000

Application

☐ Return Line ☐ Pressure Line
☐ Intake Line ☐ High Pressure Line
☐ Special Fluid _____

COUPLING B INFORMATION

☐ Male ☐ Female

Angle ____ °

Drop: ☐ S ☐ M ☐ L ☐ XL

or Drop Length _____ (mm)

	Thread
☐ JIC (37° Flare)	_____
☐ NPTF	_____
☐ O-Ring Boss	_____
☐ Flat-Face O-Ring (ORFS)	_____
☐ Code 61	_____
☐ Code 62	_____
☐ BSPP	_____
☐ DIN (Light/Heavy)	_____
☐ Other	_____

HOSE GUARDS

Overall Length _____ ☐ In. ☐ mm

Coupling Orientation: _____ °

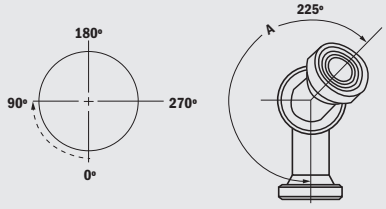

Measure from centerline of flanged head to centerline of flanged head for length of assembly.

Offset angle is measured with far coupling vertically downward.

Orientation angle is measured clockwise.

	Full Length	Partial Length	From End of Coupling
LifeGuard™ Sleeve 	☐	_____	_____
Wire Spring 	☐	_____	_____
Flat Armor Spring 	☐	_____	_____
Nylon Sleeve 	☐	_____	_____
Plastic Coil Sleeve 	☐	_____	_____

HOSE ASSEMBLIES ROUTING TIPS

Proper hose installation is essential for satisfactory performance. If hose length is excessive, the appearance of the installation will be unsatisfactory and unnecessary cost of equipment will be involved.

If hose assemblies are too short to permit adequate flexing and changes in length due to expansion or contraction, hose service life will be reduced.

The following diagrams show proper hose installations which provide maximum performance and cost savings. Consider these examples in determining length of a specific assembly.

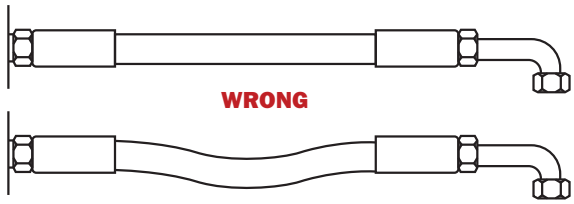

When hose installation is straight, allow enough slack in hose line to provide for length changes which will occur when pressure is applied.

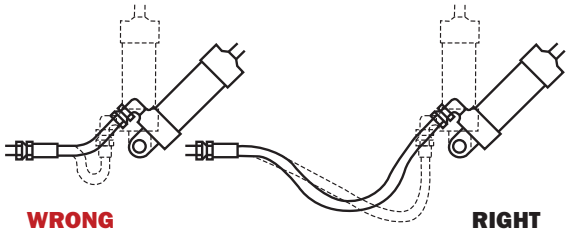

Adequate hose length is necessary to distribute movement on flexing applications and to avoid abrasion.

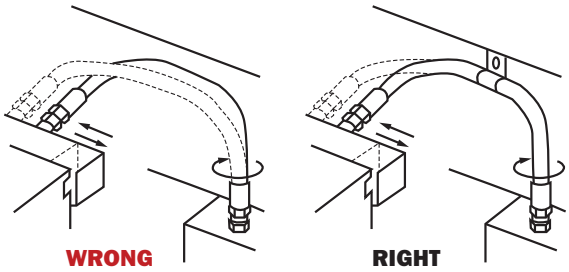

Avoid twisting of hose lines bent in two planes by clamping hose at change of plane.



Reduce number of pipe thread joints by using hydraulic adapters instead of pipe fittings.



When radius is below the required minimum, use an angle adapter to avoid sharp bends.

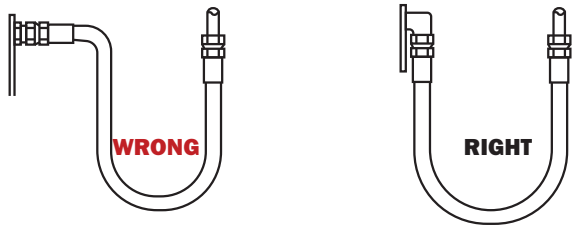

Use proper angle adapters to avoid tight bend in hose.

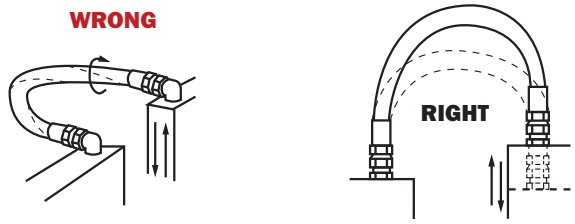

Prevent twisting and distortion by bending hose in same plane as the motion of the port to which hose is connected.

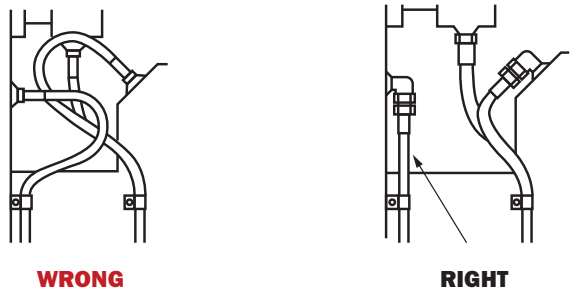

Route hose directly by using 45° and/or 90° adapter and fittings. Avoid excessive hose length to improve appearance.

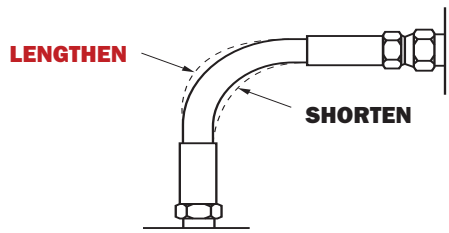

NOTE: To allow for length changes when hose is pressurized, do not clamp at bends so that curves will absorb changes. Do not clamp high and low pressure lines together.

HOSE/CPLG. SELECTION
EQUIPMENT
HOSE SPECIFICATION
GLOBALSPIRAL COUPLINGS
STAINLESS STEEL SPIRAL COUPLINGS
MEGACRIMP COUPLINGS
STAINLESS STEEL BRAID COUPLINGS
POWER CRIMP COUPLINGS
FIELD ATTACHABLE - TYPE T COUPLINGS
FIELD ATTACHABLE - C5 COUPLINGS
FIELD ATTACHABLE - LOCK-ON COUPLINGS
C14 COUPLINGS & ASSEMBLIES
GLP & GL COUPLINGS
GLX COUPLINGS
PCTS THERMOPLASTIC COUPLINGS
POLARSEAL COUPLINGS (ACA, ACB, ACC)
POWER STEERING CPLGS. & TOC ASSEMBLIES
ADAPTERS
QUICK DISCONNECT COUPLERS
BALL VALVES
LIVE SWIVELS
ACCESSORIES
AIR BRAKE CPLGS. & ASSEMBLIES
KITS
BRASS

HOSE/CPLG. SELECTION
EQUIPMENT
HOSE SPECIFICATION
GLOBALSPIRAL COUPLINGS
STAINLESS STEEL SPIRAL COUPLINGS
MEGACRIMP COUPLINGS
STAINLESS STEEL BRAID COUPLINGS
POWER CRIMP COUPLINGS
FIELD ATTACHABLE - TYPE T COUPLINGS
FIELD ATTACHABLE - C5 COUPLINGS
FIELD ATTACHABLE - LOCK-ON COUPLINGS
C14 COUPLINGS & ASSEMBLIES
GLP & GL COUPLINGS
GLX COUPLINGS
PCTS THERMOPLASTIC COUPLINGS
POLARSEAL COUPLINGS (ACA, ACB, ACC)
POWER STEERING CPLGS. & TOC ASSEMBLIES
ADAPTERS
QUICK DISCONNECT COUPLERS
BALL VALVES
LIVE SWIVELS
ACCESSORIES
AIR BRAKE CPLGS. & ASSEMBLIES
KITS
BRASS

HOSE ASSEMBLIES ROUTING TIPS - CONTINUED

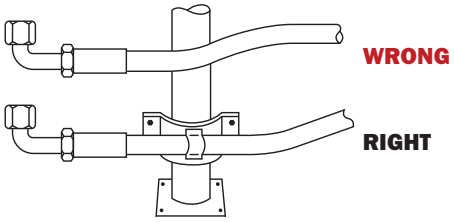

High ambient temperatures shorten hose life, so make sure hose is kept away from hot parts. If this is not possible, insulate hose.

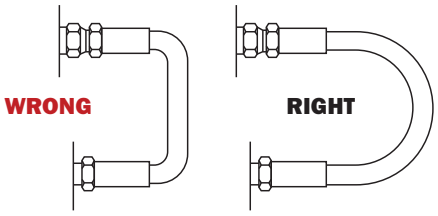

To avoid hose collapse and flow restriction, keep hose bend radius as large as possible. Refer to hose specification tables for minimum bend radius.

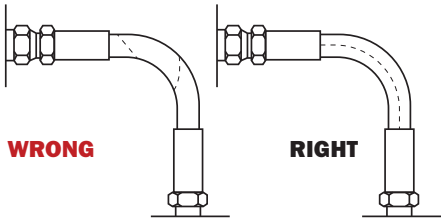

When installing hose, make sure it is not twisted. Pressure applied to a twisted hose can result in hose failure or loosening of connections.

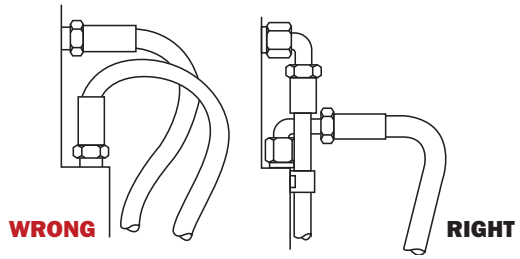

Elbows and adapters should be used to relieve strain on the assembly, and to provide neater installations which will be more accessible for inspection and maintenance.

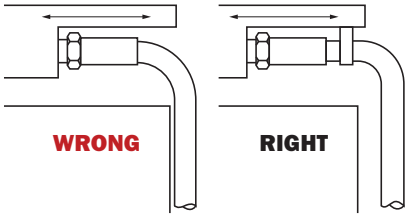

Run hose in the installation so that it avoids rubbing and abrasion. Often, clamps are required to support long hose runs or to keep hose away from moving parts. Use clamps of the correct size. A clamp too large allows hose to move inside the clamp and causes abrasion.

HYDRAULIC FLARELESS ASSEMBLY PROCEDURE

(PER SAE J514 6.1.3 AND 6.1.4)

1. Bottom the tube in the coupling, and tighten the nut until the ferrule just grips the tube. With a little experience, the technician can determine this point by feel. If the couplings are bench assembled, the gripping action can be determined by rotating the tube by hand as the nut is drawn down. When the tube can no longer be turned by hand, the ferrule has started to grip the tube.
2. After the ferrule grips the tube, tighten the nut one full turn. This may vary slightly with different tubing materials, but for general practice, it is a good rule for the technician to follow.

GATES FIELD ATTACHABLE COUPLING INSTALLATION

Field attachable couplings may be attached to hose without a crimper. In some cases, if removed couplings are in good condition they may be reused on a new hose. Below are the basic steps in the assembly of reusable couplings.

INSTALLATION OF GATES FIELD ATTACHABLE COUPLINGS:

1. Cut the hose end square with fine-tooth hacksaw or cut-off saw, the cut must be within 5° of perpendicular.

2. At a minimum be sure to blow out the hose to remove any rubber or metal dust, if higher levels of cleanliness are required utilize the MegaClean™ system.

3. Be sure to thoroughly oil the stem and the inside of the hose. This is critical to ensure that the ferrule and stem are easily placed onto the hose, without removing tube or cover material.



4. Secure the ferrule in a vise or adjustable wrench, then using a clockwise motion, thread the hose into the socket until it bottoms out on the inside shoulder of the socket. Once fully inserted, using a counterclockwise motion, turn the hose back one-half turn.



5. With the hose and ferrule secured, thread the stem into the hose and socket in a clockwise motion until the stem hex contacts the ferrule. For production environments a Gates reusable coupling will speed up this installation.



6. Finally clean the assembly to ensure that the desired cleanliness levels are achieved. Follow the same procedure as in step 2.

For any questions regarding Gates hydraulic and industrial hose products or to verify latest version of this note, please contact Product Application in Colorado at (303) 744-5070 or by e-mail at **FPPASUPPORT@gates.com**

HOSE/CPLG. SELECTION
EQUIPMENT
HOSE SPECIFICATION
GLOBALSPIRAL COUPLINGS
STAINLESS STEEL SPIRAL COUPLINGS
MEGACRIMP COUPLINGS
STAINLESS STEEL BRAID COUPLINGS
POWER CRIMP COUPLINGS
FIELD ATTACHABLE - TYPE T COUPLINGS
FIELD ATTACHABLE - C5 COUPLINGS
FIELD ATTACHABLE - LOCK-ON COUPLINGS
C14 COUPLINGS & ASSEMBLIES
GLP & GL COUPLINGS
GLX COUPLINGS
PCTS THERMOPLASTIC COUPLINGS
POLARSEAL COUPLINGS (ACA, ACB, ACC)
POWER STEERING CPLGS. & TOC ASSEMBLIES
ADAPTERS
QUICK DISCONNECT COUPLERS
BALL VALVES
LIVE SWIVELS
ACCESSORIES
AIR BRAKE CPLGS. & ASSEMBLIES
KITS
BRASS

HOSE/CPLG. SELECTION
EQUIPMENT
HOSE SPECIFICATION
GLOBALSPIRAL COUPLINGS
STAINLESS STEEL SPIRAL COUPLINGS
MEGACRIMP COUPLINGS
STAINLESS STEEL BRAID COUPLINGS
POWER CRIMP COUPLINGS
FIELD ATTACHABLE - TYPE T COUPLINGS
FIELD ATTACHABLE - C5 COUPLINGS
FIELD ATTACHABLE - LOCK-ON COUPLINGS
C14 COUPLINGS & ASSEMBLIES
GLP & GL COUPLINGS
GLX COUPLINGS
PCTS THERMOPLASTIC COUPLINGS
POLARSEAL COUPLINGS (ACA, ACB, ACC)
POWER STEERING CPLGS. & TOC ASSEMBLIES
ADAPTERS
QUICK DISCONNECT COUPLERS
BALL VALVES
LIVE SWIVELS
ACCESSORIES
AIR BRAKE CPLGS. & ASSEMBLIES
KITS
BRASS

INSTALLATION OF LIFEGUARD™ LINE-OF-SIGHT SLEEVING

1. Determine LifeGuard™ sleeve length using the following guidelines:

Sleeve length should exceed the length of free hose (distance between clamps that hold sleeve on) by the following amount:

LifeGuard Sleeve Length = Free Hose Length (in) x 1.05
All the decimals are rounded up to a full inch
For example: 11 ¾" free hose length x 1.05 = 12.34" ~ 13" LifeGuard sleeve length

NOTE: A minimum of ¾"of sleeve must extend beyond the clamps to properly clamp the sleeve. Sleeve cannot extend over the hex part of the fitting.

2. A hot knife is recommended to cut the sleeve as it will seal the ends as it cuts and keep the sleeving from unraveling. Gates also sells a guide table which keeps the sleeving in the correct, slightly open position to help simplify this process. Failure to use the guide table with the hot knife could result in both edges of the sleeve being melted together, which in turn makes hose insertion impossible. If a hot knife is not available, cut sleeve with sharp scissors, and seal the edges of the sleeve to prevent unraveling and to strengthen it. Use flame torch to seal the inside white lining to the black outer sheath. Make sure sleeve end is spread apart before sealing ends with flame.



3. Before inserting the stems and crimping, verify whether the LifeGuard sleeve and collars can be installed after the couplings are crimped or must be installed prior to crimping the couplings.

a. If the collars will fit over at least one of the couplings and also clear the backup hex nut, then the sleeve and collars can be assembled after the hose assembly is completely crimped.

b. If the collars will not freely clear the termination and backup hex of at least one of the stems, then the sleeve and collars must be slid over the hose before crimping. In certain cases it may be desirable to do this anyway, even if the collars will fit. (An example would be when an assembly that uses long drop 90° couplings at both ends.)

4. The LifeGuard line-of-sight sleeve consists of two sleeves woven one inside the other. When inserting the hose, it is critical that the hose is positioned inside the white inner sleeve. Be careful not to snag the inside lining of the sleeve while inserting hose. If hose does not glide in easily, use hose insertion tool.

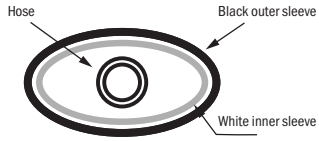

5. The aluminum collars must be free of burrs, sharp edges, gash marks and surface cracks/indentations. Embossing of these collars is permissible. The crimp O.D. for the aluminum collars depends on the hose type and ferrule used. Look up the proper crimp O.D. in eCrimp® (www.gates.com/ecrimp). Select "Find Crimp Specs" and select your crimper model. Then select the "Accessories" tab. Select the hose, size, and stem type, and then Apply. This will list the correct Clamp Collar, crimper setting, and crimp OD.



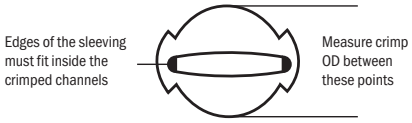

NOTE: Use PC707 LifeGuard die plate when making assemblies.

NOTE: The crimp O.D. tolerance for all aluminum collars used to hold LifeGuard line-of-sight nylon sleeving on hose assemblies is ±.005".

WARNING: Extra care must be taken when aligning the back-up hex of the coupling with the crimp dies during crimping of the LifeGuard assembly. Improperly positioned back-up hex can damage the die face.

INSTALLATION OF LIFEGUARD LINE-OF-SIGHT SLEEVING - CONTINUED

6. Dial in crimp setting and crimp sleeve onto one end of the hose assembly.

7. To take the slack out of the sleeve, roll or twist the hose. This will take-up the excess in the sleeve, and help with crimping the other end of the assembly.

8. Pull back any remaining excess of the sleeve. Hold it in place and crimp the other end of the assembly.

9. LifeGuard crimp collars require specialized dies for their installation, since the final form of the collar is very different from a standard crimp. Use eCrimp and the Accessories tab for specifications on LifeGuard sleeve size, clamp collar and different die sets for each hose/coupling combination.

- For PC707 crimper, use the LifeGuard Plate 78761, 7482-1422 and 707 LifeGuard dies.



- For GC®32 crimper, use special LifeGuard notched die sets. Once the die has been selected, care must be taken to ensure the die fingers are installed correctly. When using the LifeGuard die set, the fingers are properly aligned when the colored stripe forms a straight line across the die.



10. Your LifeGuard assembly is now complete.



HOSE/CPLG. SELECTION
EQUIPMENT
HOSE SPECIFICATION
GLOBALSPIRAL COUPLINGS
STAINLESS STEEL SPIRAL COUPLINGS
MEGACRIMP COUPLINGS
STAINLESS STEEL BRAID COUPLINGS
POWER CRIMP COUPLINGS
FIELD ATTACHABLE - TYPE T COUPLINGS
FIELD ATTACHABLE - C5 COUPLINGS
FIELD ATTACHABLE - LOCK-ON COUPLINGS
C14 COUPLINGS & ASSEMBLIES
GLP & GL COUPLINGS
GLX COUPLINGS
PCTS THERMOPLASTIC COUPLINGS
POLARSEAL COUPLINGS (ACA, ACB, ACC)
POWER STEERING CPLGS. & TOC ASSEMBLIES
ADAPTERS
QUICK DISCONNECT COUPLERS
BALL VALVES
LIVE SWIVELS
ACCESSORIES
AIR BRAKE CPLGS. & ASSEMBLIES
KITS
BRASS

HOSE/CPLG. SELECTION
EQUIPMENT
HOSE SPECIFICATION
GLOBALSPIRAL COUPLINGS
STAINLESS STEEL SPIRAL COUPLINGS
MEGACRIMP COUPLINGS
STAINLESS STEEL BRAID COUPLINGS
POWER CRIMP COUPLINGS
FIELD ATTACHABLE - TYPE T COUPLINGS
FIELD ATTACHABLE - C5 COUPLINGS
FIELD ATTACHABLE - LOCK-ON COUPLINGS
C14 COUPLINGS & ASSEMBLIES
GLP & GL COUPLINGS
GLX COUPLINGS
PCTS THERMOPLASTIC COUPLINGS
POLARSEAL COUPLINGS (ACA, ACB, ACC)
POWER STEERING CPLGS. & TOC ASSEMBLIES
ADAPTERS
QUICK DISCONNECT COUPLERS
BALL VALVES
LIVE SWIVELS
ACCESSORIES
AIR BRAKE CPLGS. & ASSEMBLIES
KITS
BRASS

COUPLING SELECTION

END CONFIGURATION SELECTION

It is important to keep in mind that the hose assembly (coupling and hose) is only one component of the system. In choosing the correct end terminations for the couplings attached to the hose, formal design standards and sound engineering judgement should be used. In the absence of formal design standards, consider the following factors in choosing the proper end termination:

- Pressure
- Impulse frequency, amplitude and wave form
- Vibration
- Corrosion
- Dissimilar metals (galvanic corrosion)
- Maintenance procedures and frequency
- Installation reliability
- Connection's risk in the system
- Exposure to the elements
- Operator's and/or bystander's exposure to the connection
- Installation, operation and service activities and practices that affect safety

If there are any questions as to what end fittings should be used, Gates recommends that you consult your field sales representative or the Gates Hose and Connector Product Application Group for assistance.

STEM AND FERRULE SELECTION

Choose the proper stem and ferrule combination for the hose by using the Gates eCrimp phone application or by using the eCrimp online database at www.gates.com/ecrimp.

FOR OTHER HOSE AND COUPLING CONFIGURATIONS, REFERENCE WWW.GATES.COM/ECRIMP

After determining the proper coupling components, refer to the Table of Contents in this catalog to find the proper coupling section. The ferrules are at the end of each coupling section.

Stem Selection

Different hose may require different coupling styles. To make your selection, determine the correct stem to be used. There are two functional ends of the stem to consider:

1. The hose end for hose attachment;
2. The thread end for port attachment.

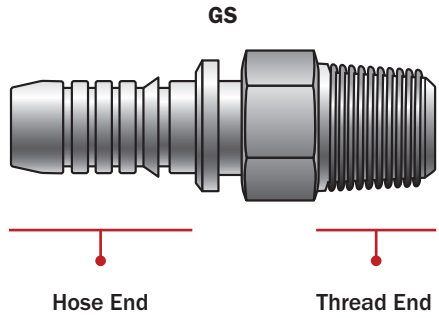

References to the coupling type(s) recommended for a specific hose are listed on the individual hose data pages; for example, EFG5K hose specifies GS couplings.

The thread end of a coupling (or adapter) can be identified by comparing the coupling being replaced or by measuring the port or thread end to which it is to be attached.

See thread end identification nomenclature.

FERRULE SELECTION

Gates offers 1-piece and 2-piece hose couplings. One-piece couplings like G,GL, & GLX have the ferrule already staked onto the stem as a single component and no additional step is needed for selecting an appropriate ferrule.

Two-piece couplings like GS will be a stem and a ferrule offered separately. There are different ferrules offered for the different stem types, depending on whether a hose is wire braid or spiral. It is important to verify the appropriate ferrule to use by looking at the crimp data and specified ferrule in eCrimp.

COUPLING SELECTION - CONTINUED

COUPLING AND ADAPTER END-STYLE NOMENCLATURE

Gates couplings feature a meaningful description by combining end-style codes shown below that make thread end identification fast and easy. Always refer to Gates eCrimp app or online database when selecting hose and coupling combinations.

In the following example, the Gates description 12GS-12FJX90L identifies a GlobalSpiral™ Female JIC Swivel 90° Bend Long Drop coupling for -12 (3/4") hose size and -12 (3/4") stem size.

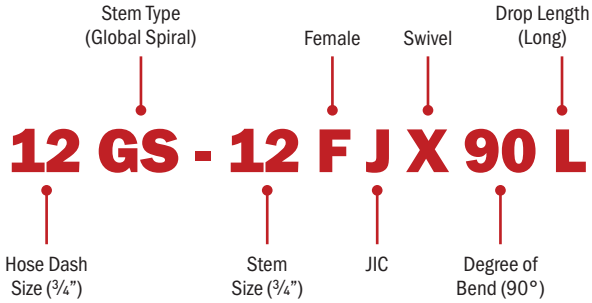

CODE	DESCRIPTION
A	Adapterless
AB	Air Brake
ABC	Air Brake Compression
API	API Unions
B	Brass
BBDS	British Bonded Seal
BFF	British Flat-Face
BJ	Banjo
BKHD	Bulkhead
BL	Block
BS	Bite Sleeve
BSPP	British Standard Pipe Parallel
BSPT	British Standard Pipe Tapered
C	Caterpillar Flange
CC	Clamping Collar
D	DIN
F	Female
FB	Female Boss
FBO	Female Braze-on Stem
FWO	Female Weld-on
FF	Flat-Face
FGX	French GAZ Swivel
FN	Flareless Nut
FOR	Flat-Face O-Ring
FS	Flareless Sleeve
FL	Code 61 O-Ring Flange
FLC	Caterpillar Style O-Ring Flange
FLH	Code 62 O-Ring Flange Heavy
FLOS	Flange O-Ring Special
FT	Female SAE Tube
G	Grease Thread
H	Heavy
HLE	Hose Length Extender
HLEC	Hose Length Extender (Caterpillar)
HM	Hose Mender
HU	Hammer Union

CODE	DESCRIPTION
I	Inverted Flare
J	JIC (37° Flare)
JIS	Japanese Industrial Standard
K	Komatsu Style (Japanese 30° Seat)
L	Light
LN	Lock Nut
M	Male
MB	Male Boss
MBAX	Male Boss Adapterless Swivel
MBDS	Metric Bonded Seal
MFA	Male Flareless Assembly
MKB	Metric Kobelco
MM	Metric Male
MN	Metric Nut
MPG	Male Special Grease Fitting
MPLN	Male Pipe Long Nose
MLSP	Metric Light Standpipe
MSP	Metric Standpipe
NASP	North American Standpipe
OR	O-Ring
P	Pipe Thread (NPTF or NPSM)
PL	Press Lok™
PT	Port
PWX	Pressure Washer Swivel
QLH	Quick-Lok™ High
QLL	Quick-Lok™ Low
R	Field Attachable
S	SAE (45° Flare)
SL	Spring Lock
SP	Special
SS	Stainless Steel
TORSP	Universal Tee O-Ring Splicer
TS	Tube Sleeve
TSN	Tube Sleeve Nut
X	Swivel
Z	Parker Triple Thread

HOSE/CPLG. SELECTION
EQUIPMENT
HOSE SPECIFICATION
GLOBALSPIRAL COUPLINGS
STAINLESS STEEL SPIRAL COUPLINGS
MEGACRIMP COUPLINGS
STAINLESS STEEL BRAID COUPLINGS
POWER CRIMP COUPLINGS
FIELD ATTACHABLE - TYPE T COUPLINGS
FIELD ATTACHABLE - C5 COUPLINGS
FIELD ATTACHABLE - LOCK-ON COUPLINGS
C14 COUPLINGS & ASSEMBLIES
GLP & GL COUPLINGS
GLX COUPLINGS
PCTS THERMOPLASTIC COUPLINGS
POLARSEAL COUPLINGS (ACA, ACB, ACC)
POWER STEERING CPLGS. & TOC ASSEMBLIES
ADAPTERS
QUICK DISCONNECT COUPLERS
BALL VALVES
LIVE SWIVELS
ACCESSORIES
AIR BRAKE CPLGS. & ASSEMBLIES
KITS
BRASS

HOSE/CPLG. SELECTION
EQUIPMENT
HOSE SPECIFICATION
GLOBALSPIRAL COUPLINGS
STAINLESS STEEL SPIRAL COUPLINGS
MEGACRIMP COUPLINGS
STAINLESS STEEL BRAID COUPLINGS
POWER CRIMP COUPLINGS
FIELD ATTACHABLE - TYPE T COUPLINGS
FIELD ATTACHABLE - C5 COUPLINGS
FIELD ATTACHABLE - LOCK-ON COUPLINGS
C14 COUPLINGS & ASSEMBLIES
GLP & GL COUPLINGS
GLX COUPLINGS
PCTS THERMOPLASTIC COUPLINGS
POLARSEAL COUPLINGS (ACA, ACB, ACC)
POWER STEERING CPLGS. & TOC ASSEMBLIES
ADAPTERS
QUICK DISCONNECT COUPLERS
BALL VALVES
LIVE SWIVELS
ACCESSORIES
AIR BRAKE CPLGS. & ASSEMBLIES
KITS
BRASS

COUPLING SELECTION - CONTINUED

THREAD END DASH SIZES, DESCRIPTIONS AND DIMENSIONS

COUPLING DASH SIZE AND END STYLE

Coupling dash size is a shorthand method of denoting the size of a particular end fitting **(see Thread Chart)**.

EXAMPLE: 12MP denotes a 3/4" male pipe thread end fitting. The corresponding thread description for a 3/4" pipe thread is 3/4 -14 NPTF solid male.

EXAMPLE: 12FJX denotes a 3/4" female JIC swivel (37° seat) end fitting. The corresponding thread description for a 3/4" JIC thread is 1-1/16 – 12 JIC 37° flare swivel female.

EXAMPLE: 12FL denotes a 3/4" SAE standard pressure (Code 61) flange fitting. This is the standard fitting description for a 3/4" SAE standard pressure flange.

TERMINATION DROP LENGTHS

Bent tube couplings carry a suffix designation that specifies the degree of bend and the length of the drop.

For example, a 12FJX90S is a female JIC swivel with a 90-degree bend. The "S" designates an SAE J516 short drop length. Standard drop lengths are specified in SAE J516. Flat-face and metric couplings meet ISO-12151-1 drop length specifications. In some cases, drop lengths can vary from manufacturer to manufacturer.

S – Short Drop

M – Medium Drop

L – Long Drop

XL – Extra Long Drop

Special, non-industry standard drop lengths are designated with a numerical suffix instead of the S, M, L code. For example, a **12FJX90-075** designates a 75mm drop.

JIC 37° PER SAE J516 AND ISO 12151-5			
Hose Size	Short Drop (mm)	Medium Drop (mm)	Long Drop (mm)
-4	21	32	46
-5	21	32	46
-6	23	38	54
-8	29	41	64
-10	32	47	70
-12	48	58	96
-16	56	71	114
-20	64	78	129
-24	69	86	141
-32	88	140	222

FLANGE CODE 61 OR 62 PER SAE J516 AND ISO 12151-3			
Hose Size	Short Drop (mm)	Medium Drop (mm)	Long Drop (mm)
-8	-	40	99
-12	-	58	133
-16	61	70	154
-20	68	90	189
-24	81	104	220
-32	120	138	275
-40	118	-	-
-48	141	-	-
-24	69	86	141
-32	88	140	222

THREAD END CATALOG DESCRIPTIONS

Gates coupling ends shown on the following pages are accepted as industry standards. See detailed catalog listings for availability of specific hose/coupling combinations, detailed descriptions, thread end configurations such as swivels, bent tubes and special ends.

SEALING TYPES FOR HYDRAULIC COUPLINGS

When identifying hydraulic couplings, it is important to identify the type of seal made. There are four major types of coupling interfaces used in hydraulics today: Thread Interface, O-Rings, Mated Angle or Mechanical Joint and Mated Angle with O-Ring. These interfaces have developed differently in different parts of the world. In the following pages, country of origin and the coupling styles found in each country are identified. Brief descriptions and dimensional data help identify your particular coupling style.

IDENTIFYING COUPLINGS IS AS EASY AS 1-2-3!

1. DETERMINE SEAL TYPE.

- Thread Interference
- O-Ring
- Mated Angle or Mechanical Joint
- Mated Angle with O-Ring

Thread Interference. A characteristic of this thread is that the male is slightly tapered. The female may or may not be tapered. As the male is threaded into the female, the edges of the thread distort by flattening out. This distortion creates the seal.
O-Ring. The o-ring on the male being compressed against the corresponding female makes this seal. This type of seal is excellent for high-pressure applications. The threads pull the fitting against the port, trap the o-ring and flatten it to form a tight seal.
Mated Angle or Mechanical Joint. Different angles are used to create the seal. The seal takes place where the two angles meet and are wedged into one another. These can be cut with the angle either being inverted or standard. Standard seat couplings have the nose angle of the male on the outer surface of the coupling. Inverted seat couplings contain the nose angle of the male on the inside bore of the coupling.
Mated Angle with O-Ring. These couplings are a hybrid, which use both the mated angle and the o-ring to make the seal.

2. VISUAL IDENTIFICATION.

Thread Interference. These are the easiest because the only factor here is whether the termination is male or female. Couplings that use this seal are:

TAPERED THREAD

National Pipe Tapered

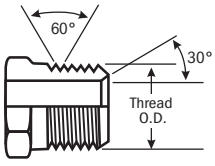

NPTF Solid Male (MP)

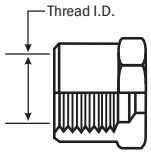

NPTF or NPSF Solid Female (FP)

British Standard Pipe Tapered

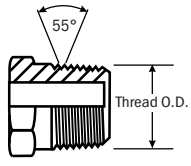

BSPT Male (MBSPT)

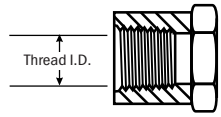

BSPT Female

O-Ring. Two determinations are needed:
A. O-Ring Location – Flange Groove, Outside, or on the Nose Seat
B. Coupling Termination – Male or Female

HOSE/CPLG. SELECTION
EQUIPMENT
HOSE SPECIFICATION
GLOBALSPIRAL COUPLINGS
STAINLESS STEEL SPIRAL COUPLINGS
MEGACRIMP COUPLINGS
STAINLESS STEEL BRAID COUPLINGS
POWER CRIMP COUPLINGS
FIELD ATTACHABLE - TYPE T COUPLINGS
FIELD ATTACHABLE - C5 COUPLINGS
FIELD ATTACHABLE - LOCK-ON COUPLINGS
C14 COUPLINGS & ASSEMBLIES
GLP & GL COUPLINGS
GLX COUPLINGS
PCTS THERMOPLASTIC COUPLINGS
POLARSEAL COUPLINGS (ACA, ACB, ACC)
POWER STEERING CPLGS. & TOC ASSEMBLIES
ADAPTERS
QUICK DISCONNECT COUPLERS
BALL VALVES
LIVE SWIVELS
ACCESSORIES
AIR BRAKE CPLGS. & ASSEMBLIES
KITS
BRASS

HOSE/CPLG. SELECTION
EQUIPMENT
HOSE SPECIFICATION
GLOBALSPIRAL COUPLINGS
STAINLESS STEEL SPIRAL COUPLINGS
MEGACRIMP COUPLINGS
STAINLESS STEEL BRAID COUPLINGS
POWER CRIMP COUPLINGS
FIELD ATTACHABLE - TYPE T COUPLINGS
FIELD ATTACHABLE - C5 COUPLINGS
FIELD ATTACHABLE - LOCK-ON COUPLINGS
C14 COUPLINGS & ASSEMBLIES
GLP & GL COUPLINGS
GLX COUPLINGS
PCTS THERMOPLASTIC COUPLINGS
POLARSEAL COUPLINGS (ACA, ACB, ACC)
POWER STEERING CPLGS. & TOC ASSEMBLIES
ADAPTERS
QUICK DISCONNECT COUPLERS
BALL VALVES
LIVE SWIVELS
ACCESSORIES
AIR BRAKE CPLGS. & ASSEMBLIES
KITS
BRASS

SEALING TYPES FOR HYDRAULIC COUPLINGS - CONTINUED

O-RING LOCATION

Flange Groove O-Ring Flange - SAEJ1518

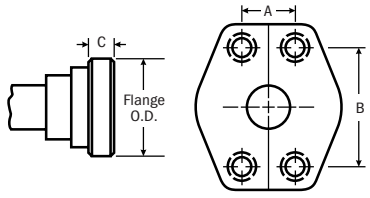

Flange Head (FL/FLH, FLC) | 4-Bolt Split Flange

O-Ring Boss

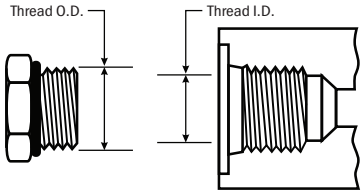

Male (MB, MBX) | Female Port (FB)

Flat-Face or Face Seal

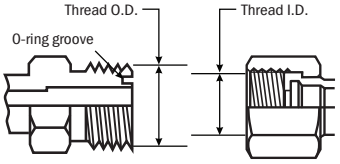

Male (MFFOR) | Female (FFORX)

Mated Angle or Mechanical Joint. Determine:

A. Nose Seat – Standard or Inverted **B.** Seat Angle (See Measuring Seat Angles) **C.** Coupling Termination

STANDARD NOSE SEAT

JIC 37° Flare

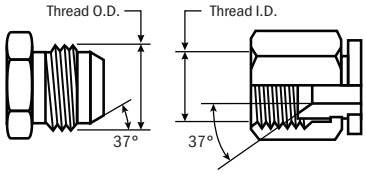

JIC 37° Male (MJ) | JIC 37° Flare Swivel Female (FJX)

37° Seat Angle

SAE 45° Flare

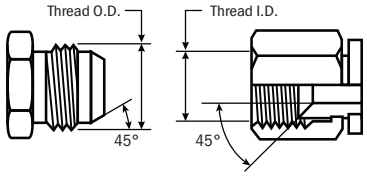

SAE 45° Flare Male (MS) | SAE 45° Flare Swivel Female (FSX)

45° Seat Angle

Japanese Industrial Standard & Komatsu

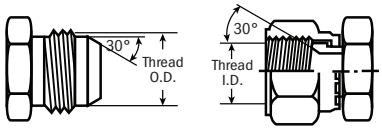

Male (MJIS, MK) | Female (FJIS, FKX)

30° Seat Angle

INVERTED NOSE SEATS

North American or Metric Stand Pipe & Male Flareless Assembly

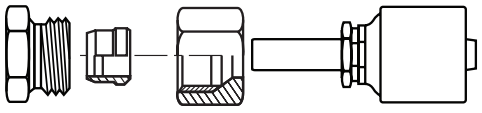

Male Fitting Body | Bite Sleeve (TS/BS/FFS) | Nut (TSN/FFN) | Standpipe Fitting (NASP, MSP, MFA)

24° Seat Angle

National Pipe Straight Mechanical

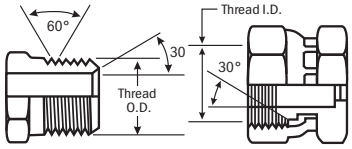

NPTF Solid Male (MP) | NPSM Swivel Female (FPX)

30° Seat Angle

SAE Inverted Flare

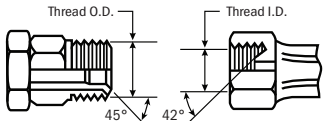

SAE Inverted Flare Swivel Male (MIX) | SAE Inverted Flare Solid Female

45° Seat Angle

Mated Angle with O-Ring. Determine:

A. O-Ring Location
B. Nose Seat
C. Seat Angle (See Measuring Seat Angles)
D. Coupling Termination

SEALING TYPES FOR HYDRAULIC COUPLINGS - CONTINUED

INSIDE O-RING LOCATION WITH INVERTED NOSE SEAT

British Standard Pipe Parallel

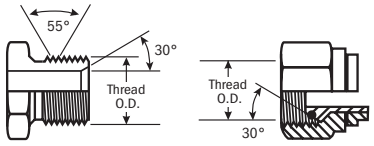

BSPP Male (MBSPP)

BSPOR Female (FBSPORX)

30° Seat Angle

DIN 24° Cone

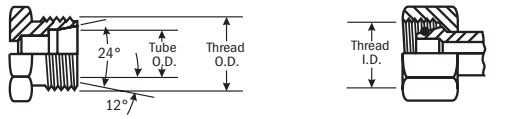

Male 24° Cone, DIN 2353 (MDL/MDH)

Female 24° Cone with O-Ring (FDLORX/FDHORX)

24° Seat Angle

For a wall poster representation of this information, order literature form number 428-7125.

MEASURING SEAT ANGLES

Using the seat gauge, determine the angle of the seat, as illustrated. When the centerline of the seat gauge extends parallel with the projected longitudinal axis of the coupling, then the angles of the gauge and seat match.

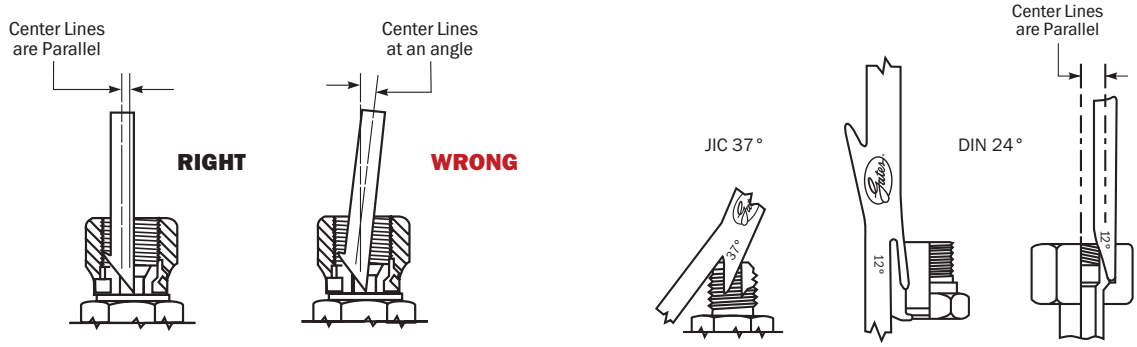

3. MEASURE THREADS.

Because some couplings have very similar characteristics, the only way to determine the correct identification is by measuring the thread. Follow the procedure below when measuring coupling threads:

NOTE: Thread binding will occur when different thread configurations are used. DO NOT mix thread configurations.

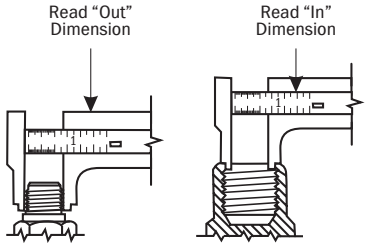

With the caliper measure the thread diameter of the largest point. (Outside Diameter (O.D.) of male threads—Inside Diameter (I.D.) of female threads.)

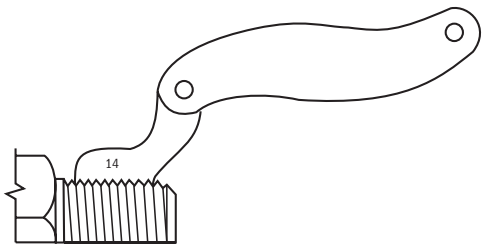

Using the thread gauge, determine the number of threads per inch. Comparison of gauge and coupling threads against a lighted background will ensure an accurate reading.

Match the measurements taken above against those in the following tables that appear to be similar to the coupling under consideration.

HOSE/CPLG. SELECTION
EQUIPMENT
HOSE SPECIFICATION
GLOBALSPIRAL COUPLINGS
STAINLESS STEEL SPIRAL COUPLINGS
MEGACRIMP COUPLINGS
STAINLESS STEEL BRAID COUPLINGS
POWER CRIMP COUPLINGS
FIELD ATTACHABLE - TYPE T COUPLINGS
FIELD ATTACHABLE - C5 COUPLINGS
FIELD ATTACHABLE - LOCK-ON COUPLINGS
C14 COUPLINGS & ASSEMBLIES
GLP & GL COUPLINGS
GLX COUPLINGS
PCTS THERMOPLASTIC COUPLINGS
POLARSEAL COUPLINGS (ACA, ACB, ACC)
POWER STEERING CPLGS. & TOC ASSEMBLIES
ADAPTERS
QUICK DISCONNECT COUPLERS
BALL VALVES
LIVE SWIVELS
ACCESSORIES
AIR BRAKE CPLGS. & ASSEMBLIES
KITS
BRASS

HOSE/CPLG. SELECTION
EQUIPMENT
HOSE SPECIFICATION
GLOBALSPIRAL COUPLINGS
STAINLESS STEEL SPIRAL COUPLINGS
MEGACRIMP COUPLINGS
STAINLESS STEEL BRAID COUPLINGS
POWER CRIMP COUPLINGS
FIELD ATTACHABLE - TYPE T COUPLINGS
FIELD ATTACHABLE - C5 COUPLINGS
FIELD ATTACHABLE - LOCK-ON COUPLINGS
C14 COUPLINGS & ASSEMBLIES
GLP & GL COUPLINGS
GLX COUPLINGS
PCTS THERMOPLASTIC COUPLINGS
POLARSEAL COUPLINGS (ACA, ACB, ACC)
POWER STEERING CPLGS. & TOC ASSEMBLIES
ADAPTERS
QUICK DISCONNECT COUPLERS
BALL VALVES
LIVE SWIVELS
ACCESSORIES
AIR BRAKE CPLGS. & ASSEMBLIES
KITS
BRASS

THREAD CHART

DASH SIZE	2	3	4	5	6	7	8	10
NPTF Pipe	1/8–27		1/4–18		3/8–18		1/2–14	
NPSM Swivel			1/4–18		3/8–18		1/2–14	
JIC 37° Flare	5/16–24	3/8–24	7/16–20	1/2–20	9/16–18		3/4–16	7/8–14
SAE 45° Flare	5/16–24	3/8–24	7/16–20	1/2–20	5/8–18	11/16–16	3/4–16	7/8–14
O-Ring Boss	5/16–24	3/8–24	7/16–20	1/2–20	9/16–18		3/4–16	7/8–14
Flat-Face			9/16–18		11/16–16		13/16–16	1–14
Flareless Tube	5/16–24	3/8–24	7/16–20	1/2–20	9/16–18		3/4–16	7/8–14
SAE Inverted Flare	5/16–28	3/8–24	7/16–24	1/2–20	5/8–18	11/16–18	3/4–18	7/8–18
Compression	5/16–24	3/8–24	7/16–24	1/2–24	9/16–24	5/8–24	11/16–20	13/16–18
BSPP	1/8–28		1/4–19		3/8–19		1/2–14	5/8–14
BSPT	1/8–28		1/4–19		3/8–19		1/2–14	5/8–14
British Flat Face					3/8–19		1/2–14	
Japanese Flare	1/8–28		1/4–19		3/8–19		1/2–14	5/8–14
Japanese Pipe Tapered	1/8–28		1/4–19		3/8–19		1/2–14	5/8–14
Copper/Nylon Air Brake			7/16–24		17/32–24		11/16–20	15/16–18

METRIC THREADS								
Metric (mm)	**8**	**10**	**12**	**14**	**16**	**18**	**20**	**22**
GAZ							M20X1.5	
Komatsu				M14X1.5		M18X1.5		M22X1.5
Kobelco								
MDL			M12X1.5	M14X1.5	M16X1.5	M18X1.5	M20X1.5	M22X1.5
MDH					M16X1.5	M18X1.5	M20X1.5	M22X1.5
Metric Standpipe			M12X1.5	M14X1.5	M16X1.5	M18X1.5		M22X1.5

THREAD CHART- CONTINUED

12	14	16	20	24	32	40	48	DASH SIZE (Continued)
¾–14		1–11 ½	1 ¼–11 ½	1 ½–11 ½	2–11 ½	2 ½–8	3–8	NPTF Pipe
¾–14		1–11 ½	1 ¼–11 ½	1 ½–11 ½	2–11 ½			NPSM Swivel
1 1/16–12	1 3/16–12	1 5/16–12	1 5/8–12	1 7/8–12	2 ½–12	3–12	3 ½–12	JIC 37° Flare
1 1/16–14								SAE 45° Flare
1 1/16–12	1 3/16–12	1 5/16–12	1 5/8–12	1 7/8–12	2 ½–12			O-Ring Boss
1 3/16–12		1 7/16–12	1 11/16–12	2–12	2 ½–12			Flat-Face
1 1/16–12	1 3/16–12	1 5/16–12	1 5/8–12	1 7/8–12	2 ½–12			Flareless Tube
1 1/16–16	1 3/16–16	1 5/16–16						SAE Inverted Flare
1–18								Compression
¾–14		1–11	1 ¼–11	1 ½–11	2–11			BSPP
¾–14		1–11	1 ¼–11	1 ½–11	2–11			BSPT
¾–14		1–11						British Flat Face
¾–14		1–11	1 ¼–11	1 ½–11	2–11			Japanese Flare
¾–14		1–11	1 ¼–11	1 ½–11	2–11			Japanese Pipe Tapered
1–18								

METRIC THREADS								
24	26	30	33	36	42	45	52	Metric (mm)
M24X1.5		M30X1.5		M36X1.5		M45X1.5	M52X1.5	GAZ
M24X1.5		M30X1.5	M33X1.5	M36X2.0	M42X1.5			Komatsu
		M301.5		M36X1.5		M45X1.5		Kobelco
	M26X1.5	M30X2.0		M36X2.0		M45X2.0	M52X2.0	MDL
M24X1.5		M30X2.0		M36X2.0	M42X2.0		M52X2.0	MDH
	M26X1.5	M30X2.0		M36X2.0		M45X2.0		Metric Standpipe

HOSE/CPLG. SELECTION
EQUIPMENT
HOSE SPECIFICATION
GLOBALSPIRAL COUPLINGS
STAINLESS STEEL SPIRAL COUPLINGS
MEGACRIMP COUPLINGS
STAINLESS STEEL BRAID COUPLINGS
POWER CRIMP COUPLINGS
FIELD ATTACHABLE - TYPE T COUPLINGS
FIELD ATTACHABLE - C5 COUPLINGS
FIELD ATTACHABLE - LOCK-ON COUPLINGS
C14 COUPLINGS & ASSEMBLIES
GLP & GL COUPLINGS
GLX COUPLINGS
PCTS THERMOPLASTIC COUPLINGS
POLARSEAL COUPLINGS (ACA, ACB, ACC)
POWER STEERING CPLGS. & TOC ASSEMBLIES
ADAPTERS
QUICK DISCONNECT COUPLERS
BALL VALVES
LIVE SWIVELS
ACCESSORIES
AIR BRAKE CPLGS. & ASSEMBLIES
KITS
BRASS

HOSE/CPLG. SELECTION
EQUIPMENT
HOSE SPECIFICATION
GLOBALSPIRAL COUPLINGS
STAINLESS STEEL SPIRAL COUPLINGS
MEGACRIMP COUPLINGS
STAINLESS STEEL BRAID COUPLINGS
POWER CRIMP COUPLINGS
FIELD ATTACHABLE - TYPE T COUPLINGS
FIELD ATTACHABLE - C5 COUPLINGS
FIELD ATTACHABLE - LOCK-ON COUPLINGS
C14 COUPLINGS & ASSEMBLIES
GLP & GL COUPLINGS
GLX COUPLINGS
PCTS THERMOPLASTIC COUPLINGS
POLARSEAL COUPLINGS (ACA, ACB, ACC)
POWER STEERING CPLGS. & TOC ASSEMBLIES
ADAPTERS
QUICK DISCONNECT COUPLERS
BALL VALVES
LIVE SWIVELS
ACCESSORIES
AIR BRAKE CPLGS. & ASSEMBLIES
KITS
BRASS

COUPLING / THREAD IDENTIFICATION TOOLS



INTERNATIONAL THREAD IDENTIFICATION KIT

Part Number: 70264
Product Number: 7369-0015

Attractive carrying case suitable for counter display and field sales calls. Contains male and female metric and British gauge for identifying thread size. Also includes pocket thread I.D. kit.



NORTH AMERICAN THREAD IDENTIFICATION KIT

Part Number: 70270
Product Number: 7369-0016

Attractive carrying case suitable for counter display and field sales calls. Contains 45 anodized gauges, male and female, for identifying pipe and UN/UNF 2A/2B threads. Also includes pocket thread ID kit.



POCKET THREAD IDENTIFICATION KIT

Part Number: 86583
Product Number: 7369-4318

To properly identify the correct replacement couplings, the measuring tools shown here should be used.

Contents: Calipers
Seat Angle Gauge
Thread Gauge (North America)
Thread Gauge (International)



STAINLESS STEEL DIGITAL CALIPER

Part Number: 78241
Product Number: 7369-0322

Caliper features an easy-to-read LCD screen clearly displaying the crimp diameter digitally. Capable of four-way measurement: inside, outside, depth and step. Constructed of hardened stainless steel and comes in a handy, protective carrying case.



MEGACRIMP™ COUPLING INSERTION TOOL

Part Number: 78017
Product Number: 7482-1342

Offers an easy way to confirm the right insertion depth for all Gates wire-braid hydraulic hose. To use, simply insert the hose into its proper slot indicated by dash size, push it all the way in, check for square cut (maximum allowable angle of cut is five degrees), then mark the insertion depth on the hose.

COUPLING IDENTIFICATION

This section lists the origin and coupling style found in each country. Brief descriptions and dimensional data follows each coupling style. There are five coupling systems generally used for hydraulic connections today.

They are identified geographically or by country as:

- North American
- British
- French
- German
- Japanese

NORTH AMERICAN THREAD TYPES

PIPE THREAD ABBREVIATIONS

N - National

S - Straight Thread

F - Fuels

P - Pipe

T - Tapered Thread

M - Mechanical Joint

NPTF

National Pipe Tapered thread for Fuel is a dryseal thread. It is used for both male and female ends. The NPTF male will mate with the NPTF or NPSM female.

The NPTF male has tapered threads and a 30° inverted seat. The NPTF female has tapered threads and no seat. The seal takes place by deformation of the threads. The NPSM female has straight threads and a 30° inverted seat. The seal takes place on the 30° seat.

The NPTF connector is similar to, but not interchangeable with, the BSPT connector. The thread pitch is different in most sizes. Also, the thread angle is 60° instead of the 55° angle found on BSPT threads.

NPSM

National Pipe Straight thread for Mechanical Joint is used on the female swivel nut of pipe swivel adapters. The leak-resistant joint is not made by the sealing fit of threads, but by a tapered seat in the coupling end.

Dash Size	Nominal Size (in)	No. Threads per Inch	Female Thread	Male Thread	Max. Torque Recommendation for Dry NPTF*	
			I.D. (in)	O.D. (in)	(ft-lb)	(N-m)
-2	1/8	1/8 – 27	23/64	13/32	20	25
-4	1/4	1/4 – 18	15/32	35/64	25	35
-6	3/8	3/8 – 18	19/32	43/64	35	45
-8	1/2	1/2 – 14	3/4	27/32	45	60
-12	3/4	3/4 – 14	61/64	1 1/16	55	75
-16	1	1 – 11 1/2	1 13/64	1 5/16	65	90
-20	1 1/4	1 1/4 – 11 1/2	1 17/32	1 43/64	80	110
-24	1 1/2	1 1/2 – 11 1/2	1 25/32	1 29/32	95	410
-32	2	2 – 11-1/2	1 1/2	1 1/2	120	475

NPT Pipe Thread

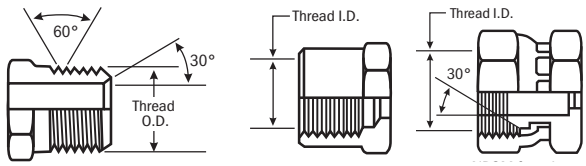

NPTF
Solid Male
(MP, MPLN)

NPTF
Solid Female
(FP)

NPSM
Swivel Female
(FPX)

***NOTES:**

1. **Torque values can vary considerably depending on thread condition. Use only enough torque to achieve adequate sealing.**
2. **With female straight or parallel pipe threads (NPSM), maximum values are 50 percent of those listed in the table.**
3. **If thread sealant is used, maximum values shown should be decreased by 25 percent.**

HOSE/CPLG. SELECTION
EQUIPMENT
HOSE SPECIFICATION
GLOBALSPIRAL COUPLINGS
STAINLESS STEEL SPIRAL COUPLINGS
MEGACRIMP COUPLINGS
STAINLESS STEEL BRAID COUPLINGS
POWER CRIMP COUPLINGS
FIELD ATTACHABLE - TYPE T COUPLINGS
FIELD ATTACHABLE - C5 COUPLINGS
FIELD ATTACHABLE - LOCK-ON COUPLINGS
C14 COUPLINGS & ASSEMBLIES
GLP & GL COUPLINGS
GLX COUPLINGS
PCTS THERMOPLASTIC COUPLINGS
POLARSEAL COUPLINGS (ACA, ACB, ACC)
POWER STEERING CPLGS. & TOC ASSEMBLIES
ADAPTERS
QUICK DISCONNECT COUPLERS
BALL VALVES
LIVE SWIVELS
ACCESSORIES
AIR BRAKE CPLGS. & ASSEMBLIES
KITS
BRASS

HOSE/CPLG. SELECTION
EQUIPMENT
HOSE SPECIFICATION
GLOBALSPIRAL COUPLINGS
STAINLESS STEEL SPIRAL COUPLINGS
MEGACRIMP COUPLINGS
STAINLESS STEEL BRAID COUPLINGS
POWER CRIMP COUPLINGS
FIELD ATTACHABLE - TYPE T COUPLINGS
FIELD ATTACHABLE - C5 COUPLINGS
FIELD ATTACHABLE - LOCK-ON COUPLINGS
C14 COUPLINGS & ASSEMBLIES
GLP & GL COUPLINGS
GLX COUPLINGS
PCTS THERMOPLASTIC COUPLINGS
POLARSEAL COUPLINGS (ACA, ACB, ACC)
POWER STEERING CPLGS. & TOC ASSEMBLIES
ADAPTERS
QUICK DISCONNECT COUPLERS
BALL VALVES
LIVE SWIVELS
ACCESSORIES
AIR BRAKE CPLGS. & ASSEMBLIES
KITS
BRASS

COUPLING IDENTIFICATION - CONTINUED

NORTH AMERICAN THREAD TYPES - CONTINUED

*JIC (37° FLARE)

The Society of Automotive Engineers (SAE) specifies a 37° angle flare or seat be used with high pressure hydraulic tubing. These are commonly called JIC couplings.

The JIC 37° flare male will mate with a JIC female only.** The JIC male has straight threads and a 37° flare seat. The JIC female has straight threads and a 37° flare seat. The seal is made on the 37° flare seat.

Some sizes have the same threads as the SAE 45° flare. Carefully measure the seat angle to differentiate.

**NOTE:
Some couplings (e.g., C5, C5E and Lock-on) may have dual machined seats (both 37° and 45° seats).

JIC 37° Flare

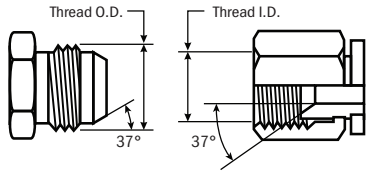

JIC 37° Male (MJ) JIC 37° Flare Female (FJX)

Dash Size	Nominal Size (in)	No. Threads per Inch	Female Thread I.D. (in)	Male Thread O.D. (in)	Steel Torque Recommendation (ft-lb)		Steel Torque Recommendation (N·m)	
					Assembly Torque*	Assembly Torque Max. ft-lb	Assembly Torque* +25%-0 N·m	Assembly Torque Max. N·m
-3	3/16	3/8 – 24	21/64	3/8	8	10	11	14
-4	1/4	7/16 – 20	25/64	7/16	11	14	15	19
-5	5/16	1/2 – 20	29/64	1/2	14	18	19	24
-6	3/8	9/16 –18	1/2	9/16	18	22	24	30
-8	1/2	3/4 – 16	11/16	3/4	36	45	49	61
-10	5/8	7/8 – 14	13/16	7/8	57	71	77	96
-12	3/4	1 1/16 – 12	31/32	1 1/16	79	99	107	134
-14	7/8	1 3/16 – 12	1 7/64	1 3/16	94	117	127	159
-16	1	1 5/16 – 12	1 15/64	1 5/16	108	135	147	184
-20	1 1/4	1 5/8 – 12	1 35/64	1 5/8	127	158	172	215
-24	1 1/2	1 7/8 – 12	1 51/64	1 7/8	158	198	215	269
-32	2	2 1/2 – 12	2 27/64	2 1/2	245	306	332	415

* Values from SAE J2593

COUPLING IDENTIFICATION - CONTINUED

NORTH AMERICAN THREAD TYPES - CONTINUED

*SAE (45° FLARE)

A term usually applied to fittings having a 45° angle flare or seat. Soft copper tubing is generally used in such applications as it is easily flared to the 45° angle. These are for low-pressure applications—such as for fuel lines and refrigerant lines.

The SAE 45° flare male will mate with an SAE 45° flare female only or a dual seat JIC 37°/SAE 45°.

NOTE:
Some couplings (e.g., C5, C5E and Lock-on) may have dual machined seats (both 37° and 45° seats).

The SAE male has straight threads and a 45° flare seat. The SAE female has straight threads and a 45° flare seat.

The seal is made on the 45° flare seat. Some sizes have the same threads as the JIC 37° flare. Carefully measure the seat angle to differentiate.

SAE 45° Flare

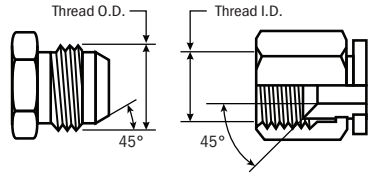

SAE 45° Flare Male (MS) SAE 45° Flare Swivel Female (FSX)

Dash Size	Nominal Size (in)	No. Threads per Inch	Female Thread I.D. (in)	Male Thread O.D. (in)	Steel Torque Recommendation (ft-lb)		Steel Torque Recommendation (N·m)	
					Assembly Torque*	Assembly Torque Max. ft-lb	Assembly Torque* +25%-0 N·m	Assembly Torque Max. N·m
-3	3/16	3/8 – 24	21/64	3/8	8	10	11	14
-4	1/4	7/16 – 20	25/64	7/16	11	14	15	19
-5	5/16	1/2 – 20	29/64	1/2	14	18	19	24
-6	3/8	5/8 - 18	37/64	5/8	18	22	24	30
-8	1/2	3/4 – 16	11/16	3/4	36	45	49	61
-10	5/8	7/8 – 14	13/16	7/8	57	71	77	96
-12	3/4	1 1/16 – 14	31/32	1 1/16	79	99	107	134

* Values from SAE J2593

HOSE/CPLG. SELECTION
EQUIPMENT
HOSE SPECIFICATION
GLOBALSPIRAL COUPLINGS
STAINLESS STEEL SPIRAL COUPLINGS
MEGACRIMP COUPLINGS
STAINLESS STEEL BRAID COUPLINGS
POWER CRIMP COUPLINGS
FIELD ATTACHABLE - TYPE T COUPLINGS
FIELD ATTACHABLE - C5 COUPLINGS
FIELD ATTACHABLE - LOCK-ON COUPLINGS
C14 COUPLINGS & ASSEMBLIES
GLP & GL COUPLINGS
GLX COUPLINGS
PCTS THERMOPLASTIC COUPLINGS
POLARSEAL COUPLINGS (ACA, ACB, ACC)
POWER STEERING CPLGS. & TOC ASSEMBLIES
ADAPTERS
QUICK DISCONNECT COUPLERS
BALL VALVES
LIVE SWIVELS
ACCESSORIES
AIR BRAKE CPLGS. & ASSEMBLIES
KITS
BRASS

HOSE/CPLG. SELECTION
EQUIPMENT
HOSE SPECIFICATION
GLOBALSPIRAL COUPLINGS
STAINLESS STEEL SPIRAL COUPLINGS
MEGACRIMP COUPLINGS
STAINLESS STEEL BRAID COUPLINGS
POWER CRIMP COUPLINGS
FIELD ATTACHABLE - TYPE T COUPLINGS
FIELD ATTACHABLE - C5 COUPLINGS
FIELD ATTACHABLE - LOCK-ON COUPLINGS
C14 COUPLINGS & ASSEMBLIES
GLP & GL COUPLINGS
GLX COUPLINGS
PCTS THERMOPLASTIC COUPLINGS
POLARSEAL COUPLINGS (ACA, ACB, ACC)
POWER STEERING CPLGS. & TOC ASSEMBLIES
ADAPTERS
QUICK DISCONNECT COUPLERS
BALL VALVES
LIVE SWIVELS
ACCESSORIES
AIR BRAKE CPLGS. & ASSEMBLIES
KITS
BRASS

COUPLING IDENTIFICATION - CONTINUED

NORTH AMERICAN THREAD TYPES - CONTINUED

O-RING BOSS

The O-ring boss male will mate with an O-ring boss female only. The female is generally found on ports.

The male has straight threads, a sealing face and an O-ring. The female has straight threads and a sealing face.

The seal is made at the O-ring on the male and the sealing face on the female.

SAE Straight Thread O-Ring Boss

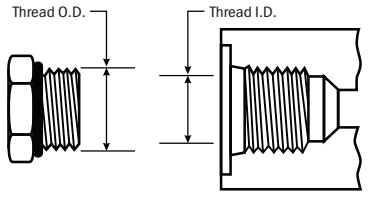

O-Ring Boss Male (MB, MBX)

O-Ring Boss Female Port or Adapter(FB)

Dash Size	Nominal Size (in)	Thread Size	Female Thread I.D. (in)	Male Thread O.D. (in)	O-Ring	
					I.D. (in)	DESCR
-2	1/8	5/16 – 24	17/64	5/16	0.239	2OR
-3	3/16	3/8 – 24	21/64	3/8	0.301	3OR
-4	1/4	7/16 – 20	25/64	7/16	0.351	4OR
-5	5/16	1/2 – 20	29/64	1/2	0.414	5OR
-6	3/8	9/16 – 18	1/2	9/16	0.468	6OR
-8	1/2	3/4 – 16	11/16	3/4	0.644	8OR
-10	5/8	7/8 – 14	13/16	7/8	0.755	10OR
-12	3/4	1 1/16 – 12	31/32	1 1/16	0.924	12OR
-14	7/8	1 3/16 – 12	1 7/64	1 3/16	1.048	14OR
-16	1	1 5/16 – 12	1 15/64	1 5/16	1.171	16OR
-20	1 1/4	1 5/8 – 12	1 35/64	1 5/8	1.475	20OR
-24	1 1/2	1 7/8 – 12	1 51/64	1 7/8	1.720	24OR
-32	2	2 1/2 – 12	2 27/64	2 1/2	2.337	32OR

O-Ring Boss Light-Duty - SAE J1926-3

Dash Size	Assembly Torque* +25%-0 ft-lb	Assembly Torque Max. ft-lb	Assembly Torque* +25%-0 N·m	Assembly Torque Max. N·m
-2	6	7	8	10
-3	7	9	10	13
-4	13	17	18	23
-5	18	23	25	31
-6	22	28	30	38
-8	37	46	50	63
-10	44	55	60	75
-12	70	88	95	119
-14	92	115	125	156
-16	111	138	150	188
-20	147	184	200	250
-24	155	193	210	263
-32	221	276	300	375
-40	221	276	300	375
-48	258	322	350	438
-64	258	322	350	438

* Values from SAE J2593

O-Ring Boss Heavy-Duty - SAE J1926-2

Dash Size	Assembly Torque* +25%-0 ft-lb	Assembly Torque Max. ft-lb	Assembly Torque* +25%-0 N·m	Assembly Torque Max. N·m
-3	7	9	10	13
-4	15	18	20	25
-5	18	23	25	31
-6	26	32	35	44
-8	52	64	70	88
-10	74	92	100	125
-12	125	157	170	213
-14	158	198	215	269
-16	199	249	270	338
-20	210	263	285	356
-24	273	341	370	463
-32	398	497	540	675
-40	398	497	540	675
-48	472	590	640	800

* Values from SAE J2593

COUPLING IDENTIFICATION - CONTINUED

NORTH AMERICAN THREAD TYPES - CONTINUED

O-RING FLANGE—SAE J518

The SAE Code 61 and Code 62 4-bolt split flange is used worldwide, usually as a connection on pumps and motors. There are three exceptions:

1. The -10 size, which is common outside of North America, is not an SAE standard size (generally found on Komatsu equipment). All Komatsu flanges are the same as SAE code 61 except for the -10 size.
2. Caterpillar flanges, which are the same flange O.D. as SAE Code 62, have a thicker flange head ("C" dimension in Table).
3. Poclain flanges, which are completely different from SAE flanges.

SAE Code 61 and Code 62

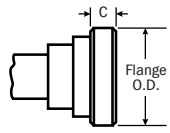

Flange Head (FL/FLH, FLC)

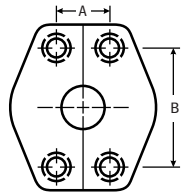

4-Bolt Split Flange Bolt Hose Dimensions

Code 61 - SAE J518-1

Dash Size	Nominal Size (in)	Flange O.D. (in.)	A (in.)	B (in.)	C (in.)	Inch Screw				Metric Screw			
						Assembly Torque* +10%-0 ft-lb	Assembly Torque Max. ft-lb	Assembly Torque* +10%-0 N·m	Assembly Torque Max. N·m	Assembly Torque* +10%-0 ft-lb	Assembly Torque Max. ft-lb	Assembly Torque* +10%-0 N·m	Assembly Torque Max. N·m
-8	½	1.188	.688	1.500	.265	24	29	32	40	24	29	32	40
-12	¾	1.500	.875	1.875	.265	44	55	60	75	52	64	70	88
-16	1	1.750	1.031	2.062	.315	44	55	60	75	52	64	70	88
-20	1-¼	2.000	1.188	2.312	.315	68	85	92	115	52	64	70	88
-24	1-½	2.375	1.406	2.750	.315	111	138	150	188	96	120	130	163
-32	2	2.812	1.688	3.062	.375	111	138	150	188	96	120	130	163
-40	2-½	3.312	2.000	3.500	.375	111	138	150	188	96	120	130	163
-48	3	4.000	2.438	4.188	.375	217	272	295	369	217	272	295	369
-56	3-½	4.500	2.750	4.750	.422	217	272	295	369	217	272	295	369
-64	4	5.000	3.062	5.125	.442	217	272	295	369	217	272	295	369
-80	5	6.000	3.625	6.000	.442	217	272	295	369	217	272	295	369

* Values from SAE J2593

Code 62 - SAE J518-2

Dash Size	Nominal Size (in)	Flange O.D. (in.)	A (in.)	B (in.)	C (in.)	Inch Screw				Metric Screw			
						Assembly Torque* +10%-0 ft-lb	Assembly Torque Max. ft-lb	Assembly Torque* +10%-0 N·m	Assembly Torque Max. N·m	Assembly Torque* +10%-0 ft-lb	Assembly Torque Max. ft-lb	Assembly Torque* +10%-0 N·m	Assembly Torque Max. N·m
-8	½	1.250	.718	1.594	.305	24	29	32	40	24	29	32	40
-12	¾	1.625	.937	2.000	.345	44	55	60	75	52	64	70	88
-16	1	1.875	1.093	2.250	.375	68	85	92	115	96	120	130	163
-20	1-¼	2.125	1.250	2.625	.405	111	138	150	188	96	120	130	163
-24	1-½	2.500	1.437	3.125	.495	217	272	295	369	217	272	295	369
-32	2	3.125	1.750	3.812	.495	332	415	450	563	405	507	550	688

* Values from SAE J2593

Caterpillar Code 62 (FLC)

Dash Size	Flange O.D. (in)	A (in)	B (in)	C (in)	Inch Screw				Metric Screw			
					Assembly Torque* +10%-0 ft-lb	Assembly Torque Max. ft-lb	Assembly Torque* +10%-0 N·m	Assembly Torque Max. N·m	Assembly Torque* +10%-0 ft-lb	Assembly Torque Max. ft-lb	Assembly Torque* +10%-0 N·m	Assembly Torque Max. N·m
-12	1.625	0.938	2.000	0.56	44	55	60	75	52	64	70	88
-16	1.875	1.094	2.250	0.56	68	85	92	115	96	120	130	163
-20	2.125	1.250	2.625	0.56	111	138	150	188	96	120	130	163
-24	2.500	1.438	3.125	0.56	217	272	295	369	217	272	295	369
-32	3.125	1.750	3.812	0.56	332	415	450	563	405	507	550	688

HOSE/CPLG. SELECTION
EQUIPMENT
HOSE SPECIFICATION
GLOBALSPIRAL COUPLINGS
STAINLESS STEEL SPIRAL COUPLINGS
MEGACRIMP COUPLINGS
STAINLESS STEEL BRAID COUPLINGS
POWER CRIMP COUPLINGS
FIELD ATTACHABLE - TYPE T COUPLINGS
FIELD ATTACHABLE - C5 COUPLINGS
FIELD ATTACHABLE - LOCK-ON COUPLINGS
C14 COUPLINGS & ASSEMBLIES
GLP & GL COUPLINGS
GLX COUPLINGS
PCTS THERMOPLASTIC COUPLINGS
POLARSEAL COUPLINGS (ACA, ACB, ACC)
POWER STEERING CPLGS. & TOC ASSEMBLIES
ADAPTERS
QUICK DISCONNECT COUPLERS
BALL VALVES
LIVE SWIVELS
ACCESSORIES
AIR BRAKE CPLGS. & ASSEMBLIES
KITS
BRASS

HOSE/CPLG. SELECTION
EQUIPMENT
HOSE SPECIFICATION
GLOBALSPIRAL COUPLINGS
STAINLESS STEEL SPIRAL COUPLINGS
MEGACRIMP COUPLINGS
STAINLESS STEEL BRAID COUPLINGS
POWER CRIMP COUPLINGS
FIELD ATTACHABLE - TYPE T COUPLINGS
FIELD ATTACHABLE - C5 COUPLINGS
FIELD ATTACHABLE - LOCK-ON COUPLINGS
C14 COUPLINGS & ASSEMBLIES
GLP & GL COUPLINGS
GLX COUPLINGS
PCTS THERMOPLASTIC COUPLINGS
POLARSEAL COUPLINGS (ACA, ACB, ACC)
POWER STEERING CPLGS. & TOC ASSEMBLIES
ADAPTERS
QUICK DISCONNECT COUPLERS
BALL VALVES
LIVE SWIVELS
ACCESSORIES
AIR BRAKE CPLGS. & ASSEMBLIES
KITS
BRASS

COUPLING IDENTIFICATION - CONTINUED

NORTH AMERICAN THREAD TYPES - CONTINUED

O-RING FACE SEAL (ORFS)—SAE J1453

A seal is made when the O-ring in the male contacts the flat face on the female. Couplings are intended for hydraulic systems where elastomeric seals are acceptable to overcome leakage and leak resistance is crucial.

The solid male O-ring face seal fitting will mate with a swivel female O-ring face seal SAE J1453 fitting only.

An O-ring rests in the O-ring groove in the male.

O-Ring Face Seal

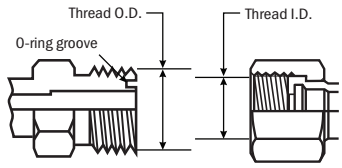

Male Flat-Face O-Ring (MFFOR)

Female Flat-Face O-Ring Swivel (FFORX)

Dash Size	Nominal Size (in)	Thread Size	Female Thread I.D. (in)	Male Thread O.D. (in)	Assembly Torque* +25%-0 ft-lb	Assembly Torque Max. ft-lb	Assembly Torque* +25%-0 N·m	Assembly Torque Max. N·m	O-Ring Size
-4	1/4	9/16 – 18	1/2	9/16	18	23	25	31	-011
-6	3/8	11/16 – 16	5/8	11/16	29	37	40	50	-012
-8	1/2	13/16 – 16	3/4	13/16	41	51	55	69	-014
-10	5/8	1 – 14	15/16	1	44	55	60	75	-016
-12	3/4	1 3/16 – 12	1 1/8	1 3/16	66	83	90	113	-018
-16	1	1 7/16 – 12	1 11/32	1 7/16	92	115	125	156	-021
-20	1 1/4	1 11/16 – 12	1 19/32	1 11/16	125	157	170	213	-025
-24	1 1/2	2 – 12	1 29/32	2	147	184	200	250	-029

* Values from SAE J2593

FLARELESS TUBE

The flareless solid male will mate with a female flareless nut and compression sleeve only.

The male has straight threads and a 24° seat. The female has straight threads and has a compression sleeve for a sealing surface. The seal is made between the compression sleeve and the 24° seat on the male, and between the compression sleeve and the tubing on the female.

Flareless Tube

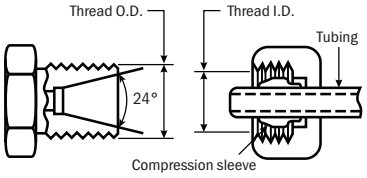

Male flareless assembly (MFA) includes sleeve (FFS) and nut (FFN)

Dash Size	Tube Size (in)	Nominal Size (in)	Thread Size	Female Thread I.D. (in)	Male Thread O.D. (in)
-2	1/8	5/16	5/16 – 24	17/64	5/16
-3	3/16	3/8	3/8 – 24	21/64	3/8
-4	1/4	7/16	7/16 – 20	25/64	7/16
-5	5/16	1/2	1/2 – 20	29/64	1/2
-6	3/8	9/16	9/16 – 18	1/2	9/16
-8	1/2	3/4	3/4 – 16	11/16	3/4
-10	5/8	7/8	7/8 – 14	13/16	7/8
-12	3/4	1 1/16	1 1/16 – 12	31/32	1 1/16
-14	7/8	1 3/16	1 3/16 – 12	1 7/64	1 3/16
-16	1	1 5/16	1 5/16 – 12	1 15/64	1 5/16
-20	1 1/4	1 5/8	1 5/8 – 12	1 35/64	1 5/8
-24	1 1/2	1 7/8	1 7/8 – 12	1 51/64	1 7/8
-32	2	2 1/2	2 1/2 – 12	2 27/64	2 1/2

COUPLING IDENTIFICATION - CONTINUED

NORTH AMERICAN THREAD TYPES - CONTINUED

NORTH AMERICAN STANDPIPE (NASP)

A standpipe assembly is comprised of three components attached to a male fitting. The components are a Standpipe Tube, Bite Sleeve and Nut. The Nut is placed over the Standpipe, followed by the Bite Sleeve (see illustration below). The Bite Sleeve and Standpipe are selected based on tube O.D.

North American Stand Pipe

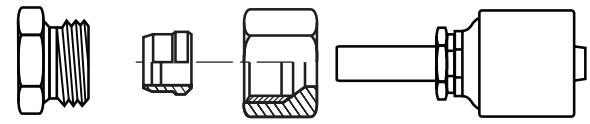

Male Fitting Body | Bite Sleeve (TS) | Nut (TSN) | Standpipe Fitting (NASP)

Dash Size	Tube O.D. (in)	Tube Length (in)
-4	1/4	0.88
-6	3/8	0.88
-8	1/2	1.00
-12	3/4	1.16
-16	1	1.12

SAE INVERTED FLARE

The SAE 45° inverted flare male will mate with an SAE 42° inverted flare female only.

The male has straight threads and a 45° inverted flare. The female has straight threads and a 42° inverted flare. The seal is made on the 45° flare seat on the male and the 42° flare seat on the female.

SAE Inverted Flare

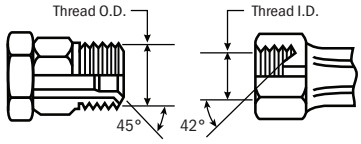

SAE Inverted Flare Swivel Male (MIX) | SAE Inverted Flare Solid Female

Dash Size	Nominal Size (in)	Thread Size	Female Thread I.D. (in)	Male Thread O.D. (in)
-2	1/8	5/16 – 28	9/32	5/16
-3	3/16	3/8 – 24	21/64	3/8
-4	1/4	7/16 – 24	25/64	7/16
-5	5/16	1/2 – 20	29/64	1/2
-6	3/8	5/8 – 18	37/64	5/8
-7	7/16	11/16 – 18	5/8	11/16
-8	1/2	3/4 – 18	45/64	3/4
-10	5/8	7/8 – 18	13/16	7/8
-12	3/4	1 1/16 – 16	1	1 1/16

HOSE/CPLG. SELECTION
EQUIPMENT
HOSE SPECIFICATION
GLOBALSPIRAL COUPLINGS
STAINLESS STEEL SPIRAL COUPLINGS
MEGACRIMP COUPLINGS
STAINLESS STEEL BRAID COUPLINGS
POWER CRIMP COUPLINGS
FIELD ATTACHABLE - TYPE T COUPLINGS
FIELD ATTACHABLE - C5 COUPLINGS
FIELD ATTACHABLE - LOCK-ON COUPLINGS
C14 COUPLINGS & ASSEMBLIES
GLP & GL COUPLINGS
GLX COUPLINGS
PCTS THERMOPLASTIC COUPLINGS
POLARSEAL COUPLINGS (ACA, ACB, ACC)
POWER STEERING CPLGS. & TOC ASSEMBLIES
ADAPTERS
QUICK DISCONNECT COUPLERS
BALL VALVES
LIVE SWIVELS
ACCESSORIES
AIR BRAKE CPLGS. & ASSEMBLIES
KITS
BRASS

HOSE/CPLG. SELECTION
EQUIPMENT
HOSE SPECIFICATION
GLOBALSPIRAL COUPLINGS
STAINLESS STEEL SPIRAL COUPLINGS
MEGACRIMP COUPLINGS
STAINLESS STEEL BRAID COUPLINGS
POWER CRIMP COUPLINGS
FIELD ATTACHABLE - TYPE T COUPLINGS
FIELD ATTACHABLE - C5 COUPLINGS
FIELD ATTACHABLE - LOCK-ON COUPLINGS
C14 COUPLINGS & ASSEMBLIES
GLP & GL COUPLINGS
GLX COUPLINGS
PCTS THERMOPLASTIC COUPLINGS
POLARSEAL COUPLINGS (ACA, ACB, ACC)
POWER STEERING CPLGS. & TOC ASSEMBLIES
ADAPTERS
QUICK DISCONNECT COUPLERS
BALL VALVES
LIVE SWIVELS
ACCESSORIES
AIR BRAKE CPLGS. & ASSEMBLIES
KITS
BRASS

COUPLING IDENTIFICATION - CONTINUED

NORTH AMERICAN THREAD TYPES - CONTINUED

AIR BRAKE FITTINGS

Female air brake swivels are designed to work exclusively with a male air brake adapter. Federal law requires only this combination to be used on air brake lines from the valve to the air brake diaphragm chamber.

The male has straight threads and an inverted seat. The female has straight threads and a corresponding inverted flare. The seal is made on the flare seats.

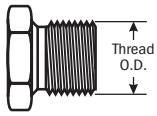

Male Air Brake

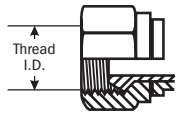

Female Air Brake Swivel

Dash Size	Thread Size	Female Thread I.D. (in)	Male Thread O.D. (in)
-6	3/4 – 20	23/32	3/4
-8	7/8 – 20	27/32	7/8

GREASE FITTINGS

Special Male Grease Fitting

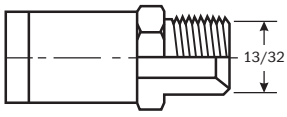

1/8–27 Pipe Thread

Special Female Grease Fitting

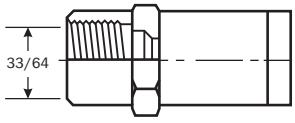

1/2–27 Tapered Thread

Dash Size	Thread Size	Female Thread I.D. (in)	Male Thread O.D. (in)
-2	1/8 - 27	23/64	13/32

PARKER TRIPLE THREAD FLARE FITTINGS

Parker Triple Thread Flare Fittings

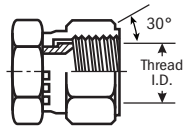

Swivel Female (FZX)

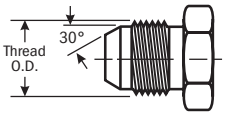

Solid Male (MZ)

Dash Size	Nominal Size (in)	Thread Size	Female Thread I.D. (in)	Male Thread O.D. (in)
-16	1 5/16	1 5/16 – 14	1 1/4	1 5/16

COUPLING IDENTIFICATION - CONTINUED

FOREIGN THREAD TYPES

IDENTIFYING FOREIGN COUPLINGS

If you can identify the country of origin of the equipment, it is easy to identify the coupling style. Simply find the appropriate country in the following pages and locate the coupling in the table that follows.

FOREIGN THREAD TYPES – BRITISH

It is a common misconception that all foreign threads are metric. There are two common thread forms: Metric and Whitworth (BSP). The country of origin and the proper nomenclature for each is listed below.

BRITISH STANDARD PIPE PARALLEL

Popular couplings have British Standard Pipe (BSP) threads, also known as Whitworth threads. These can be parallel threads (BSPP) with a 30° inverted flare or tapered threads (BSPT), with a 30° inverted flare. Port connections are usually made with BSPP threads and a soft metal cutting ring for sealing. The BSPP (parallel) male will mate with a BSPOR (parallel) female or a female port.

The BSPP male has straight threads and a 30° seat. The BSPOR female has straight threads, a 30° seat, and O-ring. The female port has straight threads and a spot face. The seal on the port is made with an O-ring or soft metal washer on the male.

The BSPP (parallel) connector is similar to, but not interchangeable with, the NPSM connector. The thread pitch is different in most sizes, and the thread angle is 55° instead of the 60° angle found on NPSM threads.

British Standard Pipe Parallel (BSPOR)

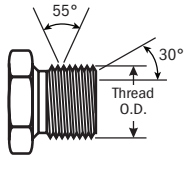

BSPP Male (MBSPP)

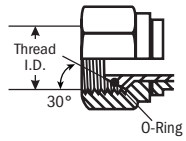

BSPOR Female (FBSPORX)

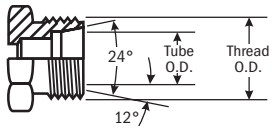

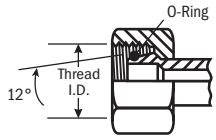

Dash Size	Nominal Size (in)	Thread Size	Female Parallel Thread I.D. (in)	Male Parallel Thread O.D. (in)	Assembly Torque Recommendation (ft-lb)		Assembly Torque Recommendation (N-m)	
					Min.	Max.	Min.	Max.
-2	1/8	1/8 – 28	11/32	3/8	7	9	9	12
-4	1/4	1/4 – 19	15/32	17/32	11	18	15	18
-6	3/8	3/8 – 19	19/32	21/32	19	28	26	31
-8	1/2	1/2 – 14	3/4	13/16	30	36	41	49
-10	5/8	5/8 – 14	13/16	29/32	37	44	50	60
-12	3/4	3/4 – 14	31/32	1 1/32	50	60	70	80
-16	1	1 – 11	1 7/32	1 11/32	79	95	105	125
-20	1 1/4	1 1/4 – 11	1 17/32	1 21/32	127	152	170	190
-24	1 1/2	1 1/2 – 11	1 25/32	1 7/8	167	190	225	250
-32	2	2 – 11	2 7/32	2 11/32	262	314	360	420

HOSE/CPLG. SELECTION
EQUIPMENT
HOSE SPECIFICATION
GLOBALSPIRAL COUPLINGS
STAINLESS STEEL SPIRAL COUPLINGS
MEGACRIMP COUPLINGS
STAINLESS STEEL BRAID COUPLINGS
POWER CRIMP COUPLINGS
FIELD ATTACHABLE - TYPE T COUPLINGS
FIELD ATTACHABLE - C5 COUPLINGS
FIELD ATTACHABLE - LOCK-ON COUPLINGS
C14 COUPLINGS & ASSEMBLIES
GLP & GL COUPLINGS
GLX COUPLINGS
PCTS THERMOPLASTIC COUPLINGS
POLARSEAL COUPLINGS (ACA, ACB, ACC)
POWER STEERING CPLGS. & TOC ASSEMBLIES
ADAPTERS
QUICK DISCONNECT COUPLERS
BALL VALVES
LIVE SWIVELS
ACCESSORIES
AIR BRAKE CPLGS. & ASSEMBLIES
KITS
BRASS

HOSE/CPLG. SELECTION
EQUIPMENT
HOSE SPECIFICATION
GLOBALSPIRAL COUPLINGS
STAINLESS STEEL SPIRAL COUPLINGS
MEGACRIMP COUPLINGS
STAINLESS STEEL BRAID COUPLINGS
POWER CRIMP COUPLINGS
FIELD ATTACHABLE - TYPE T COUPLINGS
FIELD ATTACHABLE - C5 COUPLINGS
FIELD ATTACHABLE - LOCK-ON COUPLINGS
C14 COUPLINGS & ASSEMBLIES
GLP & GL COUPLINGS
GLX COUPLINGS
PCTS THERMOPLASTIC COUPLINGS
POLARSEAL COUPLINGS (ACA, ACB, ACC)
POWER STEERING CPLGS. & TOC ASSEMBLIES
ADAPTERS
QUICK DISCONNECT COUPLERS
BALL VALVES
LIVE SWIVELS
ACCESSORIES
AIR BRAKE CPLGS. & ASSEMBLIES
KITS
BRASS

COUPLING IDENTIFICATION - CONTINUED

FOREIGN THREAD TYPES – BRITISH - CONTINUED

BRITISH STANDARD PIPE TAPERED

The BSPT (tapered) male will mate with a BSPT (tapered) female, or a BSPOR (parallel) female.

The BSPT male has tapered threads. When mating with either the BSPT (tapered) female or the BSPOR (parallel) female port, the seal is made on the threads.

The BSPT connector is similar to, but not interchangeable with, the NPTF connector. The thread pitch is different in most cases, and the thread angle is 55° instead of the 60° angle found on NPTF threads.

British Standard Pipe Tapered (BSPT)

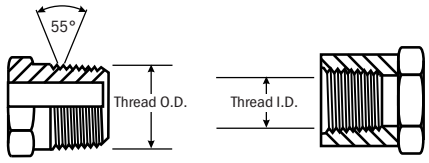

BSPT Male (MBSPT) BSPT Female

Dash Size	Nominal Size (in)	Thread Size	Female Parallel Thread I.D. (in)	Male Parallel Thread O.D. (in)	Assembly Torque Recommendation (ft-lb)		Assembly Torque Recommendation (N-m)	
					Min.	Max.	Min.	Max.
-2	1/8	1/8 – 28	11/32	3/8	7	9	9	12
-4	1/4	1/4 – 19	15/32	17/32	11	18	15	18
-6	3/8	3/8 – 19	19/32	21/32	19	28	26	31
-8	1/2	1/2 – 14	3/4	13/16	30	36	41	49
-10	5/8	5/8 – 14	13/16	29/32	37	44	50	60
-12	3/4	3/4 – 14	31/32	1-1/32	50	60	70	80
-16	1	1 – 11	1-7/32	1-11/32	79	95	105	125
-20	1-1/4	1 1/4 – 11	1-17/32	1-21/32	127	152	170	190
-24	1-1/2	1 1/2 – 11	1-25/32	1-7/8	167	190	225	250
-32	2	2 – 11	2-7/32	2-11/32	262	314	360	420

BRITISH FLAT-FACE SEAL

A seal is made when the O-ring in the male contacts the flat face on the female. These couplings are intended for hydraulic systems where elastomeric seals are acceptable to overcome leakage and leak resistance is crucial.

The solid male British O-ring face seal fitting will mate with a swivel female British O-ring face seal fitting only. An O-ring rests in the O-ring groove in the male.

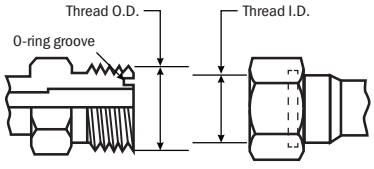

Male British Flat-Face (MBFF) Female British Flat-Face (FBFF)

Dash Size	Nominal Size (in)	Thread Size	Female Parallel Thread I.D. (in)	Male Parallel Thread O.D. (in)	Assembly Torque Recommendation (ft-lb)		Assembly Torque Recommendation (N-m)	
					Min.	Max.	Min.	Max.
-6	3/8	3/8-19	19/32	21/32	18	20	24.4	27.1
-8	1/2	1/2-14	3/4	13/16	32	40	43.4	54.2
-12	3/4	3/4-14	31/32	1 1/32	65	80	88.1	108.5

COUPLING IDENTIFICATION - CONTINUED

FOREIGN THREAD TYPES – FRENCH

Popular couplings are French GAZ. These have a 24° seat and metric threads. These are similar to German DIN couplings, but the threads are different in some sizes. Although both are metric threads, the French use fine threads in all sizes and German DIN couplings use coarse threads in larger sizes. Most port connections are flange connections. French flanges are different than SAE—they have a lip that protrudes from the flange face. These are called Poclain-style flanges.

GAZ 24°

The French Metric (GAZ) male will mate with the female 24° cone or the female tube fitting.

The male has a 24° seat and straight metric threads. The female has a 24° seat or a tubing sleeve and straight metric threads and is interchangeable with female Kobelco.

When measuring the flare angle with the seat angle gauge, use the 12° gauge. The seat angle gauge measures the angle from the connector centerline.

Metric Thread Size	Female Thread I.D. (mm)	Male Thread O.D. (mm)	Tube O.D. (mm)
M20X1.5	18.5	20.0	13.25
M24X1.5	22.5	24.0	16.75
M30X1.5	28.5	30.0	21.25
M36X1.5	34.5	36.0	26.75
M45X1.5	43.5	45.0	33.50
M52X1.5	50.5	52.0	42.25

French Metric (GAZ)

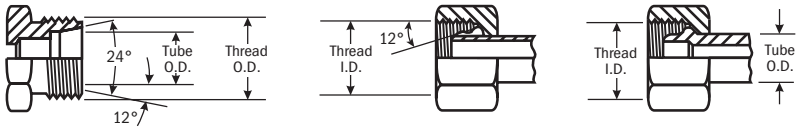

Male 24° Cone | Female 24° Cone | Female Tube Fitting

GAZ POCLAIN 24° FLANGE

The Poclain (French GAZ) 24° high pressure flange is usually found on Poclain equipment.

The male flange will mate with a female flange or port. The seal is made on the 24° seat.

Nominal Size (in)	A (in)	B (in)	C (in)	D (in)	E (in)	F (in)
½	1.57	.72	2.20	1.89	.55	.35
⅝	1.57	.72	2.20	1.89	.55	.35
¾	2.00	.94	2.75	2.38	.71	.43

Poclain (French GAZ)

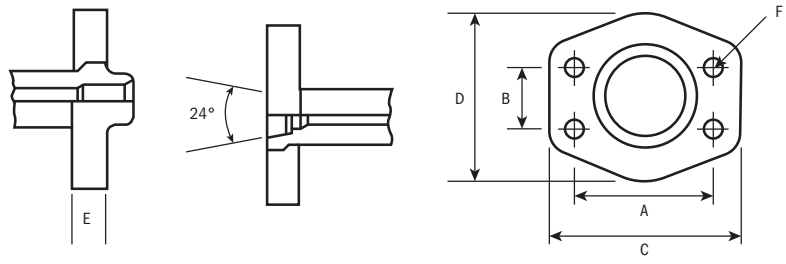

Male Flange | Female Flange | Flange Clamp

HOSE/CPLG. SELECTION
EQUIPMENT
HOSE SPECIFICATION
GLOBALSPIRAL COUPLINGS
STAINLESS STEEL SPIRAL COUPLINGS
MEGACRIMP COUPLINGS
STAINLESS STEEL BRAID COUPLINGS
POWER CRIMP COUPLINGS
FIELD ATTACHABLE - TYPE T COUPLINGS
FIELD ATTACHABLE - C5 COUPLINGS
FIELD ATTACHABLE - LOCK-ON COUPLINGS
C14 COUPLINGS & ASSEMBLIES
GLP & GL COUPLINGS
GLX COUPLINGS
PCTS THERMOPLASTIC COUPLINGS
POLARSEAL COUPLINGS (ACA, ACB, ACC)
POWER STEERING CPLGS. & TOC ASSEMBLIES
ADAPTERS
QUICK DISCONNECT COUPLERS
BALL VALVES
LIVE SWIVELS
ACCESSORIES
AIR BRAKE CPLGS. & ASSEMBLIES
KITS
BRASS

HOSE/CPLG. SELECTION
EQUIPMENT
HOSE SPECIFICATION
GLOBALSPIRAL COUPLINGS
STAINLESS STEEL SPIRAL COUPLINGS
MEGACRIMP COUPLINGS
STAINLESS STEEL BRAID COUPLINGS
POWER CRIMP COUPLINGS
FIELD ATTACHABLE - TYPE T COUPLINGS
FIELD ATTACHABLE - C5 COUPLINGS
FIELD ATTACHABLE - LOCK-ON COUPLINGS
C14 COUPLINGS & ASSEMBLIES
GLP & GL COUPLINGS
GLX COUPLINGS
PCTS THERMOPLASTIC COUPLINGS
POLARSEAL COUPLINGS (ACA, ACB, ACC)
POWER STEERING CPLGS. & TOC ASSEMBLIES
ADAPTERS
QUICK DISCONNECT COUPLERS
BALL VALVES
LIVE SWIVELS
ACCESSORIES
AIR BRAKE CPLGS. & ASSEMBLIES
KITS
BRASS

COUPLING IDENTIFICATION - CONTINUED

FOREIGN THREAD TYPES – GERMAN DIN

Popular couplings are German DIN (Deutsche Industrial Norme). A coupling referred to as “metric” usually means a DIN coupling.

DIN 24° CONE

The DIN 24° cone male will mate with any of the females shown.

The male has a 24° seat, straight metric threads, and a recessed counterbore which matches the tube O.D. of the coupling used with it. The mating female is a 24° cone with O-ring, a metric tube fitting or a universal 24° and 60° cone. There is a light and heavy series DIN coupling. Proper identification is made by measuring both the thread size and the tube O.D. (The heavy series has a smaller tube O.D. but a thicker wall section than the light.)

When measuring the flare angle with the seat angle gauge, use the 12° gauge. The seat angle gauge measures the angle from the connector centerline.

DIN 24° Male and Mating Females

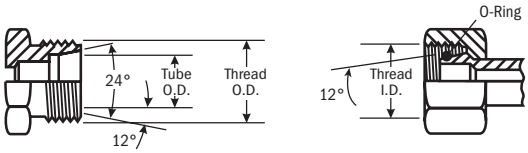

Male 24° Cone, DIN 2353 (MDL/MDH)

Female 24° Cone with O-Ring (FDLORX/FDHORX)

Metric Thread Size	Female Thread I.D. (mm)	Male Thread O.D. (mm)	Tube O.D.		Assembly Torque Recommendation (ft-lb)		Assembly Torque Recommendation (N-m)	
			Light Series (mm)	Heavy Series (mm)	Min.	Max.	Min.	Max.
M12X1.5	10.5	12.0	6	–	7	15	13	17
M14X1.5	12.5	14.0	8	6	15	26	27	28
M16X1.5	14.5	16.0	10	8	18	30	33	38
M18X1.5	16.5	18.0	12	10	22	33	38	42
M20X1.5	18.5	20.0	–	12	26	37	48	52
M22X1.5	20.5	22.0	15	14	30	52	52	58
M24X1.5	22.5	24.0	–	16	30	52	62	68
M26X1.5	24.5	26.0	18	–	44	74	80	90
M30X2.0	28.0	30.0	22	20	59	89	105	115
M36X2.0	34.0	36.0	28	25	74	111	125	135
M42X2.0	40.0	42.0	–	30	74	162	200	220
M45X2.0	43.0	45.0	35	–	133	184	205	225
M52X2.0	50.0	52.0	42	38	147	221	290	310

COUPLING IDENTIFICATION - CONTINUED

FOREIGN THREAD TYPES – GERMAN DIN - CONTINUED

METRIC STANDPIPE ASSEMBLY

A metric standpipe assembly is comprised of three components attached to a male fitting. The components are: a Stand Pipe Tube, Bite Sleeve and Metric Nut. The nut is placed over the Standpipe, followed by the Bite Sleeve (see illustration below). For DIN light assemblies, a DIN light metric nut is used. For DIN heavy assemblies, a DIN heavy metric nut is used. The Bite Sleeve and Standpipe are selected based on tube O.D.

Metric Standpipe Assembly

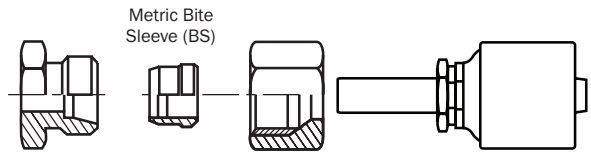

Metric Stand Pipe DIN Tube O.D. (mm)	Bite Sleeve DIN Tube O.D. (mm)	Metric Nut Thread Light
6	6	M12X1.5
8	8	M14X1.5
10	10	M16X1.5
12	12	M18X1.5
15	15	M22X1.5
18	18	M26X1.5
22	22	M30X2.0
28	28	M36X2.0
35	35	M45X2.0

HOSE/CPLG. SELECTION
EQUIPMENT
HOSE SPECIFICATION
GLOBALSPIRAL COUPLINGS
STAINLESS STEEL SPIRAL COUPLINGS
MEGACRIMP COUPLINGS
STAINLESS STEEL BRAID COUPLINGS
POWER CRIMP COUPLINGS
FIELD ATTACHABLE - TYPE T COUPLINGS
FIELD ATTACHABLE - C5 COUPLINGS
FIELD ATTACHABLE - LOCK-ON COUPLINGS
C14 COUPLINGS & ASSEMBLIES
GLP & GL COUPLINGS
GLX COUPLINGS
PCTS THERMOPLASTIC COUPLINGS
POLARSEAL COUPLINGS (ACA, ACB, ACC)
POWER STEERING CPLGS. & TOC ASSEMBLIES
ADAPTERS
QUICK DISCONNECT COUPLERS
BALL VALVES
LIVE SWIVELS
ACCESSORIES
AIR BRAKE CPLGS. & ASSEMBLIES
KITS
BRASS

HOSE/CPLG. SELECTION
EQUIPMENT
HOSE SPECIFICATION
GLOBALSPIRAL COUPLINGS
STAINLESS STEEL SPIRAL COUPLINGS
MEGACRIMP COUPLINGS
STAINLESS STEEL BRAID COUPLINGS
POWER CRIMP COUPLINGS
FIELD ATTACHABLE - TYPE T COUPLINGS
FIELD ATTACHABLE - C5 COUPLINGS
FIELD ATTACHABLE - LOCK-ON COUPLINGS
C14 COUPLINGS & ASSEMBLIES
GLP & GL COUPLINGS
GLX COUPLINGS
PCTS THERMOPLASTIC COUPLINGS
POLARSEAL COUPLINGS (ACA, ACB, ACC)
POWER STEERING CPLGS. & TOC ASSEMBLIES
ADAPTERS
QUICK DISCONNECT COUPLERS
BALL VALVES
LIVE SWIVELS
ACCESSORIES
AIR BRAKE CPLGS. & ASSEMBLIES
KITS
BRASS

COUPLING IDENTIFICATION - CONTINUED

FOREIGN THREAD TYPES – JAPANESE

There are two popular types of coupling styles in Japan, Japanese Industrial Standard and Komatsu. These couplings look similar to Male JIC and Female JIC Swivel couplings. However, there are two major differences: The threads are BSP and the seat angle is only 30° instead of 37° for JIC.

1. Japanese Industrial Standard. Most Japanese equipment uses this type of coupling with a 30° seat and British Standard Pipe Parallel threads. They are not interchangeable with British couplings, since the flare is not inverted.

2. Komatsu. All Komatsu equipment uses couplings with a 30° seat and metric fine threads. All flanges are Code 61 or Code 62, except -10 which utilizes a special Komatsu-style flange that does not conform to SAE standard sizing.

JAPANESE 30° FLARE PARALLEL THREADS

The Japanese 30° flare male connector will mate with a Japanese 30° flare female only.

The male and female have straight threads and a 30° seat. The seal is made on the 30° seat.

The threads on the Japanese 30° flare connector conform to JIS B 0202, which are the same as the BSPOR threads. Both the British and Japanese connectors have a 30° seat, but they are not interchangeable because the British seat is inverted.

Japanese 30° Flare

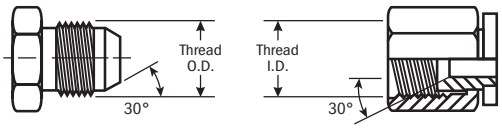

Male (MJIS) Female (FJISX)

Dash Size	Nominal Size (in)	Thread Size	Female Thread I.D. (in)	Male Thread O.D. (in)	Assembly Torque Recommendation (ft-lb)		Assembly Torque Recommendation (N-m)	
					Min.	Max.	Min.	Max.
-2	1/8	1/8 – 28	11/32	3/8	7	9	9	12
-4	1/4	1/4 – 19	7/16	17/32	11	18	15	24
-6	3/8	3/8 – 19	19/32	21/32	19	28	26	38
-8	1/2	1/2 – 14	3/4	13/16	30	36	41	49
-10	5/8	5/8 – 14	13/16	29/32	37	44	50	60
-12	3/4	3/4 – 14	15/16	1 1/32	50	60	68	81
-16	1	1 –11	1 13/16	1 15/16	79	95	107	129
-20	1 1/4	1 1/4 – 11	1 17/32	1 21/32	127	152	172	206
-24	1 1/2	1 1/2 – 11	1 25/32	1 7/8	167	190	226	258
-32	2	2 – 11	2 7/32	2 11/32	262	314	355	426

COUPLING IDENTIFICATION - CONTINUED

FOREIGN THREAD TYPES – JAPANESE - CONTINUED

JAPANESE TAPERED PIPE THREAD

The Japanese tapered pipe thread connector is identical to and fully interchangeable with the BSPT (tapered) connector. The Japanese connector does not have a 30° flare and will not mate with the BSPOR female.

The threads conform to JIS B 0203, which are the same as BSPT threads.

The seal on the Japanese tapered pipe thread connector is made on the threads.

Japanese Tapered Pipe Thread

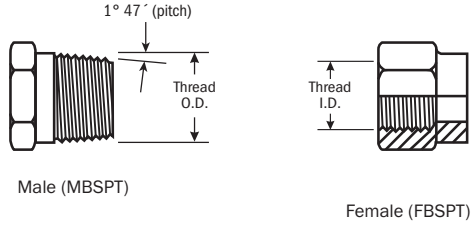

Dash Size	Nominal Size (in)	Thread Size	Female Tapered Thread I.D. (in)	Male Tapered Thread O.D. (in)
-2	1/8	1/8 – 28	11/32	3/8
-4	1/4	1/4 – 19	7/16	17/32
-6	3/8	3/8 – 19	19/32	21/32
-8	1/2	1/2 – 14	3/4	13/16
-12	3/4	3/4 – 14	15/16	1 1/32
-16	1	1 – 11	1 13/16	1 15/16
-20	1 1/4	1 1/4 – 11	1 17/32	1 21/32
-24	1 1/2	1 1/2 – 11	1 25/32	1 7/8
-32	2	2 – 11	2 7/32	1 11/32
-32	2	2 – 11	2 7/32	2 11/32

KOMATSU STYLE 30° FLARE PARALLEL THREADS

The Komatsu style 30° flare parallel thread connector is identical to the Japanese 30° flare parallel thread connector except for the threads. The Komatsu style connector uses metric fine threads which conform to JIS B 0207. Gates identifies these as Komatsu-style by marking the hex nuts with two small notches. The Komatsu style connector seals on the 30° flare.

Komatsu Style 30° Flare

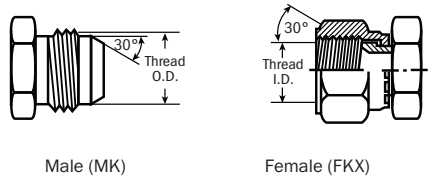

Dash Size	Nominal Size		Thread Size	Female Thread I.D. (mm)	Male Thread (O.D.) (mm)
	(in)	(mm)			
-4	1/4	6.4	M14X1.5	12.5	14
-6	3/8	9.5	M18X1.5	16.5	18
-8	1/2	12.7	M22X1.5	20.5	22
-10	5/8	15.9	M24X1.5	22.5	24
-12	3/4	19.1	M30X1.5	28.5	30
-16	1	25.4	M33X1.5	31.5	33
-20	1-1/4	31.8	M36X1.5	34.5	36
-24	1-1/2	38.1	M42X1.5	40.5	42

HOSE/CPLG. SELECTION
EQUIPMENT
HOSE SPECIFICATION
GLOBALSPIRAL COUPLINGS
STAINLESS STEEL SPIRAL COUPLINGS
MEGACRIMP COUPLINGS
STAINLESS STEEL BRAID COUPLINGS
POWER CRIMP COUPLINGS
FIELD ATTACHABLE - TYPE T COUPLINGS
FIELD ATTACHABLE - C5 COUPLINGS
FIELD ATTACHABLE - LOCK-ON COUPLINGS
C14 COUPLINGS & ASSEMBLIES
GLP & GL COUPLINGS
GLX COUPLINGS
PCTS THERMOPLASTIC COUPLINGS
POLARSEAL COUPLINGS (ACA, ACB, ACC)
POWER STEERING CPLGS. & TOC ASSEMBLIES
ADAPTERS
QUICK DISCONNECT COUPLERS
BALL VALVES
LIVE SWIVELS
ACCESSORIES
AIR BRAKE CPLGS. & ASSEMBLIES
KITS
BRASS

HOSE/CPLG. SELECTION
EQUIPMENT
HOSE SPECIFICATION
GLOBALSPIRAL COUPLINGS
STAINLESS STEEL SPIRAL COUPLINGS
MEGACRIMP COUPLINGS
STAINLESS STEEL BRAID COUPLINGS
POWER CRIMP COUPLINGS
FIELD ATTACHABLE - TYPE T COUPLINGS
FIELD ATTACHABLE - C5 COUPLINGS
FIELD ATTACHABLE - LOCK-ON COUPLINGS
C14 COUPLINGS & ASSEMBLIES
GLP & GL COUPLINGS
GLX COUPLINGS
PCTS THERMOPLASTIC COUPLINGS
POLARSEAL COUPLINGS (ACA, ACB, ACC)
POWER STEERING CPLGS. & TOC ASSEMBLIES
ADAPTERS
QUICK DISCONNECT COUPLERS
BALL VALVES
LIVE SWIVELS
ACCESSORIES
AIR BRAKE CPLGS. & ASSEMBLIES
KITS
BRASS

COUPLING IDENTIFICATION - CONTINUED

FOREIGN THREAD TYPES – JAPANESE - CONTINUED

KOMATSU STYLE FLANGE FITTING

The Komatsu style flange fitting is nearly identical to and fully interchangeable with the SAE Code 61 flange fitting. In all sizes the O-ring dimensions are different. When replacing a Komatsu style flange with an SAE style flange, an SAE style O-ring must always be used.

Komatsu Style Flange Fitting

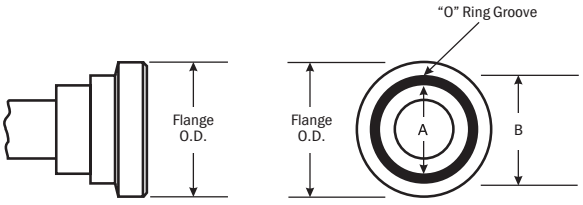

Flange (FL) Flange Head

Dash Size	Nominal Size		Flange O.D. (in)	A (in)	B (in)
	(in)	(mm)			
-8	½	12.7	1.188	.728	.984
-10*	⅝	15.9	1.345	.728	1.102
-12	¾	19.1	1.500	.846	1.220
-16	1	25.4	1.750	1.122	1.496
-20	1-¼	31.8	2.000	1.358	1.732
-24	1-½	38.1	2.375	1.750	2.125
-32	2	50.8	2.812	2.225	2.559

* -10 is not an SAE size flange

METRIC KOBELCO

These are similar to the German DIN 24° cone, but the DIN style uses courser threads. Therefore, the Kobelco and German DIN are not interchangeable for female Kobelco (see French GAZ 24° swivel).

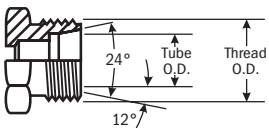

Male 24° Cone (MKB)

Dash Size	Metric Thread Size	Female Thread I.D. (mm)	Male Thread O.D. (mm)
-22	M30X1.5	28	30
-28	M36X1.5	34	36
-35	M45X1.5	43	45

GATES GLOBAL PART NUMBERING SYSTEM

Gates couplings feature a meaningful part number that makes coupling identification fast and easy. Always refer to Gates eCrimp online database (gates.com/ecrimp) when selecting hose and coupling combinations. In the following example, the Global Part Number G25100-0808 identifies a MegaCrimp® Male Pipe (MP) coupling with -8 (1/2") stem size and -8 (1/2") thread size.

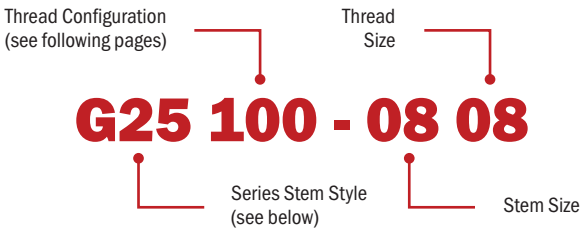

SERIES STEM STYLES:

G17 - Stainless Steel Braid Couplings
G18 - Stainless Steel Spiral Couplings
G19 - G8K Couplings

G20 - GlobalSpiral™ Couplings
G21 - GlobalSpiral™ One Piece Couplings For MC4-20 Crimper
G22 - GlobalSpiral™ Plus (GSP)
G23 - GlobalSpiral™ Max (GSM) Pressure Couplings (-32)
G24 - GlobalSpiral™ Max (GSM) Pressure Couplings (-24)
G25 - MegaCrimp™ Couplings
G27 - Field Attachable Type T for G1 Hose (1 Wire)
G28 - Field Attachable Type T for G2 Hose (2 Wire)

G30 - Copper Tubing
G31 - SureLok™ Fittings
G32 - Compression Fittings
G33 - Air Brake Couplings For Rubber Hose
G34 - Field Attachable for C5CXH, C5C, C5D & C5M Hose
G35 - Field Attachable for C5E Hose
G36 - Brass Field Attachable Couplings
G37 - Single Bead
G38 - Barbed Stem

G40 - C14 Couplings
G42 - GLP Couplings
G43 - GL Couplings
G44 - GLX™ Couplings
G45 - PolarSeal™ Couplings (ACA)
G46 - PolarSeal™ II Couplings (ACC)
G47 - PolarSeal™ II Couplings (ACB)

OTHER NON-STEM SERIES STYLES:

G49 - Automotive Adapters
G50 - Power Steering Couplings
G51 - PCTS Thermoplastic Couplings

G52 - Gates OE-Style Clamp Collars
G55 - Copper Tubing Industrial
G56 - SureLok™ Industrial Fittings
G57 - Mini-Barb Fitting
G58 - Industrial Compression PVC

G60 - SAE to SAE Adapters
G62 - British to SAE Adapters
G63 - Metric Conversion Adapters
G64 - International to International Adapters
G65 - Japanese Conversion Adapters
G73 - Ermeto Adapters

G80 - Hose Bend Restrictors
G81 - Hose Guards
G82 - Plated Flat Armor Spring Guards
G83 - Plated Wire Spring Guards
G89 - C14 Assembly

G90 - Plastic Cap/Plug

G93 - Live Swivel
G94 - Quick Disconnect Couplers
G95 - Quick Disconnect Couplers
G96 - Ball Valves

FERRULE NOMENCLATURE

Ferrule-type designations (GS, GSP) correspond to the stem hose end-type designations (16GS-16FJX, etc.). Always refer to Gates eCrimp for the right hose, stem and ferrule combination.

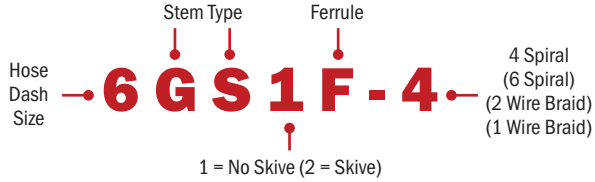

Once you've identified the thread end, it is important to put it into correct nomenclature. With a two-piece system, both stem and ferrule must be identified.

HOSE/CPLG. SELECTION
EQUIPMENT
HOSE SPECIFICATION
GLOBALSPIRAL COUPLINGS
STAINLESS STEEL SPIRAL COUPLINGS
MEGACRIMP COUPLINGS
STAINLESS STEEL BRAID COUPLINGS
POWER CRIMP COUPLINGS
FIELD ATTACHABLE - TYPE T COUPLINGS
FIELD ATTACHABLE - C5 COUPLINGS
FIELD ATTACHABLE - LOCK-ON COUPLINGS
C14 COUPLINGS & ASSEMBLIES
GLP & GL COUPLINGS
GLX COUPLINGS
PCTS THERMOPLASTIC COUPLINGS
POLARSEAL COUPLINGS (ACA, ACB, ACC)
POWER STEERING CPLGS. & TOC ASSEMBLIES
ADAPTERS
QUICK DISCONNECT COUPLERS
BALL VALVES
LIVE SWIVELS
ACCESSORIES
AIR BRAKE CPLGS. & ASSEMBLIES
KITS
BRASS

HOSE/CPLG. SELECTION
EQUIPMENT
HOSE SPECIFICATION
GLOBALSPIRAL COUPLINGS
STAINLESS STEEL SPIRAL COUPLINGS
MEGACRIMP COUPLINGS
STAINLESS STEEL BRAID COUPLINGS
POWER CRIMP COUPLINGS
FIELD ATTACHABLE - TYPE T COUPLINGS
FIELD ATTACHABLE - C5 COUPLINGS
FIELD ATTACHABLE - LOCK-ON COUPLINGS
C14 COUPLINGS & ASSEMBLIES
GLP & GL COUPLINGS
GLX COUPLINGS
PCTS THERMOPLASTIC COUPLINGS
POLARSEAL COUPLINGS (ACA, ACB, ACC)
POWER STEERING CPLGS. & TOC ASSEMBLIES
ADAPTERS
QUICK DISCONNECT COUPLERS
BALL VALVES
LIVE SWIVELS
ACCESSORIES
AIR BRAKE CPLGS. & ASSEMBLIES
KITS
BRASS

GATES GLOBAL PART NUMBERING SYSTEM - CONTINUED

THREAD CONFIGURATIONS FOR STEM STYLES

These three-digit numbers identify the various coupling thread configurations.

100 - MP Male Pipe (NPTF - 30° Cone Seat)
101 - MPLN Male Pipe Long Nose
102 - MPAPI API Line Pipe Connection
103 - MPLH Male Pipe (NPTF - 30° Cone Seat) - Long Hex
105 - MPX Male Pipe Swivel (NPTF - without 30° Cone Seat)
106 - MPX90 Male Pipe Swivel - 90° Block (NPTF - without 30° Cone Seat)
107 - MPX90L Male Pipe Swivel - 90° Long Block (NPTF - without 30° Cone Seat)
110 - FP Female Pipe (NPTF - without 30° Cone Seat)
111 - FPX Female Pipe Swivel (NPSM - 30° Cone Seat)
120 - MB Male O-Ring Boss
121 - MBX Male O-Ring Boss Swivel
122 - MBX45BL Male O-Ring Boss Swivel - 45° Block
123 - MBX90BL Male O-Ring Boss Swivel - 90° Block
124 - MBX90BLL Male O-Ring Boss Swivel - 90° Block Long
126 - MBX45 Male O-Ring Boss Swivel - 45° Bent Tube
128 - MBX90 Male O-Ring Boss Swivel - 90° Bent Tube
134 - MBAX90M Male O-Ring Boss Adapterless Swivel - 90° Bent Tube - Medium
140 - FMX Female MegaSeal® Swivel
145 - FMX45 Female MegaSeal® Swivel - 45° Bent Tube
149 - FMX90S Female MegaSeal® Swivel - 90° Bent Tube - Short
150 - FMX90 Female MegaSeal® Swivel - 90° Bent Tube
151 - FMX90L Female MegaSeal® Swivel - 90° Bent Tube - Long
165 - MJ Male JIC 37° Flare
170 - FJX Female JIC 37° Flare Swivel
171 - FJXL Female JIC 37° Flare Swivel - Long
172 - FJX30 Female JIC 37° Flare Swivel - 30° Bent Tube
174 - FJX45S Female JIC 37° Flare Swivel - 45° Bent Tube - Short
175 - FJX45 Female JIC 37° Flare Swivel - 45° Bent Tube
176 - FJX45L Female JIC 37° Flare Swivel - 45° Bent Tube - Long
177 - FJX60 Female JIC 37° Flare Swivel - 60° Bent Tube
179 - FJX90S Female JIC 37° Flare Swivel - 90° Bent Tube - Short
180 - FJX90 Female JIC 37° Flare Swivel - 90° Bent Tube - Medium
181 - FJX90L Female JIC 37° Flare Swivel - 90° Bent Tube - Long
182 - FJX90XL Female JIC 37° Flare Swivel - 90° Bent Tube - Extra Long
183 - FJX90 Female JIC 37° Flare Swivel - 90° Bent Tube
187 - FJX90BLK Female JIC 37° Flare Swivel - 90° Block
195 - MS Male SAE 45° Flare
196 - MS45 Male SAE 45° Flare - 45° Bent Tube
197 - MS90 Male SAE 45° Flare - 90° Bent Tube
200 - FSX Female SAE 45° Flare Swivel
202 - FSX45 Female SAE 45° Flare Swivel - 45° Bent Tube
204 - FSX90S Female SAE 45° Flare Swivel - 90° Bent Tube - Short
205 - FSX90 Female SAE 45° Flare Swivel - 90° Bent Tube
206 - FSX90L Female SAE 45° Flare Swivel - 90° Bent Tube - Long
210 - FJSX Dual Seat Female JIC 37°/SAE 45° Flare Swivel
211 - FJSX45 Dual Seat Female JIC 37°/SAE 45° Flare Swivel - 45° Bent Tube
212 - FJSX90 Dual Seat Female JIC 37°/SAE 45° Flare Swivel - 90° Bent Tube
213 - FJSX90L Dual Seat Female JIC 37°/SAE 45° Flare Swivel - 90° Bent Tube - Long
225 - MFFOR Male Flat-Face O-Ring
226 - MFFORBKHDLN Male Flat-Face O-Ring Bulk Head Long Nose
228 - MFFORBKHD Male Flat-Face O-Ring Bulk Head
230 - FFORX Female Flat-Face O-Ring Swivel
232 - FFORX22 Female Flat-Face O-Ring Swivel - 22 ½° Bent Tube
233 - FFORX30 Female Flat-Face O-Ring Swivel - 30° Bent Tube
234 - FFORX45S Female Flat-Face O-Ring Swivel - 45° Bent Tube - Short
235 - FFORX45 Female Flat-Face O-Ring Swivel - 45° Bent Tube
238 - FFORX67 Female Flat-Face O-Ring Swivel - 67 ½° Bent Tube
239 - FFORX90S Female Flat-Face O-Ring Swivel - 90° Bent Tube - Short
240 - FFORX90M Female Flat-Face O-Ring Swivel - 90° Bent Tube - Medium
241 - FFORX90L Female Flat-Face O-Ring Swivel - 90° Bent Tube - Long
242 - FFORX90BLK Female Flat-Face O-Ring Swivel - 90° Block
245 - FFORX105 Female Flat-Face O-Ring Swivel - 105° Bent Tube
248 - FFORX135 Female Flat-Face O-Ring Swivel - 135° Bent Tube
300 - FL Code 61 O-Ring Flange
301 - FLL Code 61 O-Ring Flange Long Neck
302 - FL22M Code 61 O-Ring Flange - 22 ½° Bent Tube - Medium
304 - FL30 Code 61 O-Ring Flange - 30° Bent Tube
306 - FL45S Code 61 O-Ring Flange - 45° Bent Tube - Short
307 - FL45 Code 61 O-Ring Flange - 45° Bent Tube
308 - FL60S Code 61 O-Ring Flange - 60° Bent Tube - Short
309 - FL60M Code 61 O-Ring Flange - 60° Bent Tube - Medium
311 - FL67 Code 61 O-Ring Flange - 67 ½° Bent Tube
313 - FL90XS Code 61 O-Ring Flange - 90° Bent Tube - Extra Short
314 - FL90S Code 61 O-Ring Flange - 90° Bent Tube - Short
315 - FL90M Code 61 O-Ring Flange - 90° Bent Tube - Medium
316 - FL90L Code 61 O-Ring Flange - 90° Bent Tube - Long
317 - FL90XL Code 61 O-Ring Flange - 90° Bent Tube - Extra Long
318 - FL90XXL Code 61 O-Ring Flange - 90° Bent Tube - Extra Extra Long
319 - FL90 Non-ISO Code 61 O-Ring Flange - 90° Bent Tube - Non ISO
323 - FL100 Code 61 O-Ring Flange - 100° Bent Tube
325 - FL110 Code 61 O-Ring Flange - 110° Bent Tube
327 - FL120 Code 61 O-Ring Flange - 120° Bent Tube
329 - FL125 Code 61 O-Ring Flange - 125° Bent Tube
331 - FL135 Code 61 O-Ring Flange - 135° Bent Tube
333 - FLCF Code 61 Captive O-Ring Flange
334 - FLCF45 Code 61 Captive O-Ring Flange - 45° Bent Tube
335 - FLCF90 Code 61 Captive O-Ring Flange - 90° Bent Tube
342 - RFL90S Special Flange - 90°
350 - FLH Code 62 O-Ring Flange Heavy
352 - FLH22 Code 62 O-Ring Flange Heavy - 22 ½° Bent Tube
353 - FLH20 Code 62 O-Ring Flange Heavy - 20° Bent Tube
354 - FLH30 Code 62 O-Ring Flange Heavy - 30° Bent Tube
355 - FLH30 (Non-Std) Code 62 O-Ring Flange Heavy - 30° Bent Tube - Non Std.
357 - FLH45 Code 62 O-Ring Flange Heavy - 45° Bent Tube

GATES GLOBAL PART NUMBERING SYSTEM - CONTINUED

THREAD CONFIGURATIONS FOR STEM STYLES - CONTINUED

359 - FLH60 Code 62 O-Ring Flange Heavy - 60° Bent Tube
360 - FLH67 Code 62 O-Ring Flange Heavy - 67 ½° Bent Tube
363 - FLH90 Code 62 O-Ring Flange Heavy - 90° Bent Tube
364 - FLH90S Code 62 O-Ring Flange Heavy - 90° Bent Tube - Short
365 - FLH90M Code 62 O-Ring Flange Heavy - 90° Bent Tube - Medium
366 - FLH90L Code 62 O-Ring Flange Heavy - 90° Bent Tube - Long
367 - FLH90XL Code 62 O-Ring Flange Heavy - 90° Bent Tube - Extra Long - Non ISO
369 - FLH110 Code 62 O-Ring Flange Heavy - 110° Bent Tube
370 - FLFF Code 61 Flange without O-Ring Groove
372 - FLH135 Code 62 O-Ring Flange - 135° Bent Tube
374 - FLHCF Code 62 O-Ring Flange Heavy with Captive Flange
376 - FLHCF45 Code 62 O-Ring Flange Heavy with Captive Flange - 45° Bent Tube
380 - FLHCF90 Code 62 O-Ring Flange Heavy with Captive Flange - 90° Bent Tube
386 - FLHCFM Code 62 O-Ring Flange Heavy Captive Flange Metric Bolts
400 - FLC Caterpillar Style O-Ring Flange
401 - FLCL Caterpillar Style O-Ring Flange - Long
402 - FLC22 Caterpillar Style O-Ring Flange - 22 ½° Bent Tube
404 - FLC30 Caterpillar Style O-Ring Flange - 30° Bent Tube
407 - FLC45 Caterpillar Style O-Ring Flange - 45° Bent Tube
408 - FLC45 Caterpillar Style O-Ring Flange - 45° Bent Tube
409 - FLC60 Caterpillar Style O-Ring Flange - 60° Bent Tube
410 - FLC67 Caterpillar Style O-Ring Flange - 67 ½° Bent Tube
415 - FLC90 Caterpillar Style O-Ring Flange - 90° Bent Tube
416 - FLC90L Caterpillar Style O-Ring Flange - 90° Bent Tube - Long
420 - FPFL Female French GAZ (Poclain) 24° High Pressure Flange
460 - ABC Air Brake Compression
461 - STA Straight Tube Assembly
462 - STA-ABC Straight Tube Assembly (STA) and One Air Brake Compression (ABC)
480 - MPFL Male French GAZ (Poclain) 24° High Pressure Flange
482 - MPFL90 Male French GAZ (Poclain) 24° High Pressure Flange - 90° Bent Tube
500 - MIX SAE Male Inverted Swivel
502 - MIX45 SAE Male Inverted Swivel - 45° Bent Tube
503 - SB-SB-RMIX Male SAE Inverted Flare Swivel - Tee
504 - MIX90 SAE Male Inverted Swivel - 90° Bent Tube
510 - MFA SAE Male Flareless Assembly
511 - MFA90 SAE Male Flareless Assembly - 90° Block
520 - NASP North American Stand Pipe
527 - FBO Female Braze-On Stems
534 - HLEC Hose Length Extender - Caterpillar
535 - HLE Hose Length Extender
536 - HLE45 Hose Length Extender - 45° Bent Tube
537 - HLE90 Hose Length Extender - 90° Bent Tube
538 - HLESG Hose Length Extender with Sight Glass
539 - HLET Hose Length Extender - Tee
540 - FABX Female Air Brake Swivel
541 - HLE180 Hose Length Extender - 180° Bent Tube
542 - HLEY Y Splicer
543 - TBFLX Two-Bolt Flange Swivel
561 - FG Female Grease
562 - FZX Female Parker Triple Thread Flare Swivel
563 - PWX Pressure Wash Swivel
564 - BJ US Banjo
570 - VIC Victaulic Nipple
576 - FTON134SP45 Female O-Ring with R134 Service Port - 45° Bent Tube
577 - FTONR12SP45 Female O-Ring with R12 Service Port - 45° Bent Tube
578 - MTON180 Male O-Ring (MOR) - 180° Bent Tube
580 - MTON134SP Male SAE Tube O-Ring Nut Swivel with R134a Service Port
582 - MTON134SP90 Male SAE Tube O-Ring Nut Swivel with R134a Service Port - 90° Bent Tube
583 - MTON Male SAE Tube O-Ring Nut Swivel
584 - MTON45 Male SAE Tube O-Ring Nut - 45° Bent Tube
585 - MTON90 Male SAE Tube O-Ring Nut - 90° Bent Tube
586 - FTONR12SP Female SAE Tube O-Ring Nut Swivel with R12 Service Port
587 - FTONR12SP90 Female SAE Tube O-Ring Nut Swivel with R12 Service Port - 90° Bent Tube
588 - FTON134SP Female SAE Tube O-Ring Nut Swivel with R134a Service Port
589 - FTON134SP90 Female SAE Tube O-Ring Nut Swivel with R134a Service Port - 90° Bent Tube
590 - FTON Female SAE Tube O-Ring Nut Swivel
591 - FTON45 Female SAE Tube O-Ring Nut Swivel - 45° Bent Tube
592 - FTON90 Female SAE Tube O-Ring Nut Swivel - 90° Bent Tube
593 - FTOMN Female SAE Tube O-Ring Metric Nut Swivel
594 - FTOMN45 Female SAE Tube O-Ring Metric Nut Swivel - 45° Bent Tube
595 - FTOMN90 Female SAE Tube O-Ring Metric Nut Swivel - 90° Bent Tube
596 - FTON90BL Female SAE Tube O-Ring Nut Swivel - 90 Block
597 - MIO Male Inverted O-Ring
598 - MIO45 Male Inverted O-Ring - 45° Bent Tube
599 - MIO90 Male Inverted O-Ring - 90° Bent Tube
600 - MIOBKHD Male Inverted O-Ring Bulkhead
602 - MIOBKHD90 Male Inverted O-Ring Bulkhead - 90° Bent Tube
604 - FTDON Female SAE Tube Dual O-Ring Nut
605 - FTDON45 Female SAE Tube Dual O-Ring Nut - 45° Bent Tube
606 - FTDON90 Female SAE Tube Dual O-Ring Nut - 90° Bent Tube
607 - FTDOMN Female SAE Tube Dual O-Ring Metric Nut
608 - FTDOMN45 Female SAE Tube Dual O-Ring Metric Nut - 45° Bent Tube
609 - FTDOMN90 Female SAE Tube Dual O-Ring Metric Nut - 90° Bent Tube
610 - FTON180 Female SAE Tube O-Ring Nut - 180° Bent Tube
611 - MIO134SP Male Inverted O-Ring with R134a Service Port
613 - MIO134SP90 Male Inverted O-Ring with R134a Service Port - 90° Bent Tube
614 - TORSP Universal Tee O-Ring Splicer English Threads
615 - MDL Male DIN 24° Cone - Light Series
645 - FDLORX Female DIN 24° Cone Swivel - Light Series with O-Ring

HOSE/CPLG. SELECTION
EQUIPMENT
HOSE SPECIFICATION
GLOBALSPIRAL COUPLINGS
STAINLESS STEEL SPIRAL COUPLINGS
MEGACRIMP COUPLINGS
STAINLESS STEEL BRAID COUPLINGS
POWER CRIMP COUPLINGS
FIELD ATTACHABLE - TYPE T COUPLINGS
FIELD ATTACHABLE - C5 COUPLINGS
FIELD ATTACHABLE - LOCK-ON COUPLINGS
C14 COUPLINGS & ASSEMBLIES
GLP & GL COUPLINGS
GLX COUPLINGS
PCTS THERMOPLASTIC COUPLINGS
POLARSEAL COUPLINGS (ACA, ACB, ACC)
POWER STEERING CPLGS. & TOC ASSEMBLIES
ADAPTERS
QUICK DISCONNECT COUPLERS
BALL VALVES
LIVE SWIVELS
ACCESSORIES
AIR BRAKE CPLGS. & ASSEMBLIES
KITS
BRASS

HOSE/CPLG. SELECTION
EQUIPMENT
HOSE SPECIFICATION
GLOBALSPIRAL COUPLINGS
STAINLESS STEEL SPIRAL COUPLINGS
MEGACRIMP COUPLINGS
STAINLESS STEEL BRAID COUPLINGS
POWER CRIMP COUPLINGS
FIELD ATTACHABLE - TYPE T COUPLINGS
FIELD ATTACHABLE - C5 COUPLINGS
FIELD ATTACHABLE - LOCK-ON COUPLINGS
C14 COUPLINGS & ASSEMBLIES
GLP & GL COUPLINGS
GLX COUPLINGS
PCTS THERMOPLASTIC COUPLINGS
POLARSEAL COUPLINGS (ACA, ACB, ACC)
POWER STEERING CPLGS. & TOC ASSEMBLIES
ADAPTERS
QUICK DISCONNECT COUPLERS
BALL VALVES
LIVE SWIVELS
ACCESSORIES
AIR BRAKE CPLGS. & ASSEMBLIES
KITS
BRASS

GATES GLOBAL PART NUMBERING SYSTEM - CONTINUED

THREAD CONFIGURATIONS FOR STEM STYLES - CONTINUED

650 - FDLORX45 Female DIN 24° Cone Swivel - Light Series with O-Ring - 45° Bent Tube
655 - FDLORX90 Female DIN 24° Cone Swivel - Light Series with O-Ring - 90° Bent Tube
675 - MFG Male French GAZ
680 - FFGX Female French GAZ Swivel (Female Kobelco)
688 - FTON134SPH Female SAE Tube O-Ring Nut Swivel with R134a High Pressure Service Port
690 - FFGX90 Female French GAZ Swivel - 90° Bent Tube (Female Kobelco)
691 - FFGX90S Female French GAZ Swivel - 90° Bent Tube - Short (Female Kobelco)
715 - MDH Male DIN 24° Cone - Heavy Series
720 - FDHORX Female DIN 24° Cone Swivel - Heavy Series with O-Ring
725 - FDHORX45 Female DIN 24° Cone Swivel - Heavy Series with O-Ring - 45° Bent Tube
730 - FDHORX90 Female DIN 24° Cone Swivel - Heavy Series with O-Ring - 90° Bent Tube
735 - MKB Male Kobelco (Male French GAZ)
750 - MSP Metric Light Stand Pipe
770 - DBJ International Thread Metric 7642 DIN Banjo
795 - MBSPT Male British Standard Pipe Tapered
810 - MBSPP Male British Standard Pipe Parallel
830 - FBSPX Female British Standard Parallel Pipe O-Ring Swivel
830 - FBSPORX Female British Standard Parallel Pipe O-Ring Swivel
831 - FBSPORX45 Female British Standard Parallel Pipe O-Ring Swivel - 45° Bent Tube
832 - FBSPORX90 Female British Standard Parallel Pipe O-Ring Swivel - 90° Bent Tube
845 - FBSPORX90BL Female British Standard Parallel Pipe O-Ring Swivel - 90 Block
850 - BSPBJ International Thread British Std Pipe Banjo
855 - FBFFX Female British Flat-Face Swivel
857 - FLSHCF ISO 6164 4-Bolt Heavy Captive Flange
860 - XXSBW GSM Butt Weld
910 - FKX Female Komatsu Style Japanese Metric Swivel
911 - FKX45 Female Komatsu Style Japanese Metric Swivel - 45° Bent Tube
913 - FKX90 Female Komatsu Style Japanese Metric Swivel - 90° Bent Tube
930 - FJISX Female Japanese Industrial Standard 30° Flare Swivel
932 - FJISPX Female Japanese Inverted Flare Parallel Threads
934 - FJISX90S Female Japanese Industrial Standard Swivel - 90° Bent Tube
935 - MMFA Male Metric Flareless Assembly
947 - FSLTORSP Female (Ford) Spring Lock Tee O-Ring Splicer
948 - FSLSP Female (Ford) Spring Lock Liquid Line Splicer
949 - MSL45 Male (Ford) Spring Lock - 45° Bent Tube
950 - MSL Male (Ford) Spring Lock
951 - MSL90 Male (Ford) Spring Lock - 90° Bent Tube
952 - FSL Female (Ford) Spring Lock
953 - FSL90 Female (Ford) Spring Lock - 90° Bent Tube
954 - R12SP Hose Splicer with R12 Thread Service Port
955 - FSL45 Female (Ford) Spring Lock - 45° Bent Tube
956 - R134SP Hose Splicer with R134a Service Port
957 - R134SP-RL Female Rotalok with R134a Service Port - 90° Block
958 - CFTON90 Compressor Female SAE Tube O-Ring Nut Swivel - 90° Bent Tube
959 - CFTON90BL Compressor Female SAE Tube O-Ring Nut Swivel - 90° Block
960 - CFTON134SP90BL Compressor Female Tube O-Ring Nut with 134a Service Port - 90° Block
961 - CBSR12SP90 Compressor Block - Single w/Switch or Service Port - 90° Bent Tube
962 - CBSRR12SP90 Compressor Block - Single Reverse w/Switch or Service Port - 90° Bent Tube
963 - FTOMN90134SPH Metric Female O-Ring (FOR) with Switch or Service Port - 90° Bent Tube
964 - FTOMN90SPL Metric Female O-Ring (FOR) with Switch or Service Port - 90° Bent Tube
965 - MIOM Metric Male Insert O-Ring (MIO)
970 - MQLH Male Quick-Lok™ High
971 - MQLH45S Male Quick-Lok™ High - 45° Bent Tube - Short
972 - MQLH90S Male Quick-Lok™ High - 90° Bent Tube - Short
973 - MQLH90L Male Quick-Lok™ High - 90° Bent Tube - Long
974 - FQLH-MB Female Quick-Lok™High to Male O-Ring Boss Adapter
976 - FQLH-FJ Female Quick-Lok™ High to Female JIC 37° Flare
978 - FQLH-FFOR Female Quick-Lok™ High to Female Flat-Face
980 - MQLL Male Quick-Lok™ Low
981 - MQLL45 Male Quick-Lok™ Low - 45° Bent Tube
982 - MQLL90 Male Quick-Lok™ Low - 90° Bent Tube
983 - MQLL90M Male Quick-Lok™ Low - 90° Bent Tube - Medium
984 - MQLL90L Male Quick-Lok™ Low - 90° Bent Tube - Long
995 - B1F Non-Skive Ferrule - Stainless Steel Braid
995 - CLAMP Clamp Assemblies
995 - G8K1F G8K Ferrule for G8K Spiral Hose
995 - GS1F GS Ferrule for Wire Braid Hose
995 - GS1F-4 GS Ferrule for 4-Spiral Hose
995 - GS1F-6 GS Ferrule for 6-Spiral Hose
995 - GSP1F-2 GSP Ferrule for Wire Braid Hose
995 - GSP1F-4 GSP Ferrule for 4-Spiral Hose
995 - S1F Non-Skive Ferrules - Stainless Steel Spiral
995 - S2F Skive Ferrules - Stainless Steel Spiral
997 - GSID1F GS Ferrule for ID5K Hose

GATES GLOBAL PART NUMBERING SYSTEM - CONTINUED

AIR BRAKE

In the following example, the Global Part Number G33100-0808 identifies a Air Brake Male Pipe (MP) coupling with -8 (1/2") tube size and -8 (1/2") thread size.



THREAD CONFIGURATIONS FOR STEM STYLES

These three-digit numbers identify the various coupling thread configurations.

AIR BRAKE COMPRESSION – G30 / G32

050 - TS-ABCT	Tube Sleeve
060 - TSN-ABCT	Tube Sleeve Nut
100 - ABCT-MP	Male Pipe
102 - ABCT-MP45	Male Pipe - 45°
104 - ABCT-MP90	Male Pipe - 90°
106 - ABCT-MP90L	Male Pipe - 90° - Long
300 - AB-AB-BKHD	Air Brake Bulkhead Union
400 - ABCT-ABCT	Union
404 - ABCT-ABCT90	Union - 90°
450 - ABCT-ABCT-ABCT	Union - Tee
601 - ABC-MP90-TV	Male Pipe Branch
602 - MP-ABC90-TV	Male Pipe Run

AIR BRAKE – G31 / G33

050 - AB-PLUG	Air Brake Plugs
021 - MP-ATDV	Air Tank Drain Valve
022 - MP-AV	Air Vent
027 - MP-CV	One Way Check Valve
030 - MAB-MP	Male Air Brake to Male Pipe Adapter
031 - GH	Gladhand
032 - GH-SEAL	Gladhand Seal
050 - TS-ABR	Sleeve
060 - TSN-ABR	Nut
061 - SGN-ABR	Spring Guard Nut
080 - CARTRIDGE-AB	Air Brake Cartridge
100 - ABR-MP	Air Brake to Male Pipe with Nut and Sleeve
102 - AB-MP45	Air Brake to Male Pipe - 45°
103 - SB-MSC	Male Straight Thread Connector
104 - AB-MP90	Brass Adapter to Male Pipe - 90°
106 - ABCT-MP90L	Air Brake Copper Tubing Compression to Male Pipe - 90° - Long
110 - ABRSG-MP	Air Brake to Male Pipe with Spring Guard
111 - ABRI-MP	Air Brake to Male Pipe without Nut and Sleeve
112 - SGABR	Air Brake Spring Guard
122 - AB-MPX45	Air Brake to Male Pipe Swivel - 45°
124 - AB-MPX90	Air Brake to Male Pipe Swivel - 90°
130 - MP-AB-AB	Air Brake Run Tee to Male Pipe
131 - MP-ABC-ABC	Air Brake Compression Run Tee to Male Pipe
132 - MP-AB-AB	Air Brake Run Tee to Male Pipe
134 - AB-AB-MP	Air Brake Branch Tee to Male Pipe
136 - ABC-ABC-MP	Air Brake Compression Branch Tee to Male Pipe
140 - MPX-AB-AB	Air Brake Run Tee to Male Pipe Swivel
142 - AB-AB-MPX	Air Brake Branch Tee to Male Pipe Swivel
150 - ABR-FABX	Air Brake to Female Air Brake Swivel
151 - ABR-FABX-MPA	Air Brake to Female Air Brake Swivel with Adapter
154 - AB-FP90	Air Brake to Female Pipe - 90°
160 - ABC-ABC-FP	Air Brake Compression Branch Tee to Female Pipe
190 - MBT-MFA	Mini-Barb to Industrial Copper Tubing Compression
300 - FP-FPBKHD	Female Pipe to Female Pipe Bulkhead
301 - FP-FPBKHDS	Female Pipe to Female Pipe Bulkhead
302 - MP-FPBKHDL	Male Pipe to Female Pipe Bulkhead
303 - MP-FPBKHD	Male Pipe to Female Pipe Bulkhead

HOSE/CPLG. SELECTION
EQUIPMENT
HOSE SPECIFICATION
GLOBALSPIRAL COUPLINGS
STAINLESS STEEL SPIRAL COUPLINGS
MEGACRIMP COUPLINGS
STAINLESS STEEL BRAID COUPLINGS
POWER CRIMP COUPLINGS
FIELD ATTACHABLE - TYPE T COUPLINGS
FIELD ATTACHABLE - C5 COUPLINGS
FIELD ATTACHABLE - LOCK-ON COUPLINGS
C14 COUPLINGS & ASSEMBLIES
GLP & GL COUPLINGS
GLX COUPLINGS
PCTS THERMOPLASTIC COUPLINGS
POLARSEAL COUPLINGS (ACA, ACB, ACC)
POWER STEERING CPLGS. & TOC ASSEMBLIES
ADAPTERS
QUICK DISCONNECT COUPLERS
BALL VALVES
LIVE SWIVELS
ACCESSORIES
AIR BRAKE CPLGS. & ASSEMBLIES
KITS
BRASS

HOSE/CPLG. SELECTION
EQUIPMENT
HOSE SPECIFICATION
GLOBALSPIRAL COUPLINGS
STAINLESS STEEL SPIRAL COUPLINGS
MEGACRIMP COUPLINGS
STAINLESS STEEL BRAID COUPLINGS
POWER CRIMP COUPLINGS
FIELD ATTACHABLE - TYPE T COUPLINGS
FIELD ATTACHABLE - C5 COUPLINGS
FIELD ATTACHABLE - LOCK-ON COUPLINGS
C14 COUPLINGS & ASSEMBLIES
GLP & GL COUPLINGS
GLX COUPLINGS
PCTS THERMOPLASTIC COUPLINGS
POLARSEAL COUPLINGS (ACA, ACB, ACC)
POWER STEERING CPLGS. & TOC ASSEMBLIES
ADAPTERS
QUICK DISCONNECT COUPLERS
BALL VALVES
LIVE SWIVELS
ACCESSORIES
AIR BRAKE CPLGS. & ASSEMBLIES
KITS
BRASS

GATES GLOBAL PART NUMBERING SYSTEM - CONTINUED

AIR BRAKE - CONTINUED

THREAD CONFIGURATIONS FOR STEM STYLES - CONTINUED

AIR BRAKE – G31 / G33 (CONTINUED)

360 - AB-FP-BKHD Air Brake to Female Pipe Bulkhead
400 - ABR-ABR Air Brake Union
404 - AB-AB90 Air Brake Union - 90°
450 - AB-AB-AB Air Brake Union - Tee
451 - AB-AB-AB Air Brake Union - Tee
452 - ABC-ABC-ABC Air Brake Union - Tee
610 - MP-MS90-TV Truck Valve 90° - Male SAE 45° Flare to Male Pipe Run
612 - MS-MP90-TV Truck Valve 90° - Male SAE 45° to Male Pipe Branch
620 - SB-MP90-TV Truck Valve 90° - Single Bead to Male Pipe Run
622 - SB-MP90-TVP Truck Valve 90° - Barbed to Male Pipe Branch with Pin Handle
630 - FP-MP90-TV Truck Valve 90° - Male Pipe to Female Pipe Branch
650 - FP-FP-FP3WTV Truck Valve - 3-Way
655 - FP-FP-FP4WTV Truck Valve - 4-Way
656 - FP-FP-FP4WTV-L Truck Valve - 4-Way - Long
701 - MFA-MFASC Shut-off Cock - Copper Tubing Ind. Compression to Copper Tubing Ind. Compression Run
705 - MFA-MPSC Shut-off Cock - Copper Tubing Industrial Compression to Male Pipe Run
710 - MP-FPSC Shut-off Cock - Male Pipe to Female Pipe Run
715 - FP-FPSC Shut-off Cock - Female Pipe to Female Pipe Run
720 - MS-MPSC Shut-off Cock - Male SAE 45° Flare to Male Pipe Run
730 - MS-MSSC Shut-off Cock - Male SAE 45° Flare to Male SAE 45° Flare Run
801 - MP-ADC Air Shut-off Cock - Male Pipe to Bibb Nose
805 - FP-MPADC Air Drain Cock - Male Pipe to Female Pipe
823 - BN-MPDC90 Drain Cock 90° - Single Bead to Male Pipe - Long
830 - MP-ISDC Drain Cock - Male Pipe Internal Seat - Bibb Nose - Long
831 - MP-ESDC Drain Cock - Male Pipe to Tube External Seat - Long
832 - MP-ADCBN Air Shut-off Cock - Male Pipe - Bibb Nose with Key Handle
850 - ATNKV Air Tank Valve
901 - MFA-MFANV Needle Valve - Copper Tubing Ind. Compression to Copper Tubing Ind. Compression Run
905 - MFA-MP90NV Needle Valve 90° - Copper Tubing Industrial Compression to Male Pipe
910 - MFA-MPNV Needle Valve - Copper Tubing Industrial Compression to Male Pipe
915 - MP-MPNV Needle Valve - Male Pipe to Male Pipe
920 - MP-FPNV Needle Valve - Male Pipe to Female Pipe
930 - FP-FPNV Needle Valve - Female Pipe to Female Pipe
940 - MS-MPNV Needle Valve - Male SAE 45° Flare to Male Pipe
945 - MS-MP90NV Needle Valve 90° - Male SAE 45° Flare to Male Pipe
950 - MS-MSNV Needle Valve - Male SAE 45° Flare to Male SAE 45° Flare

BRASS STEMMED FITTINGS – G36

100 - LOC-RMP Male Pipe with Cone Seat
105 - LOC-RMPX Male Pipe Swivel without Cone Seat
106 - LOC-RMP90 Male Pipe 90° Block with Cone Seat
110 - LOC-RFP Female Pipe without Cone Seat
111 - LOC-RFPX Female Pipe Swivel with Cone Seat
165 - LOC-RMJ Male JIC 37° Flare
170 - LOC-RFJX Female JIC 37° Flare Swivel
195 - LOC-RMS Male SAE 45° Flare
200 - LOC-RFSX Female SAE 45° Flare Swivel
210 - LOC-RFJSX Dual Seat Female JIC 37°/SAE 45° Flare Swivel
500 - LOC-RMIX Male SAE Inverted Flare Swivel
508 - LOC-RFI Female SAE Inverted Flare
520 - LOC-RFT North American Stand Pipe
520 - LOC-RSP North American Stand Pipe
535 - LOC-RHM Hose Length Extenders
795 - LOC-MBSPT Male British Standard Pipe Tapered

BRASS STEMMED FITTINGS – G37

100 - SB-RMP Male Pipe with Cone Seat
103 - SB-MSC Male Straight Thread Connector
106 - SB-RMP90 Male Pipe 90° Block Cone Seat
195 - SB-RMS Male SAE 45° Flare Connector
500 - SB-RMIX Male SAE Inverted Flare Swivel
503 - SB-SB-RMIX Male SAE Inverted Flare Swivel - Tee
504 - SB-RMIX90 Male SAE Inverted Flare Swivel - 90°
508 - SB-RFI Female SAE Inverted Flare

BRASS STEMMED FITTINGS – G38

100 - BS-MP Male Pipe NPTF with Cone Seat
110 - BS-FP Female Pipe NPTF

GATES GLOBAL PART NUMBERING SYSTEM - CONTINUED

ADAPTERS

In the following example, the Global Part Number G60110-0808 identifies a Male Pipe NPTF (MP) to Male Pipe NPTF (MP) adapter with -8 (1/2") pipe thread and -8 (1/2") pipe thread size. Meets SAE100R2 working pressures except where noted.

SERIES STEM STYLES:

G60 - SAE to SAE

G62 - British to SAE

G63 - Metric to SAE

G64 - International to International

G65 - Japanese Conversion

G73 - Ermento



THREAD CONFIGURATIONS FOR STEM STYLES

These three-digit numbers identify the various coupling thread configurations.

60050 - FFN — Female Flareless Nut
60051 - FFS — Female Flareless Sleeve
60102 - MP-PLUG — Male Pipe NPTF Plug
60104 - MP-HEXPLUG — Male Pipe NPTF Adapter
60110 - MP-MP — Male Pipe NPTF to Male Pipe NPTF
60115 - MP-MP90 — Male Pipe NPTF to Male Pipe NPTF - 90°
60130 - MP-FPS — Male Pipe NPTF to Female Pipe NPTF Reducer Bushing - Short
60132 - MP-FPL — Male Pipe NPTF to Female Pipe NPTF Increasing Bushing - Long
60134 - FP-MP45 — Female Pipe NPTF to Male Pipe NPTF - 45°
60136 - MP-FP90 — Male Pipe NPTF to Female Pipe NPTF - 90°
60140 - MP-FPX — Male Pipe NPTF to Female Pipe Swivel NPSM
60142 - MP-FPX45 — Male Pipe NPTF to Female Pipe Swivel NPSM - 45°
60144 - MP-FPX90 — Male Pipe NPTF to Female Pipe Swivel NPSM - 90°
60146 - MP-FJX — Male Pipe to Female JIC 37° Flare Swivel
60152 - FP-FP — Female Pipe NPTF to Female Pipe NPTF
60154 - FP-FP45 — Female Pipe NPTF to Female Pipe NPTF - 45°
60156 - FP-FP90 — Female Pipe NPTF to Female Pipe NPTF - 90°
60160 - FP-FPX — Female Pipe NPTF to Female Pipe Swivel NPSM
60162 - FP-FPX45 — Female Pipe NPTF to Female Pipe Swivel NPSM - 45°
60164 - FP-FPX90 — Female Pipe NPTF to Female Pipe Swivel NPSM - 90°
60181 - FP-FP-FP — Female Pipe NPTF - Tee
60183 - FP-FP-MP — Female Pipe NPTF on Run to Male Pipe NPTF - Tee
60184 - FPX-FPX-FPX — Female Pipe Swivel NPSM - Tee
60186 - FPX-FPX-MP — Female Pipe Swivel NPSM on Run to Male Pipe NPTF - Tee
60248 - O-RING — O-Rings for Straight Thread Boss Fittings
60250 - MB-PLUG — Male O-Ring Boss Plug
60255 - MB-HEXPLUG — Male O-Ring Boss to Hex Plug
60265 - MB-MP — Male O-Ring Boss to Male Pipe NPTF
60275 - MB-FP — Male O-Ring Boss to Female Pipe NPTF
60285 - MB-FPX — Male O-Ring Boss to Female Pipe Swivel NPSM
60287 - MB-FPX45 — Male O-Ring Boss to Female Pipe Swivel NPSM - 45°
60289 - MB-FPX90 — Male O-Ring Boss to Female Pipe Swivel NPSM - 90°
60291 - FB-MP — Female O-Ring Boss to Male Pipe NPTF
60301 - MB-MJ — Male O-Ring Boss to Male JIC 37° Flare
60308 - MB-MJ45 — Male O-Ring Boss to Male JIC 37° Flare - 45°
60312 - MB-MJ90 — Male O-Ring Boss to Male JIC 37° Flare - 90°
60320 - MB-FJX — Male O-Ring Boss to Female JIC 37° Flare Swivel
60340 - MB-FB — Male O-Ring Boss to Female O-Ring Boss
60350 - MJ-MJ-MB — Male JIC 37° Flare on Run to Male O-Ring Boss - Tee
60352 - MB-MJ-MJ — Male O-Ring Boss to Male JIC 37° Flare to Male JIC 37° Flare - Tee
60394 - TS — Tube Sleeve
60395 - TSN — Tube Sleeve Nut
60399 - LN — Locknuts for Bulkhead Fittings
60401 - FJ-CAP — Female JIC 37° Flare Cap
60402 - MJ-PLUG — Male JIC 37° Flare Plug
60405 - MJ-FBO — Male JIC 37° Flare to Female Braze - On
60410 - MJ-MJ — Male JIC 37° Flare to Male JIC 37° Flare
60413 - MJ-MJLH — Male JIC 37° Flare to Male JIC 37° Flare Large Hex
60415 - FLC90 — Caterpillar Style O-Ring Flange - 90° Bent Tube
60417 - MJ-MJ90 — Male JIC 37° Flare to Male JIC 37° Flare - 90°
60420 - MJ-FJ — Male JIC 37° Flare to Female JIC 37° Flare
60422 - MJ-FJX90 — Male JIC 37° Flare to Female JIC 37° Flare Swivel - 90°
60424 - MJ-FJX45 — Male JIC 37° Flare to Female JIC 37° Flare Swivel - 45°
60442 - FJX-FJX — Female JIC 37° Flare Swivel to Female JIC 37° Flare Swivel
60445 - MJ-BKHD — Male JIC 37° Flare to Male JIC 37° Flare Bulkhead
60446 - MJ-BKHD45 — Male JIC 37° Flare to Male JIC 37° Flare Bulkhead - 45°
60447 - MJ-BKHD90 — Male JIC 37° Flare to Male JIC 37° Flare Bulkhead - 90°
60450 - MBSPPOR-MJ — Male British Standard Pipe Parallel with O-Ring to Male JIC 37° Flare

HOSE/CPLG. SELECTION
EQUIPMENT
HOSE SPECIFICATION
GLOBALSPIRAL COUPLINGS
STAINLESS STEEL SPIRAL COUPLINGS
MEGACRIMP COUPLINGS
STAINLESS STEEL BRAID COUPLINGS
POWER CRIMP COUPLINGS
FIELD ATTACHABLE - TYPE T COUPLINGS
FIELD ATTACHABLE - C5 COUPLINGS
FIELD ATTACHABLE - LOCK-ON COUPLINGS
C14 COUPLINGS & ASSEMBLIES
GLP & GL COUPLINGS
GLX COUPLINGS
PCTS THERMOPLASTIC COUPLINGS
POLARSEAL COUPLINGS (ACA, ACB, ACC)
POWER STEERING CPLGS. & TOC ASSEMBLIES
ADAPTERS
QUICK DISCONNECT COUPLERS
BALL VALVES
LIVE SWIVELS
ACCESSORIES
AIR BRAKE CPLGS. & ASSEMBLIES
KITS
BRASS

HOSE/CPLG. SELECTION
EQUIPMENT
HOSE SPECIFICATION
GLOBALSPIRAL COUPLINGS
STAINLESS STEEL SPIRAL COUPLINGS
MEGACRIMP COUPLINGS
STAINLESS STEEL BRAID COUPLINGS
POWER CRIMP COUPLINGS
FIELD ATTACHABLE - TYPE T COUPLINGS
FIELD ATTACHABLE - C5 COUPLINGS
FIELD ATTACHABLE - LOCK-ON COUPLINGS
C14 COUPLINGS & ASSEMBLIES
GLP & GL COUPLINGS
GLX COUPLINGS
PCTS THERMOPLASTIC COUPLINGS
POLARSEAL COUPLINGS (ACA, ACB, ACC)
POWER STEERING CPLGS. & TOC ASSEMBLIES
ADAPTERS
QUICK DISCONNECT COUPLERS
BALL VALVES
LIVE SWIVELS
ACCESSORIES
AIR BRAKE CPLGS. & ASSEMBLIES
KITS
BRASS

GATES GLOBAL PART NUMBERING SYSTEM - CONTINUED

ADAPTERS - CONTINUED

THREAD CONFIGURATIONS FOR STEM STYLES - CONTINUED

60455 - MJ-MBL Male JIC 37° Flare to Male O-Ring Boss Light Duty
60460 - MJ-MB90L Male JIC 37° Flare to Male O-Ring Boss - 90° - Long
60469 - MJ-MJ-MJ Male JIC 37° Flare Tee
60470 - MJ-MJ-FJX Male JIC 37° Flare on Run to Female JIC 37° Flare Swivel - Tee
60471 - MJ-MJ-BKHD Male JIC 37° Flare on Run to Male JIC 37° Flare Bulkhead - Tee
60472 - MJ-BKHD-MJ Male JIC 37° Flare to Male JIC 37° Flare Bulkhead to Male JIC 37° Flare - Tee
60473 - MJ-FJX-MJ Male JIC 37° Flare to Female JIC 37° Flare Swivel to Male JIC 37° Flare - Tee
60490 - MJ-MP Male JIC 37° Flare to Male Pipe NPTF
60497 - MJ-MP45 Male JIC 37° Flare to Male Pipe NPTF - 45°
60499 - MJ-MP90 Male JIC 37° Flare to Male Pipe NPTF - 90°
60500 - MJ-MP90L Male JIC 37° Flare to Male Pipe NPTF - 90° - Long
60510 - MJ-FP Male JIC 37° Flare to Female Pipe NPTF
60514 - MJ-FP90 Male JIC 37° Flare to Female Pipe NPTF - 90°
60520 - FJX-MP Female JIC 37° Flare Swivel to Male Pipe NPTF
60524 - FJX-MP90 Female JIC 37° Flare Swivel to Male Pipe NPTF - 90°
60530 - FJX-FP Female JIC 37° Flare Swivel to Female Pipe NPTF
60541 - MJBKHD-MP Male JIC 37° Flare Bulkhead to Male Pipe NPTF
60551 - MJ-MJ-MP Male JIC 37° Flare on Run to Male Pipe NPTF - Tee
60560 - MJ-MP-MJ Male JIC 37° Flare to Male Pipe NPTF to Male JIC 37° Flare - Tee
60575 - MJ-MJ-MJ-MJ Male JIC 37° Flare Cross
60593 - DCN Threaded Sleeve Nut
60594 - DCN-MP Threaded Sleeve to Male Pipe
60595 - DCN-MP90 Threaded Sleeve to Male Pipe - 90°
60596 - T-MIXN-S Male Inverted Tube Nut - Steel
60597 - T-MIXN-SL Male Inverted Tube Nut - Steel - Long
60600 - FPB-CAP Female Pipe Cap
60601 - MPB-PLUG Male Pipe Plug - Hex Head
60602 - MPB-PLUG SQ HEAD Male Pipe Plug - Square Head
60603 - MPB-PLUG HK HEAD Male Pipe Plug - Hex Key Head
60604 - MPB-PLUG-SL Male Pipe Plug - Slotted Head
60605 - MP-MPB Male Pipe to Male Pipe Hex Nipple
60606 - MP-MPB-CNS Male Pipe to Male Pipe Close Nipple
60607 - MP-MPB-CNL Male Pipe to Male Pipe Medium Nipple
60608 - MP-MPB-CNXL Male Pipe to Male Pipe Long Nipple
60610 - MP-MPB90 Male Pipe NPTF to Male Pipe NPTF - 90°
60612 - MP-MP-MPB Male Pipe NPTF - Tee
60614 - MP-FPB Male Pipe to Female Pipe - Reducer
60615 - MP-FPB-L Male Pipe to Female Pipe - Long
60618 - MP-FPB90 Male Pipe to Female Pipe - 90°
60623 - MP-FP-MS Male Pipe to Female Pipe to Male SAE 45° Flare - Split Run Tee
60625 - MP-FI Female Inverted Flare to Male Pipe
60626 - MP-FI45 Female Inverted Flare to Male Pipe - 45°
60627 - MP-FI90 Female Inverted Flare to Male Pipe - 90°
60628 - FI-FI-MP Female Inverted Branch Tee to Male Pipe
60629 - MP-FI-FI Female Inverted Run Tee to Male Pipe
60630 - FP-FI Female Inverted to Female Pipe
60631 - FP-FPB Female Pipe to Female Pipe
60632 - FP-FPXB Female Pipe to Female Pipe Swivel Union
60633 - MP-FPR Male Pipe to Female Pipe - Restriction
60635 - FP-FPB45 Female Pipe to Female Pipe - 45°
60637 - FP-FPB90 Female Pipe to Female Pipe - 90°
60639 - FP-FP-FP-FPB Female Pipe - Cross
60640 - FP-FP-FPB Female Pipe - Union Tee
60641 - FP-MP-FPB Male Pipe Run Tee to Female Pipe
60642 - FP-FP-MPB Male Pipe Branch Tee to Female Pipe
60643 - FSCAP Female SAE 45° Flare Cap
60644 - MS-PLUG Male SAE Plug
60645 - MS-MS Male SAE 45° Flare to Male SAE 45° Flare
60648 - MS-MS90 Male SAE 45° Flare to Male SAE 45° Flare - 90°
60650 - MS-MP Male SAE 45° Flare to Male Pipe
60652 - MS-MP45 Male SAE 45° Flare to Male Pipe - 45°
60654 - MS-MP90 Male SAE 45° Flare to Male Pipe - 90°
60657 - MS-MS-MP Male SAE 45° Flare Run Tee to Male Pipe
60659 - MP-MS-MS Male SAE 45° Flare Branch Tee to Male Pipe
60660 - MS-FP Male SAE 45° Flare to Female Pipe
60664 - MS-FP90 Male SAE 45° Flare to Female Pipe - 90°
60669 - MS-MS-MS SAE 45° Flare Union Tee Brass
60670 - MS-MS-MS SAE 45° Flare Union Tee Brass
60671 - MS-MS-MS SAE 45° Flare Union Tee Brass
60675 - FSN-S Female SAE 45° Flare Nut - Short
60676 - FSN-L Female SAE 45° Flare Nut - Long
60680 - MSCROSS Male SAE 45° Flare - Cross
60690 - MS-MP-CV Male SAE 45° Flare to Male Pipe - Check Valve
60691 - MI-PLUG Male Inverted Flare Plug
60693 - FI-FI Female Inverted to Female Inverted Union
60694 - FI-FI90 Female Inverted to Female Inverted Union - 90°
60695 - FI-FI-FI Female Inverted Union - Tee
60696 - FI-FI-FP Female Inverted Branch Tee to Female Pipe
60698 - O-RING FF O-Rings for Flat-Face Fittings
60701 - FFOR-CAP Female Flat-Face O-Ring Cap
60702 - MFFOR-PLUG Male Flat-Face O-Ring Plug
60705 - MFFOR-MFFOR Male Flat-Face O-Ring to Male Flat-Face O-Ring
60712 - MFFOR-MFFOR90 Male Flat-Face O-Ring to Male Flat-Face O-Ring - 90°
60724 - MFFOR-FFORX90 Male Flat-Face O-Ring to Female Flat-Face Swivel - 90°
60740 - MFFOR-MFFOR-MFFOR Male Flat-Face O-Ring Tee
60742 - MFFOR-MFFOR-FFORX Male Flat-Face O-Ring on Run to Female Flat-Face Swivel - Tee

GATES GLOBAL PART NUMBERING SYSTEM - CONTINUED

ADAPTERS - CONTINUED

THREAD CONFIGURATIONS FOR STEM STYLES - CONTINUED

60744 - MFFOR-FFORX-MFFOR Male Flat-Face O-Ring to Female Flat-Face O-Ring to Male Flat-Face O-Ring - Tee
60770 - MFFOR-MP Male Flat-Face O-Ring to Male Pipe NPTF
60785 - MFFOR-FJX Male Flat-Face O-Ring to Female JIC 37° Flare Swivel
60800 - MFFOR-MB Male Flat-Face O-Ring to Male O-Ring Boss
60801 - MFFOR-MBL Male Flat-Face O-Ring to Make O-Ring Boss Long
60805 - MFFOR-MB45 Male Flat-Face O-Ring to Male O-Ring Boss - 45°
60810 - MFFOR-MB90 Male Flat-Face O-Ring to Male O-Ring Boss - 90°
60811 - MFFOR-MB90L Male Flat-Face O-Ring to Male O-Ring Boss - 90° Long Drop
60820 - MFFOR-MFFOR-MB Male Flat-Face O-Ring on Run to Male O-Ring Boss - Tee
60821 - MFFOR-MB-MFFOR Male Flat-Face O-Ring to Male O-Ring Boss to Male Flat-Face O-Ring - Tee
60880 - FFORX-MJ Female Flat-Face Swivel to Male JIC 37° Flare
60896 - CFH Flange Half Only (Code 61 - SAE J518)
60897 - FL-CAP Code 61 Flange Cap
60898 - FLANGE O-RING O-Rings for Code 61, Code 62, and Caterpillar-Style Flange Fittings
60899 - CFHS Flange Half Sets (Code 61 - SAE J518)
60900 - FL-MJ Code 61 O-Ring Flange to Male JIC 37° Flare
60901 - FL4K-MJ / FL5K-MJ Code 61 O-Ring Flange to Male JIC 37° Flare - High Pressure
60905 - FL-MJ45 Code 61 O-Ring Flange to Male JIC 37° Flare - 45°
60906 - FL4K-MJ45 / FL5K-MJ45 Code 61 O-Ring Flange to Male JIC 37° Flare - 45° - High Pressure
60910 - FL-MJ90 Code 61 O-Ring Flange to Male JIC 37° Flare - 90°
60911 - FL4K-MJ90 / FL5K-MJ90 Code 61 O-Ring Flange to Male JIC 37° Flare - 90° - High Pressure
60915 - FL3K-MFFOR / FL4K-MFFOR / FL5K-MFFOR Code 61 O-Ring Flange to Male Flat-Face O-Ring - High Pressure
60920 - FL4K-MFFOR45 / FL5K-MFFOR45 Code 61 O-Ring Flange to Male Flat-Face O-Ring 45° - High Pressure
60925 - FL4K-MFFOR90 / FL5K-MFFOR90 Code 61 O-Ring Flange to Male Flat-Face O-Ring 90° - High Pressure
60927 - FLH-CAP Code 62 Flange Cap
60929 - FHHS Flange Half Sets (Code 62 - SAE J518)
60930 - FLH6K-MJ Code 62 O-Ring Flange Heavy to Male JIC 37° Flare - (6,000 psi)
60935 - FLH6K-MJ45 Code 62 O-Ring Flange Heavy to Male JIC 37° Flare 45° - (6,000 psi)
60940 - FLH6K-MJ90 Code 62 O-Ring Flange Heavy to Male JIC 37° Flare 90° - (6,000 psi)
60945 - FLH6K-MFFOR Code 62 O-Ring Flange Heavy to Male Flat-Face O-Ring - (6,000 psi)
60950 - FLH6K-MFFOR45 Code 62 O-Ring Flange Heavy to Male Flat-Face O-Ring 45° - (6,000 psi)
60955 - FLH4K-MFFOR90 / FLH6K-MFFOR90 Code 62 O-Ring Flange Heavy to Male Flat-Face O-Ring 90° - (6,000 psi)
60959 - CATFHS Caterpillar-Style Flange Half Sets
62150 - MBSPT-MJ Male British Standard Pipe Tapered Thread to Male JIC 37° Flare
62153 - MBSPT-MJ45 Male British Standard Pipe Tapered Thread to Male JIC 37° Flare - 45°
62155 - MBSPT-MJ90 Male British Standard Pipe Tapered Thread to Male JIC 37° Flare - 90°
62200 - MBSPP-MP Male British Standard Pipe Parallel to Male Pipe NPTF
62220 - MBSPP-FP Male British Standard Pipe Parallel to Female Pipe NPTF
62300 - MBSPP-MJ Male British Standard Pipe Parallel to Male JIC 37° Flare
62305 - MBSPP-MJ45 Male British Standard Pipe Parallel to Male JIC 37° Flare - 45°
62310 - MBSPP-MJ90 Male British Standard Pipe Parallel to Male JIC 37° Flare - 90°
62320 - MBSPP-FJX Male British Standard Pipe Parallel to Female JIC 37° Flare Swivel
62350 - MBSPP-MB Male British Standard Pipe Parallel to Male O-Ring Boss
62450 - MBSPPOR-MJ Male British Standard Pipe Parallel with O-Ring to Male JIC 37° Flare
62460 - MBSPPOR-MJ90 Male British Standard Pipe Parallel with O-Ring to Male JIC 37° Flare - 90°
62470 - MBSPPOR-MFFOR Male British Standard Pipe Parallel with O-Ring to Male Flat-Face O-Ring
62471 - MBSPPOR-MFFORL Male British Standard Pipe Parallel with O-Ring to Male Flat-Face O-Ring - Long
62473 - MBSPPOR-MFFOR45 Male British Standard Pipe Parallel with O-Ring to Male Flat-Face O-Ring - 45°
62475 - MBSPPOR-MFFOR90 Male British Standard Pipe Parallel with O-Ring to Male Flat-Face O-Ring - 90°
62500 - FBSPP-MP Female British Standard Pipe Parallel to Male Pipe NPTF
62520 - FBSPP-FP Female British Standard Pipe Parallel to Female Pipe NPTF
62550 - FBSPP-MJ Female British Standard Pipe Parallel to Male JIC 37° Flare
62605 - FBSPPX-MP90 Female British Standard Pipe Parallel Swivel to Male Pipe NPTF - 90°

HOSE/CPLG. SELECTION
EQUIPMENT
HOSE SPECIFICATION
GLOBALSPIRAL COUPLINGS
STAINLESS STEEL SPIRAL COUPLINGS
MEGACRIMP COUPLINGS
STAINLESS STEEL BRAID COUPLINGS
POWER CRIMP COUPLINGS
FIELD ATTACHABLE - TYPE T COUPLINGS
FIELD ATTACHABLE - C5 COUPLINGS
FIELD ATTACHABLE - LOCK-ON COUPLINGS
C14 COUPLINGS & ASSEMBLIES
GLP & GL COUPLINGS
GLX COUPLINGS
PCTS THERMOPLASTIC COUPLINGS
POLARSEAL COUPLINGS (ACA, ACB, ACC)
POWER STEERING CPLGS. & TOC ASSEMBLIES
ADAPTERS
QUICK DISCONNECT COUPLERS
BALL VALVES
LIVE SWIVELS
ACCESSORIES
AIR BRAKE CPLGS. & ASSEMBLIES
KITS
BRASS

HOSE/CPLG. SELECTION
EQUIPMENT
HOSE SPECIFICATION
GLOBALSPIRAL COUPLINGS
STAINLESS STEEL SPIRAL COUPLINGS
MEGACRIMP COUPLINGS
STAINLESS STEEL BRAID COUPLINGS
POWER CRIMP COUPLINGS
FIELD ATTACHABLE - TYPE T COUPLINGS
FIELD ATTACHABLE - C5 COUPLINGS
FIELD ATTACHABLE - LOCK-ON COUPLINGS
C14 COUPLINGS & ASSEMBLIES
GLP & GL COUPLINGS
GLX COUPLINGS
PCTS THERMOPLASTIC COUPLINGS
POLARSEAL COUPLINGS (ACA, ACB, ACC)
POWER STEERING CPLGS. & TOC ASSEMBLIES
ADAPTERS
QUICK DISCONNECT COUPLERS
BALL VALVES
LIVE SWIVELS
ACCESSORIES
AIR BRAKE CPLGS. & ASSEMBLIES
KITS
BRASS

GATES GLOBAL PART NUMBERING SYSTEM - CONTINUED

ADAPTERS - CONTINUED

THREAD CONFIGURATIONS FOR STEM STYLES - CONTINUED

62650 - FBSPPX-MJ — Female British Standard Pipe Parallel Swivel to Male JIC 37° Flare

62660 - FBSPPX-FJX — Female British Standard Pipe Parallel Swivel to Female JIC 37° Flare Swivel

62801 - FBFFOR-MJ — Female British Flat-Face O-Ring to Male JIC 37° Flare

63099 - MMOR-PLUG — Male Metric O-Ring Plug

63120 - MM-FP — Male Metric with O-Ring to Female Pipe NPTF

63150 - MM-MJ — Male Metric with O-Ring to Male JIC 37° Flare

63160 - MM-MJ90 — Male Metric with O-Ring to Male JIC 37° Flare - 90°

63350 - MDL-MJ — Male DIN 24° Cone - Light Series to Male JIC 37° Flare

63450 - FDLX-MJ — Female DIN 24° Cone Swivel - Light Series to Male JIC 37° Flare

63650 - MDH-MJ — Male DIN 24° Cone - Heavy Series to Male JIC 37° Flare

63750 - FDHX-MJ — Female DIN 24° Cone Swivel - Heavy Series to Male JIC 37° Flare

63980 - MKB-PLUG — Male Kobelco Plug

63990 - MKB-MJ — Male Kobelco to Male JIC 37° Flare

64075 - BBDS — British Bonded Seal

64094 - MBSPOR-PLUG — Male British Standard Pipe Parallel with O-Ring Plug

64095 - O-RING FBSPP — O-Rings for British Standard Parallel Pipe (BSPP Couplings)

64097 - FBSPP-CAP — Female British Standard Pipe Parallel Cap

64098 - MBSPT-PLUG — Male British Standard Pipe Tapered Thread Plug

64099 - MBSPP-PLUG — Male British Standard Pipe Parallel Plug

64350 - MBSPP-FBSPPX — Male British Standard Pipe Parallel to Female British Standard Pipe Parallel Swivel

64775 - MBDS — Metric Bonded Seal

64780 - O-RING DIN L — O-Rings for DIN Light & Heavy Series (MegaCrimp® and GlobalSpiral™ Couplings)

64781 - O-RING DIN H — O-Rings for DIN Light and Heavy Series

64782 - O-RING DIN H — O-Rings for DIN Heavy Series (PC, PCM & PCS Couplings)

64787 - BS — Metric Bite Sleeve

64788 - MNL — Metric Bite Nut - Light

64789 - MNH — Metric Bite Nut - Heavy

64790 - MM-PLUG — Male Metric Plug

64792 - MDL-PLUG — Male DIN 24° Cone - Light Series Plug

64793 - FDL-CAP — Female DIN 24° Cone - Light Series Cap

64794 - MDH-PLUG — Male DIN 24° Cone - Heavy Series Plug

64795 - FDH-CAP — Female DIN 24° Cone - Heavy Series Cap

65097 - FJIS-CAP — Female Japanese Industrial Standard Cap

65099 - MJIS-PLUG — Male Japanese Industrial Standard Plug

65100 - FJIS-MJ — Female Japanese Industrial Standard to Male JIC 37° Flare

65597 - FK-CAP — Female Komatsu Cap

65599 - MK-PLUG — Male Komatsu Plug

65600 - FK-MJ — Female Komatsu to Male JIC 37° Flare

65700 - MK-MK — Male Komatsu to Male Komatsu

65750 - MK-MJ — Male Komatsu to Male JIC 37° Flare

65800 - MK-FK90 — Male Komatsu to Female Komatsu - 90°

65950 - MK-FK-MK — Male Komatsu to Female Komatsu to Male Komatsu - Tee

73050 - ERBS — Bite Sleeve

73060 - ERTSN — Tube Sleeve Nut

73100 - ERT-MP — Ermeto to Male Pipe

73104 - ERT-MP90 — Ermeto to Male Pipe - 90°

73400 - ERT-ERT — Ermeto to Ermeto

GATES GLOBAL PART NUMBERING SYSTEM - CONTINUED

QUICK DISCONNECT COUPLERS

Gates Quick Disconnect couplers feature a meaningful part number that makes coupling identification fast and easy. Always refer to Gates Cross Reference Charts when selecting a quick disconnect coupler for a competitive interchange.

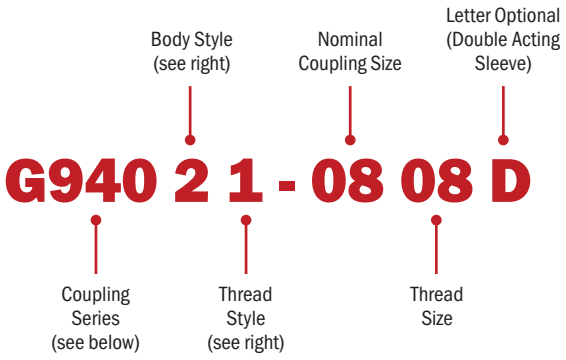

BODY STYLE IDENTIFICATION

- **0** Assembly
- **1** Male Tip (Nipple)
- **2** Female Coupler
- **3** Repair Kit
- **5** O-Ring
- **6** Backup Ring
- **8** Dust Plug
- **9** Dust Cap

THREAD STYLE

- **0** Not Applicable
- **1** Female Pipe
- **2** Female O-Ring Boss
- **3** Bulkhead Mounts
- **4** Female British Parallel Pipe

MISCELLANEOUS

- **D** Double-Acting Sleeve
- **P** Connect-Under-Pressure Option

COUPLING SERIES INDENTIFICATION

G940 SERIES
(AGRICULTURE STANDARD-BALL VALVE)

94011 - MQBA-FP	Male Ball Valve to Female Pipe
94012 - MQBA-FB	Male Ball Valve to Female O-Ring Boss
94021 - FQBA-FP	Female Ball Valve To Female Pipe
94021 - FQBADA-FP	Female Ball Valve To Female Pipe
94022 - FQBA-FB	Female Ball Valve To Female O-Ring Boss
94025 - QDAOR	O-Ring

G940 AND G941 SERIES
(AGRICULTURAL)

G94080 - QDADP	QD Dust Plug
G94090 - QDADC	QD Dust Cap

G941 SERIES
(AGRICULTURE STANDARD-POPPET VALVE)

94111 - MQPA-FP	Male Poppet Valve to Female Pipe
94112 - MQPA-FBJ	Male Poppet Valve to Female Pipe
94121 - FQPA-FP	Female Poppet Valve to Female Pipe
94125 - FMQPA-MM	Female Poppet Valve to Metric Thread
94126 - FQPA-MM	Female Poppet Valve to Metric Thread

G942 SERIES
(JOHN DEERE OLD STYLE)

94211 - MQBAJD-FP	Male Ball Valve to Female Pipe
94212 - MQBAJD-FB	Male Ball Valve to Female O-Ring Boss
94221 - FQBAJD-FP	Female Ball Valve to Female Pipe

G943 SERIES
(INTERNATIONAL HARVESTER OLD STYLE)

94311 - MQBAIHC-FP	Male Tip - Ball Valve to Female Pipe

G944 SERIES
(J.I. CASE OLD STYLE)

94411 - MQBAJIC-FP	Male Tip - Ball Valve to Female Pipe

G945 SERIES
(INDUSTRIAL ISO 7241-1 - SERIES B)

94511 - MQPI-FP	Male Poppet Valve to Female Pipe
94521 - FQPI-FP	Female Poppet Valve to Female Pipe
94527 - QDIOR-QDIBR	O-Rings and Back-Up Rings
94580 - QDIDP	QD Dust Plug
94581 - QDIDP/C	QD Plug - Cap Combination

HOSE/CPLG. SELECTION
EQUIPMENT
HOSE SPECIFICATION
GLOBALSPIRAL COUPLINGS
STAINLESS STEEL SPIRAL COUPLINGS
MEGACRIMP COUPLINGS
STAINLESS STEEL BRAID COUPLINGS
POWER CRIMP COUPLINGS
FIELD ATTACHABLE - TYPE T COUPLINGS
FIELD ATTACHABLE - C5 COUPLINGS
FIELD ATTACHABLE - LOCK-ON COUPLINGS
C14 COUPLINGS & ASSEMBLIES
GLP & GL COUPLINGS
GLX COUPLINGS
PCTS THERMOPLASTIC COUPLINGS
POLARSEAL COUPLINGS (ACA, ACB, ACC)
POWER STEERING CPLGS. & TOC ASSEMBLIES
ADAPTERS
QUICK DISCONNECT COUPLERS
BALL VALVES
LIVE SWIVELS
ACCESSORIES
AIR BRAKE CPLGS. & ASSEMBLIES
KITS
BRASS

HOSE/CPLG. SELECTION
EQUIPMENT
HOSE SPECIFICATION
GLOBALSPIRAL COUPLINGS
STAINLESS STEEL SPIRAL COUPLINGS
MEGACRIMP COUPLINGS
STAINLESS STEEL BRAID COUPLINGS
POWER CRIMP COUPLINGS
FIELD ATTACHABLE - TYPE T COUPLINGS
FIELD ATTACHABLE - C5 COUPLINGS
FIELD ATTACHABLE - LOCK-ON COUPLINGS
C14 COUPLINGS & ASSEMBLIES
GLP & GL COUPLINGS
GLX COUPLINGS
PCTS THERMOPLASTIC COUPLINGS
POLARSEAL COUPLINGS (ACA, ACB, ACC)
POWER STEERING CPLGS. & TOC ASSEMBLIES
ADAPTERS
QUICK DISCONNECT COUPLERS
BALL VALVES
LIVE SWIVELS
ACCESSORIES
AIR BRAKE CPLGS. & ASSEMBLIES
KITS
BRASS

GATES GLOBAL PART NUMBERING SYSTEM - CONTINUED

QUICK DISCONNECT COUPLERS - CONTINUED

COUPLING SERIES INDENTIFICATION - CONTINUED

G949 SERIES
(FLUSH FACE – ISO 16028 HTMA)

94911 - MQFF-FP	Male Flush Face Valve to Female Pipe
94912 - MQFF-FB	Male Flush Face Valve to Female O-Ring Boss
94913 - MQFF-BKHD	Male Flush Face Valve to JIC 37° Flare Bulkhead
94915 - MQFF-FBPP	Male Flush Face Valve to Female British Pipe Parallel
94918 - MQFF-FJ90	Male Flush Face Valve to Female JIC 37° Flare Swivel 90°
94921 - FQFF-FP	Female Flush Face Valve to Female Pipe
94922 - FQFF-FB	Female Flush Face Valve to Female O-Ring Boss
94923 - FQFF-BKHD	Female Flush Face to JIC 37° Flare Bulkhead
94925 - FQFF-FBPP	Female Flush Face Valve to Female British Pipe Parallel
94928 - FQFF-MJ90P	Female Flush Face Valve to Male JIC 37° Flare 90°
94980 - QDFFDP	Dust Plug
94981 - QDFFDP/C	Dust Plug/Cap Combination
94990 - QDFFDC	Dust Cap

G950 SERIES
(FLUSH FACE - HIGH PRESSURE)

95011 - MQFFH-FP	Male Flush Face Valve
95021 - FQFFH-FP	Female Flush Face Valve
95080 - QDFFHDP	QD Dust Plug
95081 - QDFFHDP/C	QD Plug - Cap Combination
95090 - QDFFHDC	QD Dust Cap

G951 SERIES
(WING NUT)

95111 - MQW-FP	Male (Brass) - Less Flange
95121 - FQW-FP	Female (Brass) - Wing Nut (Cast Iron)
95180 - QWDP	Dust Plug
95190 - QWDC	Dust Cap

G952 SERIES
(HIGH PRESSURE WING NUT)

95211 - MQWH-FP	Male Acme Flat Threads to Female Pipe
95221 - FQWH-FP	Female Wing Nut to Female Pipe
95280 - QWHDP	Dust Plug
95290 - QWHDC	Dust Cap

G953 SERIES
(VERY HIGH PRESSURE)

95311 - MQFFVH-FP	Male Poppet Valve to Female Pipe
95321 - FQFFVH-FP	Female Screw to Connect to Female Pipe
95411 - MQFFH-FP	Male Flush Face Valve
95415 - MQFFH-BPP	Male Flush Face Valve to British Pipe Parallel
95421 - FQFFH-FPP	Female Flush Face Valve to Female Pipe
95425 - FQFFH-BPP	Female Flush Face Valve to Female British Pipe Parallel

G956 SERIES
(INDUSTRIAL ISO 7241 - SERIES A)

95611 - MQP-FP	Male Poppet Valve to Female Pipe
95621 - FQP-FP	Female Poppet Valve to Female Pipe
95627 - QDOR-QDBR	O-Rings and Back-Up Rings
95680 - QDDP	QD Dust Plug
95681 - QDDP/C	QD Plug - Cap Combination
95690 - QDDC	QD Dust Cap

G959 SERIES
(AGRICULTURE QD ADAPTERS)

95961 - MJD-FISO	John Deere Old Style to ISO Style
95962 - MISO-FJD	ISO Style to John Deere Old Style
95963 - MIHC-FJD	Int'l Harvester to John Deere Old Style
95964 - MIHC-FISO	Int'l Harvester Old Style to ISO Style
95965 - MISO-FIHC	ISO Style to Int'l Harvester Old Style
95966 - MISO-FJDDSO	ISO Style to John Deere Old Style - (Double Shutoff)
95967 - MISO-FIHCDSO	ISO Style to Int'l Harvester Old Style - (Double Shutoff)

GATES GLOBAL PART NUMBERING SYSTEM - CONTINUED

HIGH PRESSURE BALL VALVES

Gates Ball Valves feature a meaningful part number that makes coupling identification fast and easy.

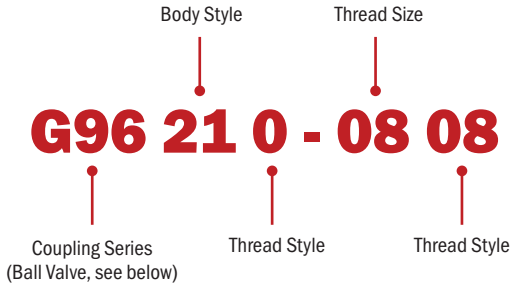

BODY AND THREAD INDENTIFICATION

94011 - MQBA-FP	Male Ball Valve to Female Pipe
94012 - MQBA-FB	Male Ball Valve to Female O-Ring Boss
96050 - BV LOCK OUT KIT	Ball Valve Lock Out Kits
96110 - FP-FPBV	Two Way Block Style - Female Pipe NPTF
96115 - FB-FBBV	Two Way Block Style - Female O-Ring Boss
96120 - FP-FPBV	Two Way Round Style Large ID - Female Pipe NPTF
96210 - FP-FP-FPBV	Three Way Block Style - Female Pipe NPTF
96211 - FP-FP-FPBV	Three Way Block Style - Female Pipe NPTF
96300 - FL-FLBV	Two Way Block Style - Code 61 O-Ring Flange
96310 - FL-FLBV	Two Way Block Style - Code 61 O-Ring Flange
96350 - FLH-FLHBV	Code 62 O-Ring Flange
96355 - FLH-FLHBV	Two Way Block Style - Code 62 O-Ring Flange

HIGH PRESSURE LIVE SWIVELS

Gates Live Swivels feature a meaningful part number that makes coupling identification fast and easy.



BODY AND THREAD INDENTIFICATION

93340 - MP-FP-LX90	Male Pipe to Female Pipe - 90°
93345 - BSPP-BSPP-LX	Male BSPP to Male BSPP
93410 - MJ-MJ-LX	Male JIC to Male JIC
93415 - MJ-MJ-LX90	Male JIC to Male JIC - 90°
93420 - MJ-MJ-LX90S	Male JIC to Male JIC - 90° Short
93450 - MJ-FJ/FB-LX	Male JIC to Female JIC/Boss
93455 - MJ-FB-LX90	Male JIC to Female Boss - 90°
93460 - MB-FJ/FB-LX90S	Male Boss to Female JIC/Boss - 90°
93500 - JIC SWIVEL SEAL KIT	JIC Seal Kit
93510 - MJ-FP-LX	Male JIC to Female Pipe
93520 - MB-FP-LX90S	Male Boss to Female Pipe - 90°
93530 - MB-MJ-LX90S	Male Boss to Male JIC - 90° Short
93600 - ORS LIVE SWIVEL SEAL KIT	ORS Seal Kit
93700 - ORS/BSPP LIVE SWIVEL SEAL KIT	ORS/BSPP Seal Kit
93724 - MFFOR-FFORX-LX	Male ORFS to Female ORFS
93742 - MFFOR-MFFOR-LX	Male ORFS to Male ORFS

HOSE/CPLG. SELECTION
EQUIPMENT
HOSE SPECIFICATION
GLOBALSPIRAL COUPLINGS
STAINLESS STEEL SPIRAL COUPLINGS
MEGACRIMP COUPLINGS
STAINLESS STEEL BRAID COUPLINGS
POWER CRIMP COUPLINGS
FIELD ATTACHABLE - TYPE T COUPLINGS
FIELD ATTACHABLE - C5 COUPLINGS
FIELD ATTACHABLE - LOCK-ON COUPLINGS
C14 COUPLINGS & ASSEMBLIES
GLP & GL COUPLINGS
GLX COUPLINGS
PCTS THERMOPLASTIC COUPLINGS
POLARSEAL COUPLINGS (ACA, ACB, ACC)
POWER STEERING CPLGS. & TOC ASSEMBLIES
ADAPTERS
QUICK DISCONNECT COUPLERS
BALL VALVES
LIVE SWIVELS
ACCESSORIES
AIR BRAKE CPLGS. & ASSEMBLIES
KITS
BRASS

HOSE/CPLG. SELECTION
EQUIPMENT
HOSE SPECIFICATION
GLOBALSPIRAL COUPLINGS
STAINLESS STEEL SPIRAL COUPLINGS
MEGACRIMP COUPLINGS
STAINLESS STEEL BRAID COUPLINGS
POWER CRIMP COUPLINGS
FIELD ATTACHABLE - TYPE T COUPLINGS
FIELD ATTACHABLE - C5 COUPLINGS
FIELD ATTACHABLE - LOCK-ON COUPLINGS
C14 COUPLINGS & ASSEMBLIES
GLP & GL COUPLINGS
GLX COUPLINGS
PCTS THERMOPLASTIC COUPLINGS
POLARSEAL COUPLINGS (ACA, ACB, ACC)
POWER STEERING CPLGS. & TOC ASSEMBLIES
ADAPTERS
QUICK DISCONNECT COUPLERS
BALL VALVES
LIVE SWIVELS
ACCESSORIES
AIR BRAKE CPLGS. & ASSEMBLIES
KITS
BRASS

COUPLING / THREAD CONFIGURATIONS

GLOBALSPIRAL™ (GS) & GLOBALSPIRAL™ PLUS (GSP) COUPLINGS

FOR EXTREMELY HIGH & HIGH PRESSURE SPIRAL WIRE HOSE

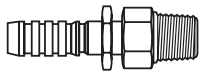

GSP-API-LP

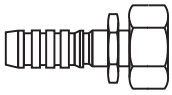

GS-FBSPORX / GSP-FBSPORX

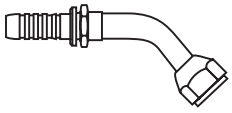

GP-FBSPORX45 / GSP-FBSPORX45

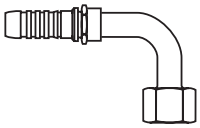

GS-FBSPORX90 / GSP-FBSPORX90

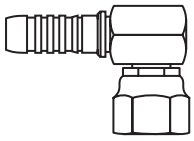

GS-FBSPORX90BL

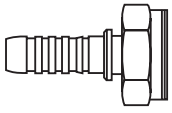

GS-FDHORX / GSP-FDHORX

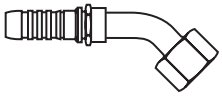

GS-FDHORX45

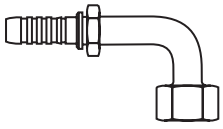

GS-FDHORX90 / GSP-FDHORX90

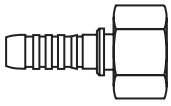

GS-FDLORX / GSP-FDLORX

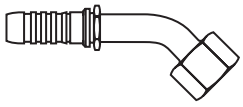

GS-FDLORX45 / GSP-FDLORX45

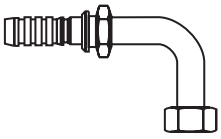

GS-FDLORX90 / GSP-FDLORX90

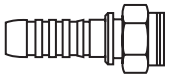

GS-FFGX

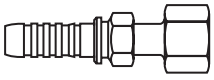

GS-FFORX / GSP-FFORX

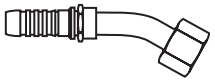

GS-FFORX22

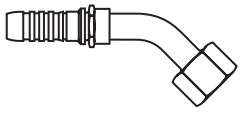

GS-FFORX45 / GSP-FFORX45

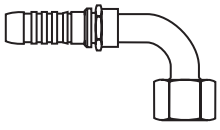

GS-FFORX90 / GSP-FFORX90

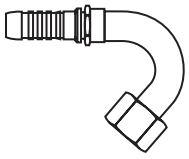

GS-FFORX135

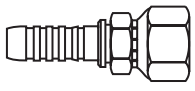

GS-FJISX

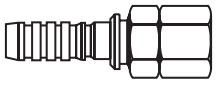

GS-FJX / GSP-FJX

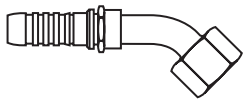

GS-FJX45 / GSP-FJX45

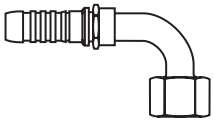

GS-FJX90 / GSP-FJX90

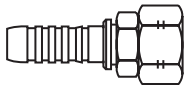

GS-FKX / GSP-FKX

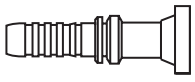

GS-FL / GS-FLK / GSP-FL

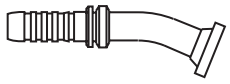

GS-FL22 / GSP-FL22

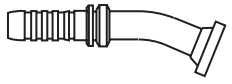

GS-FL30 / GSP-FL30

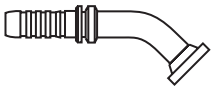

GS-FL45 / GS-FLK45 / GSP-FL45

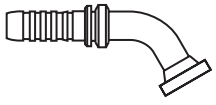

GS-FL60 / GSP-FL60

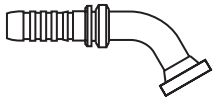

GS-FL67 / GSP-FL67

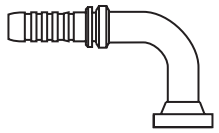

GS-FL90 / GS-FLK90 / GSP-FL90

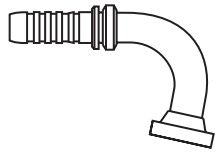

GS-FL100 / GSP-FL110

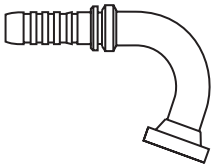

GS-FL110 / GSP-FL110

COUPLING / THREAD CONFIGURATIONS - CONTINUED

GLOBALSPIRAL™ (GS) & GLOBALSPIRAL™ PLUS (GSP) COUPLINGS - CONTINUED

FOR EXTREMELY HIGH & HIGH PRESSURE SPIRAL WIRE HOSE (CONTINUED)

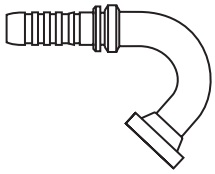	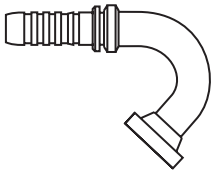	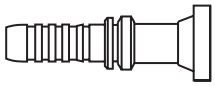	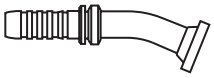	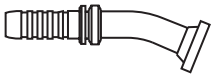
GSP-FL120	GSP-FL125	GS-FLC	GS-FLC22 / GSP-FLC22	GS-FLC30 / GSP-FL30
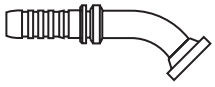	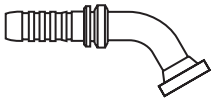	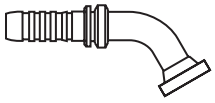	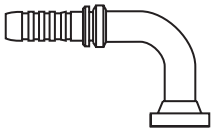	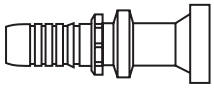
GS-FL45 / GSP-FLC45	GS-FL60 / GSP-FLC60	GS-FL67 / GSP-FL67	GS-FLC90	GSP-FLFF
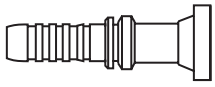	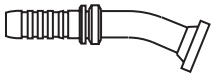	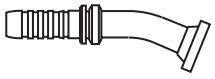	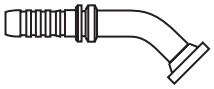	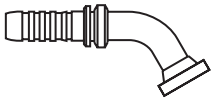
GS-FLH / GSP-FLH	GS-FLH22	GS-FLH30	GS-FLH45 / GSP-FLH45	GS-FLH60
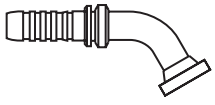	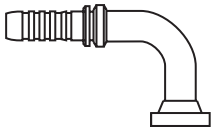	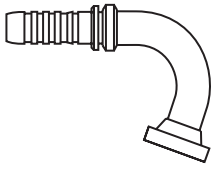	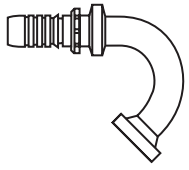	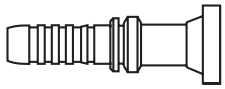
GS-FLH67	GS-FLH90 / GSP-FLH90	GS-FLH110	GS-FLH135	GS-FLL
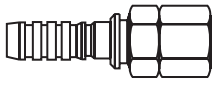	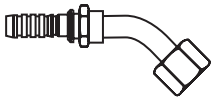	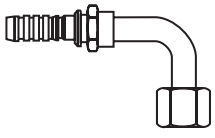	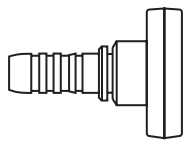	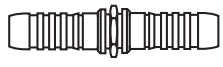
GS-FMX	GS-FMX45	GS-FMX90	GS-FPFL	GS-HLE / GSP-HLE
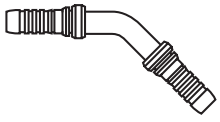	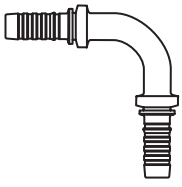		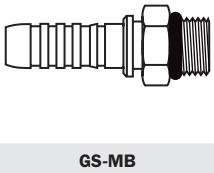	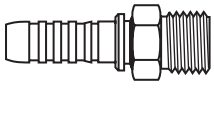
GS-HLE45	GS-HLE90	GS-HLEC	GS-MB	GS-MBSPP
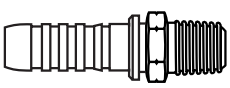	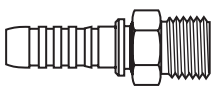	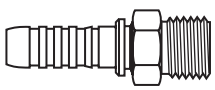	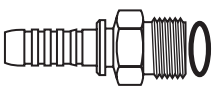	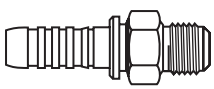
GSP-MBSPT	GS-MDH	GS-MDL / GSP-MDL	GS-MFFOR / GSP-MFFOR	GS-MJ / GSP-MJ

HOSE/CPLG. SELECTION
EQUIPMENT
HOSE SPECIFICATION
GLOBALSPIRAL COUPLINGS
STAINLESS STEEL SPIRAL COUPLINGS
MEGACRIMP COUPLINGS
STAINLESS STEEL BRAID COUPLINGS
POWER CRIMP COUPLINGS
FIELD ATTACHABLE - TYPE T COUPLINGS
FIELD ATTACHABLE - C5 COUPLINGS
FIELD ATTACHABLE - LOCK-ON COUPLINGS
C14 COUPLINGS & ASSEMBLIES
GLP & GL COUPLINGS
GLX COUPLINGS
PCTS THERMOPLASTIC COUPLINGS
POLARSEAL COUPLINGS (ACA, ACB, ACC)
POWER STEERING CPLGS. & TOC ASSEMBLIES
ADAPTERS
QUICK DISCONNECT COUPLERS
BALL VALVES
LIVE SWIVELS
ACCESSORIES
AIR BRAKE CPLGS. & ASSEMBLIES
KITS
BRASS

HOSE/CPLG. SELECTION
EQUIPMENT
HOSE SPECIFICATION
GLOBALSPIRAL COUPLINGS
STAINLESS STEEL SPIRAL COUPLINGS
MEGACRIMP COUPLINGS
STAINLESS STEEL BRAID COUPLINGS
POWER CRIMP COUPLINGS
FIELD ATTACHABLE - TYPE T COUPLINGS
FIELD ATTACHABLE - C5 COUPLINGS
FIELD ATTACHABLE - LOCK-ON COUPLINGS
C14 COUPLINGS & ASSEMBLIES
GLP & GL COUPLINGS
GLX COUPLINGS
PCTS THERMOPLASTIC COUPLINGS
POLARSEAL COUPLINGS (ACA, ACB, ACC)
POWER STEERING CPLGS. & TOC ASSEMBLIES
ADAPTERS
QUICK DISCONNECT COUPLERS
BALL VALVES
LIVE SWIVELS
ACCESSORIES
AIR BRAKE CPLGS. & ASSEMBLIES
KITS
BRASS

COUPLING / THREAD CONFIGURATIONS - CONTINUED

GLOBALSPIRAL™ (GS) & GLOBALSPIRAL PLUS (GSP) COUPLINGS - CONTINUED

FOR EXTREMELY HIGH & HIGH PRESSURE SPIRAL WIRE HOSE (CONTINUED)

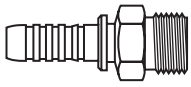

GS-MKB

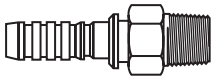

GS-MP / GSP-MP

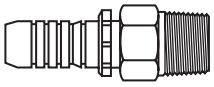

GSP-MPAPI

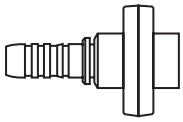

GS-MPFL

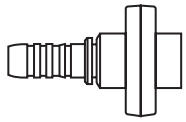

GS-MPFL

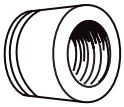

GS1F-1 / GS1F-2 / GSP1F-2



GS1F-4 / GSP1F-4 / GSID1F-4



GS1F-6

GLOBALSPIRAL™ ONE-PIECE COUPLINGS (MGS)

FOR USE WITH MOBILE CRIMP 4-20 CRIMPER

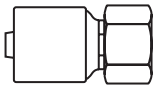

MGS-FDHORX

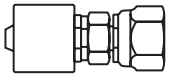

MGS-FJX

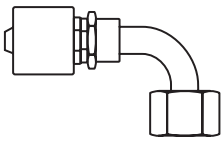

MGS-FJX90

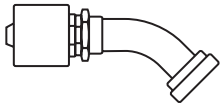

MGS-FL45

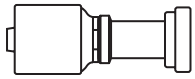

MGS-FLH

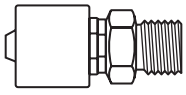

MGS-MDH

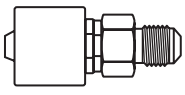

MGS-MJ

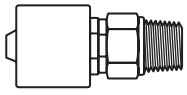

MGS-MP

COUPLING / THREAD CONFIGURATIONS - CONTINUED

GLOBALSPIRAL™ (GSM) COUPLINGS

FOR LARGER DIAMETER HIGH PRESSURE SPIRAL WIRE HOSE RATED AT 5,000-6,000 PSI

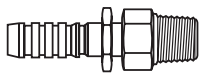

GSM-API-LP

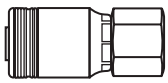

GSM-FBSPORX

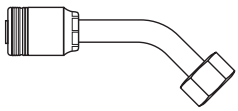

GSM-FBSPORX45

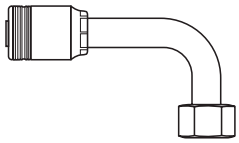

GSM-FBSPORX90

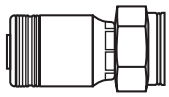

GSM-FDHORX

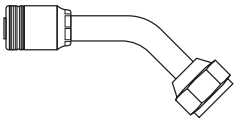

GSM-FDHORX45

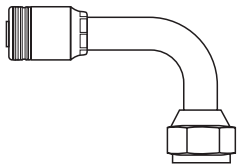

GSM-FDHORX90

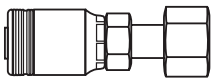

GSM-FFORX

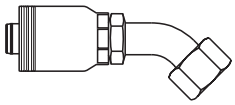

GSM-FFORX45

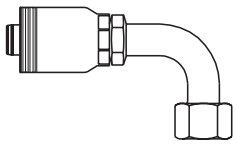

GSM-FFORX90

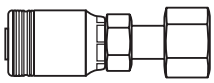

GSM4K-FFORX

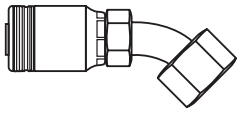

GSM4K-FFORX45

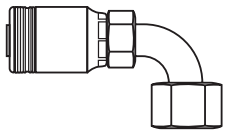

GSM4K-FFORX90

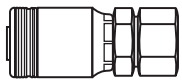

GSM-FJX

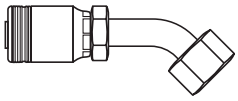

GSM-FJX45

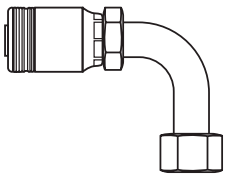

GSM-FJX90

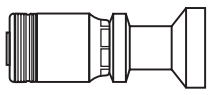

GSM-FL

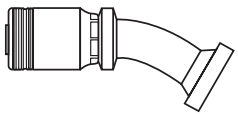

GSM-FL30

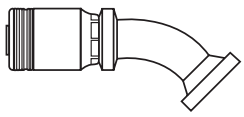

GSM-FL45

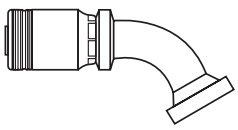

GSM-FL60

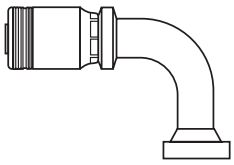

GSM-FL90

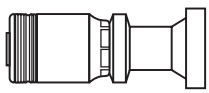

GSM-FLC

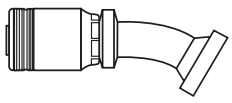

GSM-FLC22

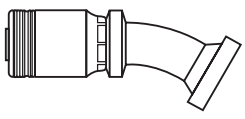

GSM-FLC30

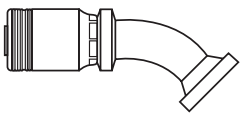

GSM-FLC45

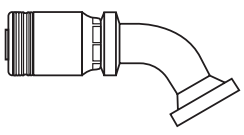

GSM-FLC60

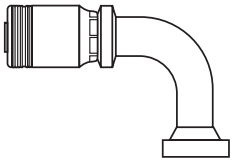

GSM-FLC90

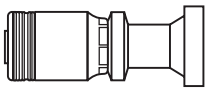

GSM-FLH

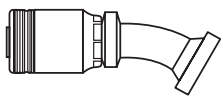

GSM-FLH22

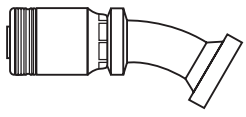

GSM-FLH30

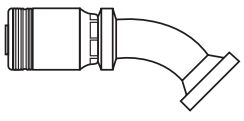

GSM-FLH45

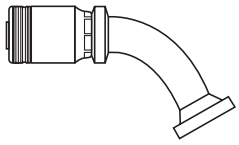

GSM-FLH60

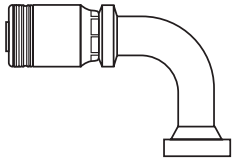

GSM-FLH90

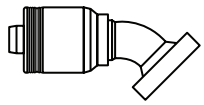

GSM-FLHCFM

HOSE/CPLG. SELECTION
EQUIPMENT
HOSE SPECIFICATION
GLOBALSPIRAL COUPLINGS
STAINLESS STEEL SPIRAL COUPLINGS
MEGACRIMP COUPLINGS
STAINLESS STEEL BRAID COUPLINGS
POWER CRIMP COUPLINGS
FIELD ATTACHABLE - TYPE T COUPLINGS
FIELD ATTACHABLE - C5 COUPLINGS
FIELD ATTACHABLE - LOCK-ON COUPLINGS
C14 COUPLINGS & ASSEMBLIES
GLP & GL COUPLINGS
GLX COUPLINGS
PCTS THERMOPLASTIC COUPLINGS
POLARSEAL COUPLINGS (ACA, ACB, ACC)
POWER STEERING CPLGS. & TOC ASSEMBLIES
ADAPTERS
QUICK DISCONNECT COUPLERS
BALL VALVES
LIVE SWIVELS
ACCESSORIES
AIR BRAKE CPLGS. & ASSEMBLIES
KITS
BRASS

HOSE/CPLG. SELECTION
EQUIPMENT
HOSE SPECIFICATION
GLOBALSPIRAL COUPLINGS
STAINLESS STEEL SPIRAL COUPLINGS
MEGACRIMP COUPLINGS
STAINLESS STEEL BRAID COUPLINGS
POWER CRIMP COUPLINGS
FIELD ATTACHABLE - TYPE T COUPLINGS
FIELD ATTACHABLE - C5 COUPLINGS
FIELD ATTACHABLE - LOCK-ON COUPLINGS
C14 COUPLINGS & ASSEMBLIES
GLP & GL COUPLINGS
GLX COUPLINGS
PCTS THERMOPLASTIC COUPLINGS
POLARSEAL COUPLINGS (ACA, ACB, ACC)
POWER STEERING CPLGS. & TOC ASSEMBLIES
ADAPTERS
QUICK DISCONNECT COUPLERS
BALL VALVES
LIVE SWIVELS
ACCESSORIES
AIR BRAKE CPLGS. & ASSEMBLIES
KITS
BRASS

COUPLING / THREAD CONFIGURATIONS - CONTINUED

GLOBALSPIRAL™ (GSM) COUPLINGS - CONTINUED

FOR LARGER DIAMETER HIGH PRESSURE SPIRAL WIRE HOSE RATED AT 5,000-6,000 PSI

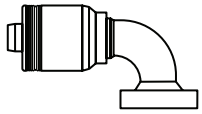

GSM-FLHCFM90

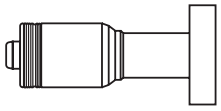

GSM-FLSHCF



GSM-HLE

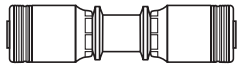

GSM-HLEC

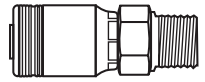

GSM-MBSPP

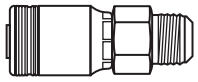

GSM-MJ

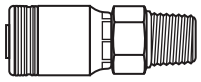

GSM-MP

MEGACRIMP™ COUPLINGS

FOR HIGH AND MEDIUM PRESSURE HOSE

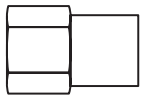

FQLH-FFOR



FQLH-FJ

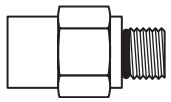

FQLH-MB



G-BJ

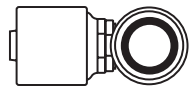

G-BSPBJ / G-DBJ

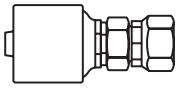

G-FABX

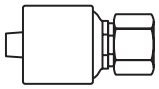

G-FBFFX

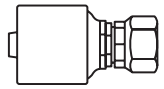

G-FBSPORX

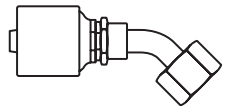

G-FBSPORX45

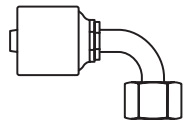

G-FBSPORX90

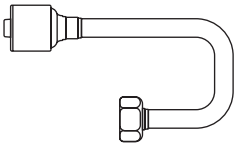

G-FBSPORX180

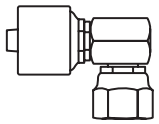

G-FBSPORX90BL

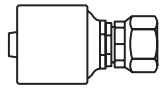

G-FBSPPX

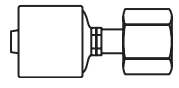

G-FDHORX

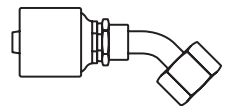

G-FDHORX45

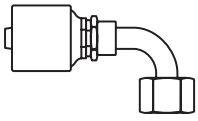

G-FDHORX90

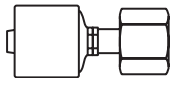

G-FDLORX

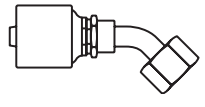

G-FDLORX45

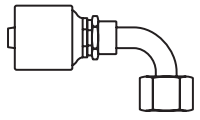

G-FDLORX90

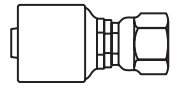

G-FFGX

COUPLING / THREAD CONFIGURATIONS - CONTINUED

MEGACRIMP™ COUPLINGS - CONTINUED

FOR HIGH AND MEDIUM PRESSURE HOSE

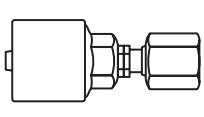	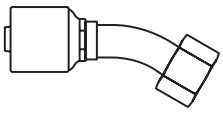	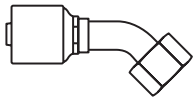	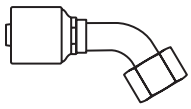	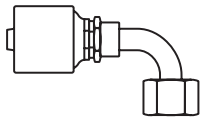
G-FFORX	G-FFORX30	G-FFORX45	G-FFORX67	G-FFORX90
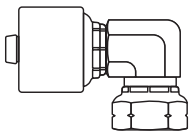	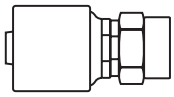	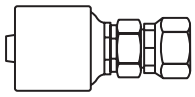	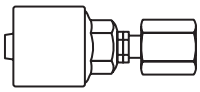	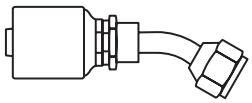
G-FFORX90BLK	G-FG	G-FJISX	G-FJX	G-FJX30
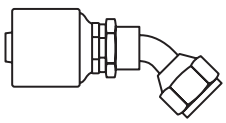	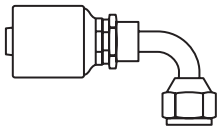	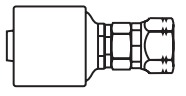	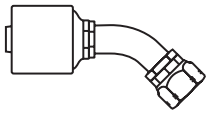	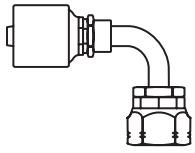
G-FJX45	G-FJX90	G-FKX	G-FKX45	G-FKX90
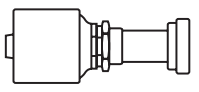	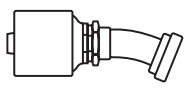	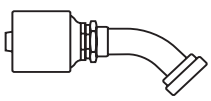	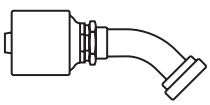	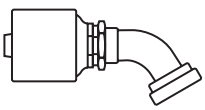
G-FL / G-FLK	G-FL22	G-FL30	G-FL45 / G-FLK45	G-FL60
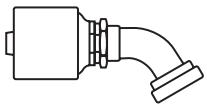	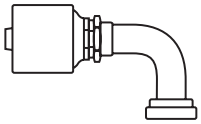	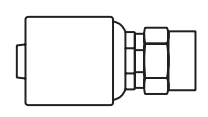	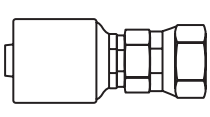	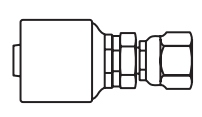
G-FL67	G-FL90 / G-FLK90	G-FP	G-FPX	G-FSX
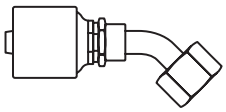	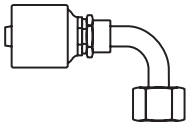	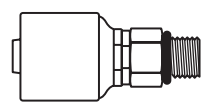	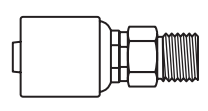	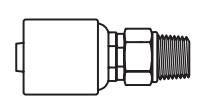
G-FSX45	G-FSX90	G-MB	G-MBSPP	G-MBSPT
				
G-MBX	G-MBX45			

HOSE/CPLG. SELECTION
EQUIPMENT
HOSE SPECIFICATION
GLOBALSPIRAL COUPLINGS
STAINLESS STEEL SPIRAL COUPLINGS
MEGACRIMP COUPLINGS
STAINLESS STEEL BRAID COUPLINGS
POWER CRIMP COUPLINGS
FIELD ATTACHABLE - TYPE T COUPLINGS
FIELD ATTACHABLE - C5 COUPLINGS
FIELD ATTACHABLE - LOCK-ON COUPLINGS
C14 COUPLINGS & ASSEMBLIES
GLP & GL COUPLINGS
GLX COUPLINGS
PCTS THERMOPLASTIC COUPLINGS
POLARSEAL COUPLINGS (ACA, ACB, ACC)
POWER STEERING CPLGS. & TOC ASSEMBLIES
ADAPTERS
QUICK DISCONNECT COUPLERS
BALL VALVES
LIVE SWIVELS
ACCESSORIES
AIR BRAKE CPLGS. & ASSEMBLIES
KITS
BRASS

HOSE/CPLG. SELECTION
EQUIPMENT
HOSE SPECIFICATION
GLOBALSPIRAL COUPLINGS
STAINLESS STEEL SPIRAL COUPLINGS
MEGACRIMP COUPLINGS
STAINLESS STEEL BRAID COUPLINGS
POWER CRIMP COUPLINGS
FIELD ATTACHABLE - TYPE T COUPLINGS
FIELD ATTACHABLE - C5 COUPLINGS
FIELD ATTACHABLE - LOCK-ON COUPLINGS
C14 COUPLINGS & ASSEMBLIES
GLP & GL COUPLINGS
GLX COUPLINGS
PCTS THERMOPLASTIC COUPLINGS
POLARSEAL COUPLINGS (ACA, ACB, ACC)
POWER STEERING CPLGS. & TOC ASSEMBLIES
ADAPTERS
QUICK DISCONNECT COUPLERS
BALL VALVES
LIVE SWIVELS
ACCESSORIES
AIR BRAKE CPLGS. & ASSEMBLIES
KITS
BRASS

COUPLING / THREAD CONFIGURATIONS - CONTINUED

MEGACRIMP™ COUPLINGS - CONTINUED

FOR HIGH AND MEDIUM PRESSURE HOSE (CONTINUED)

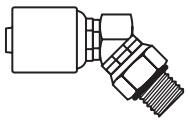
G-MBX45BL

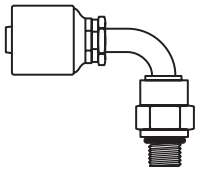
G-MBX90

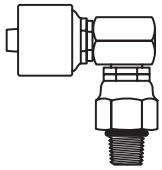
G-MBX90BL

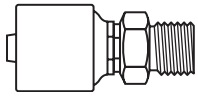
G-MDH

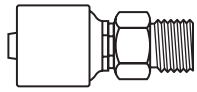
G-MDL

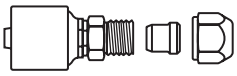
G-MFA

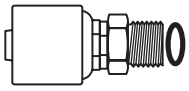
G-MFFOR

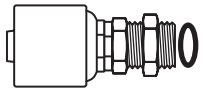
G-MFFORBKHD

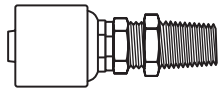
G-MFFORBKHDLN

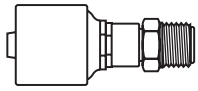
G-MIX

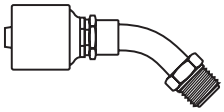
G-MIX45

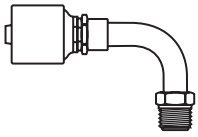
G-MIX90

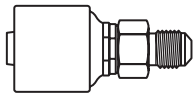
G-MJ

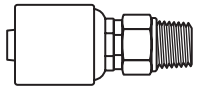
G-MP

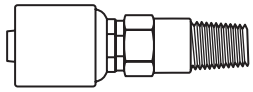
G-MPLN

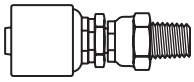
G-MPX

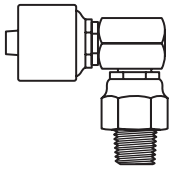
G-MPX90


G-MQLH

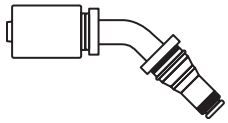
G-MQLH45

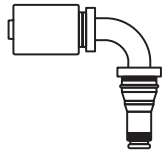
G-MQLH90

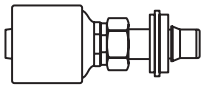
G-MQLL

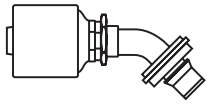
G-MQLL45

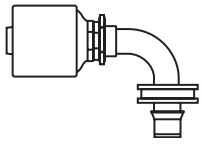
G-MQLL90

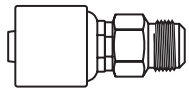
G-MS

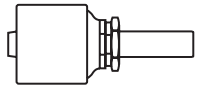
G-MSP

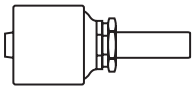
G-NASP

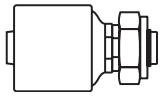
G-PWX

CHEMICAL RESISTANCE RATINGS

CHEMICAL RESISTANCE RATINGS FOR GATES HOSE POLYMERS, COUPLINGS AND ADAPTER MATERIALS

The Chemical Resistance Table lists the relative resistance of hose and coupling materials to common chemicals. These ratings do not cover all possible factors, such as temperature, concentration, degradation or fluid contamination, etc. Testing under actual conditions is the best way to ensure chemical compatibility for critical applications.

For specific information, contact Gates Fluid Power Product Application, at 303-744-5070 or fppasupport@gates.com

HOW TO USE THE CHEMICAL RESISTANCE TABLE

1. Chemicals are listed alphabetically.
2. Find the hose, coupling and adapter material type that has a resistance rating of “1” or “2” (See Rating Scale).
3. Find hose with compatible polymer(s) in the Gates Hydraulic Hose Selection Guide.
4. Look for compatible couplings for the selected hose by following the hose page references in the Selection Guide.

RATING SCALE	
“1”	Excellent resistance
“2”	Good resistance
“X”	Not recommended
“—”	Testing recommended

NOTE: **O-rings used with couplings also must be considered for chemical compatibility with the fluid to be conveyed. This includes couplings containing internal O-Rings; for example, MPX (Male Pipe Swivel). Gates standard O-Rings are made of Nitrile. If O-Rings other than Nitrile are required, contact Gates Fluid Power Product Application.**

HOSE/CPLG. SELECTION
EQUIPMENT
HOSE SPECIFICATION
GLOBALSPIRAL COUPLINGS
STAINLESS STEEL SPIRAL COUPLINGS
MEGACRIMP COUPLINGS
STAINLESS STEEL BRAID COUPLINGS
POWER CRIMP COUPLINGS
FIELD ATTACHABLE - TYPE T COUPLINGS
FIELD ATTACHABLE - C5 COUPLINGS
FIELD ATTACHABLE - LOCK-ON COUPLINGS
C14 COUPLINGS & ASSEMBLIES
GLP & GL COUPLINGS
GLX COUPLINGS
PCTS THERMOPLASTIC COUPLINGS
POLARSEAL COUPLINGS (ACA, ACB, ACC)
POWER STEERING CPLGS. & TOC ASSEMBLIES
ADAPTERS
QUICK DISCONNECT COUPLERS
BALL VALVES
LIVE SWIVELS
ACCESSORIES
AIR BRAKE CPLGS. & ASSEMBLIES
KITS
BRASS

HOSE/CPLG. SELECTION
EQUIPMENT
HOSE SPECIFICATION
GLOBALSPIRAL COUPLINGS
STAINLESS STEEL SPIRAL COUPLINGS
MEGACRIMP COUPLINGS
STAINLESS STEEL BRAID COUPLINGS
POWER CRIMP COUPLINGS
FIELD ATTACHABLE - TYPE T COUPLINGS
FIELD ATTACHABLE - C5 COUPLINGS
FIELD ATTACHABLE - LOCK-ON COUPLINGS
C14 COUPLINGS & ASSEMBLIES
GLP & GL COUPLINGS
GLX COUPLINGS
PCTS THERMOPLASTIC COUPLINGS
POLARSEAL COUPLINGS (ACA, ACB, ACC)
POWER STEERING CPLGS. & TOC ASSEMBLIES
ADAPTERS
QUICK DISCONNECT COUPLERS
BALL VALVES
LIVE SWIVELS
ACCESSORIES
AIR BRAKE CPLGS. & ASSEMBLIES
KITS
BRASS

CHEMICAL RESISTANCE TABLES

Contact Product Application for recommendations at 303-744-5070 or fppasupport@gates.com

1 = Preferred - Constant Contact
2 = Acceptable - Intermittent Contact
X = Not Recommended
– = No Data, Testing Recommended
[ ] = Cover stock rating only, Tube stock rating is "X"
* = Use a fuel hose rated for this chemical.

NOTE: Ratings are for the effect on the polymer only!

	GATES HOSE / POLYMERS										COUPLINGS / ADAPTERS				
	POLYCHLOROPRENE	NITRILE, HNBR, XTF	NITRILE + PVC	CPE	CSM	URETHANE	PTFE	NYLON	MEGATUFF	CARBON STEEL	STAINLESS STEEL 304	STAINLESS STEEL 316	ALUMINUM	BRASS
A														
Absorption Oil	2	1	2	1	2	-	1	1	2	-	-	-	-	1
Acetaldehyde	X	X	X	-	X	1	1	2	1	1	1	1	1	1
Acetamide	1	2	-	-	-	X	1	-	1	-	-	-	-	-
Acetic Acid, 5-20%	2	X	2	1	2	X	1	1	1	X	2	2	2	X
Acetic Acid, 25%	2	X	2	1	2	-	1	X	1	X	2	2	2	X
Acetic Acid, 30%	2	X	-	1	-	-	1	2	1	X	2	1	2	X
Acetic Acid, 50%	2	X	2	1	-	-	1	2	1	X	2	2	2	X
Acetic Acid, 50% Boiling	X	X	-	-	-	-	1	X	-	X	X	2	-	-
Acetic Acid, 80%	X	X	-	-	-	-	1	X	1	X	2	2	2	X
Acetic Acid, 80% Boiling	X	X	-	-	-	-	1	X	-	X	X	2	X	X
Acetic Acid, 100%	X	X	-	-	-	-	1	X	X	X	X	2	2	X
Acetic Acid, 100% Boiling	X	X	-	-	-	X	1	X	X	X	X	2	-	X
Acetic Acid, 100% (Hot) Vapors	2	2	-	-	-	-	-	X	X	X	X	2	2	X
Acetic Acid, Air Free	-	-	-	-	-	-	1	-	-	X	X	X	-	X
Acetic Acid, Anhydride	X	X	X	1	2	-	1	X	X	X	2	2	2	X
Acetic Acid, Areated	-	-	-	-	-	-	1	-	-	X	X	X	-	X
Acetic Acid, Crude	X	X	-	-	-	-	1	1	-	X	2	1	2	X
Acetic Acid, Glacial	X	X	X	1	X	X	1	X	X	X	2	2	2	-
Acetone (Dimethylketone)	X	X	X	1	X	X	1	1	1	1	1	1	1	1
Acetonitrile (Methyl Cyanide)	2	X	2	1	2	-	-	-	2	-	-	-	-	-
Acetylene	2	2	1	1	-	-	1	1	X	1	1	1	1	2
Acrylonitrile (Vinyl Cyanide)	X	X	X	1	X	-	-	-	2	1	1	1	2	1
Aero Lubriplate	1	1	-	-	-	-	-	-	-	1	1	1	1	-
Aero-Safe 2300	X	X	-	-	-	X	-	-	-	1	1	1	1	1
Aeroshell Type 1A, 1AC, 4	2	1	-	-	-	1	-	-	-	-	-	-	-	-
Aeroshell 7A Grease	2	1	-	-	-	X	-	-	-	1	1	1	1	-
Aeroshell 17 Grease	2	1	-	-	-	X	-	-	-	1	1	1	1	-
Aeroshell 750	X	2	-	-	-	X	-	-	-	1	1	1	1	-
Air, Ambient	1	1	1	1	1	1	1	1	1	1	1	1	1	1
Air, 150°F	1	1	1	1	1	1	1	1	1	1	1	1	1	1
Air, 180°F	2	2	2	1	2	2	1	1	1	1	1	1	1	1
Air, 200°F	X	X	X	1	X	2	1	2	1	1	1	1	1	1
Aircraft Hyd. Oil AA	-	1	-	-	-	-	-	-	-	1	1	1	1	1
Alcohol	1	1	-	-	-	-	1	-	1	1	1	1	1	1
Alcohol, Amyl	2	2	-	-	-	-	1	1	2	-	2	1	2	-
Alcohol, Benzyl	X	X	-	1	2	2	1	-	1	1	1	1	-	-
Alcohol, Butyl	2	X	2	-	2	1	1	1	1	1	1	1	1	1
Alcohol, Denatured	1	1	-	-	1	-	1	1	1	1	1	1	1	1
Alcohol, Diacetone	-	X	-	-	2	-	1	-	-	1	1	1	1	1
Alcohol, Ethyl (Ethanol)	1	1	1	1	1	2	1	1	1	1	1	1	1	2
Alcohol, Furfural	2	X	X	1	2	-	1	-	2	2	1	1	1	1
Alcohol, Hexyl (Hexanol)	2	1	-	-	X	-	1	-	-	1	1	1	1	2
Alcohol, Isobutyl	2	2	-	-	1	-	1	1	1	1	1	1	1	2
Alcohol, Isopropyl (Isopropanol)	2	2	2	-	2	2	1	1	1	1	1	1	1	2
Alcohol, Methyl (100%) (Methanol)	1	1	1	1	1	-	1	1	1	1	1	1	1	2
Alcohol, Methyl (6%)	1	1	1	-	1	-	1	1	1	1	1	1	1	2
Alcohol, Octyl	2	2	-	-	-	-	1	1	-	1	1	1	1	-
Alcohol, Propyl	1	1	-	-	-	-	1	X	1	2	1	1	1	1

Contact Product Application for recommendations at 303-744-5070 or fppasupport@gates.com

1 = Preferred - Constant Contact
2 = Acceptable - Intermittent Contact
X = Not Recommended
– = No Data, Testing Recommended
[ ] = Cover stock rating only, Tube stock rating is "X"
* = Use a fuel hose rated for this chemical.

NOTE: Ratings are for the effect on the polymer only!

	GATES HOSE / POLYMERS									COUPLINGS / ADAPTERS				
	POLYCHLOROPRENE	NITRILE, HNBR, XTF	NITRILE + PVC	CPE	CSM	URETHANE	PTFE	NYLON	MEGATUFF	CARBON STEEL	STAINLESS STEEL 304	STAINLESS STEEL 316	ALUMINUM	BRASS
Alkazene	X	X	X	-	X	X	-	-	-	1	1	-	-	-
Aluminum Chloride	1	1	1	1	1	2	1	X	X	X	2	2	X	X
Aluminum Fluoride	1	1	1	1	1	2	1	X	-	X	2	2	2	X
Aluminum Hydroxide	1	1	1	1	1	-	1	1	1	-	1	1	-	1
Aluminum Hydroxide, Saturated	1	1	-	-	-	-	1	1	1	-	1	1	-	-
Aluminum Nitrate	1	1	1	1	1	2	1	-	1	X	1	1	2	-
Aluminum Sulfate	1	1	1	1	1	X	1	1	-	X	X	2	X	X
Alums (Ammonium or Potassium)	1	1	1	1	1	-	1	-	1	X	2	2	X	X
Ammonia, Aqueous	1	2	1	-	1	-	1	1	1	-	1	1	-	X
Ammonium Carbonate	2	X	-	-	-	-	-	-	-	1	1	1	-	-
Ammonium Chloride, 1%	X	2	1	1	1	1	1	1	-	X	2	2	X	X
Ammonium Chloride, 10% Boiling	X	X	-	-	-	-	1	X	-	X	2	2	X	X
Ammonium Chloride, 28% Boiling	X	X	-	-	-	-	1	X	-	X	2	2	X	X
Ammonium Chloride, 50% Boiling	X	X	-	-	-	-	1	X	-	X	2	2	X	X
Ammonium Hydroxide	2	2	2	1	1	X	1	1	1	2	1	1	-	X
Ammonium Hydroxide, 3 Molar	1	X	-	-	-	2	1	-	1	X	2	2	X	X
Ammonium Hydroxide, Concentrated	1	X	-	1	-	X	1	1	1	X	2	2	X	X
Ammonium Metaphosphate	2	2	2	-	2	-	1	-	-	1	1	1	X	-
Ammonium Nitrate, Fertilizer	1	2	1	1	1	1	1	X	-	1	1	1	2	X
Ammonium Nitrite	1	1	-	-	-	-	1		-	2	1	1	X	-
Ammonium Persulfate	X	X	X	1	-	X	-	X	-	X	2	2	X	X
Ammonium Persulfate, 5%	1	X	-	-	-	-	-	X	-	X	2	2	X	X
Ammonium Persulfate, 10%	1	X	-	-	-	X	-	X		X	2	2	X	X
Ammonium Phosphate (Mono, Di, Tri, Basic)	1	1	1	1	1	1	1	2	-	X	2	2	X	-
Ammonium Sulfate	1	2	1	1	1	1	1	X	-	X	X	2	X	X
Ammonium Thiocyanate	1	1	-	1	1	-	1	-	-	1	1	1	-	-
AMSOIL PTN-320 (PAO)	G1H hose not to exceed 176°F, G2XH and MegaTech II hoses 300°F													
Amyl Acetate	X	X	X	2	X	2	1	1	1	X	1	1	X	2
Amyl Alcohol	2	2	2	1	-	-	1	1	1	1	1	1	1	1
Amyl Borate	2	2	2	-	-	-	-	-	2	-	-	-	-	-
Amyl Chloride	X	-	X	2	X	-	1	2	-	-	1	1	-	-
Amyl Chloronaphthalene	X	X	X	-	X	-	1	-	2	-	1	1	-	-
Amyl Naphthalene	X	X	X	-	X	-	1	-	2	-	1	1	-	-
Amyl Phenol	-	-	-	-	-	-	1	-	-	-	1	1	-	-
AN-0-3 Grade M	1	1	-	-	-	-	-	-	-	-	-	-	-	-
AN-0-6	1	1	-	-	-	-	-	-	-	-	-	-	-	-
AN-0-366	1	1	-	-	-	-	-	-	-	-	-	-	-	-
Anderol, L-774 (Diester)	X	2	-	-	-	-	1	X	-	-	-	-	-	-
Anderol, L-826 (Diester)	X	2	-	-	-	-	1	X	-	-	-	-	-	-
Anderol, L-829 (Diester)	X	2	-	-	-	-	1	X	-	-	-	-	-	-
ANG-25 (Glyceral Ester)	2	2	-	-	-	-	1	2	-	-	-	-	-	-
ANG-25 (Diester Base, TG749)	X	2	-	-	-	-	1	X	-	1	1	1	1	-
Aniline	X	X	X	2	X	X	1	2	-	2	1	1	X	X
Aniline Dyes	X	X	-	2	-	-	1	X	X	2	1	1	2	X

CHEMICAL RESISTANCE TABLES - CONTINUED

Contact Product Application for recommendations at 303-744-5070 or fppasupport@gates.com

1 = Preferred - Constant Contact
2 = Acceptable - Intermittent Contact
X = Not Recommended
– = No Data, Testing Recommended
[ ] = Cover stock rating only, Tube stock rating is "X"
* = Use a fuel hose rated for this chemical.

NOTE: Ratings are for the effect on the polymer only!

	GATES HOSE / POLYMERS										COUPLINGS / ADAPTERS				
	POLYCHLOROPRENE	NITRILE, HNBR, XTF	NITRILE + PVC	CPE	CSM	URETHANE	PTFE	NYLON	MEGATUFF	CARBON STEEL	STAINLESS STEEL 304	STAINLESS STEEL 316	ALUMINUM	BRASS
Aniline Hydrochloride	X	X	-	2	-	-	1	-	-	X	1	1	-	-
Animal Gelatin	1	1	-	1	-	-	1	-	-	-	1	1	-	-
Animal Fats	2	1	-	1	-	-	1	1	1	1	1	1	1	X
Animal Oil (Lard Oil)	2	1	-	1	-	-	1	-	1	1	1	1	1	-
Antifreeze, Alcohol Base	2	2	2	2	2	-	1	-	1	1	1	1	1	-
Antifreeze, Glycol Base	2	1	1	1	1	-	1	1	2	1	1	1	1	1
Antimony Chloride, 50%	-	1	-	-	-	-	1	X	2	X	X	X	-	-
AN-VV-0-366B Hydraulic Fluid	1	-	-	-	-	-	2		1	-	-	-	-	-
Aqua Regia (Concentrated)	X	X	X	2	X	X	1	X	-	X	X	X	X	-
Arco A.T.F. Dexron	-	1	-	-	-	-	-	-	X	-	-	-	-	-
Arco C2, 100	-	1	-	-	-	-	-	-	-	-	-	-	-	-
Aromatic Fuel 30%, Mil.	-	-	-	-	-	-	1	-	-	-	-	-	-	-
Aromatic Fuel 50%	X	2	-	-	-	-	1	-	-	-	-	-	-	-
Aromatic Hydrocarbons	X	X	-	-	X	2	1	-	-	2	1	2	2	2
Arsenic Acid	-	-	-	1	-	-	1	-	2	2	-	1	2	-
Askarel, Transformer Oil	X	X	X	-	X	-	1	-	1	1	1	1	-	1
Asphalt, Under 180°F	2	2	2	X	X	1	1	-	2	1	1	1	-	2
Asphalt, Cut Back	X	2	2	-	X	1	1	1	X	1	1	1	2	2
Asphalt, Topping	1	X	-	-	-	-	1	-	X	1	1	1	-	-
ASTM Oil No. 1	1	1	1	1	1	2	1	1	X	1	1	1	1	1
ASTM Oil No. 2	2	2	1	-	2	-	1	1	1	1	1	1	1	1
ASTM Oil No. 3	X	1	X	X	X	-	1	1	1	1	1	1	1	1
ASTM Oil No. 4	X	2	-	-	-	-	1	-	1	1	1	1	1	-
B														
Barium Chloride, Aqueous Solution (Hot)	X	1	-	-	-	-	1	X	-	2	2	2	X	-
Barium Hydroxide	1	1	1	1	1	X	1	1	1	X	1	1	X	X
Barium Sulfate	1	1	-	1	2	-	1	1	1	2	1	1	2	2
Barium Sulfate, Aqueous Solution (Hot)	X	-	-	-	-	-	1	X	1	2	1	1	2	-
Barium Sulfide	2	1	1	1	1	-	1	2	1	X	1	1	X	X
Bayol D	-	1	-	-	-	-	-	-	-	-	-	-	-	-
Bayol 35	-	1	-	-	-	-	-	-	-	-	-	-	-	-
Beet Sugar Liquors	X	1	1	1	1	X	1	-	1	2	2	2	2	X
Bellows 80-20 Hydraulic Oil	-	1	-	-	-	2	1	-	-	-	-	-	-	-
Benzaldehyde	X	X	X	2	X	1	1	1	1	1	1	1	1	1
Benzene, Benzol	X	X	X	X	X	2	1	1	2	1	1	1	1	1
Benzene Sulfonic Acid	X	-	-	-	-	-	1	-	1	X	-	2	X	-
Benzine, Petroleum Ether	X	2	X	1	-	2	1	-	-	1	1	1	1	1
Benzoic Acid	X	X	X	1	-	-	1	-	1	1	1	1	1	1
Benzol	X	X	X	X	-	-	1	1	2	1	1	1	1	1
Benzyl Alcohol	X	X	-	1	-	-	1	X	1	1	1	1	1	-
Benzyl Benzoate	-	-	-	-	-	-	1	-	-	1	1	1	-	-
Benzyl Chloride	X	X	X	X	-	-	1	2	2	1	-	-	-	-
Bismuth Carbonate	X	-	-	-	-	-	1	-	-	1	1	1	-	-
Black Point 77	-	1	-	-	-	-	-	-	-	-	-	-	-	-
Black Sulfate Liquor	2	2	2	2	2	-	1	1	1	1	1	1	-	1
Blast Furnace Gas	X	X	X	-	X	X	1	-	-	1	1	1	2	1
Borax, Sodium Borate	X	2	2	1	1	1	1	X	-	2	1	1	X	2
Bordeaux Mixture	2	2	2	-	-	1	1	1	1	X	-	1	1	X
Boric Acid	1	1	1	-	1	1	1	X	1	X	2	2	1	X

Contact Product Application for recommendations at 303-744-5070 or fppasupport@gates.com

1 = Preferred - Constant Contact
2 = Acceptable - Intermittent Contact
X = Not Recommended
– = No Data, Testing Recommended
[ ] = Cover stock rating only, Tube stock rating is "X"
* = Use a fuel hose rated for this chemical.

NOTE: Ratings are for the effect on the polymer only!

	GATES HOSE / POLYMERS									COUPLINGS / ADAPTERS				
	POLYCHLOROPRENE	NITRILE, HNBR, XTF	NITRILE + PVC	CPE	CSM	URETHANE	PTFE	NYLON	MEGATUFF	CARBON STEEL	STAINLESS STEEL 304	STAINLESS STEEL 316	ALUMINUM	BRASS
Boron Fuels, HEF	X	X	-	-	-	-	-	-	-	-	-	-	-	-
Brake Fluid, Petroleum Base	2	1	2	1	X	-	1	-	-	1	1	1	-	1
Brake Fluid, Synthetic Base	X	X	X	1	X	-	1	-	-	1	1	1	1	1
Bray GG - 130	X	2	-	-	-	-	-	-	-	-	-	-	-	-
Brayco 719-r (VV-H-910)	2	X	-	-	-	-	-	-	-	-	-	-	-	-
Brayco 885 (MIL-L-6085A)	X	2	-	-	-	-	-	-	-	-	-	-	-	-
Brayco 910	2	2	-	-	-	-	-	-	-	-	-	-	-	-
Brine	1	1	1	1	-	-	1	1	1	2	1	1	-	2
Brom-113	X	2	-	-	-	-	-	-	-	-	-	-	-	-
Brom-114	2	2	-	-	-	-	-	-	-	-	-	-	-	-
Bromine, Dry	X	X	X	-	-	-	X	-	-	X	X	X	-	X
Bunker Oil	X	2	2	-	X	2	1	1	2	1	1	1	1	1
Butadiene	X	2	-	-	-	-	1	1	-	-	1	1	-	1
Butane	X	X	X	-	X	X	1	X	-	1	1	1	-	1
Butter Oil	2	-	-	-	-	-	1	-	-	1	1	1	1	1
Butyric Acid	X	-	-	1	-	-	1	X	1	X	1	1	-	2
Butyl Acetate	X	X	X	2	X	-	1	-	2	2	1	1	1	1
Butyl Alcohol	1	1	1	1	-	-	1	1	1	1	1	1	1	1
Butyl Amine	-	-	-	-	-	-	1	1	-	1	1	1	1	1
Butyl Carbitol	2	2	-	1	-	-	1	-	-	1	1	1	1	1
Butyl Mercaptan	-	-	-	-	-	-	1	-	-	-	1	1	1	-
Butyl Stearate	X	2	2	2	-	-	1	-	-	1	1	1	1	1
Butyraldehyde	X	X	-	2	-	-	1	-	-	-	-	-	-	1
C														
Calcium Acetate	X	X	X	1	X	-	1	-	-	2	2	2	X	1
Calcium Arsenate	-	-	-	-	-	1	1	1	-	-	-	-	-	-
Calcium Bisulfate	1	1	2	1	1	-	1	-	-	-	2	1	-	X
Calcium Bisulfide	1	1	2	1	1	1	1	-	-	-	2	2	X	X
Calcium Bisulfite	1	1	1	1	1	-	1	1	-	X	1	1	1	X
Calcium Carbonate	1	1	1	1	1	1	1	1	-	2	1	1	X	1
Calcium Chlorate	1	1	1	-	1	-	1	-	-	2	2	1	1	-
Calcium Chloride	1	1	1	1	1	1	1	1	-	X	2	1	X	-
Calcium Hydroxide	1	2	2	1	1	X	1	-	X	X	X	1	-	2
Calcium Hydroxide, 10% Boiling	-	2	-	-	-	-	1	X	X	2	1	1	X	X
Calcium Hydroxide, 20% Boiling	-	-	-	-	-	-	1	X	X	-	1	1	X	X
Calcium Hydroxide, 50% Boiling	-	-	-	-	-	-	1	X	X	-	X	2	X	X
Calcium Hypochlorite, 5% (Under 100°F)	X	2	X	1	2	-	1	X	X	X	X	2	X	X
Calcium Hypochlorite, 15% (Under 100°F)	X	-	X	1	2	-	1	X	X	-	X	2	X	X
Calcium Nitrate	1	1	1	1	1	-	1	1	-	X	2	2	X	1
Calcium Silicate	-	2	-	1	2	-	1	-	-	1	1	1	1	1
Calcium Sulfate	1	1	1	1	1	-	1	-	-	2	1	1	2	1
Calcium Sulfide	1	2	-	1	-	-	1	2	-	2	1	1	2	-
Caliche Liquors	1	2	-	1	1	1	1	-	-	1	1	1	-	-
Cane Sugar Liquors	1	1	2	1	-	-	1	-	-	1	1	1	1	2
Carbolic Acid, Phenol	X	X	X	1	X	X	1	X	-	X	1	1	2	X
Carbon Dioxide, Dry	2	1	1	1	1	1	1	-	-	1	1	1	1	1
Carbon Dioxide, Wet	2	1	1	1	1	-	1	-	1	1	1	1	1	1
Carbon Disulfide	X	X	-	2	X	2	1	1	1	2	1	1	2	X

HOSE/CPLG. SELECTION
EQUIPMENT
HOSE SPECIFICATION
GLOBALSPIRAL COUPLINGS
STAINLESS STEEL SPIRAL COUPLINGS
MEGACRIMP COUPLINGS
STAINLESS STEEL BRAID COUPLINGS
POWER CRIMP COUPLINGS
FIELD ATTACHABLE - TYPE T COUPLINGS
FIELD ATTACHABLE - C5 COUPLINGS
FIELD ATTACHABLE - LOCK-ON COUPLINGS
C14 COUPLINGS & ASSEMBLIES
GLP & GL COUPLINGS
GLX COUPLINGS
PCTS THERMOPLASTIC COUPLINGS
POLARSEAL COUPLINGS (ACA, ACB, ACC)
POWER STEERING CPLGS. & TOC ASSEMBLIES
ADAPTERS
QUICK DISCONNECT COUPLERS
BALL VALVES
LIVE SWIVELS
ACCESSORIES
AIR BRAKE CPLGS. & ASSEMBLIES
KITS
BRASS

CHEMICAL RESISTANCE TABLES - CONTINUED

Contact Product Application for recommendations at 303-744-5070 or fppasupport@gates.com

1 = Preferred - Constant Contact
2 = Acceptable - Intermittent Contact
X = Not Recommended
– = No Data, Testing Recommended
[ ] = Cover stock rating only, Tube stock rating is "X"
* = Use a fuel hose rated for this chemical.

NOTE: Ratings are for the effect on the polymer only!

	GATES HOSE / POLYMERS										COUPLINGS / ADAPTERS				
	POLYCHLOROPRENE	NITRILE, HNBR, XTF	NITRILE + PVC	CPE	CSM	URETHANE	PTFE	NYLON	MEGATUFF	CARBON STEEL	STAINLESS STEEL 304	STAINLESS STEEL 316	ALUMINUM	BRASS
Carbon Monoxide, Under	2	2	2	1	1	-	1	2	1	1	1	1	1	1
Carbon Tetrachloride, 5%-10%	-	-	-	-	-	-	1	-	X	-	X	-	-	-
Carbon Tetrachloride, Pure	X	X	X	2	X	X	1	X	X	X	X	2	2	2
Carbonic Acid	1	1	1	1	1	X	1	-	1	X	1	1	2	X
Castor Oil	2	2	2	1	2	2	1	1	-	1	1	1	1	1
Caustic Soda,	2	X	X	1	1	X	1	2	-	2	1	1	X	X
Caustic Soda, 50%	2	X	X	1	1	X	1	2	-	2	1	1	X	X
Cellosolve Acetate, Under 100°F	X	X	X	2	X	-	1	-	-	2	2	2	1	-
Cellosolve, Butyl, Under 100°F	X	X	X	-	X	-	1	-	-	2	2	2	2	-
Cellosolve, Union Carbide, Under 100°F	X	X	-	-	-	-	1	-	-	2	2	2	2	-
Cellugard, Cellugard 200	1	1	-	-	-	-	1	-	-	1	1	1	1	1
Cellulube 90, 150, 220, 300, 550	X	X	X	-	X	-	1	-	-	1	1	1	1	1
Cellulube 1000, 220A, ST220, A60	X	X	X	-	X	-	1	-	-	1	1	1	1	1
Cellutherm 2505A	X	2	-	-	-	-	-	-	-	-	-	-	-	-
Chevron Fr-10,13,20.8	-	-	-	-	-	-	1	-	-	1	1	1	-	1
Chlordane	X	X	X	-	X	-	1	1	-	-	-	-	-	-
Chlorinate Paraffin & Petroleum Oil	-	-	-	-	-	-	1	-	-	1	1	1	1	1
Chlorine Gas, Dry	NO HOSE AVAILABLE									2	X	X	-	2
Chlorine Gas, Wet	NO HOSE AVAILABLE									X	X	X	X	X
Chlorine Trifluoride	X	X	-	-	-	-	-	-	-	1	1	1	1	-
Chlorine Water, 3% Chlorine	X	X	X	-	-	-	1	-	1	-	X	X	-	-
Chlorine Water, 25% Chlorine	X	X	X	-	2	2	1	2	-	-	X	X	-	-
Chloroacetic Acid (Under 100°F)	X	X	X	-	2	-	1	X	X	X	X	X	-	2
Chlorobenzene	X	X	X	X	X	-	1	X	-	2	2	2	X	1
Chlorobromo Methane	X	X	X	-	X	-	1	-	X	2	2	2	X	1
Chloroform	X	X	X	X	X	-	1	X	2	2	1	1	X	1
O-Chloronaphthalene	X	X	X	-	-	-	1	2	-	1	1	1	-	1
Chlorosulfonic Acid	2	X	X	X	-	-	1	X	X	1	-	-	-	-
Chlorotoluene	X	X	X	X	X	X	1	-	-	1	1	1	X	1
Chlorox, Bleach	2	2	-	1	2	-	1	1	1	X	X	2	X	X
Chromic Acid, 5%	X	X	-	-	-	-	1	X	1	X	X	2	X	X
Chromic Acid, 10%	X	X	X	1	2	X	1	X	1	X	X	2	X	X
Chromic Acid, 25%	X	X	X	1	2	X	1	X	1	X	X	2	X	X
Chromic Acid, 50%	X	X	X	1	2	X	1	X	1	X	X	2	1	X
Chromic Acid, 100%	-	-	-	-	-	X	1	-	2	X	X	2	-	X
Circo Light Process Oil	1	1	-	-	-	-	1	-	-	1	1	1	1	-
Citgo FR Fluids	-	X	-	X	-	2	1	-	-	1	1	1	-	1
Citgo Glycol FR-20XD	-	1	-	-	-	2	1	-	-	1	1	1	-	1
Citgo Sentry (Under 100°F)	2	2	1	-	X	2	1	-	-	1	1	1	-	1
Citgo Tractor Hydraulic Fluid	-	1	-	-	-	2	1	-	-	1	1	1	-	1
Citric Acid, 5%	-	2	-	-	-	-	1	1	1	X	1	1	1	X
Citric Acid, 5% @150°F	-	2	-	-	-	-	1	X	1	X	X	1	2	X
Citric Acid, 15%	1	2	-	-	-	-	1	1	1	X	X	1	-	1
Citric Acid, 15% Boiling	1	2	-	-	-	-	1	X	-	X	2	1	X	X

Contact Product Application for recommendations at 303-744-5070 or fppasupport@gates.com

1 = Preferred - Constant Contact
2 = Acceptable - Intermittent Contact
X = Not Recommended
– = No Data, Testing Recommended
[ ] = Cover stock rating only, Tube stock rating is "X"
* = Use a fuel hose rated for this chemical.

NOTE: Ratings are for the effect on the polymer only!

	GATES HOSE / POLYMERS									COUPLINGS / ADAPTERS				
	POLYCHLOROPRENE	NITRILE, HNBR, XTF	NITRILE + PVC	CPE	CSM	URETHANE	PTFE	NYLON	MEGATUFF	CARBON STEEL	STAINLESS STEEL 304	STAINLESS STEEL 316	ALUMINUM	BRASS
Citric Acid, Concentrated Boiling	1	X	1	-	1	2	1	X	-	X	X	1	X	X
Coal Gas	1	X	-	1	-	1	1	-	-	-	-	-	-	-
Coal Tars	X	2	X	2	2	-	1	X	-	1	1	1	1	1
Cod Liver Oil	1	1	1	-	-	-	1	-	-	1	1	1	1	1
Coke Oven Gas (Under 100°F)	X	2	X	-	2	-	1	-	-	1	1	1	1	1
Condor 1000, 1002, 1004, 1006, 1008	-	2	-	-	-	-	-	-	-	-	-	-	-	-
Condor 1008, 1010, 1012, 1014, 1016	-	2	-	-	-	-	-	-	-	-	-	-	-	-
Convelex 10	X	X	-	-	-	-	-	-	-	-	-	-	-	-
Copper Arsenate, Cupric Arsenate	-	-	-	-	2	-	1	-	-	1	1	1	-	-
Copper Chloride, 1%	1	1	-	-	-	-	1	X	-	X	X	1	-	X
Copper Chloride, 5%	1	1	-	-	-	-	1	X	-	X	X	1	-	-
Copper Chloride, Cupric Chloride	2	2	2	2	2	1	1	2	-	X	X	1	-	X
Copper Cyanide, Cupric Cyanide	2	2	2	-	2	-	1	X	-	1	1	1	-	X
Copper Nitrate, 1% & 5%	1	1	-	-	-	-	1	1	-	X	1	1	X	X
Copper Nitrate, Cupric Nitrate	1	1	1	1	1	-	1	-	-	1	1	1	1	-
Copper Sulfate, Cupric Sulfate	1	1	1	1	1	1	1	1	-	X	1	1	X	X
Copper Sulfate, 10%	1	1	-	-	-	-	1	-	-	X	2	2	X	-
Copper Sulfate, 50%	1	1	-	-	-	-	1	-	-	-	2	2	-	-
Corn Oil	X	2	2	2	X	X	1	-	-	1	1	1	-	1
Corn Syrup	2	2	-	2	-	-	1	-	-	1	1	1	1	-
Cottonseed Oil	2	2	1	2	2	X	1	2	-	1	1	1	1	1
Creosote, Wood Or Coal Tar (Under 100F)	X	2	X	-	X	X	1	X	X	2	1	1	1	X
Cresol, Cresylic Acid (Under 100°F)	X	X	X	1	X	-	1	X	-	2	1	1	2	-
Cyesylic Acid	X	X	-	-	-	-	1	X	-	1	1	1	1	-
Crude Petroleum Oil (Under 100°F)	X	X	2	2	2	2	1	-	-	X	X	2	1	-
Cutting Oil, Water Soluble	X	1	-	-	-	-	1	-	-	1	1	1	-	1
Cutting Oil, Sulfur Base	X	1	-	-	-	-	1	-	-	1	1	1	1	1
Cutting Oil	2	1	2	1	X	-	1	-	-	1	1	1	1	1
Cyclohexane	X	2	-	1	X	1	1	1	1	1	1	1	1	1
Cyclohexanone	X	X	X	2	X	1	1	1	-	-	1	1	2	-
Cymene	X	X	X	X	X	-	1	-	-	1	1	1	1	1
D														
Dasco FR150, FR200, FR200B, FR310	-	1	-	-	-	-	1	1	-	1	1	1	1	1
Dasco IFR	-	1	-	-	-	-	1	1	-	1	1	1	1	1
DC200, DC510, DC550, DC560	-	1	-	-	-	-	1		-	-	1	1	1	1
Decalin	X	2	-	2	X	-	1	1	2	-	-	-	-	1
Dectol R&O Oils	X	1	-	-	-	2	-	-	-	-	-	-	-	-
Denatured Alcohol	1	1	1	1	-	-	1	1	1	1	1	1	1	1
Developing Fluids, Photo	1	1	-	1	-	-	-	-	-	X	X	2	-	-
Developing Solutions, Hypos	2	-	-	1	2	-	1	-	-	-	1	1	-	-
Dextron	-	1	-	1	-	-	1	1	-	-	-	-	-	-

CHEMICAL RESISTANCE TABLES - CONTINUED

Contact Product Application for recommendations at 303-744-5070 or fppasupport@gates.com 1 = Preferred - Constant Contact 2 = Acceptable - Intermittent Contact X = Not Recommended – = No Data, Testing Recommended [ ] = Cover stock rating only, Tube stock rating is "X" * = Use a fuel hose rated for this chemical. **NOTE: Ratings are for the effect on the polymer only!**	GATES HOSE / POLYMERS										COUPLINGS / ADAPTERS				
	POLYCHLOROPRENE	NITRILE, HNBR, XTF	NITRILE + PVC	CPE	CSM	URETHANE	PTFE	NYLON	MEGATUFF		CARBON STEEL	STAINLESS STEEL 304	STAINLESS STEEL 316	ALUMINUM	BRASS
Diacetone	X	X	X	1	X	-	1	1	-		1	1	1	1	1
Diacetone Alcohol	-	X	-	1	-	-	1	1	-		1	1	1	1	1
Dibenzel Ether	X	X	-	2	-	-	1	-	-		1	1	1	1	1
Dibutyl Ether	X	X	-	1	-	-	1	-	-		1	1	1	1	1
Dibutyl Phthalate (Under 120°F)	X	X	X	2	X	2	1	-	-		1	1	1	1	1
Dibutyl Sebacate	X	X	X	2	-	-	1	-	-		-	-	-	-	1
Dichlorobenzene	X	X	X	X	X	X	1	1	-		-	1	1	-	1
Dichloroethane	X	X	X	X	-	-	1	X	2		-	X	X	X	X
Diesel Oil, Fuel ASTM #2	[2]	1	[2]	2	X	1	1	1	1		1	1	1	1	1
Diester Lubricant MIL-I-7808	X	2	-	-	-	-	1	-	-		1	1	1	1	-
Diester Synthetic Lubricants	X	2	-	-	-	-	1	-	-		1	1	1	1	-
Diethylamine (Under 120°F)	2	2	-	2	X	-	1	1	-		1	1	1	1	1
Diethylene Glycol	1	1	1	1	1	1	1	1	-		1	1	1	1	1
Diethy Ether	X	X	-	1	-	-	1	-	-		1	1	1	1	1
Diethyl Phthalate	-	X	-	2	-	-	1	-	-		-	1	1	-	1
Diethyl Sebacate	X	X	X	2	-	-	1	-	-		-	1	1	-	1
Diisobutylene	X	2	-	1	X	-	1	-	-		2	1	1	2	1
Diisobutyl Ketone	X	X	X	2	X	-	1	1	-		1	1	1	1	1
Diisopropyl Ketone	X	X	X	2	X	-	1	1	-		-	1	1	-	1
Dimethyl Aniline	X	X	X	2	X	-	1	-	-		-	-	-	-	1
Dimethyl Formamide (Under 120°F)	X	X	X	-	-	-	1	-	-		1	1	1	1	-
Dimethyl Phthalate	X	X	X	1	X	-	1	-	-		-	-	-	-	1
Dioctyl Phthalate	X	X	X	2	X	-	1	-	-		1	1	1	1	1
Dioctyl Sebacate	X	X	X	X	X	-	1	-	-		1	1	1	1	-
Dioxane	X	X	X	2	-	-	1	1	-		1	1	1	1	1
Dipentene	X	X	-	2	-	-	1	-	-		1	1	1	1	1
Dirco Oils	-	1	-	-	-	-	1	1	-		1	1	1	1	1
Dispersing Oil #10	X	X	-	-	-	-	1	-	-		1	1	1	1	-
Distillate Fuel Oil (Clear to Brown Liquid)	-	-	-	-	-	-	1	-	-		-	-	-	-	-
Dowtherm A	X	X	X	2	X	X	1	-	-		1	1	1	1	1
Dowtherm E	X	X	-	2	-	-	1	-	-		1	1	1	1	1
DP47, 200 Flow - DOW	-	1	-	-	-	-	1	1	-		1	1	1	1	1
Duro FR-HD	-	1	-	-	-	X	1	1	-		1	1	1	1	1
Duro Oils	-	1	-	-	-	-	1	1	-		1	1	1	1	1
E															
Elco 28-EPLubricant	X	1	-	-	-	-	-	-	-		1	1	1	1	-
Enamels	-	-	-	-	-	-	1	1	-		-	-	-	-	1
Energol HL68	-	1	-	-	-	-	-	-	-		1	1	1	1	1
Energol HLPC 68	-	1	-	-	-	-	-	-	-		1	1	1	1	1
EPHydraulic Oils, Chevron	-	1	-	-	-	-	-	-	-		1	1	1	1	1
Epichlorohydrin (Under 120°F)	X	X	-	-	-	-	1	-	-		1	2	1	1	-
Esam-6 Fluid	2	-	-	-	-	-	-	-	-		-	-	-	-	-
Ethanol	1	1	-	1	-	X	1	1	1		X	1	1	-	1
Ethanolamine, Aminoethanol	2	2	-	1	X	X	1	1	1		1	1	1	1	1
Ethers (Under 120°F)	X	2	X	1	2	2	1	1	1		1	1	1	1	1
Ethyl Acetate	X	X	X	2	X	2	1	1	1		1	1	1	2	2
Ethyl Acetoacetate	X	X	X	1	X	X	1	-	-		1	1	1	1	1
Ethyl Acrylate	X	X	X	2	X	X	1	-	-		1	1	1	1	-

Contact Product Application for recommendations at 303-744-5070 or fppasupport@gates.com 1 = Preferred - Constant Contact 2 = Acceptable - Intermittent Contact X = Not Recommended – = No Data, Testing Recommended [ ] = Cover stock rating only, Tube stock rating is "X" * = Use a fuel hose rated for this chemical. **NOTE: Ratings are for the effect on the polymer only!**	GATES HOSE / POLYMERS									COUPLINGS / ADAPTERS					
	POLYCHLOROPRENE	NITRILE, HNBR, XTF	NITRILE + PVC	CPE	CSM	URETHANE	PTFE	NYLON	MEGATUFF		CARBON STEEL	STAINLESS STEEL 304	STAINLESS STEEL 316	ALUMINUM	BRASS
Ethyl Alcohol	1	1	1	1	-	-	1	1	1		1	1	1	1	2
Ethyl Amine, Monoethylamine	X	X	X	1	X	X	1	-	-		2	1	1	2	1
Ethyl Benzene	X	X	X	2	X	1	1	-	-		1	1	1	1	1
Ethyl Bromide, Di	X	X	X	2	X	-	1	-	-		1	1	1	1	1
Ethyl Butyrate	X	X	X	-	-	-	1	-	-		-	1	1	1	-
Ethyl Cellulose	-	-	-	1	-	-	1	-	-		1	1	1	-	1
Ethyl Chloride	X	X	X	-	-	X	1	-	2		2	1	1	1	2
Ethyl Ether	X	X	X	X	-	-	1	-	X		2	1	1	1	1
Ethyl Mercaptan	X	X	X	-	X	X	1	-	-		2	-	-	-	-
Ethyl Oxalate	X	X	-	1	X	X	1	-	-		-	-	-	-	-
Ethyl Pentachlorobenzene	-	X	-	X	-	1	1	-	-		2	1	1	-	1
Ethyl Silicate	1	1	1	1	-	1	1	1	-		1	1	1	1	1
Ethylene Chloride	X	X	X	X	-	1	1	X	-		-	1	1	-	2
Ethylene Chlorohydrin, Under 100°F	X	X	X	-	-	X	1	X	-		1	1	2	X	-
Ethylene Diamine (Under 100°F)	2	2	2	1	X	X	1	-	-		-	-	-	-	1
Ethylene Dichloride	X	X	X	X	-	1	1	X	-		-	1	1	X	2
Ethylene Glycol	1	1	1	1	1	1	1	1	1		2	1	1	1	1
F															
Factovis 52	-	1	-	-	-	-	-	-	-		1	1	1	1	1
Fatty Acids	2	2	2	2	X	1	1	1	2		2	1	1	1	2
Ferric Chloride	-	-	-	1	2	-	1	1	-		X	X	X	X	X
Ferric Chloride, 1%	1	1	-	-	-	-	1	1	-		X	2	2	X	X
Ferric Chloride, 1% Boiling	-	2	-	-	-	-	1	1	-		X	X	X	X	X
Ferric Chloride, 5% Still	2	1	-	-	-	-	1	1	-		X	X	X	X	X
Ferric Chloride, 5% Agitated or Aerated	2	2	-	-	-	-	1	1	-		X	X	X	X	X
Ferric Chloride, 10%	2	1	-	-	-	-	1	1	-		X	X	X	X	X
Ferric Sulfate	2	2	2	1	2	-	1	1	1		X	1	1	X	X
Ferrous Chloride	1	1	-	1	2	-	1	-	-		X	1	2	-	2
Ferrous Nitrate	2	2	2	-	2	-	1	-	-		-	1	1	-	-
Ferrous Sulfate, Copper Gas	2	2	2	1	2	-	1	-	1		X	1	1	1	2
Ferrous Sulfate, 10%	1	1	-	-	-	-	1	1	1		X	2	2	X	-
Ferrous Sulfate, Saturated	1	-	-	-	-	-	1	1	1		-	2	2	X	-
Fire Resistant Hydraulic Fluid, Texaco	-	1	-	-	-	-	1	-	-		1	1	1	1	1
Firtec 290, MF	-	-	-	-	-	-	1	-	-		-	-	-	-	-
Fixing Solution, Photo	2	-	-	-	2	-	1	-	-		-	1	1	-	-
Fluoboric Acid	1	1	-	1	-	-	1	-	1		1	-	1	X	-
Fluoboric Acid, 65%	2	-	-	1	2	X	1	-	1		-	1	1	-	-
Fluosilicic Acid	2	1	-	-	-	-	1	-	1		X	X	X	X	1
Fluosilicic Acid, 50%	2	X	X	1	2	X	1	X	1		-	-	-	1	-
Formaldehyde	1	X	-	1	-	-	1	2	-		1	1	1	1	X
Formaldehyde, 37%	2	2	-	1	2	2	1	-	1		-	1	1	1	1
Formaldehyde, Hot	-	-	-	-	-	-	1	1	-		X	2	1	2	1
Formic Acid (Under 120°F)	1	X	1	1	2	X	1	2	1		X	2	1	1	2
Formic Acid, Dilute Hot	1	X	-	1	-	-	1	X	-		X	2	1	2	X
Freon 12 (Under 100°F)	USE FREON HOSE ONLY										2	1	1	1	1
Freon 114	USE FREON HOSE ONLY										1	1	1	1	-
Fruit Juices					-	-	1	1	-		X	1	1	-	-
Fuel Oil [2]	[2]	1	[1]	1	X	2	1	1	1		2	2	2	1	2

HOSE/CPLG. SELECTION
EQUIPMENT
HOSE SPECIFICATION
GLOBALSPIRAL COUPLINGS
STAINLESS STEEL SPIRAL COUPLINGS
MEGACRIMP COUPLINGS
STAINLESS STEEL BRAID COUPLINGS
POWER CRIMP COUPLINGS
FIELD ATTACHABLE - TYPE T COUPLINGS
FIELD ATTACHABLE - C5 COUPLINGS
FIELD ATTACHABLE - LOCK-ON COUPLINGS
C14 COUPLINGS & ASSEMBLIES
GLP & GL COUPLINGS
GLX COUPLINGS
PCTS THERMOPLASTIC COUPLINGS
POLARSEAL COUPLINGS (ACA, ACB, ACC)
POWER STEERING CPLGS. & TOC ASSEMBLIES
ADAPTERS
QUICK DISCONNECT COUPLERS
BALL VALVES
LIVE SWIVELS
ACCESSORIES
AIR BRAKE CPLGS. & ASSEMBLIES
KITS
BRASS

CHEMICAL RESISTANCE TABLES - CONTINUED

Contact Product Application for recommendations at 303-744-5070 or fppasupport@gates.com

1 = Preferred - Constant Contact
2 = Acceptable - Intermittent Contact
X = Not Recommended
– = No Data, Testing Recommended
[ ] = Cover stock rating only, Tube stock rating is "X"
* = Use a fuel hose rated for this chemical.

NOTE: Ratings are for the effect on the polymer only!

	GATES HOSE / POLYMERS										COUPLINGS / ADAPTERS				
	POLYCHLOROPRENE	NITRILE, HNBR, XTF	NITRILE + PVC	CPE	CSM	URETHANE	PTFE	NYLON	MEGATUFF	CARBON STEEL	STAINLESS STEEL 304	STAINLESS STEEL 316	ALUMINUM	BRASS
Fumaric Acid	2	X	-	-	-	X	1	-	1	1	1	1	-	-
Furan, Furfuran	X	X	X	1	-	-	1	-	1	1	1	1	1	1
Furan Resin	X	X	-	-	-	-	1	-	-	-	-	1	-	-
Furfural Alcohol, Ant Oil	2	X	X	1	2	-	1	1	2	2	1	1	1	1
Fusel Oil, Grain Oil	X	X	-	-	-	-	1	-	1	-	-	-	-	-
Fyrguard 150, 200	-	1	-	-	-	-	1	-	-	1	1	1	1	1
Fyrquel A60, 90, 100, 150, 220, 300, 500	X	X	-	-	-	-	1	-	-	1	-	-	1	-
Fyrquel 1000, 15R&O, 220R&O, 550R&O	X	X	-	-	-	-	1	-	-	1	-	-	1	-
G														
Gallic Acid (Under 100°F)	X	X	X	1	-	X	1	2	1	X	1	1	X	-
Gas, Natural	-	-	-	X	-	-	1	-	-	1	1	1	-	2
Gasohol	2	*	*	-	X	-	1	-	1	2	1	1	1	1
Gasoline, Aviation	X	-	2	-	-	-	1	-	1	-	1	1	1	1
Gasoline, Meter	X	*	-	-	-	-	1	X	1	1	1	1	1	X
Gasoline, Premium	[2]	*	*	-	X	X	1	-	1	2	1	1	1	1
Gasoline, Sour	X	X	-	-	-	-	1	-	-	2	1	1	X	-
Gasoline, Standard	[1]	*	*	2	X	X	1	-	1	2	1	1	1	1
Gasoline, Unleaded Under 50% Aromatics	X	*	X	-	X	X	1	-	1	2	1	1	1	1
Gelatin	1	1	-	-	-	-	1	1	-	X	1	1	1	-
Glauber's Salt	2	X	-	-	-	-	1	-	-	1	1	1	-	-
Glucose	1	1	1	-	1	1	1	1	-	1	1	1	1	1
Glue (Under 120°F)	2	2	2	-	1	1	1	2	-	2	1	1	2	X
Glycerine, Glycerol	1	1	1	1	1	1	1	1	-	2	1	1	1	2
Glycol FR Fluids	-	1	-	-	-	-	1	-	-	1	1	1	1	1
Glycols (Under 120°F)	1	1	1	1	1	1	1	1	2	2	1	1	1	1
Grease, Ester Base	-	-	-	-	-	-	1	1	-	1	1	1	1	1
Grease, Petroleum Base	2	1	2	-	2	1	1	1	2	1	1	1	1	1
Grease, Silicone Base	-	-	-	-	-	-	1	1	1	1	1	1	1	1
Green Sulfate Liquor, Under 100°F	2	2	1	2	1	-	1	-	1	1	1	1	-	-
Gulf FR Fluid G-200	-	1	-	-	-	X	1	-	-	1	1	1	1	1
Gulf FR Fluid P37, P40, P43, P45, P47	-	X	-	-	-	X	1	-	-	-	-	-	-	-
H														
Halowax Oil	X	X	X	-	X	-	1	-	1	-	-	-	-	-
Heptachlor, In Petroleum	-	2	X	-	-	-	1	-	-	-	-	-	-	-
Heptane (Under 100°F)	[2]	1	[2]	1	X	1	1	1	1	1	1	1	1	1
N-Hexaldehyde	2	X	2	-	-	-	1	-	1	1	1	1	1	1
Hexane (Under 120°F)	[2]	1	[2]	2	1	1	1	1	1	1	1	1	1	1
Hexene [2]	[2]	2	-	1	-	-	1	-	1	1	1	1	-	1
Hexyl Alcohol	1	2	1	1	-	-	1	-	-	1	1	1	1	2
High Viscosity Lubricant, U4	2	1	-	-	-	-	1	-	-	-	-	-	-	-
High Viscosity Lubricant, H2	2	1	-	-	-	-	1	-	-	-	-	-	-	-
Hilo MS #1	X	X	-	-	-	-	-	-	-	-	-	-	-	-
Hexane	[2]	2	-	1	-	-	1	-	1	1	1	1	-	1
Houghto-Safe 1115, 1120, 1130 (Phos. Ester)	X	X	X	1	X	-	1	-	-	1	1	1	1	1
Houghto-Safe 271, 416, 520, 616 (Water/Glycol)	2	1	1	-	-	2	1	-	-	1	1	1	1	1

Contact Product Application for recommendations at 303-744-5070 or fppasupport@gates.com

1 = Preferred - Constant Contact
2 = Acceptable - Intermittent Contact
X = Not Recommended
– = No Data, Testing Recommended
[ ] = Cover stock rating only, Tube stock rating is "X"
* = Use a fuel hose rated for this chemical.

NOTE: Ratings are for the effect on the polymer only!

	GATES HOSE / POLYMERS									COUPLINGS / ADAPTERS				
	POLYCHLOROPRENE	NITRILE, HNBR, XTF	NITRILE + PVC	CPE	CSM	URETHANE	PTFE	NYLON	MEGATUFF	CARBON STEEL	STAINLESS STEEL 304	STAINLESS STEEL 316	ALUMINUM	BRASS
Houghto-Safe 620, 625, 640, 525 (Water/Glycol)	1	1	1	-	-	2	1	-	-	1	1	1	1	1
Houghto-Safe 5046, 5046W (Water/Oil Emulsion)	2	1	-	-	-	-	1	-	-	1	1	1	1	1
Hy-Chock Oil	-	1	-	-	-	-	1	1	-	1	1	1	-	-
Hydrafluid 760, Texaco and Houghton	-	1	-	-	-	-	1	1	-	1	1	1	-	1
Hydrafluid AZR&O, A, B, AA, C	-	1	-	-	-	-	1	1	-	1	1	1	-	1
Hydrasol A	-	1	-	-	-	-	1	1	-	1	1	1	-	-
Hydraulic Fluid, Phosphate Ester Base	X	X	X	1	-	X	1	1	-	1	1	1	-	-
Hydraulic Fluid, Std. Petroleum Oils	2	1	2	1	2	2	1	1	-	1	1	1	1	1
Hydraulic Fluid, Water Glycol Base	1	1	1	-	-	1	1	1	-	1	1	1	1	1
Hydraulic Fluid HF - 18, HF - 20	-	1	-	-	-	2	1	1	-	1	1	1	1	1
Hydraulic Fluid HF - 31	-	-	-	-	-	-	1	1	-	1	1	1	1	1
Hydraulic Oils, Petroleum	2	1	-	-	-	-	1	1	-	1	1	1	1	1
Hydraulic Fluid , Polyalphaolifin							1							
Hydraulic Oils, Synthetic	-	X	-	-	-	-	1	-	-	1	1	1	1	1
Hydraulic Safety Fluid 200 & 300, Texaco	-	1	-	-	-	1	1	-	-	1	1	1	1	1
Hydrazine	X	X	X	-	-	2	1	-	-	-	-	-	-	-
Hydro-Drive Oil, Houghton	-	1	-	-	-	2	1	-	-	-	-	-	-	-
Hydrobromic Acid	X	X	-	-	-	-	1	X	1	1	1	1	X	-
Hydrobromic Acid, 37%	X	X	X	1	2	X	1	X	1	1	1	1	X	-
Hydrochloric Acid	2	X	-	-	-	-	1	X	1	X	X	X	X	X
Hydrochloric Acid, 3 Molar	2	X	-	-	-	-	1	X	1	X	X	X	X	X
Hydrochloric Acid, Concentrated	X	X	-	-	-	-	1	X	1	X	X	X	X	X
Hydrochloric Acid, 15%	X	X	X	1	2	X	1	X	1	X	X	X	X	X
Hydrochloric Acid, 37%	X	-	X	1	2	X	1	X	1	X	X	X	X	X
Hydrocyanic Acid, 20% Under 100°F	X	X	X	-	2	X	1	1	1	X	1	1	1	X
Hydrocyanic Acid, 98%	-	-	-	-	-	-	1	-	1	-	-	-	-	-
Hydrofluoric Acid, 10%	2	2	X	1	1	X	1	X	1	X	X	X	X	X
Hydrofluoric Acid, 20% (Under 120°F)	2	X	X	1	2	X	1	X	1	X	X	X	X	X
Hydrofluoric Acid, 48% (Under 120°F)	2	X	X	1	2	X	1	X	1	X	X	X	X	X
Hydrofluoric Acid, 70%	-	X	X	-	2	X	1	X	X	X	X	X	X	X
Hydrofluoric Acid, Concentrated	X	X	X	1	2	X	1	X	X	X	X	X	X	X
Hydrofluoric Acid, Anhydrous	-	X	-	-	-	-	1	-	-	-	-	-	-	-
Hydrofluosilicic	X	X	X	X	-	-	1	X	1	X	X	X	X	1
Hydrogen	1	1	-	1	-	-	1	-	X	X	X	X	1	-
Hydrogen Chloride Gas	-	-	-	1	-	-	1	-	-	-	1	1	-	-
Hydrogen Cyanide Gas	-	-	-	-	-	-	-	-	-	-	-	-	1	-
Hydrogen Fluoride (Under 100°F)	-	X	-	-	-	-	1	-	-	2	2	1	-	-
Hydrogen Peroxide, Dilute	1	2	-	-	-	-	1	1	1	1	-	1	-	X
Hydrogen Peroxide, 10%	X	1	X	1	2	X	1	X	1	X	2	1	1	X

CHEMICAL RESISTANCE TABLES - CONTINUED

Contact Product Application for recommendations at 303-744-5070 or fppasupport@gates.com

1 = Preferred - Constant Contact
2 = Acceptable - Intermittent Contact
X = Not Recommended
– = No Data, Testing Recommended
[ ] = Cover stock rating only, Tube stock rating is "X"
* = Use a fuel hose rated for this chemical.

NOTE: Ratings are for the effect on the polymer only!

	GATES HOSE / POLYMERS										COUPLINGS / ADAPTERS				
	POLYCHLOROPRENE	NITRILE, HNBR, XTF	NITRILE + PVC	CPE	CSM	URETHANE	PTFE	NYLON	MEGATUFF	CARBON STEEL	STAINLESS STEEL 304	STAINLESS STEEL 316	ALUMINUM	BRASS
Hydrogen Peroxide, 30%	X	2	X	1	2	X	1	X	1	X	2	1	1	X
Hydrogen Peroxide, 70%	X	X	X	1	-	X	1	X	1	X	2	1	1	X
Hydrogen Peroxide, 90%	X	X	-	-	-	-	1	-	1	X	2	1	-	X
Hydrogen Sulfide	2	X	-	-	-	-	1	1	X	2	2	1	-	X
Hydrogen Sulfide Aqueous Solution	2	X	-	-	-	-	1	-	-	X	-	-	X	-
Hydrogen Sulfide, Gas	-	-	-	-	-	-	-	-	X	-	-	-	-	-
Hydrolube, Water Glycol	2	1	-	-	-	X	1	-	1	1	1	1	-	1
Hydrolubric Oil, Houghton	-	2	-	-	-	2	1	1	-	-	-	-	-	-
Hydroquinone	X	-	-	-	X	-	1	-	-	-	1	1	2	-
Hykil No.6 (33%); Water (67%)	-	2	-	-	-	-	1	-	-	1	-	-	-	-
Hypochlorous Acid (Under 120°F)	X	X	X	-	2	-	1	1	1	2	2	2	X	-
Hypoid Grease (Parapoid 10-C)	-	1	-	-	-	-	1	-	-	-	-	-	-	-
I														
Imol, Imol S150, S220, S300, S500	-	1	-	-	-	2	1	1	-	1	1	1	1	-
Industron 53	-	1	-	-	-	-	1	-	-	-	-	-	-	-
Ink (Printers)	1	1	-	-	-	-	1	1	-	2	2	1	-	2
Ink Oil	-	2	-	-	-	-	1	-	-	1	1	1	-	1
Insulating Oil (Transformer)	2	1	2	-	X	-	1	-	-	1	1	1	-	1
Isobutyl Alcohol	2	2	2	1	-	-	1	1	1	1	1	1	1	2
Iodine (Under 100°F)	X	X	-	1	2	X	1	1	-	2	2	2	X	-
Iodine, In Alcohol	2	-	-	-	-	X	1	-	1	-	-	-	X	-
Iodine Pentafluoride	X	X	-	-	-	-	1	-	-	X	2	2	X	-
Isooctane	1	1	2	2	1	2	1	1	-	1	1	1	2	1
Isooctyl Thioglucolate	-	-	-	-	-	-	1	1	-	-	-	-	-	-
Isobutane - WET	X	X	-	-	-	X	1	X	-	X	1	1	2	1
Isopropyl Acetate	X	X	X	-	X	2	1	1	1	2	2	1	X	1
Isopropyl Alcohol (Isopropanol)	2	2	2	1	2	2	1	1	1	1	1	1	1	2
Isopropyl Ether	X	X	X	-	-	-	1	1	1	1	1	1	1	1
J														
Jet Fuel JP-3 (Under 100°F)	[2]	1	[2]	-	X	2	1	1	-	1	1	1	2	1
Jet Fuel JP-4 (Under 100°F)	[X]	1	[2]	-	X	-	1	1	-	1	1	1	2	1
Jet Fuel JP-5	X	1	X	-	X	-	1	1	-	2	1	1	2	1
Jet Fuel JP-6	X	1	X	-	X	-	1	1	-	2	1	1	2	1
Jet Fuel JP-x	2	1	X	-	X	-	1	1	-	2	1	1	2	1
K														
Kerosene	X	1	[2]	1	X	-	1	1	-	1	1	1	1	1
Ketchup	1	1	-	-	-	-	1	1	-	-	1	1	-	-
Ketones	X	X	X	-	X	X	1	1	1	1	1	1	2	1
L														
Lacquer Solvents	X	X	X	-	X	2	1	1	1	X	2	1	1	1
Lacquers	X	X	X	-	X	-	1	1	-	X	X	1	1	1
Lactic Acid	1	X	X	-	1	X	1	-	1	X	2	1	X	2
Lactic Acid (5%)	2	1	-	-	-	-	1	1	1	X	2	1	1	X
Lactic Acid (5% Boiling)	X	X	-	-	-	-	1	-	-	X	2	1	2	X
Lactic Acid (10% Boiling)	X	X	-	-	-	-	1	-	-	X	2	1	X	X
Lactol	2	2	2	-	-	-	1	-	-	1	1	1	1	1
Lard	2	1	-	1	-	-	1	1	1	1	1	1	1	X

Contact Product Application for recommendations at 303-744-5070 or fppasupport@gates.com

1 = Preferred - Constant Contact
2 = Acceptable - Intermittent Contact
X = Not Recommended
– = No Data, Testing Recommended
[ ] = Cover stock rating only, Tube stock rating is "X"
* = Use a fuel hose rated for this chemical.

NOTE: Ratings are for the effect on the polymer only!

	GATES HOSE / POLYMERS									COUPLINGS / ADAPTERS				
	POLYCHLOROPRENE	NITRILE, HNBR, XTF	NITRILE + PVC	CPE	CSM	URETHANE	PTFE	NYLON	MEGATUFF	CARBON STEEL	STAINLESS STEEL 304	STAINLESS STEEL 316	ALUMINUM	BRASS
Lasso (Ag Spray)	-	-	-	-	-	-	1	1	-	-	1	1	-	-
Latex	1	1	-	-	X	-	1	1	1	1	1	1	1	1
Lead Acetate	X	X	-	1	2	1	1	-	-	2	2	2	X	1
Lead Arsenate	2	2	-	-	-	-	1	-	-	1	1	1	-	-
Lead Nitrate	2	2	-	-	1	1	1	-	1	1	2	2	-	-
Lead Sulfate	1	1	-	1	2	-	1	-	-	1	1	1	-	-
Lead, Tetraethyl (Under 100°F)	X	2	X	-	X	-	1	2	-	-	-	-	-	-
Lead, Tetramethyl	X	2	X	-	X	1	1	-	-	-	-	-	-	-
Lecithin	2	X	-	-	-	-	1	-	-	-	1	1	-	-
Ligroin (Petroleum Ether, Under 120°F)	X	1	-	-	X	-	1	-	-	2	1	1	X	-
Lime (Chlorinated, Free Chlorine 20%)	-	1	-	1	-	1	-	-	1	-	-	2	-	-
Lime Bleach (Under 100°F)	X	2	X	-	X	-	-	-	-	X	2	1	-	-
Lime Sulphur	1	X	-	-	-	-	2	1	1	2	1	1	X	X
Lime Sulfur (Under 135°F)	1	X	X	-	2	-	2	1	1	2	1	1	X	X
Lindane (Ag Spray)	-	-	-	-	-	-	1	1	-	-	1	1	-	-
Linoleic Acid	X	2	X	-	-	-	1	-	1	X	2	1	1	-
Linseed Oil	X	1	-	-	-	-	1	1	X	1	1	1	2	2
Linseed Oil (Boiled)	2	2	1	1	1	1	1	-	-	2	1	1	1	2
Lubricating Oil (SAE 10, 20, 30, 40, 50)	2	2	-	-	-	-	1	1	-	1	1	1	1	1
Lubricating Oils (Diester, Under 135°F)	X	2	X	-	-	X	1	1	-	1	1	1	1	1
M														
Machine Oil (Under 135°F)	1	1	2	-	2	-	1	1	-	1	1	1	1	1
Magnesium Carbonate	1	1	1	-	1	1	1	-	-	2	2	2	1	-
Magnesium Chloride	1	1	1	1	1	1	1	1	1	X	2	1	X	2
Magnesium Hydroxide	2	2	2	1	1	X	1	-	-	1	1	1	X	X
Magnesium Nitrate	2	2	2	-	1	-	1	-	-	2	2	2	X	1
Magnesium Sulfate	2	2	2	1	1	1	1	1	1	2	2	2	2	2
Malathion (Ag Spray Dilute)	-	2	-	-	-	-	1	1	1	1	1	1	-	1
Maleic Acid	2	X	-	-	-	-	1	-	1	2	2	1	-	-
Malic Acid	-	-	-	-	-	-	1	-	1	2	2	1	-	-
Manganese Salts	-	1	1	-	1	-	1	-	-	-	-	-	-	-
Maxmul (Penzoil Hydraulic Fluid)	2	1	2	-	-	-	1	-	-	1	-	1	-	-
Mercuric Chloride	1	2	2	1	1	2	1	X	-	X	1	1	X	X
Mercuric Cyanide	1	2	2	-	1	-	-	-	-	2	2	2	X	-
Mercurous Nitrate (Under 120°F)	1	2	2	-	1	-	1	-	1	1	1	1	X	-
Mercury	1	2	2	1	1	2	1	1	1	1	1	1	X	X
Mesityl Oxide	X	X	X	2	X	X	1	-	1	1	1	1	1	1
Methane	2	1	-	-	-	-	1	-	-	-	1	1	-	-
Methoxychlor (Insecticide)	-	-	-	-	-	-	1	X	-	1	1	1	-	-
Methyl Acetate	X	X	X	1	X	-	1	-	-	1	1	1	1	1
Methyl Acrylate	X	X	X	-	X	-	1	-	-	1	1	1	1	1
Methyl Alcohol	1	1	1	1	-	-	1	1	1	1	1	1	1	2
Methyl Amine (25% Aqueous Solution)	2	X	-	-	-	-	1	-	1	1	1	1	1	-
Methyl Amine (60%)	2	2	-	-	-	-	1	2	1	1	1	1	1	2
Methyl Amine (99%)	X	X	-	-	-	-	1	-	1	1	1	1	1	X

HOSE/CPLG. SELECTION
EQUIPMENT
HOSE SPECIFICATION
GLOBALSPIRAL COUPLINGS
STAINLESS STEEL SPIRAL COUPLINGS
MEGACRIMP COUPLINGS
STAINLESS STEEL BRAID COUPLINGS
POWER CRIMP COUPLINGS
FIELD ATTACHABLE - TYPE T COUPLINGS
FIELD ATTACHABLE - C5 COUPLINGS
FIELD ATTACHABLE - LOCK-ON COUPLINGS
C14 COUPLINGS & ASSEMBLIES
GLP & GL COUPLINGS
GLX COUPLINGS
PCTS THERMOPLASTIC COUPLINGS
POLARSEAL COUPLINGS (ACA, ACB, ACC)
POWER STEERING CPLGS. & TOC ASSEMBLIES
ADAPTERS
QUICK DISCONNECT COUPLERS
BALL VALVES
LIVE SWIVELS
ACCESSORIES
AIR BRAKE CPLGS. & ASSEMBLIES
KITS
BRASS

HOSE/CPLG. SELECTION
EQUIPMENT
HOSE SPECIFICATION
GLOBALSPIRAL COUPLINGS
STAINLESS STEEL SPIRAL COUPLINGS
MEGACRIMP COUPLINGS
STAINLESS STEEL BRAID COUPLINGS
POWER CRIMP COUPLINGS
FIELD ATTACHABLE - TYPE T COUPLINGS
FIELD ATTACHABLE - C5 COUPLINGS
FIELD ATTACHABLE - LOCK-ON COUPLINGS
C14 COUPLINGS & ASSEMBLIES
GLP & GL COUPLINGS
GLX COUPLINGS
PCTS THERMOPLASTIC COUPLINGS
POLARSEAL COUPLINGS (ACA, ACB, ACC)
POWER STEERING CPLGS. & TOC ASSEMBLIES
ADAPTERS
QUICK DISCONNECT COUPLERS
BALL VALVES
LIVE SWIVELS
ACCESSORIES
AIR BRAKE CPLGS. & ASSEMBLIES
KITS
BRASS

CHEMICAL RESISTANCE TABLES - CONTINUED

Contact Product Application for recommendations at 303-744-5070 or fppasupport@gates.com

1 = Preferred - Constant Contact
2 = Acceptable - Intermittent Contact
X = Not Recommended
– = No Data, Testing Recommended
[ ] = Cover stock rating only, Tube stock rating is "X"
* = Use a fuel hose rated for this chemical.

NOTE: Ratings are for the effect on the polymer only!

	GATES HOSE / POLYMERS										COUPLINGS / ADAPTERS				
	POLYCHLOROPRENE	NITRILE, HNBR, XTF	NITRILE + PVC	CPE	CSM	URETHANE	PTFE	NYLON	MEGATUFF	CARBON STEEL	STAINLESS STEEL 304	STAINLESS STEEL 316	ALUMINUM	BRASS
Methyl Bromide	X	X	X	-	X	X	1	1	-	1	1	1	X	1
Methyl Butyl Ketone (MBK)	X	X	X	2	X	-	1	-	-	1	1	1	1	1
Methyl Cellosolve (Under 100°F)	2	X	-	1	X	-	1	-	-	2	2	2	2	1
Methyl Chloride	X	X	X	X	X	-	1	1	-	1	1	1	-	1
Methyl Ethyl Ketone (MEK)	X	X	X	2	X	X	1	1	1	1	1	1	2	1
Methyl Formate	2	X	X	-	X	-	1	-	-	2	1	1	1	1
Methyl Isobutyl Ketone (MIBK, 100°F)	X	X	X	2	X	X	1	1	-	1	1	1	1	1
Methyl Isopropyl Ketone	X	X	X	2	X	X	1	1	-	1	1	1	1	1
Methyl Methacrylate	X	X	X	2	2	-	1	-	-	2	2	2	-	-
Methyl Salicylate	2	2	2	-	-	-	1	-	-	1	1	1	1	1
Methyl Sulfate (Dimethyl, Under 100°F)	X	X	X	-	X	1	1	1	-	1	1	1	-	-
Methylene Chloride	X	X	X	X	X	-	1	X	2	1	1	1	X	1
Methylene Dichloride	X	X	X	-	-	-	1	1	-	1	1	1	X	1
Mineral Oil (Under 120°F)	1	1	1	1	1	1	1	1	1	1	1	1	2	1
Mineral Spirits	-	1	2	-	X	-	1	-	-	1	1	1	2	1
Mobil SHC 320WT (PAO)	G1H hose not to exceed 176°F, G2XH and MegaTech II hoses 300°F													
Mobile Therm 603	-	1	-	-	-	-	1	-	-	1	1	1	1	1
Molasses (Under 120°F)	2	2	2	-	1	1	1	-	-	2	1	1	2	X
Monochlorobenzene	X	X	X	X	X	X	1	-	-	1	1	1	X	1
Monoethanolamine	X	2	-	1	X	-	1	-	1	1	1	1	2	1
Morpholine (Pure Additive)	-	-	-	-	-	-	1	-	-	-	1	1	-	-
Motor Oils (Under 135°F)	2	1	2	1	2	2	1	1	-	1	1	1	1	1
Mould Oil	-	-	-	-	-	-	1	-	*	1	1	1	-	-
Muriatic Acid (Hydrochloric)	X	X	X	1	2	X	1	X	1	X	X	X	X	X
Mustard	1	2	1	-	1	-	1	-	-	X	1	1	2	-
N														
Naphtha (Low Aromatic Content)	X	2	X	1	X	-	1	1	-	2	1	1	1	1
Naphthalene (Tar Camphor)	X	X	X	1	X	-	1	1	-	1	1	1	1	1
Naphthalene	X	X	X	-	X	-	1	-	-	1	1	1	-	1
Naphthenic Acid	-	2	-	-	-	-	1	-	-	-	2	1	-	-
Natural Gas	-	-	-	-	-	-	1	-	X	1	1	1	-	2
Nickel Acetate solution (in water or alcohol)	-	-	-	-	-	-	1	-	1	1	1	1	1	1
Nickel Chloride	2	2	2	1	2	-	1	1	-	1	1	1	1	1
Nickel Nitrate	2	2	2	1	2	-	1	1	-	2	2	2	X	-
Nickel Plating Solution	-	2	-	-	2	X	1	-	-	-	1	1	-	-
Nickel Salts	2	-	1	-	-	-	1	-	-	-	-	-	-	-
Nicotine Salts	-	-	-	-	-	1	1	-	-	1	X	2	-	-
Nitric Acid	X	X	-	-	-	-	1	-	-	X	1	1	-	X
Nitric Acid, 3 Molar	X	X	-	-	-	-	1	-	1	X	1	1	-	X
Nitric Acid, Concentrated (Boiling)	X	X	-	-	-	-	1	X	X	X	2	2	X	X
Nitric Acid, Inhibited Red Fuming (IRFNA)	X	X	-	-	-	-	1	-	X	X	1	1	1	X
Nitric Acid, Red Fuming (RNFA)	X	X	X	-	X	X	1	X	X	X	2	2	2	X
Nitric Acid, 5% To 10%	X	X	X	1	2	X	1	X	1	X	2	2	1	X
Nitric Acid, 20%	X	X	1	2	X	1	X	1	X	2	2	X	X	
Nitric Acid, 50% (Boiling)	X	X	X	X	X	X	1	X	X	X	2	2	X	X

Contact Product Application for recommendations at 303-744-5070 or fppasupport@gates.com

1 = Preferred - Constant Contact
2 = Acceptable - Intermittent Contact
X = Not Recommended
– = No Data, Testing Recommended
[ ] = Cover stock rating only, Tube stock rating is "X"
* = Use a fuel hose rated for this chemical.

NOTE: Ratings are for the effect on the polymer only!

	GATES HOSE / POLYMERS									COUPLINGS / ADAPTERS				
	POLYCHLOROPRENE	NITRILE, HNBR, XTF	NITRILE + PVC	CPE	CSM	URETHANE	PTFE	NYLON	MEGATUFF	CARBON STEEL	STAINLESS STEEL 304	STAINLESS STEEL 316	ALUMINUM	BRASS
Nitric Acid, 65% (Boiling)	X	X	X	X	X	X	1	X	X	X	2	2	X	X
Nitric Acid & Hydrochloric Acid	-	X	-	-	-	-	1	-	X	X	X	X	X	-
Nitrobenzene (Under 100°F)	X	X	X	2	X	X	1	2	-	1	1	1	1	1
Nitroethane	X	X	X	1	2	-	1	-	-	1	1	1	1	1
Nitrogen	1	1	2	1	1	1	1	1	X	1	1	1	1	1
Nitrogen Oxide Up To 50% (Under 100°F)	1	1	2	1	1	-	1	1	-	1	1	1	-	X
Nitromethane	X	X	X	-	-	-	1	1	-	1	1	1	1	1
Nitropropane	X	X	X	-	-	-	1	1	-	1	1	1	1	1
Nyvac 20 (WG), 30 (WG)	-	1	-	-	-	-	1	-	-	1	1	1	1	1
Nyvac FR Fluid	-	1	-	-	-	-	1	-	-	1	1	1	1	1
Nyvac FR200 Fluid	-	1	-	-	-	-	1	-	-	1	1	1	1	1
N-Octane	X	2	-	1	X	-	-	-	-	1	1	1	-	1
O														
Octyl Alcohol	2	2	2	1	-	-	1	1	-	1	1	1	-	2
Oils, Crude	X	2	-	-	-	-	1	-	-	1	-	-	-	-
Oils, Mineral (Aliphatic or Aromatic)	-	2	-	2	-	-	1	-	-	-	-	-	-	-
Oil (SAE, Under 100°F)	1	1	1	1	2	1	1	1	-	1	1	1	1	1
Oleic Acid (Under 120°F)	2	2	2	1	2	1	1	-	2	2	2	1	1	2
Oleum	X	X	X	X	X	-	1	X	X	-	-	1	-	-
Olive Oil	X	2	2	2	X	-	1	-	1	2	1	1	1	2
OS 45 Type III (OS45)	1	2	-	-	-	-	1	-	-	-	-	-	-	-
OS 45 Type IV (OS45-1)	1	2	-	-	-	-	1	-	-	-	-	-	-	-
OS 70	1	2	-	-	-	-	1	-	-	-	-	-	-	-
Oxalic Acid (5%, Hot And Cold)	2	2	-	-	-	-	1	2	-	X	2	1	1	X
Oxalic Acid (10%)	2	2	-	-	-	-	1	2	1	X	2	1	1	X
Oxalic Acid (10% Boiling)	X	X	-	-	-	-	1	-	-	X	X	X	X	X
Oxalic Acid	X	X	X	1	2	X	1	X	-	X	2	1	2	X
Oxygen, Gaseous	-	-	-	-	-	-	1	-	-	1	1	1	1	1
Ozone (Dry)	2	X	2	1	2	1	1	2	2	1	1	1	1	1
Ozone (Wet)	-	X	-	-	-	-	1	-	2	X	2	1	2	-
P														
Paint	X	-	-	-	X	X	1	2	1	-	1	1	1	1
Paint Solvents (Oil Base)	X	X	-	-	X	X	1	2	-	-	1	1	1	1
Paints (Oil Base)	-	1	-	-	1	-	1	1	-	-	-	-	-	-
Paint Thinner, Duco	2	1	-	-	-	-	1	1	-	2	2	1	2	X
Palmetic Acid	2	2	2	1	X	1	1	1	1	2	2	1	1	X
Palm Oil	2	1	2	-	2	-	1	-	-	1	1	1	1	1
Paraffin (Petroleum)	2	1	2	1	X	-	1	1	1	2	1	1	1	1
Paraformaldehyde	2	2	2	-	2	2	1	-	-	1	1	1	1	-
Peanut Oil (Less Than 100°F)	2	1	2	-	-	-	1	-	-	1	1	1	1	1
Pentasol	2	2	2	-	2	-	1	1	2	1	1	1	1	1
Perchloric Acid	X	X	-	-	2	X	1	X	1	X	2	1	X	-
Perchloroethylene (Tetrachloroethylene)	X	X	X	2	X	-	1	2	1	1	1	1	X	X
Petroleum Ether	X	2	-	1	-	-	1	-	-	2	1	1	-	1
Petroleum Oil (Crude)	1	-	-	-	-	1	-	1	-	-	-	-	-	
Petroleum Oil (Below 250°F)	2	1	-	-	-	-	1	-	X	-	-	-	-	-
Petroleum Oil (Above 250°F)	X	X	-	-	-	-	1	-	X	-	-	-	-	-

CHEMICAL RESISTANCE TABLES - CONTINUED

Contact Product Application for recommendations at 303-744-5070 or fppasupport@gates.com

1 = Preferred - Constant Contact
2 = Acceptable - Intermittent Contact
X = Not Recommended
– = No Data, Testing Recommended
[ ] = Cover stock rating only, Tube stock rating is "X"
* = Use a fuel hose rated for this chemical.

NOTE: Ratings are for the effect on the polymer only!

	GATES HOSE / POLYMERS										COUPLINGS / ADAPTERS				
	POLYCHLOROPRENE	NITRILE, HNBR, XTF	NITRILE + PVC	CPE	CSM	URETHANE	PTFE	NYLON	MEGATUFF	CARBON STEEL	STAINLESS STEEL 304	STAINLESS STEEL 316	ALUMINUM	BRASS
Petroleum Oils (Under 100°F)	2	1	2	-	2	2	1	-	1	1	1	1	1	1
Petroleum Oils (Refined)	2	1	2	-	2	2	1	1	1	1	1	1	1	1
Petroleum Oils (Sour)	2	2	-	-	X	2	1	-	1	2	1	1	1	X
Phenol (Carbolic Acid)	X	X	X	1	X	X	1	X	-	2	1	1	1	X
Phenol (70/30 Water)	X	X	-	-	-	-	1	-	-	-	1	1	1	-
Phenol (85/15 Water)	X	X	-	-	-	-	1	-	-	-	1	1	1	-
Phorone (Diisopropylidene Acetone)	X	X	-	-	X	X	1	-	-	1	1	1	-	1
Phosphate Esters (Concentrated)	X	X	-	X	X	X	1	2	1	-	-	-	-	-
Phosphate Esters (3 Molar)	X	X	-	2	2	X	1	2	1	-	-	-	-	-
Phosphate Esters (Dilute)	X	X	-	1	1	X	1	2	1	-	-	-	-	-
Phosphoric Acid	2	2	-	-	-	-	1	-	1	-	-	2	-	-
Phosphoric Acid (3 Molar)	X	X	-	-	-	-	1	-	1	-	-	-	-	-
Phosphoric Acid (Concentrated)	X	X	-	-	-	-	1	-	2	-	-	-	-	-
Phosphoric Acid (1%)	2	-	-	-	-	-	1	-	1	-	1	1	-	X
Phosphoric Acid (5%)	2	X	-	-	-	-	1	-	1	-	1	1	-	X
Phosphoric Acid (10%)	2	X	-	-	-	-	1	-	1	X	-	1	X	X
Phosphoric Acid (10% Hot)	2	X	-	-	-	-	1	-	-	X	-	1	X	X
Phosphoric Acid (50%)	2	2	2	1	1	X	1	X	1	X	2	1	X	2
Phosphoric Acid (50% Hot)	2	X	-	-	-	-	1	-	-	X	X	2	X	X
Phosphoric Acid (85%)	2	X	-	1	1	X	1	X	1	X	2	2	X	X
Phosphoric Acid (85% Hot)	2	X	-	-	-	-	1	-	-	X	X	X	X	X
Phosphoric Acid (Aerated)	-	-	-	-	-	-	1	-	-	X	-	2	-	-
Phosphoric Acid Air Free	-	-	-	-	-	-	1	-	1	X	-	-	X	-
Photographic Developers	1	1	-	-	-	-	1	-	-	X	1	1	-	-
Photographic, Emulsions	-	-	-	-	-	-	1	-	-	-	-	-	-	-
Photographic, Fixing Solutions	2	-	-	-	2	-	1	-	-	-	1	1	-	-
Phthalic Acid	-	-	-	-	-	-	-	-	-	2	2	1	2	-
Picric Acid (Water Solution 100°F)	2	2	2	-	2	-	1	X	2	X	1	1	X	X
Pinene	X	2	-	2	-	-	1	-	-	1	1	1	1	1
Pine Oil	X	2	-	2	X	-	1	1	-	1	1	1	1	-
Piperazine Hydrochloride Solution (34%)	-	2	-	-	-	-	1	-	-	-	-	-	-	-
Pitch	2	1	-	-	2	2	1	1	X	-	-	-	-	-
Plating Solutions (Chrome)	X	X	-	-	-	X	1	X	-	-	X	X	-	-
Plating Solutions (Other)	-	1	-	-	-	-	1	-	-	-	-	-	-	-
Polyester Resin	-	-	-	-	-	-	2		-	-	-	-	-	-
Polyurethane Foam (Under 125°F)	-	-	-	-	-	-	1	-	-	-	-	-	-	-
Potassium Acetate	2	2	-	1	2	X	1	-	-	2	1	1	X	-
Potassium Bicarbonate	1	1	-	-	1	-	1	1	-	1	2	2	1	-
Potassium Bisulfite	-	1	-	-	-	-	1	1	-	-	-	-	-	-
Potassium Bromate	-	-	-	-	-	-	1	-	-	-	-	-	-	-
Potassium Bromide	1	1	-	-	1	2	1	1	-	X	X	2	X	-
Potassium Carbonate (Potash)	1	1	1	1	1	2	1	1	-	2	1	1	X	X
Potassium Chlorate	1	1	-	-	-	2	1	1	-	2	2	2	2	-
Potassium Chloride (1% To 5%)	1	1	-	1	-	2	1	1	1	1	2	2	X	X

Contact Product Application for recommendations at 303-744-5070 or fppasupport@gates.com

1 = Preferred - Constant Contact
2 = Acceptable - Intermittent Contact
X = Not Recommended
– = No Data, Testing Recommended
[ ] = Cover stock rating only, Tube stock rating is "X"
* = Use a fuel hose rated for this chemical.

NOTE: Ratings are for the effect on the polymer only!

	GATES HOSE / POLYMERS									COUPLINGS / ADAPTERS				
	POLYCHLOROPRENE	NITRILE, HNBR, XTF	NITRILE + PVC	CPE	CSM	URETHANE	PTFE	NYLON	MEGATUFF	CARBON STEEL	STAINLESS STEEL 304	STAINLESS STEEL 316	ALUMINUM	BRASS
Potassium Chloride (Boiling)	-	-	-	-	-	-	1	-	X	-	2	2	-	X
Potassium Cyanide	1	1	-	1	-	-	1	1	-	2	1	1	X	X
Potassium Dichromate	1	1	-	1	-	-	1	2	-	1	2	2	2	-
Potassium Ferrocyanide	-	-	-	-	-	-	1	-	-	2	1	1	2	-
Potassium Fluoride	-	-	-	-	-	-	1	-	-	-	-	-	-	-
Potassium Hydroxide	2	2	-	-	-	-	1	-	-	1	1	1	-	-
Potassium Hydroxide (5%)	1	1	-	-	-	-	1	1	1	2	2	2	X	X
Potassium Hydroxide (27% Boiling)	-	-	-	-	-	-	1	-	X	2	2	1	X	X
Potassium Hydroxide (30%, Caustic Potash)	-	-	-	1	-	-	1	-	-	-	-	-	-	-
Potassium Hydroxide (50% Boiling)	-	-	-	-	-	-	1	-	X	2	2	2	X	X
Potassium Hydroxide (70%)	-	1	-	-	-	-	1	-	-	-	-	-	X	X
Potassium Hydroxide (70% Hot)	-	-	-	-	-	-	1	-	X	X	-	-	X	X
Potassium Iodide	1	1	-	-	1	-	1	1	-	1	2	2	-	-
Potassium Nitrate	1	1	-	1	-	1	1	1	-	1	1	2	2	2
Potassium Nitrate (1% To 5%)	1	1	-	-	-	-	1	-	-	1	1	1	1	2
Potassium Permanganate	1	2	-	-	-	-	1	2	-	1	2	2	2	-
Potassium Permanganate (5%)	1	1	-	-	-	-	1	1	-	1	1	1	1	-
Potassium Persulfate	-	-	-	-	-	-	1	-	-	-	-	-	-	-
Potassium Phosphate	1	-	-	-	1	-	1	-	-	X	2	2	X	-
Potassium Sulfate	1	1	-	1	-	1	1	1	-	1	2	2	1	-
Potassium Sulfate - 1% & 5%	1	1	-	-	-	-	1	1	1	1	1	1	1	X
Potassium Sulfide	1	1	-	-	-	-	1	-	-	2	2	2	-	-
Potassium Sulfite	1	1	-	1	-	-	1	-	-	1	1	1	1	-
Potassium Thiosulfate	1	-	-	-	1	-	1	-	-	-	-	-	-	-
Primatol A, S, P (Ag Spray)	-	-	-	-	-	-	1	-	-	-	-	-	-	-
Propane Gas	X	X	-	-	-	X	1	-	X	1	1	1	-	1
Propionic Acid	X	X	-	-	-	-	1	-	1	1	-	2	2	-
Propyl Acetate	X	X	-	2	-	-	1	-	1	1	-	-	-	-
Propyl Alcohol	1	1	2	1	-	X	1	1	1	1	1	1	-	2
Propylene (Liquid Or Gas, Ambient)	X	X	-	1	-	-	1	2	-	1	1	1	1	-
Propylene Dichloride	-	-	-	-	-	-	1	-	-	1	2	1	X	-
Propylene Glycol	1	1	-	1	1	1	1	2	1	1	1	1	-	-
Propylene Oxide	X	X	-	-	-	-	-	-	-	2	1	1	2	-
Purina Insecticide	X	X	-	-	-	-	1	2	-	1	1	1	1	2
Puropale RX Oils	-	1	-	-	-	2	1	1	-	1	1	1	1	1
Pyranol, Transformer Oil	2	1	-	-	-	-	1	-	-	1	1	1	1	-
Pydraul	X	X	-	-	-	-	1	-	-	-	-	-	-	-
Pydraul 10E, 29E-LT, 30E, 60, 65E, 115E	X	X	-	2	-	-	1	-	-	1	1	1	1	1
Pydraul 135	-	X	-	2	-	-	1	2	-	1	1	1	-	-
Pydraul 150	X	X	X	2	X	2	1	2	-	1	1	1	1	1
Pydraul 280	X	X	X	2	X	2	1	2	-	1	1	1	-	-
Pydraul 312	X	X	X	2	-	2	1	1	-	1	1	1	-	-
Pydraul 50E	-	-	-	2	-	2	1	1	-	1	1	1	-	-
Pydraul 540	X	X	X	2	X	X	1	X	-	1	1	1	-	-
Pydraul 625	X	X	X	2	X	2	1	2	-	1	1	1	-	-

HOSE/CPLG. SELECTION
EQUIPMENT
HOSE SPECIFICATION
GLOBALSPIRAL COUPLINGS
STAINLESS STEEL SPIRAL COUPLINGS
MEGACRIMP COUPLINGS
STAINLESS STEEL BRAID COUPLINGS
POWER CRIMP COUPLINGS
FIELD ATTACHABLE - TYPE T COUPLINGS
FIELD ATTACHABLE - C5 COUPLINGS
FIELD ATTACHABLE - LOCK-ON COUPLINGS
C14 COUPLINGS & ASSEMBLIES
GLP & GL COUPLINGS
GLX COUPLINGS
PCTS THERMOPLASTIC COUPLINGS
POLARSEAL COUPLINGS (ACA, ACB, ACC)
POWER STEERING CPLGS. & TOC ASSEMBLIES
ADAPTERS
QUICK DISCONNECT COUPLERS
BALL VALVES
LIVE SWIVELS
ACCESSORIES
AIR BRAKE CPLGS. & ASSEMBLIES
KITS
BRASS

HOSE/CPLG. SELECTION
EQUIPMENT
HOSE SPECIFICATION
GLOBALSPIRAL COUPLINGS
STAINLESS STEEL SPIRAL COUPLINGS
MEGACRIMP COUPLINGS
STAINLESS STEEL BRAID COUPLINGS
POWER CRIMP COUPLINGS
FIELD ATTACHABLE - TYPE T COUPLINGS
FIELD ATTACHABLE - C5 COUPLINGS
FIELD ATTACHABLE - LOCK-ON COUPLINGS
C14 COUPLINGS & ASSEMBLIES
GLP & GL COUPLINGS
GLX COUPLINGS
PCTS THERMOPLASTIC COUPLINGS
POLARSEAL COUPLINGS (ACA, ACB, ACC)
POWER STEERING CPLGS. & TOC ASSEMBLIES
ADAPTERS
QUICK DISCONNECT COUPLERS
BALL VALVES
LIVE SWIVELS
ACCESSORIES
AIR BRAKE CPLGS. & ASSEMBLIES
KITS
BRASS

CHEMICAL RESISTANCE TABLES - CONTINUED

Contact Product Application for recommendations at 303-744-5070 or fppasupport@gates.com

1 = Preferred - Constant Contact
2 = Acceptable - Intermittent Contact
X = Not Recommended
– = No Data, Testing Recommended
[ ] = Cover stock rating only, Tube stock rating is "X"
* = Use a fuel hose rated for this chemical.

NOTE: Ratings are for the effect on the polymer only!

	GATES HOSE / POLYMERS										COUPLINGS / ADAPTERS				
	POLYCHLOROPRENE	NITRILE, HNBR, XTF	NITRILE + PVC	CPE	CSM	URETHANE	PTFE	NYLON	MEGATUFF	CARBON STEEL	STAINLESS STEEL 304	STAINLESS STEEL 316	ALUMINUM	BRASS
Pydraul A-200	X	X	X	2	X	X	1	2	-	1	1	1	-	-
Pydraul F-9	X	X	X	2	X	2	1	1	-	1	1	1	-	-
Pyridine (50%)	X	X	-	-	X	1	1	-	-	1	1	1	1	1
Pyrogard 160, 230, 630	-	-	-	-	-	-	1	-	-	1	1	1	-	-
Pyrogard 51, 53, 55	-	X	-	-	-	-	1	-	-	1	1	1	-	-
Pyrogard C, D	-	1	-	-	-	2	1	1	-	1	1	1	1	1
Q														
Quench Oil	2	2	-	-	-	-	1	-	-	-	1	1	1	-
Quintolubric 822	2	1	-	-	-	-	1	-	-	1	1	1	1	1
R														
Ramrod (Ag Spray)	-	-	-	-	-	-	1	1	-	1	1	1	1	1
Rando Oils	-	1	-	-	-	2	1	1	-	1	1	1	1	1
Rape Seed Oil	2	X	-	-	X	-	1	2	1	1	1	1	1	1
Red Oil (Comm. Oleic Acid, MIL-H-5606)	2	2	2	1	2	-	1	1	2	2	2	1	1	2
Refined Wax (Petroleum)	2	1	2	-	-	2	1	1	-	1	1	1	-	1
Regal Oils R&O	-	1	-	-	-	2	1	1	-	1	1	1	1	1
Richfield Weed Killer	X	2	-	-	X	-	1	-	-	-	-	-	-	-
Round Up	2	2	-	-	-	-	1	1	-	2	1	1	1	1
RSC Futerra	-	-	1	-	-	-	-	-	-	-	-	-	-	-
RSC Envirologic 146	-	-	1	-	-	-	-	-	-	-	-	-	-	-
Rubilene Oils	-	1	-	-	-	2	1	1	-	-	-	-	-	-
S														
Salicylic Acid	1	X	-	-	-	-	1	1	1	1	1	1	2	-
Salt Water (Sea Water)	2	2	2	-	2	1	1	1	-	2	1	1	X	2
Santosafe W-G15, W-G20, W-G30	-	1	-	-	-	2	1	1	-	1	1	1	1	1
Santo Safe 300	X	X	-	-	-	-	1	-	-	1	1	1	1	-
Sauerkraut	-	-	-	-	-	-	1	-	-	-	-	-	-	-
Sevin	-	-	-	-	-	-	1	1	-	-	-	-	-	-
Sewage	2	2	2	1	2	-	1	1	1	X	1	1	2	1
SFR Fluid B (Shell)	-	X	-	-	-	-	1	-	-	-	-	-	-	-
SFR Fluid C (Shell)	-	X	-	-	-	-	1	-	-	-	-	-	-	-
Shellac	2	1	-	-	-	-	1	1	X	1	1	1	1	-
Shellac (Bleached)	2	1	-	-	-	-	1	1	X	1	1	1	1	2
Shellac (Orange)	2	1	-	-	-	-	1	1	X	1	1	1	1	2
Silicone Greases	2	2	2	-	2	-	1	1	-	1	1	1	1	1
Silicone Oils	2	2	2	-	2	-	1	1	-	1	1	1	1	1
Silver Cyanide	1	-	-	-	-	-	1	-	-	1	1	1	X	-
Silver Nitrate	1	1	1	1	1	-	1	1	-	2	1	1	1	2
Skydrol 500A& 7000	X	X	X	2	X	-	1	1	-	1	1	1	1	-
Soap Oil	X	X	-	-	X	-	1	-	2	1	1	1	-	-
Soap Solutions	2	1	2	1	1	1	1	1	1	1	1	1	1	1
Soda Ash (Sodium Carbonate)	1	1	1	1	1	1	1	1	-	1	1	1	X	2
Soda Water	-	-	-	-	-	1	1	1	-	-	-	-	-	-
Sodium Acetate	X	X	X	1	X	2	1	1	-	1	1	1	1	1
Sodium Benzoate	-	-	-	-	-	1	1	-	-	-	-	-	-	-
Sodium Bicarbonate	1	1	1	1	1	1	1	1	-	2	1	1	2	2
Sodium Bisulfate (Niter Cake)	1	1	1	1	1	1	1	1	-	X	2	1	X	X
Sodium Bisulfite	1	1	1	1	1	1	1	-	2	1	1	2	-	

Contact Product Application for recommendations at 303-744-5070 or fppasupport@gates.com

1 = Preferred - Constant Contact
2 = Acceptable - Intermittent Contact
X = Not Recommended
– = No Data, Testing Recommended
[ ] = Cover stock rating only, Tube stock rating is "X"
* = Use a fuel hose rated for this chemical.

NOTE: Ratings are for the effect on the polymer only!

	GATES HOSE / POLYMERS									COUPLINGS / ADAPTERS				
	POLYCHLOROPRENE	NITRILE, HNBR, XTF	NITRILE + PVC	CPE	CSM	URETHANE	PTFE	NYLON	MEGATUFF	CARBON STEEL	STAINLESS STEEL 304	STAINLESS STEEL 316	ALUMINUM	BRASS
Sodium Borate	1	1	1	1	1	1	1	1	-	1	1	1	-	-
Sodium Carbonate	1	1	1	1	1	1	1	1	-	2	2	2	X	2
Sodium Chlorate	2	1	-	-	1	1	1	1	-	2	2	2	X	-
Sodium Chloride	1	1	1	1	1	1	1	1	1	2	2	1	X	X
Sodium Chloride - 2%	1	1	-	-	-	-	1	1	1	2	2	1	X	X
Sodium Chloride - 5%	1	1	-	-	-	-	1	1	1	-	2	1	X	X
Sodium Chloride - 5% @ 150° F	1	1	-	-	-	-	1	1	1	-	2	1	-	X
Sodium Chloride Saturated	1	-	-	-	-	1	1	1	-	1	1	X	-	
Sodium Chloride Saturated (Boiling)	-	-	-	-	-	-	1	-	X	-	2	1	X	-
Sodium Chloride Slurry	-	-	-	-	-	-	1	-	1	-	-	-	-	-
Sodium Cyanide	1	1	1	1	1	1	1	1	-	2	1	1	X	X
Sodium Dichromate	2	1	-	1	2	1	1	1	-	-	-	-	-	-
Sodium Ferricyanide	-	-	-	-	-	-	1	-	-	2	2	2	-	-
Sodium Ferrocyanide	-	-	-	-	-	-	1	-	-	-	-	-	-	-
Sodium Fluoride	-	1	-	-	-	-	1	-	1	2	2	2	-	-
Sodium Fluoride (5%)	-	1	-	-	-	-	1	1	1	2	2	2	-	-
Sodium Fluoride (70%)	-	-	-	-	-	-	1	-	1	-	-	2	-	-
Sodium Hydrosulfide	1	X	-	-	-	-	1	-	-	-	-	-	-	-
Sodium Hydrosulfite	-	-	-	-	-	-	1	-	-	-	-	-	-	-
Sodium Hydroxide	2	2	-	-	-	-	1	-	-	2	-	-	-	X
Sodium Hydroxide (3 Molar)	2	2	-	-	-	-	1	-	1	-	-	-	-	X
Sodium Hydroxide (10%)	-	-	-	1	-	-	1	-	1	-	-	-	-	-
Sodium Hydroxide (20% Cold)	1	2	-	-	-	-	1	1	1	1	1	1	X	X
Sodium Hydroxide (20% Hot)	1	X	-	-	-	-	1	-	-	2	1	1	X	X
Sodium Hydroxide (40%)	1	2	2	1	1	-	1	2	1	2	1	1	X	X
Sodium Hydroxide (50% Cold)	2	X	X	1	1	-	1	2	1	2	2	2	X	X
Sodium Hydroxide (50% Hot)	-	-	-	1	2	-	1	X	-	X	2	2	X	X
Sodium Hydroxide (60%)	2	X	X	1	2	-	1	X	2	X	2	2	X	X
Sodium Hydroxide (70% Cold)	1	2	-	-	-	-	1	-	2	-	-	2	X	X
Sodium Hydroxide (70% Hot)	-	-	-	-	-	-	1	-	X	-	-	-	-	-
Sodium Hydroxide (80% Hot)	1	X	-	-	-	-	1	-	X	X	X	X	X	X
Sodium Hypochlorite	X	-	-	-	-	1	-	1	X	X	X	X	-	
Sodium Hypochlorite, 5%	-	X	X	1	1	X	1	1	1	X	X	2	X	X
Sodium Hypochlorite, 20%	X	X	X	1	1	X	1	2	1	X	X	2	X	X
Sodium Hyposulfate	X	-	-	-	-	-	1	-	-	X	1	1	X	-
Sodium Metaphosphate	2	2	2	1	2	-	1	1	-	X	1	1	1	X
Sodium Nitrate	X	X	-	1	2	1	1	1	-	1	2	2	2	2
Sodium Perborate	X	X	-	-	X	-	1	2	-	X	1	1	1	X
Sodium Peroxide (Sodium Dioxide)	1	2	1	2	1	-	1	X	2	X	1	1	1	X
Sodium Phosphate	1	-	1	-	1	1	1	-	2	1	1	X	X	
Sodium Phosphate (Mono)	1	1	-	-	-	-	1	-	-	-	-	-	-	-
Sodium Phosphate (Dibasic)	2	1	-	-	-	-	1	-	-	-	-	-	-	-
Sodium Phosphate (Tribasic)	2	1	-	-	-	-	1	-	-	2	2	2	-	-
Sodium Silicate	1	1	-	1	1	2	1	1	-	1	1	1	-	1
Sodium Silicate (Hot)	1	1	-	-	-	-	1	-	-	2	2	2	X	X
Sodium Sulfate	1	1	-	1	1	1	1	1	-	2	1	1	-	2
Sodium Sulfide	1	1	-	1	1	1	1	1	-	X	X	2	X	X

CHEMICAL RESISTANCE TABLES - CONTINUED

Contact Product Application for recommendations at 303-744-5070 or fppasupport@gates.com

1 = Preferred - Constant Contact
2 = Acceptable - Intermittent Contact
X = Not Recommended
– = No Data, Testing Recommended
[ ] = Cover stock rating only, Tube stock rating is "X"
* = Use a fuel hose rated for this chemical.

NOTE: Ratings are for the effect on the polymer only!

	GATES HOSE / POLYMERS										COUPLINGS / ADAPTERS				
	POLYCHLOROPRENE	NITRILE, HNBR, XTF	NITRILE + PVC	CPE	CSM	URETHANE	PTFE	NYLON	MEGATUFF	CARBON STEEL	STAINLESS STEEL 304	STAINLESS STEEL 316	ALUMINUM	BRASS
Soium Sulfide, Saturated	1	1	-	-	-	-	1	1	-	2	2	1	X	X
Sodium Sulfite	2	2	2	1	2	1	1	2	-	1	1	1	-	X
Sodium Sulfite, 5%	1	1	-	-	-	-	1	-	-	1	1	1	1	-
Sodium Sulfite, 10% @ 150°	1	1	-	-	-	-	1	-	-	2	2	2	2	-
Sodium Thiosulfate (HPO, An tich ior)	1	1	1	1	1	1	1	1	-	X	1	1	2	X
Sodium Tripolyphosphate (STPP)	-	-	-	-	-	-	1	-	-	-	1	1	X	X
Solnus Oils	-	1	-	-	-	2	1	1	-	1	1	1	1	1
Sour Crude Oil	-	-	-	-	-	-	1	-	-	-	-	-	-	-
Soybean Oil	2	2	2	-	2	-	1	1	1	1	1	1	1	-
Spent Acid	-	-	-	-	2	-	1	-	2	-	1	1	-	-
Stannic Chloride	X	2	2	1	X	-	1	X	-	X	X	X	X	X
Stannic Chloride, 50%	X	1	-	-	-	-	1	-	-	X	X	X	X	-
Stannous Chloride (Under 150°F)	1	1	-	1	1	-	1	X	-	-	X	2	X	-
Stannous Chloride, 15%	1	1	-	-	-	-	1	-	-	X	X	-	X	-
Starch	2	2	-	-	1	1	1	1	-	X	1	1	1	-
Steam	USE STEAM HOSE ONLY									1	1	1	-	2
Stearic Acid	2	2			2	1	1	1	1	X	2	1	X	X
Stearin	-	-			-	1	1	2	-	-	-	-	-	-
Stoddard Solvent	2	2			-	X	1	1	-	2	1	1	1	1
Styrene (Vinyl Benzene)	X	X			-	-	1	1	-	1	1	1	1	1
Styrene (Monomer)	-	X			-	-	1	2	-	2	X	2	X	2
Sucrose Solutions	1	1			1	-	1	-	-	1	1	1	-	-
Sulfamic Acid (10%, Under 170°F)	-	-			2	-	1	-	1	-	-	-	-	-
Sulfate Black Liquor	1	1			-	-	1	1	-	2	2	2	X	-
Sulfate Green Liquor	1	1			-	-	1	1	-	2	2	2	X	-
Sulfur	-	-			-	-	-	-	X	-	-	-	-	-
Sulfur (Molten)	X	X			-	-	-	-	X	-	-	-	-	-
Sulfur Chloride	X	X			2	-	1	2	-	X	X	2	X	X
Sulfur Dioxide (Moist)	2	X			2	-	1	1	1	-	2	1	1	X
Sulfur Dioxide (Dry)	X	X			2	-	1	X	1	2	1	1	1	1
Sulfur Dioxide (Liquid)	2	X			2	-	1	-	-	-	-	-	-	-
Sulfur Hexaflouride (Gas)	1	2			2	-	1	X	-	-	-	-	-	-
Sulfur Trioxide (Dry)	X	X			X	-	1	1	-	2	2	2	2	X
Sulfuric Acid, 85%	X	X			-	-	1	-	1	X	2	1	X	-
Sulfuric Acid, 3 Molar	X	X			-	-	1	-	1	-	-	-	-	-
Sulfuric Acid, Aerated, No Velocity	-	-	-	-	-	-	1	-	1	2	2	2	X	-
Sulfuric Acid, Air Free No Velocity	-	-	-	-	-	-	1	-	1	X	X	2	X	-
Sulfuric Acid, Concentrated	X	X	-	-	-	-	1	-	1	-	1	1	-	-
Sulfuric Acid, Fuming, Oleum	X	-	-	-	-	-	1	-	1	2	1	1	2	-
Sulfuric Acid (10%)	1	2	2	1	1	-	1	X	X	-	X	X	2	X
Sulfuric Acid (30%)	1	-	-	1	1	-	1	X	1	X	X	2	X	X
Sulfuric Acid (50%)	2	X	X	1	1	-	1	X	1	X	X	2	X	X
Sulfuric Acid (75%)	X	X	X	-	2	-	1	X	1	X	X	2	X	X
Sulfuric Acid (93%)	X	X	X	-	X	-	1	X	1	2	X	2	X	X
Sulfuric Acid (98%)	X	X	X	X	X	-	1	X	1	2	X	2	X	X
Sulfurous Acid	2	2	-	-	-	-	1	X	1	X	X	2	2	-
Sulfurous Acid (10%)	-	X	-	1	1	-	1	-	1	-	X	2	1	X

Contact Product Application for recommendations at 303-744-5070 or fppasupport@gates.com

1 = Preferred - Constant Contact
2 = Acceptable - Intermittent Contact
X = Not Recommended
– = No Data, Testing Recommended
[ ] = Cover stock rating only, Tube stock rating is "X"
* = Use a fuel hose rated for this chemical.

NOTE: Ratings are for the effect on the polymer only!

	GATES HOSE / POLYMERS									COUPLINGS / ADAPTERS				
	POLYCHLOROPRENE	NITRILE, HNBR, XTF	NITRILE + PVC	CPE	CSM	URETHANE	PTFE	NYLON	MEGATUFF	CARBON STEEL	STAINLESS STEEL 304	STAINLESS STEEL 316	ALUMINUM	BRASS
Sulfurous Acid (75%)	X	X	X	1	1	-	1	X	1	X	X	2	X	X
Sun R&O Oils	-	1	-	-	-	2	1	1	-	1	1	1	1	1
Sunsafe (Fire Resist. Hydr. Fluid)	2	1	-	-	-	2	1	1	-	1	1	1	1	-
Suntac HPOils	-	1	-	-	-	2	1	1	-	1	-	1	1	-
Suntac WR Oils	-	1	-	-	-	2	1	1	-	1	-	1	1	-
Sunvis Oils 700, 800, 900	-	1	-	-	-	2	1	1	-	1	1	1	-	-
Super Hydraulic Oils (Conoco)	-	1	-	-	-	2	1	1	-	1	1	1	1	-
Sutan Plus, Herbicide	X	X	X	1	-	-	-	1	-	1	1	1	1	-
Sutazine Plus, Herbicide	X	X	-	1	-	-	-	1	-	X	1	1	1	-
Synthetic Oil (Citgo)	-	-	-	-	-	2	-	1	-	1	1	1	-	-
Syrup	2	1	2	-	-	-	1	1	-	-	1	1	1	-
T														
Tall Oil (Under 150°F)	2	2	2	-	X	-	1	-	-	2	X	2	X	-
Tallow	2	2	2	-	-	-	1	1	-	2	2	2	1	2
Tannic Acid (10%)	2	X	-	1	2	-	1	X	1	2	1	1	2	X
Tar And Tar Oil	2	-	-	-	-	2	1	1	-	1	1	1	1	2
Tar (Bituminous, Under 100°F)	2	2	2	X	-	-	1	-	1	1	1	1	1	2
Tartaric Acid	2	2	2	1	1	-	1	1	1	X	2	2	2	X
Tellus Oils	-	1	-	-	-	2	1	1	-	1	1	1	1	1
Tenol Oils	-	1	-	-	-	2	1	1	-	1	1	1	-	-
Tergitol	-	-	-	-	-	-	1	-	-	2	1	1	-	2
Terpineol	X	2	-	1	2	-	1	2	-	-	-	-	-	-
Terresstic	-	1	-	-	-	-	1		-	1	1	1	-	-
Tetraethyl Lead	2	2	-	-	-	-	1	2	-	-	-	-	-	-
Tetraethyl Lead Blend	X	2	-	-	-	-	1	-	-	-	-	-	-	-
Tetrahydrofuran (THF)	X	X	-	-	X	2	1	1	-	2	-	-	-	-
Tetralin	X	X	-	-	X	-	1	2	-	1	1	1	1	-
Thiopen	X	X	-	-	-	-	1	-	-	-	-	-	-	-
Titanium Tetrachloride	X	X	X	-	-	-	1	-	-	1	2	2	X	X
Toluene (Toluol)	X	X	X	X	X	-	1	1	2	1	1	1	1	1
Toluene Diisocyanate (Under 150°F)	X	-	-	-	-	-	1	-	1	1	1	1	-	-
Transformer Oil (Askarel Types)	X	X	X	1	X	-	1	-	2	1	1	1	1	-
Transformer Oil (Petroleum Type)	2	1	2	1	X	2	1	1	-	1	1	1	1	1
Transmission Fluid, Type A	2	1	2	1	2	-	1	2	-	1	1	1	1	1
Tributoxyethyl Phosphate	X	X	X	X	X	-	1	2	X	1	-	-	X	-
Tributyl Phosphate	X	X	X	2	X	-	1	-	X	1	-	-	X	-
Trichloroethylene	X	X	X	2	X	-	1	2	X	X	2	1	X	1
Trichloromonofluoroethane (Freon 17)	USE FREON HOSE ONLY									1	1	1	X	-
Trichlorotrifluoroethane (Freon 113)	USE FREON HOSE ONLY									1	1	1	X	-
Tricresyl Phosphate	X	X	X	1	X	-	1	1	X	1	2	2	X	-
Triethanolamine (TEA)	2	2	-	1	2	-	1	1	-	1	1	1	1	1
Tripolyphosphate (STPP)	X	1	-	-	-	-	1	-	-	-	2	1	X	-
Tung Oil	2	2	-	-	2	-	1	1	-	1	1	1	1	1
Turpentine	X	2	-	2	X	1	1	1	1	X	1	1	1	2
Type I Fuel (MIL-S-3136) ASTM Fuel A	2	1	-	-	-	-	1	-	-	1	1	1	1	-

HOSE/CPLG. SELECTION
EQUIPMENT
HOSE SPECIFICATION
GLOBALSPIRAL COUPLINGS
STAINLESS STEEL SPIRAL COUPLINGS
MEGACRIMP COUPLINGS
STAINLESS STEEL BRAID COUPLINGS
POWER CRIMP COUPLINGS
FIELD ATTACHABLE - TYPE T COUPLINGS
FIELD ATTACHABLE - C5 COUPLINGS
FIELD ATTACHABLE - LOCK-ON COUPLINGS
C14 COUPLINGS & ASSEMBLIES
GLP & GL COUPLINGS
GLX COUPLINGS
PCTS THERMOPLASTIC COUPLINGS
POLARSEAL COUPLINGS (ACA, ACB, ACC)
POWER STEERING CPLGS. & TOC ASSEMBLIES
ADAPTERS
QUICK DISCONNECT COUPLERS
BALL VALVES
LIVE SWIVELS
ACCESSORIES
AIR BRAKE CPLGS. & ASSEMBLIES
KITS
BRASS

HOSE/CPLG. SELECTION
EQUIPMENT
HOSE SPECIFICATION
GLOBALSPIRAL COUPLINGS
STAINLESS STEEL SPIRAL COUPLINGS
MEGACRIMP COUPLINGS
STAINLESS STEEL BRAID COUPLINGS
POWER CRIMP COUPLINGS
FIELD ATTACHABLE - TYPE T COUPLINGS
FIELD ATTACHABLE - C5 COUPLINGS
FIELD ATTACHABLE - LOCK-ON COUPLINGS
C14 COUPLINGS & ASSEMBLIES
GLP & GL COUPLINGS
GLX COUPLINGS
PCTS THERMOPLASTIC COUPLINGS
POLARSEAL COUPLINGS (ACA, ACB, ACC)
POWER STEERING CPLGS. & TOC ASSEMBLIES
ADAPTERS
QUICK DISCONNECT COUPLERS
BALL VALVES
LIVE SWIVELS
ACCESSORIES
AIR BRAKE CPLGS. & ASSEMBLIES
KITS
BRASS

CHEMICAL RESISTANCE TABLES - CONTINUED

Contact Product Application for recommendations at 303-744-5070 or fppasupport@gates.com

1 = Preferred - Constant Contact
2 = Acceptable - Intermittent Contact
X = Not Recommended
– = No Data, Testing Recommended
[ ] = Cover stock rating only, Tube stock rating is "X"
* = Use a fuel hose rated for this chemical.

NOTE: Ratings are for the effect on the polymer only!

	GATES HOSE / POLYMERS									COUPLINGS / ADAPTERS				
	POLYCHLOROPRENE	NITRILE, HNBR, XTF	NITRILE + PVC	CPE	CSM	URETHANE	PTFE	NYLON	MEGATUFF	CARBON STEEL	STAINLESS STEEL 304	STAINLESS STEEL 316	ALUMINUM	BRASS
Type II Fuel (MIL-S-3136)	X	2	-	-	-	-	1	-	-	1	1	1	1	-
Type III Fuel (MIL-3136) ASTM Fuel B	X	1	-	-	-	-	1	-	-	1	1	1	1	-
U														
Ucon Hydrolube Types 150CP, 200CP	-	1	-	-	-	2	1	1	-	1	1	1	1	1
Ucon Hydrolube Types 275CP, 300CP, 550CP	-	-	-	-	-	-	1	-	-	-	-	-	-	-
Ucon M1	-	1	-	-	-	2	1	1	-	1	1	1	1	1
Union ATF Dexron	-	1	-	-	-	2	1	1	-	1	1	1	-	-
Union ATF Type F	-	1	-	-	-	2	1	1	-	1	1	1	1	1
Union C-2 Fluid	-	1	-	-	-	2	1	1	-	1	1	1	-	-
Union C-POil	-	1	-	-	-	2	1	1	-	1	1	1	1	1
Union Hydraulic Oil AW	-	1	-	-	-	2	1	1	-	1	1	1	1	1
Union Hydraulic Tractor Fluid	-	1	-	-	-	2	1	1	-	1	1	1	1	1
Urea Solution	1	2	-	1	1	2	1	1	1	1	1	1	2	-
V														
Varnish	X	X	X	-	X	-	1	1	-	2	1	1	1	2
Vegetable Oils	2	1	2	1	-	2	1	1	1	1	1	1	1	2
Vegetable Oil (Hot)	-	-	-	-	-	-	1	1	-	2	2	2	1	2
Versilube	1	1	-	-	-	-	1	-	-	1	1	1	1	-
Versilube F-50, F-44	2	2	2	-	2	2	1	1	-	1	1	1	1	1
Vinegar	2	X	X	2	X	-	1	1	-	X	2	1	X	X
Vinyl Acetate	X	X	X	1	X	-	1	-	X	2	1	2	1	2
Vinyl Chloride (Chloroethylene, Monomer)	X	X	X	X	X	-	1	-	-	2	1	1	2	X
Vitrea Oils	X	X	X	-	-	2	1	1	-	1	1	1	-	-
W														
Water	1	1	1	1	1	1	1	1	1	2	1	1	1	1
Water, Acid Mine	2	X	-	-	-	-	1	1	-	X	2	2	X	X
Water, Brine	2	2	-	-	1	1	1	1	-	X	2	2	-	-
Water Deionized, (Demineralized)	-	-	-	-	-	-	1	-	1	-	-	-	-	-
Water, Distilled	2	1	-	-	1	1	1	1	1	X	1	1	1	1
Water, Fresh	1	1	-	-	-	-	1	1	1	X	1	1	1	X
Water In Oil Emulsions	-	-	-	-	-	2	1	1	-	-	-	-	-	-
Water, Potable (FDA Tube Only)	USE FDA HOSE ONLY									-	-	-		-
Water, Salt	2	1	-	-	-	-	1	1	-	X	2	2	X	X
White & Bagley No. 2190 Cutting Oil	2	1	-	-	-	-	1	-	-	-	-	-	-	-
Wines	2	1	1	1	1	-	1	1	-	2	2	2	1	-
Wood Oil	2	1	-	1	2	1	1	1	-	1	1	1	1	-
X														
Xylene	X	1	-	X	-	2	1	X	2	2	2	2	-	-
Z														
Zeric	-	1	-	-	-	2	1	2	1	-	-	-	-	-
Zinc Acetate	2	X	-	-	X	-	1	2	1	1	1	1	1	1
Zinc Chloride Solutions	1	1	1	1	1	-	1	1	1	X	2	1	X	X
Zinc Chromate	-	-	-	1	1	-	1	-	1	-	1	1	-	-
Zinc Hydrate	-	-	-	-	-	2	1	-	-	-	-	-	-	-
Zinc Sulfate Solutions	2	2	2	1	2	-	1	2	1	X	2	1	X	X

NOMOGRAPHIC CHART

FLOW CAPACITY OF HOSE ASSEMBLIES AT RECOMMENDED FLOW VELOCITIES

Example: A loader burned up a 75 LPM (19.8 GPM) pump, the only available replacement is a 25 GPM model. Can the 25 mm (1 in) output line be kept, or will the additional flow exceed the recommended velocity range? If the output line was 20 mm (0.75 in), should it be replaced?

Solution: Draw a straight line starting at 25 GPM on the flow rate axis, passing through the 1 inch mark on the hose diameter axis, all the way to the velocity axis. A 25 mm (1 in) line will have a velocity of ~10 ft/s, well within the recommended range. A 20 mm (0.75 in) line will have a velocity of ~18 ft/s, so should be increased in size.

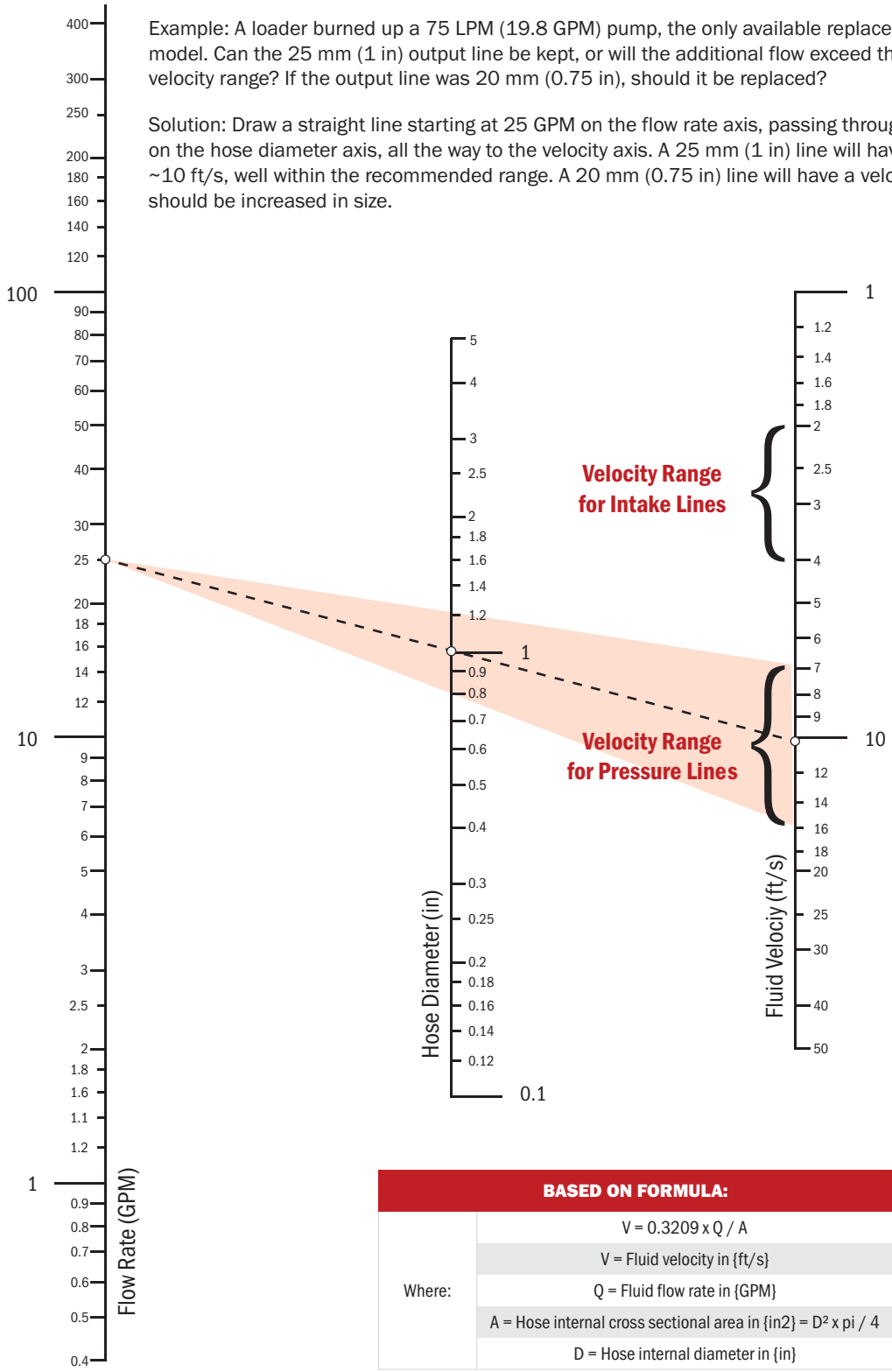

BASED ON FORMULA:	
Where:	V = 0.3209 x Q / A
	V = Fluid velocity in {ft/s}
	Q = Fluid flow rate in {GPM}
	A = Hose internal cross sectional area in {in2} = D^2 x pi / 4
	D = Hose internal diameter in {in}

HOSE/CPLG. SELECTION
EQUIPMENT
HOSE SPECIFICATION
GLOBALSPIRAL COUPLINGS
STAINLESS STEEL SPIRAL COUPLINGS
MEGACRIMP COUPLINGS
STAINLESS STEEL BRAID COUPLINGS
POWER CRIMP COUPLINGS
FIELD ATTACHABLE - TYPE T COUPLINGS
FIELD ATTACHABLE - C5 COUPLINGS
FIELD ATTACHABLE - LOCK-ON COUPLINGS
C14 COUPLINGS & ASSEMBLIES
GLP & GL COUPLINGS
GLX COUPLINGS
PCTS THERMOPLASTIC COUPLINGS
POLARSEAL COUPLINGS (ACA, ACB, ACC)
POWER STEERING CPLGS. & TOC ASSEMBLIES
ADAPTERS
QUICK DISCONNECT COUPLERS
BALL VALVES
LIVE SWIVELS
ACCESSORIES
AIR BRAKE CPLGS. & ASSEMBLIES
KITS
BRASS

HOSE/CPLG. SELECTION
EQUIPMENT
HOSE SPECIFICATION
GLOBALSPIRAL COUPLINGS
STAINLESS STEEL SPIRAL COUPLINGS
MEGACRIMP COUPLINGS
STAINLESS STEEL BRAID COUPLINGS
POWER CRIMP COUPLINGS
FIELD ATTACHABLE - TYPE T COUPLINGS
FIELD ATTACHABLE - C5 COUPLINGS
FIELD ATTACHABLE - LOCK-ON COUPLINGS
C14 COUPLINGS & ASSEMBLIES
GLP & GL COUPLINGS
GLX COUPLINGS
PCTS THERMOPLASTIC COUPLINGS
POLARSEAL COUPLINGS (ACA, ACB, ACC)
POWER STEERING CPLGS. & TOC ASSEMBLIES
ADAPTERS
QUICK DISCONNECT COUPLERS
BALL VALVES
LIVE SWIVELS
ACCESSORIES
AIR BRAKE CPLGS. & ASSEMBLIES
KITS
BRASS

PROPERTIES OF C14 PTFE TUBE

Tensile Strength, 73°F (23°C)		1500-3000 psi
Elongation, 73°F (23°C)		100-200%
Stiffness, 73°F (23°C)		60,000 psi
Impact Strength	@70°F (21°C)	2.0 lbf-ft/in
	@73°F (23°C)	3.5 lbf-ft/in
	@170°F (77°C)	6.0 lbf-ft/in
Hardness, Durometer		D55-D70 Shore D
Compressive Stress at		
1% Deformation	@73°F (23°C)	600 psi
1% Offset	@73°F (23°C)	1000 psi
Deformation Under Load, 24 Hrs.	@ 122°F (50°C)	
1200 Lb./Sq. In.		4-8%
2000 Lb./Sq. In.		25%
Heat-Distortion Temperature	@66 Lb./Sq. In.	250°F (121°C)
Coefficient of Linear Thermal Expansion per °F; 77-140°F (25-60°C)		5.5 x 10^{-5}
Thermal Conductivity 0.18 In.		1.7 BTU/hr/sq ft/°F/in
Specific Heat		0.25 BTU/lb/°F
Water Absorption		0.0%
Flammability		Nonflammable
Specific Gravity		2.1-2.3

ELECTROSTATIC DISCHARGE

Most applications of PTFE hose do not require the use of a conductive inner tube. Under certain applications, the potential for Static Discharge must be considered. Be aware that static electricity can be a hazard. Under those conditions where static discharge can occur, the use of conductive Gates C14CT hose is recommended. The following should serve to increase your knowledge and understanding of this phenomenon and how to avoid its occurrence:

When two different materials contact each other, electrons from one material can move across its boundary and associate with the other. These electrons align themselves with the material contacted. If the two materials are good conductors of electricity, the positive and negative electrons flow back and forth between them, keeping them in balance. If one or both are insulators, the flow will not occur. A charge will then build up on the surface of one of the materials. When the charge exceeds the electric strength of the material, electric breakdown results.

In applying this to PTFE hose, we have to consider fluids and gases that are poor conductors of electricity and the flow rates of those fluids and gases. In order for a liquid or gas to be a poor electrical conductor, it will generally satisfy one or both of the following conditions:

1. Be nonpolar; that is, molecules with evenly distributed electrons
2. Contain a nonmixable component or a suspended solid; such as water in kerosene.

So when a liquid contacts a PTFE tube that isn't a good conductor (white PTFE innercore), the result is phase separation and the electric charge starts to build. The rate at which static electricity builds up now becomes a function of the fluid flow rate. When the electric strength of the PTFE tube is exceeded, the electric charge will puncture the tube wall and ground itself on the stainless steel braid of the hose.

In hydraulics, high pressures generally mean high velocities. Historically, fluids were filtered upstream of the hose using metallic filter elements. The metallic element helped to ground the charge. But, today, most filtration is done with paper-type and glass-fiber filter elements that have a tendency to inject an electrostatic charge into the fluid they are filtering.

Steam and fuels are two specific areas of concern. No hose in this catalog can or should be used in steam applications. Contact Gates Product Application for proper hose recommendation.

Fuels (i.e. gasoline and white spirits, hydrazine, benzene, diesel oils, etc.) are, for the most part, "nonconductive" liquids. These fluids usually are transferred at fairly low velocities, but there still is a potential for an electrostatic discharge due to external factors, such as humidity and, to some extent, temperature. You should take all of these factors into account even at fluid velocities at or below 1 meter per second.

When using PTFE hose, you can offset the potential hazard of electrostatic discharge by using a conductive Gates C14CT hose. Carbon is added to the PTFE inner tube wall during manufacture. The carbon layer directs the electrostatic charge down the inner diameter of the hose to the metal end fittings. This prevents the charge from building up on the inner tube wall.

So, it's important to examine any application where nonconductive fluids are used and any of the above conditions exist. This section is not meant to cover all conditions or situations when they involve fuels, steam or other media which may cause electrostatic buildup or potential discharge. If you need help on any individual application, contact Hose/Connector Product Application, Denver.

Following is a list of some of the chemicals that meet at least one of the criteria necessary to create electrostatic discharge:

- Cyclohexane
- Decalin
- Diacetone
- Dibutyl Ether
- Dibutyl Phthalate
- Dibutyl Sebacate
- Dimethyl Phthalate
- Dioctyl Phthalate
- Dipentene
- Fuel Oil
- Gasoline
- Hexane
- Hexene
- Hydrazine
- Kerosene
- Lacquers
- Lacquer Solvents
- Naphtha
- Naphthalene
- Octane
- Paint
- Petroleum
- Pinene
- Silicone Oils
- Skydrol 500 & 700
- Steam
- Toluene
- Transformer Oil
- Turpentine
- Varnish
- Versilube
- Lacquers

General Industry Practice has identified the above fluids as requiring a conductive hose—Gates C14CT.

HOSE/CPLG. SELECTION
EQUIPMENT
HOSE SPECIFICATION
GLOBALSPIRAL COUPLINGS
STAINLESS STEEL SPIRAL COUPLINGS
MEGACRIMP COUPLINGS
STAINLESS STEEL BRAID COUPLINGS
POWER CRIMP COUPLINGS
FIELD ATTACHABLE - TYPE T COUPLINGS
FIELD ATTACHABLE - C5 COUPLINGS
FIELD ATTACHABLE - LOCK-ON COUPLINGS
C14 COUPLINGS & ASSEMBLIES
GLP & GL COUPLINGS
GLX COUPLINGS
PCTS THERMOPLASTIC COUPLINGS
POLARSEAL COUPLINGS (ACA, ACB, ACC)
POWER STEERING CPLGS. & TOC ASSEMBLIES
ADAPTERS
QUICK DISCONNECT COUPLERS
BALL VALVES
LIVE SWIVELS
ACCESSORIES
AIR BRAKE CPLGS. & ASSEMBLIES
KITS
BRASS

HOSE/CPLG. SELECTION
EQUIPMENT
HOSE SPECIFICATION
GLOBALSPIRAL COUPLINGS
STAINLESS STEEL SPIRAL COUPLINGS
MEGACRIMP COUPLINGS
STAINLESS STEEL BRAID COUPLINGS
POWER CRIMP COUPLINGS
FIELD ATTACHABLE - TYPE T COUPLINGS
FIELD ATTACHABLE - C5 COUPLINGS
FIELD ATTACHABLE - LOCK-ON COUPLINGS
C14 COUPLINGS & ASSEMBLIES
GLP & GL COUPLINGS
GLX COUPLINGS
PCTS THERMOPLASTIC COUPLINGS
POLARSEAL COUPLINGS (ACA, ACB, ACC)
POWER STEERING CPLGS. & TOC ASSEMBLIES
ADAPTERS
QUICK DISCONNECT COUPLERS
BALL VALVES
LIVE SWIVELS
ACCESSORIES
AIR BRAKE CPLGS. & ASSEMBLIES
KITS
BRASS

EFFUSION / CORROSION FOR PTFE HOSE AND HOSE ASSEMBLIES

WHAT IS EFFUSION?

It is the process where chemical molecules move through the PTFE wall and escape from a hose or hose assembly. It is sometimes called permeation. The rate at which effusion occurs depends upon temperature, pressure, wall thickness and the hose material.

The fact that effusion occurs isn't the problem. This process will happen with most all media in most hose material.

The basic issues are:

1. At what rate will effusion occur?
2. How hazardous are the media?
3. In what kind of environment does effusion take place; closed room, outside, etc.?

GENERAL MEDIA CONCERNS REGARDING THE POTENTIAL EFFECTS OF EFFUSION:

- Media where corrosion is not of concern, but effusion may displace the air we breathe, thus becoming a hazard. Some of the chemicals in this category are:
  - Carbon Dioxide
  - Nitrogen
  - Steam
  - Oxygen
  - Helium
  - Neon
  - Argon
  - Xenon
  - Krypton
- Media that can effuse in their "vapor phase"; i.e., their boiling point is below approximately +125°F (+52°C) at atmospheric pressure. These media can form chemicals that can corrode the reinforcement and/or cause injury to personnel

Some of these include:

- Acetaldehyde (Flammable, Toxic)
- Benzene (Flammable, Toxic)
- Liquid Butane (Flammable)
- Carbon Disulfide (Flammable, Toxic)
- Diethyl Ether (Flammable, Narcotic)
- Ethyl Mercaptan (Flammable, Toxic)
- Hydrochloric Acid (Corrosive, Toxic)
- Lacquer Solvents (Flammable)
- Methyl Bromide (Flammable, Toxic, Corrosive)
- Methylene Chloride (Toxic)
- Methyl Formate (Flammable, toxic)
- Liquid Propane (Flammable)
- Sulphur Trioxide (Corrosive, toxic)
- Liquid Chlorine (Corrosive, toxic)
- Media with the potential to effuse and cause corrosion of the reinforcement and fitting materials. These chemicals are all gases while at atmospheric pressure and a temperature of +56°F (+13°C) or lower.

Some of these chemicals are:

- Acetylene (Flammable)
- Butadiene (Flammable)
- Butane Gas (Flammable)
- Carbon Monoxide (Toxic, Flammable)
- Chlorine (Toxic, Corrosive)
- Chlorine Trifluoride (Toxic, Corrosive)
- Ethyl Chloride (Toxic, Corrosive)
- Hydrogen (Flammable)
- Hydrogen Chloride (Corrosive, Toxic)
- Hydrogen Sulfide (Flammable, Toxic)
- Hydrocyanic Acid (Flammable, Toxic)
- Hydrogen Cyanide (Flammable, Toxic)
- Coke Oven Gas (Flammable, Toxic)
- Natural Gas (Flammable, Toxic)
- Propane Gas (Flammable)
- Sulfur Dioxide (Corrosive)
- Vinyl Chloride Monomer (Toxic, Corrosive)

It is important that hose assemblies used in these applications are installed in well-vented areas to avoid potential problems for personnel and/or equipment.

HYDRAULIC SYSTEM PRESSURE DROP

WHAT IS PRESSURE DROP?

Friction is defined as the resistance an object encounters in moving over another. Solids, liquids, and gasses all exhibit friction in their motion. In hose and piping systems the result of this friction is pressure drop and heat generation that may be accurately estimated with engineering models.

WHY DOES PRESSURE DROP MATTER?

If there is excessive pressure drop in a system, pumps will have to work harder, use more energy, and the working fluid will increase in temperature. Depending on the source of the additional pressure loss it could raise the whole system pressure, increasing wear and introducing potentially dangerous over-pressure conditions. It could also render some tools or equipment functions inoperable because of inadequate operation pressure, or create damaging cavitation and loss of net positive suction head (NPSH).

WHAT AFFECTS PRESSURE DROP?

The factors which contribute pressure loss may be broken down into two general categories: mechanical components and fluid properties. Mechanical components such as valves, flow meters, quick disconnects, adapters, couplings, tubing, hose, etc., all contribute to pressure loss. The amount of pressure loss in mechanical components is impacted by criteria such as cross sectional area, internal surface roughness, length, bends, and geometric complexity. Fluid properties such as density, viscosity, heat capacity and bulk modulus will also contribute to pressure loss. Fluid properties are impacted by temperature, pressure, contamination, air entrainment, and time.

While all of these components contribute to pressure loss, fluid velocity has the most impact. Fluid velocity is a direct product of flow rate and cross sectional area.

WHAT CAN BE DONE TO REDUCE PRESSURE DROP?

- Check system pressure drop when non-identical replacement parts are used or there is ongoing system problems
- Use straight adapters and bent tube couplings instead of block style angle couplings
- Replace worn parts and old fluids
- Lower the fluid velocity

HOW CAN I CALCULATE PRESSURE DROP FOR A HOSE ASSEMBLY?

With some basic system information reliable pressure drop approximations may be readily calculated. First determine the applicable mechanical components and fluid for the analysis (calculating 1 hose assembly at a time is recommended), then enter those values into the Gates online pressure drop calculator.

Hose assembly information: Inside Diameter, Length, Couplings, Adapters.

Fluid information: Density, Viscosity, and Heat Capacity (these may be estimated with fluid type and temperature)

Go to gates.com, select the Knowledge Center link, and select Calculators. Use the Fluid Flow Pressure Calculator to calculate the pressure loss from the system information.

HOSE/CPLG. SELECTION
EQUIPMENT
HOSE SPECIFICATION
GLOBALSPIRAL COUPLINGS
STAINLESS STEEL SPIRAL COUPLINGS
MEGACRIMP COUPLINGS
STAINLESS STEEL BRAID COUPLINGS
POWER CRIMP COUPLINGS
FIELD ATTACHABLE - TYPE T COUPLINGS
FIELD ATTACHABLE - C5 COUPLINGS
FIELD ATTACHABLE - LOCK-ON COUPLINGS
C14 COUPLINGS & ASSEMBLIES
GLP & GL COUPLINGS
GLX COUPLINGS
PCTS THERMOPLASTIC COUPLINGS
POLARSEAL COUPLINGS (ACA, ACB, ACC)
POWER STEERING CPLGS. & TOC ASSEMBLIES
ADAPTERS
QUICK DISCONNECT COUPLERS
BALL VALVES
LIVE SWIVELS
ACCESSORIES
AIR BRAKE CPLGS. & ASSEMBLIES
KITS
BRASS

HOSE/CPLG. SELECTION
EQUIPMENT
HOSE SPECIFICATION
GLOBALSPIRAL COUPLINGS
STAINLESS STEEL SPIRAL COUPLINGS
MEGACRIMP COUPLINGS
STAINLESS STEEL BRAID COUPLINGS
POWER CRIMP COUPLINGS
FIELD ATTACHABLE - TYPE T COUPLINGS
FIELD ATTACHABLE - C5 COUPLINGS
FIELD ATTACHABLE - LOCK-ON COUPLINGS
C14 COUPLINGS & ASSEMBLIES
GLP & GL COUPLINGS
GLX COUPLINGS
PCTS THERMOPLASTIC COUPLINGS
POLARSEAL COUPLINGS (ACA, ACB, ACC)
POWER STEERING CPLGS. & TOC ASSEMBLIES
ADAPTERS
QUICK DISCONNECT COUPLERS
BALL VALVES
LIVE SWIVELS
ACCESSORIES
AIR BRAKE CPLGS. & ASSEMBLIES
KITS
BRASS

CONVERSIONS

FAHRENHEIT-CELSIUS CONVERSION

Locate the temperature to be converted in the center column. This number can be in Celsius or Fahrenheit. The equivalent converted temperature for Centigrade/Celsius is listed in the left column and the equivalent converted temperature for Fahrenheit is located in the right Column.

C	F\C	F
-68	-90	-130
-62	-80	-112
-57	-70	-94
-51	-60	-76
-46	-50	-58
-40	-40	-40
-34	-30	-22
-29	-20	-4
-23	-10	14
-17.8	0	32
-17.2	1	33.8
-16.7	2	35.6
-16.1	3	37.4
-15.6	4	39.2
-15	5	41
-14.4	6	42.8
-13.9	7	44.6
-13.3	8	46.4
-12.8	9	48.2
-12.2	10	50
-11.7	11	51.8
-11.1	12	53.6
-10.6	13	55.4
-10	14	57.2
-9.4	15	59
-8.9	16	60.8
-8.3	17	62.6
-7.8	18	64.4
-7.2	19	66.2
-6.7	20	68
-6.1	21	69.8
-5.6	22	71.6
-5	23	73.4
-4.4	24	75.2
-3.9	25	77
-3.3	26	78.8
-2.8	27	80.6
-2.2	28	82.4
-1.7	29	84.2
-1.1	30	86
-0.6	31	87.8
0	32	89.6
0.6	33	91.4
1.1	34	93.2
1.7	35	95
2.2	36	96.8
2.8	37	98.6
3.3	38	100.4
3.9	39	102.2
4.4	40	104

C	F\C	F
5	41	105.8
5.6	42	107.6
6.1	43	109.4
6.7	44	111.2
7.2	45	113
7.8	46	114.8
8.3	47	116.6
8.9	48	118.4
9.4	49	120.2
10	50	122
10.6	51	123.8
11.1	52	125.6
11.7	53	127.4
12.2	54	129.2
12.8	55	131
13.3	56	132.8
13.9	57	134.6
14.4	58	136.4
15	59	138.2
15.6	60	140
16.1	61	141.8
16.7	62	143.6
17.2	63	145.4
17.8	64	147.2
18.3	65	149
18.9	66	150.8
19.4	67	152.6
20	68	154.4
20.6	69	156.2
21.1	70	158
21.7	71	159.8
22.2	72	161.6
22.8	73	163.4
23.3	74	165.2
23.9	75	167
24.4	76	168.8
25	77	170.6
25.6	78	172.4
26.1	79	174.2
26.7	80	176
27.2	81	177.8
27.8	82	179.6
28.3	83	181.6
28.9	84	183.2
29.4	85	185
30	86	186.8
30.6	87	188.6
31.1	88	190.4
31.7	89	192.2
32.2	90	194
32.8	91	195.8

C	F\C	F
33.3	92	197.6
33.9	93	199.4
34.4	94	201.2
35	95	203
35.6	96	204.8
36.1	97	206.6
36.7	98	208.4
37.2	99	210.2
37.8	100	212
43	110	230
49	120	248
54	130	266
60	140	284
66	150	302
71	160	320
77	170	338
82	180	356
88	190	374
93	200	392
99	210	410
100	212	413.6
104	220	428
110	230	446
116	240	464
121	250	482
127	260	500
132	270	518
138	280	536
143	290	554
149	300	572
154	310	590
160	320	608
166	330	626
170	338	640
171	340	644
177	350	662
182	360	680
186	366	691
188	370	698
193	380	716
198	388	730
199	390	734
204	400	752
208	406	763
210	410	770
216	420	788
221	430	806
227	440	824
232	450	842

CONVERSIONS - CONTINUED

PRESSURE CONVERSIONS

METRIC TO PSI (1 KPA = .145 PSI)			
Kilo Pascals (kPa)	Mega Pascals (MPa)	Bar (Bar)	Pounds per Square Inch (psi)
100	0.1	1	14.5
200	0.2	2	29
300	0.3	3	43.5
400	0.4	4	58
500	0.5	5	72.5
600	0.6	6	87
700	0.7	7	101.5
800	0.8	8	116
900	0.9	9	130.5
1,000	1	10	145
2,000	2	20	290.1
3,000	3	30	435.1
4,000	4	40	580.2
5,000	5	50	725.2
6,000	6	60	870.2
7,000	7	70	1,015.30
8,000	8	80	1,160.30
9,000	9	90	1,305.30
10,000	10	100	1,450
20,000	20	200	2,901
30,000	30	300	4,351
40,000	40	400	5,802
50,000	50	500	7,252
60,000	60	600	8,702
70,000	70	700	10,153
80,000	80	800	11,603
90,000	90	900	13,053
100,000	100	1000	14,504
200,000	200	2000	29,008
300,000	300	3000	43,511

PSI TO METRIC (1 PSI = 6.89 KPA)			
Pounds per Square Inch (psi)	Kilo Pascals (kPa)	Mega Pascals (MPa)	Bar (Bar)
10	68.9	0.07	0.7
20	137.9	0.14	1.4
30	206.8	0.21	2.1
40	275.8	0.28	2.8
50	344.7	0.34	3.4
60	413.7	0.41	4.1
70	482.6	0.48	4.8
80	551.6	0.55	5.5
90	620.5	0.62	6.2
100	689	0.7	6.9
200	1,379	1.4	13.8
300	2,068	2.1	20.7
400	2,758	2.8	27.6
500	3,447	3.4	34.5
600	4,137	4.1	41.4
700	4,826	4.8	48.3
800	5,516	5.5	55.2
900	6,205	6.2	62.1
1,000	6,895	6.9	68.9
2,000	13,790	13.8	137.9
3,000	20,684	20.7	206.8
4,000	27,579	27.6	275.8
5,000	34,474	34.5	344.7
6,000	41,369	41.4	413.7
7,000	48,263	48.3	482.6
8,000	55,158	55.2	551.6
9,000	62,053	62.1	620.5
10,000	68,948	68.9	689
20,000	137,895	137.9	1,379
30,000	206,843	206.8	2,068
40,000	275,790	275.8	2,758

EXAMPLE

(A) Convert 3,429 psi to the equivalent pressure in Bar.

	3,000 psi	=	206.8	Bar
+	400 psi	=	27.6	Bar
+	20 psi	=	1.4	Bar
+	9 psi	=	0.62	Bar
	3,429 psi	=	236.4	Bar

(B) Convert 3,429 psi to the equivalent pressure in MPa.

	3,000 psi	=	20.68	MPa
+	400 psi	=	2.76	MPa
+	20 psi	=	0.14	MPa
+	9 psi	=	0.062	MPa
	3,429 psi	=	23.64	MPa

HOSE/CPLG. SELECTION
EQUIPMENT
HOSE SPECIFICATION
GLOBALSPIRAL COUPLINGS
STAINLESS STEEL SPIRAL COUPLINGS
MEGACRIMP COUPLINGS
STAINLESS STEEL BRAID COUPLINGS
POWER CRIMP COUPLINGS
FIELD ATTACHABLE - TYPE T COUPLINGS
FIELD ATTACHABLE - C5 COUPLINGS
FIELD ATTACHABLE - LOCK-ON COUPLINGS
C14 COUPLINGS & ASSEMBLIES
GLP & GL COUPLINGS
GLX COUPLINGS
PCTS THERMOPLASTIC COUPLINGS
POLARSEAL COUPLINGS (ACA, ACB, ACC)
POWER STEERING CPLGS. & TOC ASSEMBLIES
ADAPTERS
QUICK DISCONNECT COUPLERS
BALL VALVES
LIVE SWIVELS
ACCESSORIES
AIR BRAKE CPLGS. & ASSEMBLIES
KITS
BRASS

HOSE/CPLG. SELECTION
EQUIPMENT
HOSE SPECIFICATION
GLOBALSPIRAL COUPLINGS
STAINLESS STEEL SPIRAL COUPLINGS
MEGACRIMP COUPLINGS
STAINLESS STEEL BRAID COUPLINGS
POWER CRIMP COUPLINGS
FIELD ATTACHABLE - TYPE T COUPLINGS
FIELD ATTACHABLE - C5 COUPLINGS
FIELD ATTACHABLE - LOCK-ON COUPLINGS
C14 COUPLINGS & ASSEMBLIES
GLP & GL COUPLINGS
GLX COUPLINGS
PCTS THERMOPLASTIC COUPLINGS
POLARSEAL COUPLINGS (ACA, ACB, ACC)
POWER STEERING CPLGS. & TOC ASSEMBLIES
ADAPTERS
QUICK DISCONNECT COUPLERS
BALL VALVES
LIVE SWIVELS
ACCESSORIES
AIR BRAKE CPLGS. & ASSEMBLIES
KITS
BRASS

CONVERSIONS - CONTINUED

DECIMAL AND MILLIMETER FRACTION EQUIVALENTS

INCHES		MILLIMETERS
Fractions	Decimals	
1/64	0.015625	0.397
1/32	0.03125	0.794
3/64	0.046875	1.191
1/16	0.0625	1.588
5/64	0.078125	1.984
3/32	0.09375	2.381
7/64	0.109375	2.778
1/8	0.125	3.175
9/64	0.140625	3.572
5/32	0.15625	3.969
11/64	0.171875	4.366
3/16	0.1875	4.763
13/64	0.203125	5.159
7/32	0.21875	5.556
15/64	0.234375	5.953
1/4	0.25	6.35
17/64	0.265625	6.747
9/32	0.28125	7.144
19/64	0.296875	7.541
5/16	0.3125	7.938

INCHES		MILLIMETERS
Fractions	Decimals	
23/64	0.359375	9.128
3/8	0.375	9.525
25/64	0.390625	9.922
13/32	0.40625	10.319
27/64	0.421875	10.716
7/16	0.4375	11.113
29/64	0.453125	11.509
15/32	0.46875	11.906
31/64	0.484375	12.303
1/2	0.5	12.7
33/64	0.515625	13.097
17/32	0.53125	13.494
35/64	0.546875	13.891
9/16	0.5625	14.288
37/64	0.578125	14.684
19/32	0.59375	15.081
39/64	0.609375	15.478
5/8	0.625	15.875
41/64	0.640625	16.272
21/32	0.65625	16.669

INCHES		MILLIMETERS
Fractions	Decimals	
11/16	0.6875	17.463
45/64	0.703125	17.859
23/32	0.71875	18.256
47/64	0.734375	18.653
3/4	0.75	19.05
49/64	0.765625	19.447
25/32	0.78125	19.844
51/64	0.796875	20.241
13/16	0.8125	20.638
53/64	0.828125	21.034
27/32	0.84375	21.431
55/64	0.859375	21.828
7/8	0.875	22.225
57/64	0.890625	22.622
29/32	0.90625	23.019
59/64	0.921875	23.416
15/16	0.9375	23.813
61/64	0.953125	24.209
31/32	0.96875	24.606
63/64	0.984375	25.003
1	1	25.4

METRIC (SI) — U.S. UNITS FOR FLUID POWER USE

(The following conversions are based on information taken from astm, american society for testing and materials, handbook e380-72.)

QUANTITY	CUSTOMARY U.S. UNIT	SI UNIT	CONVERSION FROM U.S. TO SI UNITS	CONVERSION FROM SI TO U.S. UNITS
Area	Square Inch (in2)	Square Metre (m2)	(in2) x (6.4516 x 10 -4) = (m2)	(m2) x 1550.003 = (in2)
Force	Pound (lbf)	Newton (N)	(lbf) x 4.4482 = (N)	(N) x (2.2481 x10-1) = (lbf)
Frequency	Cycles/Second (cps)	Hertz (Hz)	1 (cps) = 1(Hz)	1(Hz) = 1(cps)
Length	Inch (in)	Metre (m)	(in) x (2.540 x 10-2) = (m)	(m) x 39.370 = (in)
Mass	Pound (lbm)	Kilogram (kg)	(lbm) x .4536 = (kg)	(kg) x 2.2046 = (lbm)
Power	Electric Horsepower (HP)	Watt (W)	(HP) x (7.460 x 102) = (W)	(W) x (1.3405 x 10-3) = (HP)
	Pounds/Sq In (psi)	Newtons/Sq Metre (N/m2)	(psi) x (6.8948 x 103) = (N/m2)	(N/m2) x (1.4504 x 10-4) = (psi)
Pressure			(Non-Preferred Conversions)	
	(psi)	Mega Pascal (MPa)	(psi)/145 = MPa	(MPa) x 145 = (psi)
	(psi)	Bar (Bar)	psi/14.5 = Bar	(Bar) x (1.4504 x 101) = (psi)
	(Bar)	(N/m2)	(Bar) x 100,000 = (N/m2)	(N/m2) x (1.00 x 10-5) = (Bar)
Temperature	Degrees Fahrenheit (°F)	Degrees Celsius (°C)	(°Celsius) = 0.556(°F-32)	(1.8°C) + 32 = °F
Torque	Pound-Inch (lbf-in)	Newton-Metres (N-m)	(lbf-in) x (1.1298 x 10-1) = (N-m)	(N-m) x 8.8507 = (lbf-in)
Volume	US Gallon (Gal)	Cubic Metre (m3)	(Gal) x (3.7854 x 10-3) = (m3)	(m3) x (2.6417 x 102) = (Gal)
			(Non-Preferred Conversions)	
		Litre (l)	(Gal) x 3.7854 = (l)	(l) x (2.6417 x 10-1) = (Gal)
Work	Foot-Pound (ft-lbf)	Joule (J)	(ft-lbf) x 1.3558 = (J)	(J) x (7.3756 x 10-1) = (ft-lbf)

TIGHTENING AND TORQUE RECOMMENDATIONS FOR HYDRAULIC COUPLINGS

1. Determine the correct torque value for your coupling using the manufacturers' recommendations. The minimum torque values are adequate for sealing in most applications; never exceed the maximum torque recommendations. Only use manufacturer specified torque values; do not use SAE recommendations.

2. Calculated the correct torque wrench setting. Wrench Setting = Desired Torque * L / LA (see Figure 1)

3. Ensure that the seal face and threads are clean and in good condition. O-rings should be lubricated with light oil, but threads should be completely dry unless making a tapered pipe thread connection (interference seal).

4. If the assembly has a male connector on one end, install the male connector first.

5. Hand tighten the connection by bringing seal face in contact and rotating the nut by hand until it stops, approximately 0.3-1 ft-lb.

6. Mark the coupling nut and backup hex with a line for flats method of torque verification.

7. Apply a wrench to the backup hex to prevent the coupling and hose from moving while tightening the nut with a torque wrench. Failure to retain the backup hex during installation can cause hose twisting and will result in additional clamp load force that can cause seal face damage.

8. While keeping the backup hex secure apply the torque wrench to the fitting nut and pull until the proper torque is achieved. The coupling nut must be in motion when the final torque is achieved, otherwise the nut must be loosened and retightened until the torque is attained while the nut is in motion.

9. If a torque wrench cannot fit into the coupling area or if it is unavailable, flats method may be used to ensure that JIC couplings are properly tightened, as shown in figure 2. Checking flats is also a good method of ensuring that critical connections have been properly tightened.

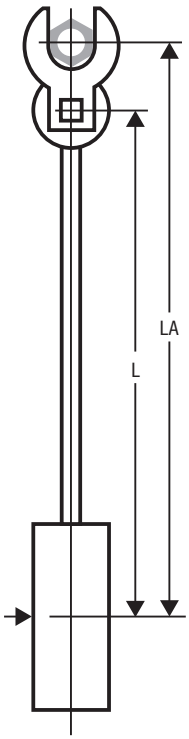

Figure 1
Torque wrench adjustment when using a crowfoot wrench. Torque Wrench Setting = Desired Torque * L / LA

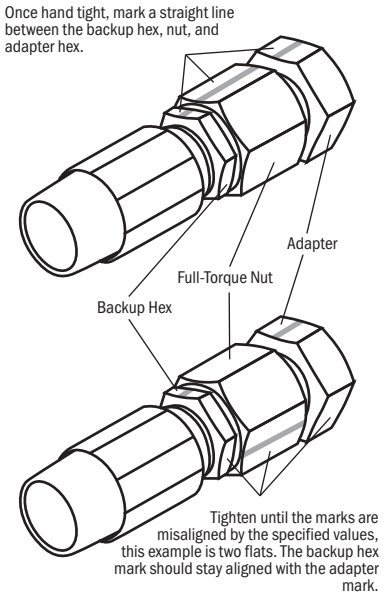

Figure 2
Flats method of verifying coupling torque.

HOSE/CPLG. SELECTION
EQUIPMENT
HOSE SPECIFICATION
GLOBALSPIRAL COUPLINGS
STAINLESS STEEL SPIRAL COUPLINGS
MEGACRIMP COUPLINGS
STAINLESS STEEL BRAID COUPLINGS
POWER CRIMP COUPLINGS
FIELD ATTACHABLE - TYPE T COUPLINGS
FIELD ATTACHABLE - C5 COUPLINGS
FIELD ATTACHABLE - LOCK-ON COUPLINGS
C14 COUPLINGS & ASSEMBLIES
GLP & GL COUPLINGS
GLX COUPLINGS
PCTS THERMOPLASTIC COUPLINGS
POLARSEAL COUPLINGS (ACA, ACB, ACC)
POWER STEERING CPLGS. & TOC ASSEMBLIES
ADAPTERS
QUICK DISCONNECT COUPLERS
BALL VALVES
LIVE SWIVELS
ACCESSORIES
AIR BRAKE CPLGS. & ASSEMBLIES
KITS
BRASS

HOSE/CPLG. SELECTION
EQUIPMENT
HOSE SPECIFICATION
GLOBALSPIRAL COUPLINGS
STAINLESS STEEL SPIRAL COUPLINGS
MEGACRIMP COUPLINGS
STAINLESS STEEL BRAID COUPLINGS
POWER CRIMP COUPLINGS
FIELD ATTACHABLE - TYPE T COUPLINGS
FIELD ATTACHABLE - C5 COUPLINGS
FIELD ATTACHABLE - LOCK-ON COUPLINGS
C14 COUPLINGS & ASSEMBLIES
GLP & GL COUPLINGS
GLX COUPLINGS
PCTS THERMOPLASTIC COUPLINGS
POLARSEAL COUPLINGS (ACA, ACB, ACC)
POWER STEERING CPLGS. & TOC ASSEMBLIES
ADAPTERS
QUICK DISCONNECT COUPLERS
BALL VALVES
LIVE SWIVELS
ACCESSORIES
AIR BRAKE CPLGS. & ASSEMBLIES
KITS
BRASS

TIGHTENING AND TORQUE RECOMMENDATIONS FOR HYDRAULIC COUPLINGS

COUPLING AND ADAPTER INSTALLATION TORQUE RECOMMENDATIONS

Dash Size	JIC 37°, SAE 45° & MegaSeal (Steel)		JIC 37°, SAE 45° & MegaSeal (Brass)		Flat Face O-Ring Seal (Steel)		SAE O-Ring Boss (Steel) & Gates Adapterless ≤ 4000 PSI		SAE O-Ring Boss (Steel) & Gates Adapterless > 4000 PSI	
1/16 inch	lb-ft		lb-ft		lb-ft		lb-ft		lb-ft	
	Min	Max	Min	Max	Min	Max	Min	Max	Min	Max
-3	8	10	5	7			7	9	7	9
-4	11	14	7	9	18	23	13	17	15	18
-5	14	18	9	11	22	28	18	23	18	23
-6	18	22	11	14	29	37	22	28	26	32
-8	36	45	23	29	41	51	37	46	52	64
-10	57	71	37	46	44	55	44	55	74	92
-12	79	99	51	64	66	83	70	88	125	157
-14	94	117	61	76			92	115	158	198
-16	108	135	70	88	92	115	111	138	199	249
-20	127	158	82	103	125	157	147	184	210	263
-24	158	198	103	129	147	184	155	193	273	341
-32	245	306	159	199	376	470	221	276	398	497

DIN 24° & INVERTED CONE

Size (mm)		Torque (lb-ft)	
Light Tube O.D.	Heavy Tube O.D.	Min	Max
6		7	15
8		15	26
10	8	18	30
12	10	22	33
14	12	26	37
15	14	30	52
	16	30	52
18		44	74
22	20	59	89
28	25	74	111
	30	74	162
35		133	184
42	38	148	221

BSP 30° & JIS

Dash Size	Torque	
1/16 inch	lb-ft	
	Min	Max
-2	7	9
-4	11	18
-6	19	28
-8	30	36
-10	37	44
-12	50	60
-16	79	95
-20	127	152
-24	167	190
-32	262	314

4-BOLT FLANGES

Dash Size	Bolt Size	Torque
1/16 inch	inch	lb-ft
-8	0.31	24
-12	0.38	44
-16	0.44	44
-20	0.5	68
-24	0.63	111
-32	0.75	111

NOTE:

1. Align faces and finger tighten bolts before applying final torque in a pattern. The seal faces must be parallel with even bolt tension to seal properly.

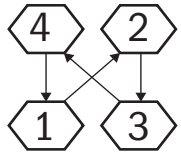

2. Torque values apply to bolts which are plated or coated in light engine oil.
3. Before assembly lubricate o-ring with light oil (SAE 10W or 20W).

SAE MALE FLARELESS ASSEMBLY (MFA)

After hand tight (when the sleeve bites the tube) rotate nut one full turn (six flats).

NPTF

Dash Size	Max Torque
1/16 inch	lb-ft
-2	20
-4	25
-6	35
-8	45
-12	55
-16	65
-20	80
-24	95
-32	120

NOTE:

1. The torque values obtained from tightening pipe threads can vary considerably depending on thread condition. Adequate sealing can occur at values much lower than the maximum values listed above. Only enough torque to achieve adequate sealing should be used.
2. When using a male tapered pipe thread with a female straight or parallel pipe thread, maximum values are 50% of those listed in the table.
3. If thread sealant is used, maximum values shown should be decreased by 25%.

FLATS METHOD VALUES

Termination Type	Dash Size	Flats
	1/16 inch	
JIS	-4	0.5 - 1.5
JIC	-4	1.5 - 1.75
JIC	-6	1.0 - 1.5
JIC	-8	1.5 - 1.75
JIC	-10	1.0 - 1.5
JIC	-12	1.0 - 1.5
JIC	-16	.75 - 1.0
JIC	-20	.75 - 1.0
JIC	-24	.75 - 1.0
JIC	-32	.75 - 1.0

NOTE:

1. Seal faces must be in contact and the fitting fully hand tightened before marking flats.
2. Flats method is most accurate for the first assembly cycle, for multiple disassembly/assembly cycles torque values are more reliable.
3. Tightening two flats or more is analogous to severe over torque and may damage seal faces.

Conversion	Formula
lbf-ft to N-m	[lbf-ft]*1.3558 = [N-m]
lbf-ft to lb-in	[lbf-ft]*12 = [lb-in]
N-m to lb-in	[N-m]*8.8508 = [lb-in]

CRIMPERS



GC™ 16

- Crimps 1/4" to 1" wire braid; 3/8" to 3/4" four spiral wire hose.
- User-friendly horizontal loading for crimping in the field.
- 80 ton crimp force.
- Multiple pump options available for maximum capabilities.
- Matches nicely with 18V DC Battery Pump.



MOBILECRIMP™ 4 - 20

- Crimps 3/16" to 1-1/4" wire braid; 3/8" to 1-1/4" four spiral wire hose.
- Portable and lightweight – only 57 pounds.
- Great for jobs in the field.
- Multiple pump options for maximum flexibility.



POWER CRIMP™ 707

- Crimps 1-8" to 1-1/4" wire braid; 3/8" to 1-1/4" four spiral wire hose.
- The most precise, yet simplest crimper made.
- The first crimper with electronic digital readout to indicate crimp diameter setting.
- Crimps straight and bent tube couplings plus 45° and 90°. Block style terminations require notched cone.



GC™ 20 CORTEX™

- Crimps 1-8" to 1-1/4" wire braid; 3/8" to 1-1/4" four spiral wire hose.
- Access to continuously-updated eCrimp™ content with new product crimp specs.
- Intuitive touch-screen controls reduce assembly time and saves favorites for faster crimping.
- Calibration and maintenance tracking with reminders to promote quality control and uptime.
- On-board videos simplify the training of new operators.



GC™ 32 FLEX

- Crimps 3/16" to 2" wire braid; 3/8" to 2" six spiral wire hose.
- Compatible with any 10,000 PSI power unit, 2L reservoir capacity.
- Access for large elbows and long drops.
- Quick change die sets installed without press operation.
- Color coded dies.



GC™ 32 FLEX TSI™

- Crimps 3/16" to 2" wire braid; 3/8" to 2" six spiral wire hose.
- A tablet command interface with Gates eCrimp allows the user to look up relevant crimp data.
- Indexing shoes – automatic grease distribution.
- Allows self-learning and calibrates to assembly.



SC 32™

- Crimps 1/8" to 2" wire braid; 3/8" to 2" six spiral wire hose.
- Compact design to minimize space required.
- High-ton ram force with an integrated pump.
- Pump pre-wired for 220V (1 phase) outlets.
- Come with all the base plates and spacers required to crimp up to 2" hose.



GC™ 32 TSI™

- Crimps 3/16" to 2" wire braid; 3/8" to 2" six spiral wire hose; 2-1/2" low pressure hose.
- Touch screen simplifies hose and coupling selection.
- Precision crimps without looking up data or adjusting crimper settings.
- After crimp is complete, pinch decompression mode verifies crimp O.D. is within tolerance.
- Controller is updated where wireless internet is available, or via thumb drive.
- All the necessary tools and information reside on-board to crimp, leak-free, factory-quality hydraulic hose assemblies.



GC™ 96 TSI™ - 3

- Crimps 3/16" to 3" wire braid; 3/8" to 3" six spiral wire hose; 2-1/2" to 6" low pressure hose.
- Electronic touch screen control panel for fast input of crimper settings.
- Horizontal front-end feed makes crimping easier and convenient.
- 620 ton force that allows crimping of a wide variety of couplings.
- 2 speed die closure and rapid retract permits fast assembly fabrication.
- Full range die sets that enable production of a wide range of hose assemblies.

FOR COMPLETE CRIMPER SPECIFICATIONS, SEE THE FOLLOWING PAGES.

HOSE/CPLG. SELECTION
EQUIPMENT
HOSE SPECIFICATION
GLOBALSPIRAL COUPLINGS
STAINLESS STEEL SPIRAL COUPLINGS
MEGACRIMP COUPLINGS
STAINLESS STEEL BRAID COUPLINGS
POWER CRIMP COUPLINGS
FIELD ATTACHABLE - TYPE T COUPLINGS
FIELD ATTACHABLE - C5 COUPLINGS
FIELD ATTACHABLE - LOCK-ON COUPLINGS
C14 COUPLINGS & ASSEMBLIES
GLP & GL COUPLINGS
GLX COUPLINGS
PCTS THERMOPLASTIC COUPLINGS
POLARSEAL COUPLINGS (ACA, ACB, ACC)
POWER STEERING CPLGS. & TOC ASSEMBLIES
ADAPTERS
QUICK DISCONNECT COUPLERS
BALL VALVES
LIVE SWIVELS
ACCESSORIES
AIR BRAKE CPLGS. & ASSEMBLIES
KITS
BRASS

HOSE/CPLG. SELECTION
EQUIPMENT
HOSE SPECIFICATION
GLOBALSPIRAL COUPLINGS
STAINLESS STEEL SPIRAL COUPLINGS
MEGACRIMP COUPLINGS
STAINLESS STEEL BRAID COUPLINGS
POWER CRIMP COUPLINGS
FIELD ATTACHABLE - TYPE T COUPLINGS
FIELD ATTACHABLE - C5 COUPLINGS
FIELD ATTACHABLE - LOCK-ON COUPLINGS
C14 COUPLINGS & ASSEMBLIES
GLP & GL COUPLINGS
GLX COUPLINGS
PCTS THERMOPLASTIC COUPLINGS
POLARSEAL COUPLINGS (ACA, ACB, ACC)
POWER STEERING CPLGS. & TOC ASSEMBLIES
ADAPTERS
QUICK DISCONNECT COUPLERS
BALL VALVES
LIVE SWIVELS
ACCESSORIES
AIR BRAKE CPLGS. & ASSEMBLIES
KITS
BRASS

GC™ 16 CRIMPER

Crimping at remote job sites requires a durable yet user-friendly crimper. Weighing only 44 pounds, this crimper can be used anywhere. The Gates Mini Crimper and pump combine the performance and speed of a powered pump with the convenience of a hand pump.

FEATURES

- Crimps ¼" to 1" wire braid; ⅜" to ¾" four spiral wire hose.
- User-friendly horizontal loading for crimping in the field.
- Multiple pump options available for maximum capabilities.
- Matches nicely with 18V DC Battery Pump.

Part Number: 70115
Product Number: 7480-7006
(Includes Crimper Head and Grease Kit;
Pump, Dies and Start-up Kit ordered separately)



SPECIFICATIONS

Nom. Hydraulic Hose Size: 1" 2-wire
Dimensions: 10" x 8" x 10" (250mm x 200mm x 250mm)
Weight: 44 lbs

START-UP KIT (Ordered Separately)

Part Number: 78733
Product Number: 7482-7313

- 1 - Digital Caliper 6" (#78241, 7369-0322)
- 1 - Hose Assembly (#78467, 7482-1017)
- 1 - G95311-0606 6MQFFVH-6FP, quick disconnect
- 1 - G95321-0606 6FQFFVH-6FP, quick disconnect
- 2 - GC16XD Mini Crimper Crimp Data Card (#428-3467, 81000)

DIE QUICK CHANGE TOOL

(Ordered Separately)

Part Number: 78759
Product Number: 7482-7304

GC™ 16 DIE SELECTION

FOR MEGACRIMP™ (G25) COUPLINGS

	HOSE SIZES					
Hose Type	**1/4"**	**3/8"**	**1/2"**	**5/8"**	**3/4"**	**1"**
M3K	GC16-21	GC16-22	GC16-33	GC16-34	GC16-35	GC16-37
M2T	GC16-21	GC16-22	GC16-33	GC16-34	GC16-35	GC16-37
G1	GC16-21	GC16-22	GC16-33	GC16-34	GC16-35	GC16-37
MXT	GC16-21	GC16-22	GC16-33	GC16-34	GC16 -35L	GC16-37
MXG4K-XTP	--	GC16-22	GC16-33	GC16-34	GC16-35	--
MXG5K-XTP	--	GC16-22	GC16-33	--	--	--

FOR GLOBALSPIRAL™ (G20) COUPLINGS

	HOSE SIZES					
Hose Type	**1/4"**	**3/8"**	**1/2"**	**5/8"**	**3/4"**	**1"**
EFG5K	--	GC16-33	GC16-33	GC16-35L	GC16-35L	--
EFG4K	--	GC16-33	GC16-33	GC16-35L	GC16-35L	--
EFG4K	--	GC16-33	GC16-33	GC16-35L	GC16-35L	--
MXG4K-XTP	--	--	--	GC16-33	GC16-35L	--
MXG5K-XTP	--	--	--	--	GC16-34	--

FOR OTHER HOSE AND COUPLING CONFIGURATIONS, REFERENCE WWW.GATES.COM/ECRIMP

GC™ 16 CRIMPER - CONTINUED

DIE SETS (ORDERED SEPARATELY)										
Die Set	**GC16-21**	**GC16-22**	**GC16-31**	**GC16-32**	**GC16-33**	**GC16-34**	**GC16-35L**	**GC16-37**	**300**	**400**
Part No.	78242	78243	78067	78266	78244	78245	78078	78247	79013	79014
Product No.	7482-7321	7482-7322	7482-0406	7482-0113	7482-7333	7482-7334	7482-7310	7482-7337	7482-0252	7482-0253

GC16 PARTS		
Part No.	**Product No.**	**Description**
78004	7482-0096	Kicker Replacement Kit
78029	7482-0097	Arm Replacement Kit
78733	7482-7313	Start Up Kit
78759	7482-7304	Quick Change Tool (QCT)
78775	7482-7301	Handle Assembly
78778	7482-7302	Foam Filler
78779	7482-7303	Die Tub
78781	7482-7305	End Caps
78782	7482-7306	Stand Off Assembly (Long Version)
78795	7482-7307	Die Retainer Sets
78796	7482-7308	Universal Dial Indicator
78797	7482-7309	Bracket Assembly

BATTERY PUMP

Need to crimp in tight or awkward spaces? Gates new battery-operated pump has a sealed bladder reservoir that prevents contamination and allows the pump to operate in any position. Combined with Gates GC™16 Crimper, you can make factory quality assemblies quickly and easily in the most demanding locations.

FEATURES

- Cordless, lightweight design with integrated handle and carrying strap.
- 144 Kilowatt motor, 18V Lithium-Ion Milwaukee M18* battery.
- High-strength fiberglass reinforced composite pump shroud for superior durability.
- Pump can also be used to operate Gates MC4-20 Crimper.

Part Number: 70169
Product Number: 7481-0012



*M18 is a registered trademark of Milwaukee Tools.

HOSE/CPLG. SELECTION
EQUIPMENT
HOSE SPECIFICATION
GLOBALSPIRAL COUPLINGS
STAINLESS STEEL SPIRAL COUPLINGS
MEGACRIMP COUPLINGS
STAINLESS STEEL BRAID COUPLINGS
POWER CRIMP COUPLINGS
FIELD ATTACHABLE - TYPE T COUPLINGS
FIELD ATTACHABLE - C5 COUPLINGS
FIELD ATTACHABLE - LOCK-ON COUPLINGS
C14 COUPLINGS & ASSEMBLIES
GLP & GL COUPLINGS
GLX COUPLINGS
PCTS THERMOPLASTIC COUPLINGS
POLARSEAL COUPLINGS (ACA, ACB, ACC)
POWER STEERING CPLGS. & TOC ASSEMBLIES
ADAPTERS
QUICK DISCONNECT COUPLERS
BALL VALVES
LIVE SWIVELS
ACCESSORIES
AIR BRAKE CPLGS. & ASSEMBLIES
KITS
BRASS

HOSE/CPLG. SELECTION
EQUIPMENT
HOSE SPECIFICATION
GLOBALSPIRAL COUPLINGS
STAINLESS STEEL SPIRAL COUPLINGS
MEGACRIMP COUPLINGS
STAINLESS STEEL BRAID COUPLINGS
POWER CRIMP COUPLINGS
FIELD ATTACHABLE - TYPE T COUPLINGS
FIELD ATTACHABLE - C5 COUPLINGS
FIELD ATTACHABLE - LOCK-ON COUPLINGS
C14 COUPLINGS & ASSEMBLIES
GLP & GL COUPLINGS
GLX COUPLINGS
PCTS THERMOPLASTIC COUPLINGS
POLARSEAL COUPLINGS (ACA, ACB, ACC)
POWER STEERING CPLGS. & TOC ASSEMBLIES
ADAPTERS
QUICK DISCONNECT COUPLERS
BALL VALVES
LIVE SWIVELS
ACCESSORIES
AIR BRAKE CPLGS. & ASSEMBLIES
KITS
BRASS

MOBILECRIMP™ 4 - 20 CRIMPER

This lightweight, versatile crimper is powerful enough to crimp up to 1-1/4" four spiral-wire hose. Weighing approximately 57 pounds, this field crimper combines crimping technology with toughness and durability.

FEATURES

- Crimps 3/16" to 1-1/4" wire braid; 3/8" to 1-1/4" four spiral wire hose.
- Portable and lightweight – only 57 pounds.
- Great for jobs in the field.
- Multiple pump options for maximum flexibility.
- Pairs nicely with Shop Air Pump.



DIGITAL DIAL CONTROL

(Shown at right)

Just dial in appropriate crimp setting and hold the start button until light comes on and buzzer sounds, then release. Ability to lock-in setting for multiple assemblies. Light and buzzer operate on two "AAA" batteries.

Part Number: 77421
Product Number: 7480-0051
(Includes asterisk items in Parts List along with Caliper and Grease)

POSITIVE STOP CONTROL

(Not shown)

No settings necessary since color-coded spacer rings control the crimp. Just hold the start button until the ram extends to a fixed "Stop" for each crimp, then release. Controlled crimp stroke for ease of repeatability.

Part Number: 77420
Product Number: 7480-0050

Accessories	Part Number	Product Number
Crimper-to-Pump Male Quick Disconnect	G95311-0606	7252-88315
Crimper-to-Pump Female Quick Disconnect	G95321-0606	7252-88305

MOBILECRIMP™ 4 - 20 DIE SELECTION

FOR MEGACRIMP™ (G25) COUPLINGS

	HOSE SIZES						
Hose Type	1/4"	3/8"	1/2"	5/8"	3/4"	1"	1-1/4"
M3K	MC21 or MC31	MC22 or MC32	MC33	MC34	MC35	MC37	–
M2T	MC21 or MC31	MC22 or MC32	MC33	MC34	MC35	MC37	MC38†
G1	MC21 or MC31	MC22 or MC32	MC33	MC34	MC35	MC37	MC39
MXT	MC21 or MC31	MC22 or MC32	MC33	MC34	MC35	MC37	–
MXG4K-XTP	--	MC22 or MC32	MC33	MC34	MC35	--	--
MXG5K-XTP	--	MC32	MC33	--	--	--	--

† Must use 20M2T pressure plate 78046 / 7482-1078

FOR GLOBALSPIRAL™ (G20) COUPLINGS

	HOSE SIZES						
Hose Type	1/4"	3/8"	1/2"	5/8"	3/4"	1"	1-1/4"
EFG6K	--	MC33	MC33	MC35	MC35	MC37	–
EFG5K	--	MC33	MC33	MC35	MC35	MC37	–
EFG4K	--	MC33	MC33	MC35	MC35	MC37	MC39*
MXG4K-XTP	--	MC32	MC22MM	MC33 or MC34	MC35	MC37	–
MXG5K-XTP	–	MC32	MC22MM	MC34	MC34	MC37	–

*MGS (G21 series) couplings only.

FOR OTHER HOSE AND COUPLING CONFIGURATIONS, REFERENCE WWW.GATES.COM/ECRIMP

MOBILECRIMP™ 4 - 20 CRIMPER - CONTINUED

DIE SETS (ORDERED SEPARATELY)							
Die Set	**MC18MM**	**MC20**	**MC21 /MC31**	**MC22/MC32**	**MC22MM**	**MC33**	**MC34**
Part No.	78556	78519	78558/ 78468	78559/ 78469	78971	78470	78471
Product No.	7482-1124	7482-1400	7482-1220 / 7482-1131	7482-1221 / 7482-1132	7482-1381	7482-1133	7482-1134

Die Set	**MC35**	**MC36**	**MC37**	**MC38**	**MC39**	**MC40**	**MC300**	**MC400**
Part No.	78472	78473	78474	78475	78476	78432	--	--
Product No.	7482-1135	7482-1136	7482-1137	7482-1138	7482-1139	7482-1140	7482-1150	7482-1151

Die Set	**MC41**	**MC42**	**MC43**	**MC44**	**MC45**	**MC47**	**MC48**	**MC49**	**MC51**
Part No.	78432	78433	78434	78452	78497	78499	79008	79009	79034
Product No.	7482-1141	7482-1142	7482-11143	7482-1144	7482-1145	7482-1273	7482-0056	7482-0057	7482-0203

Die Set	**MC52**	**MC53**	**MC54**	**MC55**	**MC56**	**MC57**	**MC74**	**MC75**
Part No.	79035	79036	79037	79038	79039	79040	78563	78590
Product No.	7482-0204	7482-0205	7482-0206	7482-0208	7482-0209	7482-0210	7482-1357	7482-1358

MOBILECRIMP 4-20 PARTS		
Part No.	**Product No.**	**Description**
78046	7482-1078	Digital Dial Pressure Plate for 20G/MC38
78396	7482-1170	Digital Dial Top Mount Control Kit
78397	7482-1171	Digital Dial Controller Top Mount
78398	7482-1172	Digital Dial Cover
78419	7482-1157	Slydring for Piston
78420	7482-1163	Digital Dial Tall Handle
78421	7482-1164	Locking Pin
78422	7482-1165	Chain For Locking Pin
78425	7482-1190	Retaining Ring Kit
78426	7482-1148	Die Link
78427	7482-1147	Die Spring
78428	7482-1149	Die SH Bolt
78437	7482-1036	Pusher
78438	7482-1037	Cover Plate
78440	7482-1041	Seal Kit
78449	7482-1117	Ball Plunger
78450*	7482-1000	Magnet
78455*	7482-1005	Stand
78456	7482-1006	Pivot Spacer
78459*	7482-1009	Stand Clamp
78462	7482-1012	Pivot Knob
78463*	7482-1013	Positive Stop Pressure Plate
78465*	7482-1015	Digital Dial Pressure Plate
78467*	7482-1017	Hose Assembly
78481	7482-1102	Positive Stop B1 Spacer
78482	7482-1103	Positive Stop W1 Spacer
78483	7482-1104	Positive Stop R1 Spacer
78484	7482-1105	Positive Stop B2 Spacer
78485	7482-1106	Positive Stop W2 Spacer
78486	7482-1107	Positive Stop R2 Spacer
78487	7482-1108	Positive Stop B3 Spacer
78488	7482-1109	Positive Stop W3 Spacer
78489	7482-1110	Positive Stop R3 Spacer
78490	7482-1111	Positive Stop B4 Spacer
78491	7482-1112	Positive Stop W4 Spacer
78492	7482-1113	Positive Stop R4 Spacer
78493	7482-1114	Positive Stop B5 Spacer
78494	7482-1115	Positive Stop W5 Spacer
78495	7482-1116	Positive Stop R5 Spacer

*Included with initial crimper purchase

HOSE/CPLG. SELECTION
EQUIPMENT
HOSE SPECIFICATION
GLOBALSPIRAL COUPLINGS
STAINLESS STEEL SPIRAL COUPLINGS
MEGACRIMP COUPLINGS
STAINLESS STEEL BRAID COUPLINGS
POWER CRIMP COUPLINGS
FIELD ATTACHABLE - TYPE T COUPLINGS
FIELD ATTACHABLE - C5 COUPLINGS
FIELD ATTACHABLE - LOCK-ON COUPLINGS
C14 COUPLINGS & ASSEMBLIES
GLP & GL COUPLINGS
GLX COUPLINGS
PCTS THERMOPLASTIC COUPLINGS
POLARSEAL COUPLINGS (ACA, ACB, ACC)
POWER STEERING CPLGS. & TOC ASSEMBLIES
ADAPTERS
QUICK DISCONNECT COUPLERS
BALL VALVES
LIVE SWIVELS
ACCESSORIES
AIR BRAKE CPLGS. & ASSEMBLIES
KITS
BRASS

HOSE/CPLG. SELECTION
EQUIPMENT
HOSE SPECIFICATION
GLOBALSPIRAL COUPLINGS
STAINLESS STEEL SPIRAL COUPLINGS
MEGACRIMP COUPLINGS
STAINLESS STEEL BRAID COUPLINGS
POWER CRIMP COUPLINGS
FIELD ATTACHABLE - TYPE T COUPLINGS
FIELD ATTACHABLE - C5 COUPLINGS
FIELD ATTACHABLE - LOCK-ON COUPLINGS
C14 COUPLINGS & ASSEMBLIES
GLP & GL COUPLINGS
GLX COUPLINGS
PCTS THERMOPLASTIC COUPLINGS
POLARSEAL COUPLINGS (ACA, ACB, ACC)
POWER STEERING CPLGS. & TOC ASSEMBLIES
ADAPTERS
QUICK DISCONNECT COUPLERS
BALL VALVES
LIVE SWIVELS
ACCESSORIES
AIR BRAKE CPLGS. & ASSEMBLIES
KITS
BRASS

MOBILECRIMP™ 4 - 20 CRIMPER AND GC™ 16 POWER SOURCES



18V DC BATTERY PUMP

Cordless, lightweight design with integrated handle and carrying strap. 1/2 horsepower motor and 18V Lithium-Ion Milwaukee M18 battery included.
High-strength fiberglass reinforced composite pump shroud for superior durability.

Part Number: 70169
Product Number: 7481-0012
Pressure Rating: 10,000 psi
Weight: 24 lbs



1/4 HP 12 VOLT DC PUMP

Mobile operation, runs on standard 12V car/truck battery or a 12V portable battery pack. Ideal for tough jobs in the field.

Part Number: 77439
Product Number: 7481-0037
Pressure Rating: 10,000 psi
Weight: 20 lbs



1/2 HP 115 VOLT AC PUMP

Medium speed. Economical. Recommended for a stationary or mobile application.

Part Number: 77441
Product Number: 7481-0034
Pressure Rating: 10,000 psi
Weight: 37 lbs



1-1/2 HP 115 VOLT AC PUMP

High speed. Recommended for stationary applications only.

Part Number: 77442
Product Number: 7481-0035
Pressure Rating: 10,000 psi
Weight: 87 lbs



SHOP AIR PUMP

Works off standard shop air (90 psi). Economical, convenient and versatile for use wherever 90 psi compressed air is available.

Part Number: 77820
Product Number: 7481-0002
Pressure Rating: 10,000 psi
Weight: 12 lbs



HAND PUMP

No power source needed. Economical, convenient and portable for use anywhere. Make factory-quality assemblies in the field to minimize downtime.

Part Number: 77821
Product Number: 7481-0006
Pressure Rating: 10,000 psi
Weight: 28 lbs

SHOP SETUP KITS

Gates now offers set-up kits for our most popular Crimpers. These kits have all the tools and accessories you'll need to get started making factory-quality hose assemblies. With our expertly optimized hydraulics line and Gates' exceptional resources, your shop can grow revenue by supporting a wide range of specialized customers for all their crimping needs.



PC 707 SHOP SET-UP KIT

Part Number: 70398
Product Number: 7480-0019

Kit includes:

- Power Crimp 707 Crimper
- Power Crimp 707 Pump
- Workbench
- Die Sets
  - 721 (1/4")
  - 722 (3/8")
  - 733 (1/2")
  - 734 (5/8")
  - 735 (3/4")
  - 737 (1")
- Notched Die Cone
- Die Cone Handle



MOBILECRIMP™ 4-20 SHOP SET UP KIT

Part Number: 70346
Product Number: 7480-0020

Kit includes:

- MC 4-20 Digital Dial Crimper (Includes Carry Case)
- MobileCrimp 4-20 Shop Air Pump
- Die Sets
  - MC21 (1/4")
  - MC22 (3/8")
  - MC33 (1/2")
  - MC34 (5/8")
  - MC35 (3/4")
  - MC37 (1")

HOSE/CPLG. SELECTION
EQUIPMENT
HOSE SPECIFICATION
GLOBALSPIRAL COUPLINGS
STAINLESS STEEL SPIRAL COUPLINGS
MEGACRIMP COUPLINGS
STAINLESS STEEL BRAID COUPLINGS
POWER CRIMP COUPLINGS
FIELD ATTACHABLE - TYPE T COUPLINGS
FIELD ATTACHABLE - C5 COUPLINGS
FIELD ATTACHABLE - LOCK-ON COUPLINGS
C14 COUPLINGS & ASSEMBLIES
GLP & GL COUPLINGS
GLX COUPLINGS
PCTS THERMOPLASTIC COUPLINGS
POLARSEAL COUPLINGS (ACA, ACB, ACC)
POWER STEERING CPLGS. & TOC ASSEMBLIES
ADAPTERS
QUICK DISCONNECT COUPLERS
BALL VALVES
LIVE SWIVELS
ACCESSORIES
AIR BRAKE CPLGS. & ASSEMBLIES
KITS
BRASS

HOSE/CPLG. SELECTION
EQUIPMENT
HOSE SPECIFICATION
GLOBALSPIRAL COUPLINGS
STAINLESS STEEL SPIRAL COUPLINGS
MEGACRIMP COUPLINGS
STAINLESS STEEL BRAID COUPLINGS
POWER CRIMP COUPLINGS
FIELD ATTACHABLE - TYPE T COUPLINGS
FIELD ATTACHABLE - C5 COUPLINGS
FIELD ATTACHABLE - LOCK-ON COUPLINGS
C14 COUPLINGS & ASSEMBLIES
GLP & GL COUPLINGS
GLX COUPLINGS
PCTS THERMOPLASTIC COUPLINGS
POLARSEAL COUPLINGS (ACA, ACB, ACC)
POWER STEERING CPLGS. & TOC ASSEMBLIES
ADAPTERS
QUICK DISCONNECT COUPLERS
BALL VALVES
LIVE SWIVELS
ACCESSORIES
AIR BRAKE CPLGS. & ASSEMBLIES
KITS
BRASS

POWER CRIMP™ 707 CRIMPER

Gates Power Crimp™ 707 is the most reliable, yet simplest crimper made. It was the first crimper with electronic digital readout to indicate gauge setting. The toughest part about using the 707 is pushing a button. It takes just a few seconds to make factory-quality hose assemblies. Crimps most hydraulic hose from low pressure return lines to extremely high-pressure spirals, from 3/16" to 1-1/4" I.D. Crimps straight and bent tube couplings, plus 45° and 90° block types. Can also be adapted for use as a power swager.

Part Number: 77700
Product Number: 7480-0043



SPECIFICATIONS

Standard PC707 without die sets wired for 115V (includes die backup ring and a no-notched cone).

Production Rate: 100 assemblies per hour (using 1/2" I.D. two-wire straight thread assemblies).
Dimensions: 13" wide by 12" deep by 26-1/2" high.
Weight: 214 lbs
PC707 230V Converter Kit: Converts crimper and pump

Part Number: 78760
Product Number: 7482-0499
(Includes asterisk items in Parts List along with Grease and G60285-0808 8MB-8FPX adapter)

POWER CRIMP 707 DIE SELECTION

FOR MEGACRIMP™ (G25) COUPLINGS

	HOSE SIZES						
Hose Type	**1/4"**	**3/8"**	**1/2"**	**5/8"**	**3/4"**	**1"**	**1-1/4"**
M3K	721 or 731	722 or 732	733	734	735	737	–
M2T	721 or 731	722 or 732	733	734	735	737	720
MXT	721 or 731	722 or 732	733	734	735	737	720
MXG4K	721 or 731	722 or 732	733	734	735	–	–
MXT	721 or 731	722 or 732	733	734	735	737*	–
MXG4K	--	722 or 732	733	734	735	–	–
MXG5K-XTP	--	732	733	--	--	--	--

FOR GLOBALSPIRAL™ (G20) COUPLINGS

	HOSE SIZES						
Hose Type	**1/4"**	**3/8"**	**1/2"**	**5/8"**	**3/4"**	**1"**	**1-1/4"**
EFG6K	--	733	733	735	735	737	–
EFG5K	--	733	733	735	735	737	–
EFG4K	--	733	733	735	735	737	739
MXG4K	--	732	722MM	733 or 734	735	737*	--
MXG5K-XTP	--	732	722MM	734	734	737*	--

*Must use No-Notch Die Cone

POWER CRIMP™ 707 PUMP

The flows of two fixed displacement pumps are combined to deliver a high volume of oil at low pressure for fast transversion.



Part Number: 77810
Product Number: 7481-0023
(115 V, 230V optional, 30 amp, circuit, 1 hp, 60 cycles)
Dimensions: 12" wide by 25" deep by 12" high.
Weight: 79 lbs
Maximum Working Pressure: 4,900 psi

FOR OTHER HOSE AND COUPLING CONFIGURATIONS, REFERENCE WWW.GATES.COM/ECRIMP

POWER CRIMP™ 707 CRIMPER - CONTINUED

DIE SETS (ORDERED SEPARATELY)						
Die Set	**718M**	**720***	**722M**	**730**	**721/731**	**722/732**
Part No.	78945	78920	78946	78930	78943 / 78931	78944 / 78932
Product No.	7482-1364	7482-0920	7482-1327	7482-0930	7482-1217 / -931	7482-1218 / 932

Die Set	733	734	735	736	737*	739*
Part No.	78933	78934	78935	78936	78937	78939
Product No.	7482-0933	7482-0934	7482-0935	7482-0936	7482-0937	7482-0939

* Must Use No-Notch Die Cone.

Die Set	740	741	742	743	744	745	746
Part No.	78950	78951	78952	78953	78954	78955	78956
Product No.	7482-0947	7482-0941	7482-0942	7482-0943	7482-0944	7482-0945	7482-0946

Die Set	747	748	749	751	752	753	754
Part No.	79019	79020	79021	79027	79028	79029	79030
Product No.	7482-0050	7482-0051	7482-0052	7482-0181	7482-0183	7482-0184	7482-0192

Die Set	755	756	757	782	783	38311	73234	300
Part No.	79031	79032	79033	78579	78580	78794	78763	79011
Product No.	7482-0195	7482-0201	7482-0202	7482-1232	7482-1233	7482-1429	7482-1424	7482-0006

Die Set	400	73335	73436	73537	73638	CC-7C3	CC-7C4
Part No.	79012	78764	78765	78766	78767	78941	78942
Product No.	7482-0007	7482-1425	7482-1426	7482-1427	7482-1428	7482-1122	7482-1123

POWER CRIMP 707 PARTS		
Part No.	**Product No.**	**Description**
78240 *	7482-0126	Black Die Backup Ring
78250	7793-0000	Breather Cap
78252	7482-0442	Micro Switch
78320	7482-0172	Die Grease
78478	7482-0789	Die Cage
78717	7482-0054	Crimp Switch
78718	7482-0105	Piston Seal Assembly
78719	7482-0106	Piston Rod
78722	7482-0109	Piston Rod Guide
78723	7482-0110	Base Plate
78724	7482-0111	Tie Rod
78725	7482-0112	Pusher Cup
78728	7482-0116	Cylinder And Top Plate
78729	7482-0118	Spring Anchor
78730 *	7482-0119	Mounting Bracket
78732	7482-0147	Piston And Rod O-Ring
78734	7482-0229	Actuator Rod
78736	7482-0239	Die Cone With Notch
78739	7482-0277	Switch Box With Cord
78740	7482-0280	Digital Meter PC707
78745 *	7482-0289	Hose Assembly
78746 *	7482-0291	Magnet
78747 *	7482-0297	Die Cone (No Notch)
78749	7482-1672	¼" X ⅜" Die Screw
78751	7482-6959	Piston Return Spring
78754	7482-0747	115v Cord Assembly
78757	7482-1095	Seal Kit
78760	7482-0499	230v Converter Kit
78940	7482-0940	Die Cage Halves For 739

*Included with initial crimper purchase

HOSE/CPLG. SELECTION
EQUIPMENT
HOSE SPECIFICATION
GLOBALSPIRAL COUPLINGS
STAINLESS STEEL SPIRAL COUPLINGS
MEGACRIMP COUPLINGS
STAINLESS STEEL BRAID COUPLINGS
POWER CRIMP COUPLINGS
FIELD ATTACHABLE - TYPE T COUPLINGS
FIELD ATTACHABLE - C5 COUPLINGS
FIELD ATTACHABLE - LOCK-ON COUPLINGS
C14 COUPLINGS & ASSEMBLIES
GLP & GL COUPLINGS
GLX COUPLINGS
PCTS THERMOPLASTIC COUPLINGS
POLARSEAL COUPLINGS (ACA, ACB, ACC)
POWER STEERING CPLGS. & TOC ASSEMBLIES
ADAPTERS
QUICK DISCONNECT COUPLERS
BALL VALVES
LIVE SWIVELS
ACCESSORIES
AIR BRAKE CPLGS. & ASSEMBLIES
KITS
BRASS

GC™ 20 CORTEX™ CRIMPER

Gates® GC™ 20 with Gates® Cortex™ Intelligence is a process automation platform that demystifies high-pressure hydraulics at the push of a button. This digital crimping innovation gives even the newest operators the capability to safely crimp assemblies by combining an easy-to-use interface with real-time connectivity. Crimp settings are accessed with the touch of a button for error-free crimping via an intuitive digital interface that aligns with the expectations of the next-generation workforce. The GC™ 20 Cortex™ offers cloud connectivity and system integration on a baseline crimper —an industry-first innovation.

FEATURES

- Crimps ⅛" to ¼" wire braid; ⅜" to 1-¼" four spiral wire hose.
- Requires hydraulic pump; compatible with existing PC707 pumps .
- Uses standard Gates dies (700-Series dies) .
- Vertical captive loading .
- 115V / 220V.
- Bench mount .
- 12" W x 12" D x 28" H.
- Uses NEMA L-6-20 Plug.



SPECIFICATIONS

Part Number: 70446
Product Number: 7480-0009
(Includes asterisk items in Parts List along with Caliper, Grease, G60285-0808 8MB-8FPX and G60301-0406 4MB-6MJ adapters)

PC 707 Conversion Kit: 70445
Product Number: 7480-0011

GC™ 20 DIE SELECTION

FOR MEGACRIMP™ (G25) COUPLINGS

	HOSE SIZES						
Hose Type	1/4"	3/8"	1/2"	5/8"	3/4"	1"	1-1/4"
M3K	721 or 731	722 or 732	733	734	735	737	–
M2T	721 or 731	722 or 732	733	734	735	737	720
MXT	721 or 731	722 or 732	733	734	735	737	720
MXG4K	721 or 731	722 or 732	733	734	735	–	–
MXT	721 or 731	722 or 732	733	734	735	737*	–
MXG4K	--	722 or 732	733	734	735	–	–
MXG5K-XTP	--	732	733	--	--	--	--

FOR GLOBALSPIRAL™ (G20) COUPLINGS

	HOSE SIZES						
Hose Type	1/4"	3/8"	1/2"	5/8"	3/4"	1"	1-1/4"
EFG6K	--	733	733	735	735	737	–
EFG5K	--	733	733	735	735	737	–
EFG4K	--	733	733	735	735	737	739
MXG4K	--	732	722MM	733 or 734	735	737*	--
MXG5K-XTP	--	732	722MM	734	734	737*	--

*Must use No-Notch Die Cone

FOR OTHER HOSE AND COUPLING CONFIGURATIONS, REFERENCE WWW.GATES.COM/ECRIMP

GC™ 20 CORTEX™ CRIMPER - CONTINUED

DIE SETS (ORDERED SEPARATELY)						
Die Set	**718M**	**720***	**722M**	**730**	**721/731**	**722/732**
Part No.	78945	78920	78946	78930	78943 / 78931	78944 / 78932
Product No.	7482-1364	7482-0920	7482-1327	7482-0930	7482-1217 / -931	7482-1218 / 932

Die Set	733	734	735	736	737*	739*
Part No.	78933	78934	78935	78936	78937	78939
Product No.	7482-0933	7482-0934	7482-0935	7482-0936	7482-0937	7482-0939

* Must Use No-Notch Die Cone.

Die Set	740	741	742	743	744	745	746
Part No.	78950	78951	78952	78953	78954	78955	78956
Product No.	7482-0947	7482-0941	7482-0942	7482-0943	7482-0944	7482-0945	7482-0946

Die Set	747	748	749	751	752	752	754
Part No.	79019	79020	79021	79027	79028	79029	79030
Product No.	7482-0050	7482-0051	7482-0052	7482-0181	7482-0183	7482-0184	7482-0192

Die Set	755	756	757	782	783	38311	73234
Part No.	79031	79032	79033	78579	78580	78794	78763
Product No.	7482-0195	7482-0201	7482-0202	7482-1232	7482-1233	7482-1429	7482-1424

Die Set	73335	73436	73537	73638	CC-7C3	CC-7C4
Part No.	78764	78765	78766	78767	78941	78942
Product No.	7482-1425	7482-1426	7482-1427	7482-1428	7482-1122	7482-1123

GC™ 20 PARTS		
Part No.	**Product No.**	**Description**
70438*	7482-0300	Assembly (Return Line)
70441*	7482-0041	GC20 Cortex Solenoid Kit
70442*	7482-0042	GC20 Cortex Sensor Assembly
70443	7482-0043	GC20 Cortex Tablet
70444*	7482-0044	G20 Cortex Electrical Housing Kit
70453	7482-0135	Face Plate Cover
70456	7482-0137	Screen Protector
78079*	7482-0048	GC20 Cortex Tablet Case
78089*	7482-0049	GC20 Cortex Red Shroud
78240*	7482-0126	Black Die Backup Ring
78570*	7482-0088	GC20 Cortex Tablet Screen Protector
78571*	7482-0092	GC20 Cortex Die Cone Handle
78572	7482-0095	Electrical Housing
78719*	7482-0106	Piston Rod
78720*	7482-0107	Spring Anchor Channel
78722*	7482-0109	Piston Rod Guide
78723*	7482-0110	Base Plate
78724*	7482-0111	Tie Rod
78725*	7482-0112	Pusher Cup
78728*	7482-0116	Cylinder And Top Plate
78730*	7482-0119	Mounting Bracket
78745*	7482-0289	Hose Assembly (Pressure Line)
78746*	7482-0291	Magnet
78747*	7482-0297	Die Cone (No Ntch)
78751*	7482-6959	Piston Return Spring

*Included with initial crimper purchase

HOSE/CPLG. SELECTION
EQUIPMENT
HOSE SPECIFICATION
GLOBALSPIRAL COUPLINGS
STAINLESS STEEL SPIRAL COUPLINGS
MEGACRIMP COUPLINGS
STAINLESS STEEL BRAID COUPLINGS
POWER CRIMP COUPLINGS
FIELD ATTACHABLE - TYPE T COUPLINGS
FIELD ATTACHABLE - C5 COUPLINGS
FIELD ATTACHABLE - LOCK-ON COUPLINGS
C14 COUPLINGS & ASSEMBLIES
GLP & GL COUPLINGS
GLX COUPLINGS
PCTS THERMOPLASTIC COUPLINGS
POLARSEAL COUPLINGS (ACA, ACB, ACC)
POWER STEERING CPLGS. & TOC ASSEMBLIES
ADAPTERS
QUICK DISCONNECT COUPLERS
BALL VALVES
LIVE SWIVELS
ACCESSORIES
AIR BRAKE CPLGS. & ASSEMBLIES
KITS
BRASS

HOSE/CPLG. SELECTION
EQUIPMENT
HOSE SPECIFICATION
GLOBALSPIRAL COUPLINGS
STAINLESS STEEL SPIRAL COUPLINGS
MEGACRIMP COUPLINGS
STAINLESS STEEL BRAID COUPLINGS
POWER CRIMP COUPLINGS
FIELD ATTACHABLE - TYPE T COUPLINGS
FIELD ATTACHABLE - C5 COUPLINGS
FIELD ATTACHABLE - LOCK-ON COUPLINGS
C14 COUPLINGS & ASSEMBLIES
GLP & GL COUPLINGS
GLX COUPLINGS
PCTS THERMOPLASTIC COUPLINGS
POLARSEAL COUPLINGS (ACA, ACB, ACC)
POWER STEERING CPLGS. & TOC ASSEMBLIES
ADAPTERS
QUICK DISCONNECT COUPLERS
BALL VALVES
LIVE SWIVELS
ACCESSORIES
AIR BRAKE CPLGS. & ASSEMBLIES
KITS
BRASS

GC™ 32 FLEX CRIMPER

Designed for low volume shop production, this crimper makes 2" assemblies accessible for small to medium sized operations. The digital tablet command interface with continuously updated eCrimp™ specifications enables precise, efficient and error-free crimping. Even in remote environments, this crimper flexes its portability via built-in forklift slots and user-supplied pump capability.

FEATURES

- Crimps 3/16" to 2" wire braid; 3/8" to 2" six spiral wire hose.
- Includes tablet information unit.
- Access for large elbows and long drops.
- Quick change die sets installed without press operation.
- Color coded dies.
- Horizontal feed.
- Head only unit is compatible with any 10,000 PSI power unit (Minimum 2 liter pump reservoir).
- 18"H x 29"W x 25"D.
- Crimper stand and die rack available (see GC Flex Parts listing for part numbers).
- Plug is a NEMA L6-20P (2 Pole 3-Wire 20A/250V Twist Lock).



SPECIFICATIONS

Part Number: 78818
Product Number: 7480-7009

(Includes Quick Change Tool, Digital Calipers, Grease, Die Retainer Spare & Adjustment Kit)

PUMP (SOLD SEPARATELY)

Pairs nicely with 1-1/2 HP 115 Volt AC Pump
Part Number: 77442
Product Number: 7481-0035

GC™ 32 FLEX DIE SELECTION

FOR MEGACRIMP™ (G25) COUPLINGS

HOSE SIZES							
Hose Type	**1/4"**	**3/8"**	**1/2"**	**5/8"**	**3/4"**	**1"**	**1-1/4"**
M3K	32-21 or 32-31	32-22 or 32-32	32-33	32-34	32-35	32-37	–
M2T	32-21 or 32-31	32-22 or 32-32	32-33	32-34	32-35	32-37	32-38
G1	32-21 or 32-31	32-22 or 32-32	32-33	32-34	32-35	32-37	32-39
MXT	32-21 or 32-31	32-22 or 32-32	32-33	32-34	32-35	32-37	–
MXG4K-XTP	--	32-22 or 32-32	32-33	32-34	32-35	--	--
MXG5K-XTP	--	32-32	32-33	--	--	--	--

FOR GLOBALSPIRAL™ (G20) COUPLINGS

HOSE SIZES							
Hose Type	**1/4"**	**3/8"**	**1/2"**	**5/8"**	**3/4"**	**1"**	**1-1/4"**
EFG6K	--	32-33	32-33	32-35	32-35	32-37	32-310L
EFG5K	--	32-33	32-33	32-35	32-35	32-37	32-310L
EFG4K	--	32-33	32-33	32-35	32-35	32-37	32-39
MXG4K-XTP	--	32-32	32-22MM	32-33 or 32-34	32-35	32-37	--
MXG5K-XTP	--	32-32	32-22MM	32-34	32-34	32-37	--

FOR GSP (G22) & GSM (G23, G24) COUPLINGS

HOSE SIZES		
Hose Type	**1-1/2"**	**2"**
EFG6K	32-311	32-314
EFG5K	32-311	32-314
EFG3K	32-311	32-313
G1H	32-310(L)	32-313
G2H	32-310(L)	32-312

FOR LIFEGUARD™ SLEEVING

1/4"	3/8"	1/2"	5/8"	3/4"	1"
32-3234	32-3335	32-3436	32-3537	32-3638	32-38311

FOR OTHER HOSE AND COUPLING CONFIGURATIONS, REFERENCE WWW.GATES.COM/ECRIMP

GC™ 32 FLEX CRIMPER - CONTINUED

DIE SETS (ORDERED SEPARATELY)							
Die Set	**740**	**741**	**742**	**743**	**744**	**745**	**746**
Part No.	78676	78789	78860	78861	78677	--	78862
Product No.	7482-7205	7482-7209	7482-7128	7482-7129	7482-7206	7482-7225	7482-7130

Die Set	**747**	**748**	**749**	**751**	**752**	**752**
Part No.	78581	78863	78864	78865	78866	78867
Product No.	7482-7178	7482-7131	7482-7132	7482-7133	7482-7134	7482-7135

Die Set	**32-38**	**32-39**	**32-40**	**32-41**	**32-42**	**32-43**	**32-44**
Part No.	78868	78869	78875	78876	78877	78878	78879
Product No.	7482-7136	7482-7137	7482-7143	7482-7144	7482-7145	7482-7146	7482-7147

Die Set	**32-45**	**32-46**	**32-72**	**32-81**	**32-82**	**32-83**
Part No.	78889	78880	78672	78881	78882	78883
Product No.	7482-7157	7482-7148	7482-7201	7482-7149	7482-7150	7482-7151

Die Set	**32-84**	**32-85**	**32-86**	**32-300**	**32-310L**	**32-311**	**32-312**
Part No.	78884	78885	78886	--	78870	78871	78872
Product No.	7482-7152	7482-7153	7482-7154	7482-7225	7482-7138	7482-7139	7482-7140

Die Set	**32-313**	**32-314**	**32-3234**	**32-3335**	**32-3436**	**32-3537**
Part No.	78873	78874	78792	78790	78791	78776
Product No.	7482-7141	7482-7142	7482-1419	7482-1420	7482-1421	7482-1430

Die Set	**32-3638**	**32-38311**
Part No.	78777	78786
Product No.	7482-1431	7482-1443

GC™ 32 FLEX PARTS		
Part No.	**Product No.**	**Description**
78029	7482-0097	GC™ 16/GC™ 32 Flex Dial Knob
78087	7482-0123	TSi Conversion Power Unit
78241	7369-0322	Digital Dial Calipers (W/Notch)
78320	7482-0172	Die Grease
78345	7480-0017	Stand
78516	7482-0143	Fixed Adjustable Holder & Tablet
78529	7482-0177	Die Retentention Plates (SN Above TSi 0814P19)
78537	7482-0150	Power Unit Manifold
78546	7482-0151	Power Unit Hose
78547	7482-0153	Kicker
78557	7482-0155	Cylinder End Cap
78566	7482-0156	Roller Support Bearing
78576	7482-0158	Dial Indicator
78830	7480-7003	Die Rack
78836	7482-7104	Quick Change Tool (QCT)
78843	7482-7111	Foot Pedal
78856	7482-7124	Die Tub
78907	7482-7175	Breather Cap
78927	7482-7196	Oil Filter Element
79004	7482-7244	Power Cable Set

HOSE/CPLG. SELECTION
EQUIPMENT
HOSE SPECIFICATION
GLOBALSPIRAL COUPLINGS
STAINLESS STEEL SPIRAL COUPLINGS
MEGACRIMP COUPLINGS
STAINLESS STEEL BRAID COUPLINGS
POWER CRIMP COUPLINGS
FIELD ATTACHABLE - TYPE T COUPLINGS
FIELD ATTACHABLE - C5 COUPLINGS
FIELD ATTACHABLE - LOCK-ON COUPLINGS
C14 COUPLINGS & ASSEMBLIES
GLP & GL COUPLINGS
GLX COUPLINGS
PCTS THERMOPLASTIC COUPLINGS
POLARSEAL COUPLINGS (ACA, ACB, ACC)
POWER STEERING CPLGS. & TOC ASSEMBLIES
ADAPTERS
QUICK DISCONNECT COUPLERS
BALL VALVES
LIVE SWIVELS
ACCESSORIES
AIR BRAKE CPLGS. & ASSEMBLIES
KITS
BRASS

GC™ 32 FLEX TSI™ CRIMPER

GC ™ 32 FLEX TSi ™ with integrated two-stage power unit enables precision crimping for all Gates production hoses up to 2". The machine is operated from a command interface which connects to the controller via Bluetooth. The precision contactless digital position sensor ensures the GC ™ 32 FLEX TSi ™ can achieve accurate and consistent hose assemblies at effective speeds.

FEATURES

- Crimps 3⁄16" to 2" wire braid; 3⁄8" to 2" six spiral wire hose.
- Smart technology tablet command interface.
- Access for large elbows and long drops.
- Quick change tool (QCT).
- Color coded dies.
- Horizontal feed.
- 18"H x 29"W x 25"D.
- Crimper stand and die rack sold separately.
- Uses NEMA L6-20P (2 Pole 3-Wire 20A/250V Twist Lock) Plug.



Part Number: 78395
Product Number: 7480-0013
(Includes asterisk items in Parts List along with Digital Calipers, Grease, Die Retainer Spare & Adjustment Kit)

GC™ 32 FLEX TSi™ DIE SELECTION

FOR MEGACRIMP™ (G25) COUPLINGS

HOSE SIZES							
Hose Type	1/4"	3/8"	1/2"	5/8"	3/4"	1"	1-1/4"
M3K	32-21 or 32-31	32-22 or 32-32	32-33	32-34	32-35	32-37	–
M2T	32-21 or 32-31	32-22 or 32-32	32-33	32-34	32-35	32-37	32-38
G1	32-21 or 32-31	32-22 or 32-32	32-33	32-34	32-35	32-37	32-39
MXT	32-21 or 32-31	32-22 or 32-32	32-33	32-34	32-35	32-37	32-39

FOR GLOBALSPIRAL™ (G20) COUPLINGS

HOSE SIZES						
Hose Type	3/8"	1/2"	5/8"	3/4"	1"	1-1/4"
EFG6K	32-33	32-33	32-35	32-35	32-37	32-310L
EFG5K	32-33	32-33	32-35	32-35	32-37	32-310L
EFG4K	32-33	32-33	32-35	32-35	32-37	32-39

FOR GSP (G22) & GSM (G23, G24) COUPLINGS

HOSE SIZES		
Hose Type	1-1/2"	2"
EFG6K	32-311	32-314
EFG5K	32-311	32-314
EFG3K	32-311	32-313
G1H	32-310(L)	32-313
G2H	32-310(L)	32-312

FOR LIFEGUARD™ SLEEVING

1/4"	3/8"	1/2"	5/8"	3/4"	1"
32-3234	32-3335	32-3436	32-3537	32-3638	32-38311

FOR OTHER HOSE AND COUPLING CONFIGURATIONS, REFERENCE WWW.GATES.COM/ECRIMP

GC™ 32 FLEX TSI™ CRIMPER - CONTINUED

DIE SETS (ORDERED SEPARATELY)							
Die Set	**32-18M**	**32-20**	**32-21**	**32-22**	**32-22M**	**32-30**	**32-31**
Part No.	78676	78789	78860	78861	78677	--	78862
Product No.	7482-7205	7482-7209	7482-7128	7482-7129	7482-7206	7482-7225	7482-7130

Die Set	32-32	32-33	32-34	32-35	32-36	32-37
Part No.	78581	78863	78864	78865	78866	78867
Product No.	7482-7178	7482-7131	7482-7132	7482-7133	7482-7134	7482-7135

Die Set	32-38	32-39	32-40	32-41	32-42	32-43	32-44
Part No.	78868	78869	78875	78876	78877	78878	78879
Product No.	7482-7136	7482-7137	7482-7143	7482-7144	7482-7145	7482-7146	7482-7147

Die Set	32-45	32-46	32-72	32-81	32-82	32-83
Part No.	78889	78880	78672	78881	78882	78883
Product No.	7482-7157	7482-7148	7482-7201	7482-7149	7482-7150	7482-7151

Die Set	32-84	32-85	32-86	32-300	32-310L	32-311	32-312
Part No.	78884	78885	78886	--	78870	78871	78872
Product No.	7482-7152	7482-7153	7482-7154	7482-7225	7482-7138	7482-7139	7482-7140

Die Set	32-313	32-314	32-3234	32-3335	32-3436	32-3537
Part No.	78873	78874	78792	78790	78791	78776
Product No.	7482-7141	7482-7142	7482-1419	7482-1420	7482-1421	7482-1430

Die Set	32-3638	32-38311
Part No.	78777	78786
Product No.	7482-1431	7482-1443

GC™ 32 FLEX TSI™ PARTS		
Part No.	**Product No.**	**Description**
78077	7482-7260	Mirror
78087	7482-0123	Power Unit
78241	7369-0322	Digital Dial Calipers (W/Notch)
78320	7482-0172	Die Grease
78345	7480-0017	Stand
78528	7482-0148	Charging Adjustable Holder & Tablet
78529	7482-0177	Die Retentention Plates (2 ea per set)
78537	7482-0150	Power Unit Manifold
78546	7482-0151	Power Unit Hose
78547	7482-0153	Kicker
78557	7482-0155	Cylinder End Cap
78566	7482-0156	Roller Support Bearing
78576	7482-0158	Dial Indicator
78830	7480-7003	Die Rack
78836*	7482-7104	Quick Change Tool (QCT)
78843*	7482-7111	Foot Pedal
78856	7482-7124	Die Tub
78907	7482-7175	Breather Cap
78927	7482-7196	Oil Filter Element
78994	7482-7234	Control Box Assembly
78998	7482-7238	Linear Potentiometer (75mm)
78999	7482-7239	Proportional Relief Valve
79001	7482-7241	Foam Fillers
79004	7482-7244	Power Cable Set
79006	7482-7246	QCT Repair Kit

*Included with initial crimper purchase

HOSE/CPLG. SELECTION
EQUIPMENT
HOSE SPECIFICATION
GLOBALSPIRAL COUPLINGS
STAINLESS STEEL SPIRAL COUPLINGS
MEGACRIMP COUPLINGS
STAINLESS STEEL BRAID COUPLINGS
POWER CRIMP COUPLINGS
FIELD ATTACHABLE - TYPE T COUPLINGS
FIELD ATTACHABLE - C5 COUPLINGS
FIELD ATTACHABLE - LOCK-ON COUPLINGS
C14 COUPLINGS & ASSEMBLIES
GLP & GL COUPLINGS
GLX COUPLINGS
PCTS THERMOPLASTIC COUPLINGS
POLARSEAL COUPLINGS (ACA, ACB, ACC)
POWER STEERING CPLGS. & TOC ASSEMBLIES
ADAPTERS
QUICK DISCONNECT COUPLERS
BALL VALVES
LIVE SWIVELS
ACCESSORIES
AIR BRAKE CPLGS. & ASSEMBLIES
KITS
BRASS

GC™ 32 TSI™ CRIMPER

There's no room for error when replacing hydraulic hose assemblies. Gates GC™ 32 TSi innovative "smart" crimper leaves nothing to chance. All the necessary tools and information reside on-board to crimp rock-solid, leak-free, factory-quality hose assemblies. Gates GC™ 32 TSi crimper features a touch-screen control panel for easy navigation. It links to Gates eCrimp™ database for up-to-the-minute crimp specifications and optimal hose/coupling selection. Advanced functionality such as pinch decompression, precision crimp diameter measurement, machined die retention plates with a simple die loading system, and a self-lubricating crimper head assist the operator in building factory-quality assemblies that meet Gates stringent crimping specifications.

FEATURES

- Crimps 3/16" to 2" wire braid; 3/8" to 2" six spiral wire hose; 2-1/2" low pressure hose.
- Touch screen simplifies hose and coupling selection.
- Precision crimps without looking up data or adjusting crimper settings.
- After crimp is complete, pinch decompression mode verifies crimp O.D. is within tolerance.
- Controller is updated where wireless internet is available, or via thumb drive.
- All the necessary tools and information reside on-board to crimp, leak-free, factory-quality hydraulic hose assemblies.
- Rack and stand sold separately.
- Uses NEMA L6-20 plug.



Part Number: 78827
Product Number: 7480-7004
(Includes asterisk items in Parts List along with Caliper and Grease)

SPECIFICATIONS

Dimensions: 23" W X 19-1/2" D X 37" H
Weight: 557.4 lbs
Motor: 5 hp
Pump: 2-stage
Power Source: 208-260V, 50-60 hz, 1 phase and 20 amp

STAND

Part Number: 78829
Product Number: 7480-7002
Dimensions: 31-3/4" W X 16-1/2" D X 25-1/2" H

DIE RACK

Part Number: 78830
Product Number: 7480-7003

GC™ 32 TSi DIE SELECTION

FOR MEGACRIMP™ (G25) COUPLINGS

HOSE SIZES							
Hose Type	1/4"	3/8"	1/2"	5/8"	3/4"	1"	1-1/4"
M3K	32-21 or 32-31	32-22 or 32-32	32-33	32-34	32-35	32-37	–
M2T	32-21 or 32-31	32-22 or 32-32	32-33	32-34	32-35	32-37	32-38
G1	32-21 or 32-31	32-22 or 32-32	32-33	32-34	32-35	32-37	32-39
MXT	32-21 or 32-31	32-22 or 32-32	32-33	32-34	32-35	32-37	–

FOR GLOBALSPIRAL™ (G20) COUPLINGS

HOSE SIZES						
Hose Type	3/8"	1/2"	5/8"	3/4"	1"	1-1/4"
EFG6K	32-33	32-33	32-35	32-35	32-37	32-310L
EFG5K	32-33	32-33	32-35	32-35	32-37	32-310L
EFG4K	32-33	32-33	32-35	32-35	32-37	32-39

FOR GSP (G22) & GSM (G23, G24) COUPLINGS

HOSE SIZES		
Hose Type	1-1/2"	2"
EFG6K	32-311	32-314
EFG5K	32-311	32-314
EFG3K	32-311	32-313
G1H	32-310(L)	32-313
G2H	32-310(L)	32-312

FOR LIFEGUARD™ SLEEVING

1/4"	3/8"	1/2"	5/8"	3/4"	1"
32-3234	32-3335	32-3436	32-3537	32-3638	32-38311

FOR OTHER HOSE AND COUPLING CONFIGURATIONS, REFERENCE WWW.GATES.COM/ECRIMP

GC™ 32 TSI™ CRIMPER - CONTINUED

DIE SETS (ORDERED SEPARATELY)							
Die Set	**32-18M**	**32-20**	**32-21**	**32-22**	**32-322M**	**32-31**	**32-32**
Part No.	78676	78789	78860	78861	78677	78862	78581
Product No.	7482-7205	7482-7209	7482-7128	7482-7129	7482-7206	7482-7130	7482-7178

Die Set	32-33	32-34	32-35	32-36	32-37	32-38
Part No.	78863	78864	78865	78866	78867	78868
Product No.	7482-7131	7482-7132	7482-7133	7482-7134	7482-7135	7482-7136

Die Set	32-39	32-40D	32-41	32-42	32-43	32-44	32-45
Part No.	78869	78875	78876	78877	78878	78879	78889
Product No.	7482-7137	7482-7143	7482-7144	7482-7145	7482-7146	7482-7147	7482-7157

Die Set	32-46	32-72	32-81	32-82	32-83	32-84
Part No.	78880	78672	78881	78882	78883	78884
Product No.	7482-7148	7482-7201	7482-7149	7482-7150	7482-7151	7482-7152

Die Set	32-85	32-86	32-310L	32-311	32-312	32-313	32-314
Part No.	78885	78886	78870	78871	78872	78873	78874
Product No.	7482-7153	7482-7154	7482-7138	7482-7139	7482-7140	7482-7141	7482-7142

Die Set	32-3234	32-3335	32-3436	32-3537	32-3638	32-38311
Part No.	78792	78790	78791	78776	78777	78786
Product No.	7482-1419	7482-1420	7482-1421	7482-1430	7482-1431	7482-1443

GC™ 32 TSi™ PARTS		
Part No.	**Product No.**	**Description**
78047	7482-7247	Power Supply
78072	7482-7257	Die Retainer Replacement Right
78073	7482-7258	Die Retainer Replacement Left
78077	7482-7260	Mirror Assembly
78098	7482-7256	Replacement Panel With Bezel
78320	7482-0172	Die Grease
78529	7482-0177	Die Retention Kit (SN Above TSi 0814P)
78597	7482-0211	Bluetooth Communication Module
78829	7480-7002	Stand
78830	7480-7003	Die Rack (Qty 2)
78836*	74827104	QC Tool
78843*	74827111	Foot Pedal
78963	7482-0125	3 Phase Conversion
78948	7482-0127	Adjustable Bezel
78949	7482-0129	Kicker
78962	7482-0130	Samsung Charge Cables
78994	7482-7234	Control Box Assembly
78997	7482-7237	Die Retention Kit (SN Below TSi 0814P)
78998	7482-7238	Linear Potentiometer (75mm)
79001	7482-7241	Foam Fillers
79002*	7482-7242	Calibration Tool
79006	7482-7246	QTC Repair Kit

*Included with initial crimper purchase

HOSE/CPLG. SELECTION
EQUIPMENT
HOSE SPECIFICATION
GLOBALSPIRAL COUPLINGS
STAINLESS STEEL SPIRAL COUPLINGS
MEGACRIMP COUPLINGS
STAINLESS STEEL BRAID COUPLINGS
POWER CRIMP COUPLINGS
FIELD ATTACHABLE - TYPE T COUPLINGS
FIELD ATTACHABLE - C5 COUPLINGS
FIELD ATTACHABLE - LOCK-ON COUPLINGS
C14 COUPLINGS & ASSEMBLIES
GLP & GL COUPLINGS
GLX COUPLINGS
PCTS THERMOPLASTIC COUPLINGS
POLARSEAL COUPLINGS (ACA, ACB, ACC)
POWER STEERING CPLGS. & TOC ASSEMBLIES
ADAPTERS
QUICK DISCONNECT COUPLERS
BALL VALVES
LIVE SWIVELS
ACCESSORIES
AIR BRAKE CPLGS. & ASSEMBLIES
KITS
BRASS

HOSE/CPLG. SELECTION
EQUIPMENT
HOSE SPECIFICATION
GLOBALSPIRAL COUPLINGS
STAINLESS STEEL SPIRAL COUPLINGS
MEGACRIMP COUPLINGS
STAINLESS STEEL BRAID COUPLINGS
POWER CRIMP COUPLINGS
FIELD ATTACHABLE - TYPE T COUPLINGS
FIELD ATTACHABLE - C5 COUPLINGS
FIELD ATTACHABLE - LOCK-ON COUPLINGS
C14 COUPLINGS & ASSEMBLIES
GLP & GL COUPLINGS
GLX COUPLINGS
PCTS THERMOPLASTIC COUPLINGS
POLARSEAL COUPLINGS (ACA, ACB, ACC)
POWER STEERING CPLGS. & TOC ASSEMBLIES
ADAPTERS
QUICK DISCONNECT COUPLERS
BALL VALVES
LIVE SWIVELS
ACCESSORIES
AIR BRAKE CPLGS. & ASSEMBLIES
KITS
BRASS

GC™ 96 TSI - 3 CRIMPER

The GC™ 96 TSi-3 crimper is capable of crimping 3" six-wire and up to 6" I.D. industrial hose. This crimper allows distributors to make reliable and professional looking assemblies providing more value to the end user. The large crimper head allows industrial hose assemblies to be made with a variety of terminations using crimpable ferrules and sleeves. The GC™ 96 TSi-3 crimper has additional versatility since in conjunction with optional spacer dies and GC™ 32 dies; it can make Gates hydraulic hose assemblies also.

FEATURES

- Electronic touch screen control panel for fast input of crimper settings.
- Horizontal front-end feed makes crimping easier and convenient.
- 620 ton force that allows crimping of a wide variety of couplings.
- 2 speed die closure and rapid retract permits fast assembly fabrication.
- Full range die sets that enable production of a wide range of hose assemblies.
- Crimps 3/16" to 3" wire braid; 3/8" to 3" six spiral wire hose; 2-1/2" to 6" low pressure hose.



SPECIFICATIONS

Part Number: 78392
Product Number: 7480-9003
(Includes asterisk items in Parts List along with Caliper)

Dimensions: 31"H x 32" W x 16" D
Weight: 650 lbs
Power Source: 208-264V, 45-65 hz, single phase and 20 amp (Plug: NEMA L-6-20)

GC™ 96TSi DIE SELECTION

FOR MEGACRIMP™ (G25) COUPLINGS

HOSE SIZES							
Hose Type	1/4"	3/8"	1/2"	5/8"	3/4"	1"	1-1/4"
M3K	32-21 or 32-31	32-22 or 32-32	32-33	32-34	32-35	32-37	–
M2T	32-21 or 32-31	32-22 or 32-32	32-33	32-34	32-35	32-37	–
G1	32-21 or 32-31	32-22 or 32-32	32-33	32-34	32-35	32-37	32-39
MXT	32-21 or 32-31	32-22 or 32-32	32-33	32-34	32-35	32-37	–
MXG4K-XTP	--	32-22 or 32-32	32-33	32-34	32-35	–	–
MXG5K-XTP	–	32-32	32-33	–	–	–	–

FOR GLOBALSPIRAL™ (G20) COUPLINGS

HOSE SIZES							
Hose Type	1/4"	3/8"	1/2"	5/8"	3/4"	1"	1-1/4"
EFG6K	--	32-33	32-33	32-35	32-35	32-37	32-310L
EFG5K	--	32-33	32-33	32-35	32-35	32-37	32-310L
EFG4K	--	32-33	32-33	–	32-35	32-37	32-39
MXG4K-XTP	--	32-32	32-22MM	32-33 or 32-34	32-35	--	--
MXG5K-XTP	--	32-32	32-22MM	32-34	32-34	32-37	--

FOR GSP (G22) & GSM (G23, G24) COUPLINGS

HOSE SIZES		
Hose Type	1-1/2"	2"
EFG6K	32-311	32-314
EFG5K	32-311	32-314
EFG3K	32-311	32-313
G1H	32-310(L)	32-313
G2H	32-310(L)	32-312

FOR LIFEGUARD™ SLEEVING

1/4"	3/8"	1/2"	5/8"	3/4"	1"
32-3234	32-3335	32-3436	32-3537	32-3638	32-38311

DIE SETS (ORDERED SEPARATELY)							
Die Set	32-18M	32-20	32-21	32-22	32-22M	32-30	32-31
Part No.	78676	78789	78860	78861	78677	--	78862
Product No.	7482-7205	7482-7209	7482-7128	7482-7129	7482-7206	7482-7225	7482-7130

Die Set	32-32	32-33	32-34	32-35	32-36	32-37
Part No.	78581	78863	78864	78865	78866	78867
Product No.	7482-7178	7482-7131	7482-7132	7482-7133	7482-7134	7482-7135

FOR OTHER HOSE AND COUPLING CONFIGURATIONS, REFERENCE WWW.GATES.COM/ECRIMP

GC™ 96 TSI - 3 CRIMPER - CONTINUED

DIE SETS (ORDERED SEPARATELY) - CONTINUED

Die Set	32-38	32-39	32-40	32-41	32-42	32-43	32-44
Part No.	78868	78869	78875	78876	78877	78878	78879
Product No.	7482-7136	7482-7137	7482-7143	7482-7144	7482-7145	7482-7146	7482-7147

Die Set	32-45	32-46	32-72	32-81	32-82	32-83
Part No.	78889	78880	78672	78881	78882	78883
Product No.	7482-7157	7482-7148	7482-7201	7482-7149	7482-7150	7482-7151

Die Set	32-84	32-85	32-86	32-300	32-310L	32-311	32-312
Part No.	78884	78885	78886	--	78870	78871	78872
Product No.	7482-7152	7482-7153	7482-7154	7482-7225	7482-7138	7482-7139	7482-7140

Die Set	32-313	32-314	32-3234	32-3335	32-3436	32-3537
Part No.	78873	78874	78792	78790	78791	78776
Product No.	7482-7141	7482-7142	7482-1419	7482-1420	7482-1421	7482-1430

Die Set	32-3638	32-38311	GC96-87	GC96-88	GC96-89	96-610	96-611
Part No.	78777	78786	--	--	--	--	--
Product No.	7482-1431	7482-1443	7482-9087	7482-9088	7482-9089	7482-9610	7482-9611

Die Set	96-612	96-613	96-614	96-615	96-616	96-617
Part No.	--	--	--	--	--	--
Product No.	7482-9612	7482-9613	7482-9614	7482-9615	7482-9616	7482-9617

GC™ 96 TSi PARTS

Part No.	Product No.	Description
78029	7482-0097	GC™ 16 / GC™ 32 Flex Dial Knob
78077*	7482-7260	Mirror
78098	7482-7256	8" Tablet with Bezel
78086	7482-0120	Foam Fillers
78087	7482-0123	Power Unit
78241*	7369-0322	Digital Dial Calipers (W/Notch)
78320*	7482-0172	Die Grease
78516	7482-0143	Fixed Adjustable Holder & Tablet
78528	7482-0148	Charging Adjustable Holder & Tablet
78529	7482-0177	Die Retentention Plates (SN Above TSi 0814P19)
78537	7482-0150	Power Unit Manifold
78546	7482-0151	Power Unit Hose
78547	7482-0153	Kicker
78557	7482-0155	Cylinder End Cap
78566	7482-0156	Roller Support Bearing
78576	7482-0158	Dial Indicator
78597	7482-0211	Bt Module
78639	7482-7262	Die Cartridge
78640	7480-9010	Stand
78830	7480-7003	Die Rack
78836	7482-7104	QC Tool (QCT)
78843*	7482-7111	Foot Pedal
78856	7482-7124	Die Tub
78907	7482-7175	Breather Cap
78927	7482-7196	Oil Filter Element
78948	7482-0127	Adjustable Bezel
78962	7482-0130	Samsung Charge Cables
78963	7482-0125	3-Phase Conversion
78968	7482-0132	Potentiometer
78969	7482-9119	Foam Fillers
78994	7482-7234	Control Box Assembly
78997	7482-7237	Die Retention Plates (SN Below TSi 0814P19)
78998	7482-7238	Linear Potentiometer (75mm)
78999	7482-7239	Proportional Relief Valve
79002*	7482-7242	Calibration Tool
79004	7482-7244	Power Cable Set
79006	7482-7246	QTC Repair Kit
---*	7482-9181	GC96 Die Release Tool

*Included with initial crimper purchase

HOSE/CPLG. SELECTION
EQUIPMENT
HOSE SPECIFICATION
GLOBALSPIRAL COUPLINGS
STAINLESS STEEL SPIRAL COUPLINGS
MEGACRIMP COUPLINGS
STAINLESS STEEL BRAID COUPLINGS
POWER CRIMP COUPLINGS
FIELD ATTACHABLE - TYPE T COUPLINGS
FIELD ATTACHABLE - C5 COUPLINGS
FIELD ATTACHABLE - LOCK-ON COUPLINGS
C14 COUPLINGS & ASSEMBLIES
GLP & GL COUPLINGS
GLX COUPLINGS
PCTS THERMOPLASTIC COUPLINGS
POLARSEAL COUPLINGS (ACA, ACB, ACC)
POWER STEERING CPLGS. & TOC ASSEMBLIES
ADAPTERS
QUICK DISCONNECT COUPLERS
BALL VALVES
LIVE SWIVELS
ACCESSORIES
AIR BRAKE CPLGS. & ASSEMBLIES
KITS
BRASS

HOSE/CPLG. SELECTION
EQUIPMENT
HOSE SPECIFICATION
GLOBALSPIRAL COUPLINGS
STAINLESS STEEL SPIRAL COUPLINGS
MEGACRIMP COUPLINGS
STAINLESS STEEL BRAID COUPLINGS
POWER CRIMP COUPLINGS
FIELD ATTACHABLE - TYPE T COUPLINGS
FIELD ATTACHABLE - C5 COUPLINGS
FIELD ATTACHABLE - LOCK-ON COUPLINGS
C14 COUPLINGS & ASSEMBLIES
GLP & GL COUPLINGS
GLX COUPLINGS
PCTS THERMOPLASTIC COUPLINGS
POLARSEAL COUPLINGS (ACA, ACB, ACC)
POWER STEERING CPLGS. & TOC ASSEMBLIES
ADAPTERS
QUICK DISCONNECT COUPLERS
BALL VALVES
LIVE SWIVELS
ACCESSORIES
AIR BRAKE CPLGS. & ASSEMBLIES
KITS
BRASS

SC 32™ CRIMPER

The Gates SC 32™ crimper is a versatile, easy-to-use, economical machine suitable for a hard-working shop environment. It is offered in 110V and a 220V single phase version to match the shop power supply. This rugged crimper is designed for continued use to meet day-to-day shop and counter needs for crimps on hose up to 1-1/4" I.D. with occasional crimps for larger assemblies up to 2", 6-spiral hose.

FEATURES

- Crimps ⅛" to 2" wire braid; ⅜" to 2" six spiral wire hose.
- Compact design to minimize space required.
- High-ton ram force with an integrated pump.
- Pump pre-wired for 220V (1 phase) outlets.
- Come with all the base plates and spacers required to crimp up to 2" hose.



Part Number: 77500
Product Number: 7480-0070
(Includes asterisk items in Parts List along with Caliper, Grease, 70598 8M5K hose and 2 G25100-0808 8G-8MP couplings)

SPECIFICATIONS

Wired for 220V with 2 hp electric pump
Power Source: 208-230VAC, 20 amp, single phase, 60 hz
Dimensions: 16.5" wide x 32" deep x 29" high
Max. Rated Working Pressure: 10,000 psi
Max. Crimping Force: 80 tons
Weight: 435 lbs
Plug: 220VAC NEMA 6-20

SC 32™ DIE SELECTION™

FOR MEGACRIMP™ (G25) COUPLINGS

HOSE SIZES							
Hose Type	**1/4"**	**3/8"**	**1/2"**	**5/8"**	**3/4"**	**1"**	**1-1/4"**
M3K	721 or 731	722 or 732	733	734	735	737	–
M2T	721 or 731	722 or 732	733	734	735	737	720
G1	721 or 731	722 or 732	733	734	735	737	739
MXT	721 or 731	722 or 732	733	734	735	737	–
MXG4K-XTP	–	722 or 732	733	734	735	–	–
MXG5K-XTP	–	32-32	32-33	--	--	--	--

FOR GLOBALSPIRAL™ (G20) COUPLINGS

HOSE SIZES							
Hose Type	**1/4"**	**3/8"**	**1/2"**	**5/8"**	**3/4"**	**1"**	**1-1/4"**
EFG3K	--	733	733	735	735	737	–
EFG4K	--	733	733	735	735	737	–
EFG5K	--	733	733	735	735	737	310L
MXG4K-XTP	--	732	722MM	733 or 734	735	737	–
MXG5K-XTP	--	32-32	722MM	734	734	737	–

FOR GSP (G22) & GSM (G23, G24) COUPLINGS

HOSE SIZES		
Hose Type	**1-1/2"**	**2"**
EFG6K	311	–
EFG5K	311	314
EFG3K	311	313
G1H	310(L)	313
G2H	310(L)	312

FOR OTHER HOSE AND COUPLING CONFIGURATIONS, REFERENCE WWW.GATES.COM/ECRIMP

SC 32™ CRIMPER - CONTINUED

DIE SETS (ORDERED SEPARATELY)				
Die Set	**721/731**	**722/732**	**733**	**734**
Part No.	78943 / 78931	78944 / 78932	78933	78934
Product No.	7482-1217 /7482-0031	7482-1218 /7482-0032	7482-0933	7482-0934

Die Set	735	737*	720*	739*
Part No.	78935	78937	78920	78939
Product No.	7482-0935	7482-0937	7482-0920	7482-0939

Die Set	SC32-310L	SC32-311	SC32-312	SC32-313	SC32-314
Part No.	78977	78978	78979	78980	78981
Product No.	7482-1710	7482-1711	7482-1712	7482-1713	7482-1714

SC32™ PARTS		
Part No.	**Product No.**	**Description**
77504	7482-1742	Crimper Bracket
78371	7482-1055	Rubber Bumper
78476*	74820291	Magnet
78655	7482-1313	Thrust Bushing
78758	7482-0919	Stainless Steel Washer 707 Dies
78974	7482-1740	Notched Die Cone For PC707 Dies
78975*	7482-1700	Base Plate for Double Angle Dies
78976*	7482-1701	Die Cone for Double Angle Dies
78982	7482-1730	Pendant Switch
78984	7482-1732	Crimp Stop Switch
78985	7482-1733	80-Ton Cylinder
78987	7482-1735	Die Replacement Screw
78988	7482-1736	Die Spring for Double Angle Dies
78989	7482-1737	Micrometer
78990*	7482-1738	Die Cone for PC707 Dies
78991*	7482-1739	Base Plate for PC707 Dies
78992*	7482-1702	Replacement Spacer Kit

*Included with initial crimper purchase

HOSE/CPLG. SELECTION
EQUIPMENT
HOSE SPECIFICATION
GLOBALSPIRAL COUPLINGS
STAINLESS STEEL SPIRAL COUPLINGS
MEGACRIMP COUPLINGS
STAINLESS STEEL BRAID COUPLINGS
POWER CRIMP COUPLINGS
FIELD ATTACHABLE - TYPE T COUPLINGS
FIELD ATTACHABLE - C5 COUPLINGS
FIELD ATTACHABLE - LOCK-ON COUPLINGS
C14 COUPLINGS & ASSEMBLIES
GLP & GL COUPLINGS
GLX COUPLINGS
PCTS THERMOPLASTIC COUPLINGS
POLARSEAL COUPLINGS (ACA, ACB, ACC)
POWER STEERING CPLGS. & TOC ASSEMBLIES
ADAPTERS
QUICK DISCONNECT COUPLERS
BALL VALVES
LIVE SWIVELS
ACCESSORIES
AIR BRAKE CPLGS. & ASSEMBLIES
KITS
BRASS

HOSE/CPLG. SELECTION
EQUIPMENT
HOSE SPECIFICATION
GLOBALSPIRAL COUPLINGS
STAINLESS STEEL SPIRAL COUPLINGS
MEGACRIMP COUPLINGS
STAINLESS STEEL BRAID COUPLINGS
POWER CRIMP COUPLINGS
FIELD ATTACHABLE - TYPE T COUPLINGS
FIELD ATTACHABLE - C5 COUPLINGS
FIELD ATTACHABLE - LOCK-ON COUPLINGS
C14 COUPLINGS & ASSEMBLIES
GLP & GL COUPLINGS
GLX COUPLINGS
PCTS THERMOPLASTIC COUPLINGS
POLARSEAL COUPLINGS (ACA, ACB, ACC)
POWER STEERING CPLGS. & TOC ASSEMBLIES
ADAPTERS
QUICK DISCONNECT COUPLERS
BALL VALVES
LIVE SWIVELS
ACCESSORIES
AIR BRAKE CPLGS. & ASSEMBLIES
KITS
BRASS

POLARSEAL™ PORTABLE CRIMPER

Gates PolarSeal™ Portable Crimper is designed for crimping air conditioning assemblies by hand or impact wrench. The PolarSeal Portable Crimper has capability to crimp PolarSeal G45 and G47 couplings, and is intended for use with PolarSeal I and PolarSeal II refrigerant hose. Die included with the crimper have capability to crimp -6, -8, -10, and -12 PolarSeal I and PolarSeal II assemblies.

Part Number: 77716
Product Number: 7480-6599

FEATURES

- Portable hand operation, easy to change over from size to size.
- Heavy-duty construction for use with air impact wrenches.
- Crimps two-braid dimension or reduced barrier hose.
- OE-style bubble crimp.
- Quick-change dies, no tools required to change sizes.
- Lightweight for easy handling, less than six pounds.
- Capable of crimping underhood air conditioning applications.
- Includes six color-coded die sets for crimping two-braid barrier hose and reduced barrier hose.
- Removable die holder accommodates complicated shapes.
- Color-coded, urethane encased dies.
- Unit can be bench-mounted.
- Shipped in a custom carrying case with instructions.
- No electrical requirements.
- Locator flag centers ferrule in dies.



POLARSEAL DIES

Hose	Die Set Part Number	Color	Fitting Prefix	Die Number
-6 PolarSeal II	78768	Red	6ACB-	6R
-6 PolarSeal I, -8 PolarSeal II	78656	Black	6ACA-, 8ACB-	6-8R
-8 PolarSeal I	78657	Blue	8ACA-	8
-10 PolarSeal II	78769	Almond	10ACB-	10R
-10 PolarSeal I, -12 PolarSeal II	78658	Green	10ACA, 12ACB	10-12R
-12 PolarSeal I	78659	Clear	12ACA	12

POLARSEAL PARTS

Part No.	Product No.	Description
78376	7482-1060	#6 Die Carrier Black
78380	7482-1064	#8 Die Carrier Blue
78379	7482-1063	#8 Die Segment
78385	7482-1069	#12 Die Segment
78773	7482-1326	Die Carrier PSPC2 Almond
78771	7482-1324	Die Carrier PSPC2 Black
78774	7482-1328	Die Carrier PSPC2 Green
78770	7482-1307	Die Carrier PSPC2 Red

POLARSEAL™ II HOSE PLIERS

The PolarSeal™ II pliers are used to crimp the clamps on PolarSeal II (G46) couplings. The ratcheting pliers will not release until the crimp is complete, guaranteeing a proper seal. The straight jaw pliers are used when there are no obstructions to hinder crimping. The notched jaw pliers are for use in tight quarters. Use the side or the front of the pliers to complete the crimp.



RATCHETING PLIERS
Part Number: 77953
Product Number: 7369-5503



STRAIGHT JAW PLIERS
Part Number: 77952
Product Number: 7369-5502



NOTCHED JAW PLIERS
Part Number: 77951
Product Number: 7369-5501

HYDRAULIC COUPLING CABINET

CUSTOMIZED TO FIT ALL YOUR NEEDS!

Now even more versatile, these easy-to-assemble units are compactly designed to give you years of reliable service. Components are ordered individually by product number for easy customization.

1. MOBILECRIMP™ 4-20

Pre-drilled holes in mounting shelf (item #2 below) allows easy mounting of either the Positive Stop or Digital Dial MobileCrimp™ 4-20 crimper.

Safety Hint:

If the MobileCrimp 4-20 is mounted on top of the cabinet, you must:

- Use crimper mounting shelf (item #2 below)
- Bolt shelf and cabinet to wall using pre-drilled holes
- Not use the caster leg set

2. MOUNTING SHELF FOR MC 4-20 CRIMPER

Part Number: 78193
Product Number: 7484-0013

3. COUPLING CABINET WITH FOUR SLIDING SHELVES

(Two Shown)

Part Number: 78190
Product Number: 7484-0010

Shelves slide out for easy access and can hold a combination of ten 3-1/2" wide bin boxes or five 7" wide bin boxes. Unit can be stacked and bolted together as shown in illustration. Each measures 41" wide by 12" deep by 21" high.

Safety Hint: Slide open only one shelf at a time to avoid tipping.

4. STATIONARY LEGS

(Shown)

Part Number: 78191
Product Number: 7484-0011
Allows for precise leveling.



HEAVY-DUTY CASTER LEG SET

(Not Shown)

Part Number: 78192
Product Number: 7484-0012
Set consists of four heavy-duty casters, two of which can be locked.

5. BIN BOXES

Order separately in whatever combination best fits your needs. Dividers come with each bin box. Each bin box has slots to allow for maximum utilization.

Part No.	Product No.	Description
78194	7484-0014	Ten 3.5" wide bins with 15 dividers
78195	7484-0015	Five 7" wide bins with 9 dividers
78196	7484-0016	Three dividers for 3.5" wide bin box
78197	7484-0017	Three dividers for 7" wide bin box
78199	7484-0031	Sixty dividers for 3.5" wide bin box
78198	7484-0000	Replacement Slides

When assembled, the typical combination of two four-shelf coupling cabinets and stationary leg set as shown measures 41" wide by 12" deep by 48" high.

HOSE/CPLG. SELECTION
EQUIPMENT
HOSE SPECIFICATION
GLOBALSPIRAL COUPLINGS
STAINLESS STEEL SPIRAL COUPLINGS
MEGACRIMP COUPLINGS
STAINLESS STEEL BRAID COUPLINGS
POWER CRIMP COUPLINGS
FIELD ATTACHABLE - TYPE T COUPLINGS
FIELD ATTACHABLE - C5 COUPLINGS
FIELD ATTACHABLE - LOCK-ON COUPLINGS
C14 COUPLINGS & ASSEMBLIES
GLP & GL COUPLINGS
GLX COUPLINGS
PCTS THERMOPLASTIC COUPLINGS
POLARSEAL COUPLINGS (ACA, ACB, ACC)
POWER STEERING CPLGS. & TOC ASSEMBLIES
ADAPTERS
QUICK DISCONNECT COUPLERS
BALL VALVES
LIVE SWIVELS
ACCESSORIES
AIR BRAKE CPLGS. & ASSEMBLIES
KITS
BRASS

HOSE/CPLG. SELECTION
EQUIPMENT
HOSE SPECIFICATION
GLOBALSPIRAL COUPLINGS
STAINLESS STEEL SPIRAL COUPLINGS
MEGACRIMP COUPLINGS
STAINLESS STEEL BRAID COUPLINGS
POWER CRIMP COUPLINGS
FIELD ATTACHABLE - TYPE T COUPLINGS
FIELD ATTACHABLE - C5 COUPLINGS
FIELD ATTACHABLE - LOCK-ON COUPLINGS
C14 COUPLINGS & ASSEMBLIES
GLP & GL COUPLINGS
GLX COUPLINGS
PCTS THERMOPLASTIC COUPLINGS
POLARSEAL COUPLINGS (ACA, ACB, ACC)
POWER STEERING CPLGS. & TOC ASSEMBLIES
ADAPTERS
QUICK DISCONNECT COUPLERS
BALL VALVES
LIVE SWIVELS
ACCESSORIES
AIR BRAKE CPLGS. & ASSEMBLIES
KITS
BRASS

VERTICAL HYDRAULIC HOSE CABINET

Rack up sales and get organized at the same time with a new 'vertical' hydraulic hose cabinet from Gates.

Part Number: 78188
Product Number: 7484-0022

- Six narrow and two wide slots to stock a variety of hydraulic hose.
- Designed to support one hydraulic coupling cabinet on top for maximum efficiency.
- Optional choice for use as cabinet base with maximum of one four-drawer cabinet.
- Measures 41" wide by 12" deep (top), 36" high.



Shown with four-drawer cabinet (Purchased separately)

Part Number: 78190
Product Number: 7484-0010

FOUR DRAWER AND 2-DRAWER COUPLING CABINETS

These cabinets are ideal for organizing couplings. Can be stacked and bolted together with your existing hydraulic cabinet.

FOUR DRAWER CABINET

Part Number: 78190
Product Number: 7484-0010

TWO DRAWER CABINET

Part Number: 78189
Product Number: 7484-0021
Measures: 41" W x 12" D x 11" H



NOTE: **For coupling bin labels, please contact your local Gates Representative.**

HYDRAULIC COUPLING BIN

The 24-bin cabinet is constructed of heavy gauge steel. Cabinet measures 34" wide by 12" deep by 24" high. Excellent for storing large 1-1/4" to 2" I.D. couplings.

Part Number: 78207
Product Number: 7484-0007



COUPLING BIN BOXES

Bin boxes for hydraulic couplings. Corrugated cardboard design gives extra strength. Includes four dividers per box.

Part Number: 78208
Product Number: 7484-0008
Measures: 5" wide by 11" deep by 4-1/2" high.

Part Number: 78212
Product Number: 7484-0009
Measures: 7-1/2" wide by 11" deep by 4-1/2" high.



SMALL PARTS CABINET

This attractively-designed cabinet is a must-have to keep small fittings organized. The welded steel cabinet contains industrial strength clear plastic drawers that slide smoothly and let you see the contents at a glance. Clear dividers ensure separation of fitting types, so you can keep fittings categorized.



FEATURES

- Newly designed for smaller parts, specifically air brake and brass fittings.
- 72 drawers with 2 dividers create 3 spaces per drawer.
- 216 total locations for all your component needs.
- Dimension: 44” wide x 30” tall x 12” deep.
- Cards slide into slots on front of drawers for easy identification of contents.
- Additional drawer dividers and component identity cards ordered separately.
- Clear plastic bins are 4 3⁄8" W x 2 15⁄16" H x 11 1⁄2" D.

Part Number: 78185
Product Number: 7484-0032



SMALL PARTS CABINET BASE
Part Number: 78185B
Product Number: 7484-0035
(Ordered Separately)

HYDRAULIC HOSE REEL RACK

This sturdy and convenient rack stores three reels of hose.



Part Number: 78186
Product Number: 7484-0019
Dimensions: 28” wide by 30” deep by 72” high

WORK BENCH

This new hydraulic work bench is ideal for holding either the Power Crimp™707 or MobileCrimp™4-20 crimpers as well as hydraulic saws. The lower shelf can be used for storage or as shown with the pump. It is made of an angle iron frame construction with a high-density fiberboard top and welded 13-gauge steel lower shelf. All hardware is included to allow for easy assembly in about 10 minutes.



Part Number: 78022
Product Number: 7484-0020
Dimensions: 36” wide by 24” deep by 36” high

NOTE: Crimpers must be bolted down to the table top.

HOSE/CPLG. SELECTION
EQUIPMENT
HOSE SPECIFICATION
GLOBALSPIRAL COUPLINGS
STAINLESS STEEL SPIRAL COUPLINGS
MEGACRIMP COUPLINGS
STAINLESS STEEL BRAID COUPLINGS
POWER CRIMP COUPLINGS
FIELD ATTACHABLE - TYPE T COUPLINGS
FIELD ATTACHABLE - C5 COUPLINGS
FIELD ATTACHABLE - LOCK-ON COUPLINGS
C14 COUPLINGS & ASSEMBLIES
GLP & GL COUPLINGS
GLX COUPLINGS
PCTS THERMOPLASTIC COUPLINGS
POLARSEAL COUPLINGS (ACA, ACB, ACC)
POWER STEERING CPLGS. & TOC ASSEMBLIES
ADAPTERS
QUICK DISCONNECT COUPLERS
BALL VALVES
LIVE SWIVELS
ACCESSORIES
AIR BRAKE CPLGS. & ASSEMBLIES
KITS
BRASS

HOSE/CPLG. SELECTION
EQUIPMENT
HOSE SPECIFICATION
GLOBALSPIRAL COUPLINGS
STAINLESS STEEL SPIRAL COUPLINGS
MEGACRIMP COUPLINGS
STAINLESS STEEL BRAID COUPLINGS
POWER CRIMP COUPLINGS
FIELD ATTACHABLE - TYPE T COUPLINGS
FIELD ATTACHABLE - C5 COUPLINGS
FIELD ATTACHABLE - LOCK-ON COUPLINGS
C14 COUPLINGS & ASSEMBLIES
GLP & GL COUPLINGS
GLX COUPLINGS
PCTS THERMOPLASTIC COUPLINGS
POLARSEAL COUPLINGS (ACA, ACB, ACC)
POWER STEERING CPLGS. & TOC ASSEMBLIES
ADAPTERS
QUICK DISCONNECT COUPLERS
BALL VALVES
LIVE SWIVELS
ACCESSORIES
AIR BRAKE CPLGS. & ASSEMBLIES
KITS
BRASS

HAND-HELD HOSE CUTTER AND REPLACEMENT BLADES

This lightweight cutter with nylon handles is specially designed to cut fabric-reinforced and PVC hoses without leaving ragged edges.

FEATURES

- Cuts most non-metal reinforced rubber hose.
- Excellent for cutting textile-reinforced hose.
- Blade closes into handle for safety.
- Cutter and blades packaged individually on shrink-wrapped cards.
- Lightweight with nylon handles.





HOSE CUTTER				REPLACEMENT BLADE	
Description	Cuts to Hose I.D.	Part No.	Product No.	Repl Part No.	Repl Product No.
Large I.D. Hose Cutter	3"	91143	7469-0143	91144	7469-0144
Small I.D. Hose Cutter	1-1/2"	91153	7469-0153	91154	7469-0154

HAND-OPERATED HOSE PERFORATOR TOOL

These hose perforators have needle-studded wooden rollers which perforate the covers of non-skive wire braid hose used in high pressure inert gas applications. They are hand-operated so the operator can control the degree of perforation in the hose cover.



1-1/4" HOSE PERFORATOR FOR 3/16" TO 3/4" I.D. HOSE

Part Number: 78070
Product Number: 7482-6565
Dimensions: 2-1/2" O.D. roller by 1-1/4" wide by 8" OAL.
Weight: 1 lb



3" HOSE PERFORATOR FOR 1" TO 2" I.D. HOSE

Part Number: 78071
Product Number: 7482-6566
Dimensions: 3-3/4" O.D. roller by 3" wide by 9-1/2" OAL.
Weight: 2 lbs

GATES HOSE CUTTER MODEL 1 1/4” 4 - WIRE SHOP SAW

Part Number: 78088
Product Number: 7480-6612



FEATURES

- Cuts up to 1-¼” I.D. two-wire braid hose and 1-¼” four-wire spiral hose.
- Designed to operate on standard 20 amp service.
- Radius hose feed into blade for safety and reduced friction.
- Inner blade guard for safe operation.
- Clean easy cuts - safe operation.

SPECIFICATIONS

Power Source: 1-1/2 hp (2.6 hp peak), 115V, 60 hz, 15 amp motor with power cord and plug (NEMA 6-20P)
Dimensions: 13” wide by 24” deep by 17” high
Weight: 151 lbs

REPLACEMENT BLADE

7” Metal, 3/4” Arbor
Part Number: 78204
Product Number: 7482-0045

GATES 18V DC PORTABLE HYDRAULIC HOSE SAW

(Tool Only)

Part Number: 78618
Product Number: 7480-6613



FEATURES

- Battery power provides unmatched portability. Uses the same Milwaukee M18* battery as the GC™16 Crimper Battery Pump. Battery sold separately.
- Cuts up to 1”, 4-spiral hose.
- Safety “C” clamp secures saw in cutting position.
- Quick adjusting locator pins make changing hose sizes easy.

SPECIFICATIONS

Dimensions: 12” wide by 8” deep by 19” high
Weight: 16 lbs
Wheel Type: Abrasive
Wheel Diameter: 6”
No Load RPM: 8000
Arbor: 7/8”
Spindle Thread Size: 5/8”-11”
Switch Type: Trigger
Soft Start: Large Spindle Lock

Battery Included: No
Battery Type: LI-ION
Battery Voltage: 18V
Battery Capacity: 3.0AH
Series: M18™

*M18 is a registered trademark of Milwaukee Tools.

HOSE/CPLG. SELECTION
EQUIPMENT
HOSE SPECIFICATION
GLOBALSPIRAL COUPLINGS
STAINLESS STEEL SPIRAL COUPLINGS
MEGACRIMP COUPLINGS
STAINLESS STEEL BRAID COUPLINGS
POWER CRIMP COUPLINGS
FIELD ATTACHABLE - TYPE T COUPLINGS
FIELD ATTACHABLE - C5 COUPLINGS
FIELD ATTACHABLE - LOCK-ON COUPLINGS
C14 COUPLINGS & ASSEMBLIES
GLP & GL COUPLINGS
GLX COUPLINGS
PCTS THERMOPLASTIC COUPLINGS
POLARSEAL COUPLINGS (ACA, ACB, ACC)
POWER STEERING CPLGS. & TOC ASSEMBLIES
ADAPTERS
QUICK DISCONNECT COUPLERS
BALL VALVES
LIVE SWIVELS
ACCESSORIES
AIR BRAKE CPLGS. & ASSEMBLIES
KITS
BRASS

HOSE/CPLG. SELECTION
EQUIPMENT
HOSE SPECIFICATION
GLOBALSPIRAL COUPLINGS
STAINLESS STEEL SPIRAL COUPLINGS
MEGACRIMP COUPLINGS
STAINLESS STEEL BRAID COUPLINGS
POWER CRIMP COUPLINGS
FIELD ATTACHABLE - TYPE T COUPLINGS
FIELD ATTACHABLE - C5 COUPLINGS
FIELD ATTACHABLE - LOCK-ON COUPLINGS
C14 COUPLINGS & ASSEMBLIES
GLP & GL COUPLINGS
GLX COUPLINGS
PCTS THERMOPLASTIC COUPLINGS
POLARSEAL COUPLINGS (ACA, ACB, ACC)
POWER STEERING CPLGS. & TOC ASSEMBLIES
ADAPTERS
QUICK DISCONNECT COUPLERS
BALL VALVES
LIVE SWIVELS
ACCESSORIES
AIR BRAKE CPLGS. & ASSEMBLIES
KITS
BRASS

GATES POWER CUTTER 208

Part Number: 78028
Product Number: 7480-6609

FEATURES

- Clear face shield for added safety.
- Powerful high torque, 4.5 horsepower peak motor that makes cutting faster and easier.
- Includes scalloped, 12” blade to dissipate heat, reducing friction for clean, faster cuts up to 1-¼” I.D.
- Optional abrasive blade for continuous use with 1-¼” I.D. and larger spiral-wire reinforced hose.
- Safely cuts two and four-wire hose through 2”, six-wire hose through 1-¼”.
- Reversible blade can be sharpened; removal and installation is easy.
- Cuts small 3/16” I.D. hose and handles the tough job including 2” I.D. spiral-wire hose.*
- Easy to use, front face plate with moveable pins holds hose securely for a clean straight cut.
- Sturdy blade guard shields blade for safety.
- Permanent mounting brackets (included) to attach saw to table.
- Effortless straight cuts every time.

* Optional abrasive blade preferred for cutting spiral-wire hose, larger than 1-¼” I.D.



CAUTION: Keep blade sharp. Heat generated by a dull blade can damage steel and flare the hose.

REPLACEMENT BLADES

12” Metal
Part Number: 78009
Product Number: 7482-0983

Optional 12” Abrasive
Part Number: 78011
Product Number: 7482-0426

SPECIFICATIONS

Shaft/Arbor Hole Diameter: 5/8”
Power Source: 4.5 hp peak, 115/50/60 hz, 20 amp
No Load Speed: 3,500 rpm
Dimensions: 22-1/2” W x 18-1/4” D X 23-1/2” H
Weight: 83.4 lbs

2” 6 - SPIRAL WIRE SHOP SAW

Part Number: 78099
Product Number: 7480-6611

FEATURES

- Cuts up to 2” I.D. two-wire braid through six-spiral reinforced hose.
- Radius hose feed into blade for safety and reduced friction.
- Clean easy cuts - safe operation.
- Inner blade guard for safe operation.
- 220VAC.



REPLACEMENT BLADE

10” Metal Blade (40mm Arbor)
Part Number: 78249
Product Number: 7482-0046

C14 HOSE INSERTION DIES

Used to guide the hose into the ferrule when used with the Hose Insertion Die Holder. One set required for each hose size. See product numbers listed in Gates Crimp Data at www.Gates.com/eCrimp.



C14 HOSE INSERTION DIES		
Part No.	Product No.	Description
78521	7483-0503	HD-4C14
78522	7483-0504	HD-5C14
78523	7483-0505	HD-6C14
78524	7483-0506	HD-8C14
78525	7483-0507	HD-10C14
78526	7483-0508	HD-12C14
78527	7483-0509	HD-16C14

C14 HOSE INSERTION DIE HOLDER FOR USE WITH HOSE INSERTION DIES

Required for inserting hose into ferrule on all sizes. Use the fixture (see photo) to mount the Hose Insertion Die Holder onto a bench top to aid in the assembly of Gates C14 hose. Each item listed in the next page must be ordered separately.



HOSE INSERTION DIE HOLDER

Part Number: 78518
Product Number: 7483-0510

HOSE INSERTION FIXTURE

Part Number: 78517
Product Number: 7483-0511

C14 HOSE EXPANDERS

Used to expand the hose and round out the tube after cutting and to insert the stem into the hose. One expander required for each hose size. See product numbers listed in Gates Crimp Data at www.Gates.com/eCrimp.



C14 HOSE AND EXPANDERS		
Part No.	Product No.	Description
78530	7483-0555	HE-4C14
78531	7483-0556	HE-5C14
78532	7483-0557	HE-6C14
78533	7483-0558	HE-8C14
78534	7483-0559	HE-10C14
78535	7483-0560	HE-12C14
78536	7483-0561	HE -16C14

HOSE/CPLG. SELECTION
EQUIPMENT
HOSE SPECIFICATION
GLOBALSPIRAL COUPLINGS
STAINLESS STEEL SPIRAL COUPLINGS
MEGACRIMP COUPLINGS
STAINLESS STEEL BRAID COUPLINGS
POWER CRIMP COUPLINGS
FIELD ATTACHABLE - TYPE T COUPLINGS
FIELD ATTACHABLE - C5 COUPLINGS
FIELD ATTACHABLE - LOCK-ON COUPLINGS
C14 COUPLINGS & ASSEMBLIES
GLP & GL COUPLINGS
GLX COUPLINGS
PCTS THERMOPLASTIC COUPLINGS
POLARSEAL COUPLINGS (ACA, ACB, ACC)
POWER STEERING CPLGS. & TOC ASSEMBLIES
ADAPTERS
QUICK DISCONNECT COUPLERS
BALL VALVES
LIVE SWIVELS
ACCESSORIES
AIR BRAKE CPLGS. & ASSEMBLIES
KITS
BRASS

HOSE/CPLG. SELECTION
EQUIPMENT
HOSE SPECIFICATION
GLOBALSPIRAL COUPLINGS
STAINLESS STEEL SPIRAL COUPLINGS
MEGACRIMP COUPLINGS
STAINLESS STEEL BRAID COUPLINGS
POWER CRIMP COUPLINGS
FIELD ATTACHABLE - TYPE T COUPLINGS
FIELD ATTACHABLE - C5 COUPLINGS
FIELD ATTACHABLE - LOCK-ON COUPLINGS
C14 COUPLINGS & ASSEMBLIES
GLP & GL COUPLINGS
GLX COUPLINGS
PCTS THERMOPLASTIC COUPLINGS
POLARSEAL COUPLINGS (ACA, ACB, ACC)
POWER STEERING CPLGS. & TOC ASSEMBLIES
ADAPTERS
QUICK DISCONNECT COUPLERS
BALL VALVES
LIVE SWIVELS
ACCESSORIES
AIR BRAKE CPLGS. & ASSEMBLIES
KITS
BRASS

C14 HOSE CUTTING SHEAR RECOMMENDED FOR C14 PTFE HOSE



This cutting shear handles Gates C14 PTFE hose up through 1" without requiring pre-taping of the hose. The shear is fast and easy to use and results in a very clean cut.

Part Number: 78006
Product Number: 7480-6596

SPECIFICATIONS

Weight: 23 lbs
Dimensions: 9" W x 14" D x 15" H; 30" handle

LOCK-ON TOOL



This hand-operated coupling machine, made of rugged cast iron and steel construction, eliminates the hard work of manually pushing stems into hose. It comes complete with mandrels for 1/4", 3/8", 1/2", 5/8" and 3/4" I.D. sizes of lock-on couplings.

Part Number: 78050
Product Number: 7480-0100

LOCK-ON PARTS		
Part No.	**Product No.**	**Description**
78053	7482-1603	Lock-On Handle
78054	7482-2070	Hose Clamp
78060	7482-2608	Lock-On Follower Assembly 1/4"
78061	7482-2610	Lock-On Follower Assembly 3/8"
78059A	7482-2585	Lock-On Follower 1/2" & 5/8"
78062	7482-2612	Lock-On Follower Assembly 3/4"
78063	7482-2788	Lock-On Mandrel 1/4"
78064	7482-2789	Lock-On Mandrel 3/8"
78056	7482-2076	Lock-On Mandrel 1/2"
78057	7482-2079	Lock-On Mandrel 3/4"
78037	7482-0406	Mandrel 1"
78038	7482-0407	1-1/4" Hand Skiving Mandrel
78055	7482-2074	Lock-On Mandrel Support
78051	7482-0543	Lock-On Clamp Cam
78059	7482-2502	Lock-On Spring

MEGACLEAN™ SYSTEM

Used to remove dirt from the inside out with the help of pressurized launchers and compatible nozzles. Gates MegaClean™ foam projectiles sweep through the inside surface of the hose, taking fine particles of loose dirt and other contaminants with them. At 20–30 percent larger than the hose I.D., these projectiles leave nothing behind but a hose that truly is clean from the inside out.



MEGACLEAN 3 1/2" LAUNCHER KIT

Part Number: MC-K40-64
Product Number: 7467-0000

Features

- MCL-64 Pneumatic Hand Launcher (Including "Rotary" Plug & Coupler)
- MC-GAR-1 Adapter Ring (-4 thru -20)
- MC-GAR-2 Adapter Ring
- LC32 Carrying & Storage Case
- MC-GH40-64 Universal Hose Nozzle
- 1 Projectile Catcher Bucket
- 1 Bag of Projectiles Listed in Chart Below



MEGACLEAN 2" LAUNCHER KIT

Part Number: MC-K32
Product Number: 7467-0001

FEATURES

- MCL-32 Hand Launcher (Including "Rotary" Plug & Coupler)
- MC-GAR-1 Adapter Ring (-4 thru -20)
- MC-LC32 Carrying & Storage Case
- Hose Nozzles GH-04, GH-05, GH-06, GH-08, GH-10, GH-12, GH-16, GH-20, GH-24, GH-32
- JIC Assembly Nozzles GA-04, GA-06, GA-08, GA-10, GA-12, GA-16, GA-20, GA-24, GA-32
- GA-04-FFORX Nozzle
- MC-32 Launcher Stand
- 1 Projectile Catcher Bucket
- 1 Bag of Projectiles Listed in Chart Below



MEGACLEAN 1 1/4" LAUNCHER KIT (HOSE ¼" – 1¼")

Part Number: MC-K20
Product Number: 7467-0002

FEATURES

- MCL-20 Hand Launcher
- Female Quick-Release Coupler
- MC-LC20 Carrying & Storage Case
- Hose Nozzles GH-04, GH-05, GH-06, GH-08, GH-10, GH-12, GH-16, GH-20
- 1 Projectile Catcher Bucket
- 1 Bag of Projectiles Listed in Chart Below

NOZZLE ABBREVIATIONS:

MC = MegaClean
GA = Gates Assembly Nozzle
GH = Gates Hose Nozzle
GT = Gates Tubing Nozzle
HP = Hose Projectile
HAP = Hose assembly Projectile

MEGACLEAN PROJECTILES INCLUDED IN KITS

Part Number	Product Number	MC-K40-64	MC-K32	MC-K20	Bag Quantity
MC-HAP-04-1	7467-50005	X	X	X	100
MC-HP-04	7467-50025	X	X	X	100
MC-HAP-06	7467-50035	X	X	X	100
MC-HP-06	7467-50045	X	X	X	100
MC-HAP-08	7467-50055	X	X	X	100
MC-HP-08	7467-50065	X	X	X	100
MC-HP-08-1	7467-50055	X	X	X	100
MC-HP-10	7467-50085	X	X	X	50

HOSE/CPLG. SELECTION
EQUIPMENT
HOSE SPECIFICATION
GLOBALSPIRAL COUPLINGS
STAINLESS STEEL SPIRAL COUPLINGS
MEGACRIMP COUPLINGS
STAINLESS STEEL BRAID COUPLINGS
POWER CRIMP COUPLINGS
FIELD ATTACHABLE - TYPE T COUPLINGS
FIELD ATTACHABLE - C5 COUPLINGS
FIELD ATTACHABLE - LOCK-ON COUPLINGS
C14 COUPLINGS & ASSEMBLIES
GLP & GL COUPLINGS
GLX COUPLINGS
PCTS THERMOPLASTIC COUPLINGS
POLARSEAL COUPLINGS (ACA, ACB, ACC)
POWER STEERING CPLGS. & TOC ASSEMBLIES
ADAPTERS
QUICK DISCONNECT COUPLERS
BALL VALVES
LIVE SWIVELS
ACCESSORIES
AIR BRAKE CPLGS. & ASSEMBLIES
KITS
BRASS

HOSE/CPLG. SELECTION
EQUIPMENT
HOSE SPECIFICATION
GLOBALSPIRAL COUPLINGS
STAINLESS STEEL SPIRAL COUPLINGS
MEGACRIMP COUPLINGS
STAINLESS STEEL BRAID COUPLINGS
POWER CRIMP COUPLINGS
FIELD ATTACHABLE - TYPE T COUPLINGS
FIELD ATTACHABLE - C5 COUPLINGS
FIELD ATTACHABLE - LOCK-ON COUPLINGS
C14 COUPLINGS & ASSEMBLIES
GLP & GL COUPLINGS
GLX COUPLINGS
PCTS THERMOPLASTIC COUPLINGS
POLARSEAL COUPLINGS (ACA, ACB, ACC)
POWER STEERING CPLGS. & TOC ASSEMBLIES
ADAPTERS
QUICK DISCONNECT COUPLERS
BALL VALVES
LIVE SWIVELS
ACCESSORIES
AIR BRAKE CPLGS. & ASSEMBLIES
KITS
BRASS

MEGACLEAN™ SYSTEM - CONTINUED

MEGACLEAN 1 ¼" BENCH MOUNT LAUNCHER KIT

Part Number: MC-BM20
Product Number: 7467-0003



Features

- Supplied with 8 hose nozzles
- 5 micron air filters
- Pneumatic foot pedal
- 7 projectiles
- Twin line air hose

HOW IT WORKS:

STEP 1
Open Face Plate



STEP 2
Insert Nozzle



STEP 3
Insert Projectile



STEP 4
Close Faceplate



STEP 5
Connect Air Source



STEP 6
Begin Operation



MEGACLEAN™ SYSTEM - CONTINUED

MEGACLEAN™ ASSEMBLY PROJECTILES

PACKAGED			BULK		
Part Number	Product Number	Qty (ea)	Part Number	Product Number	Qty (ea)
MC-HAP-04-1	7467-50005	100	MC-HAPB-04-1	7467-5000	10000
MC-HAP-04	7467-50015	100	MC-HAPB-04	7467-5001	10000
MC-HAP-06	7467-50035	100	MC-HAPB-06	7467-5003	10000
MC-HAP-08	7467-50055	100	MC-HAPB-08	7467-5005	10000

MEGACLEAN™ HOSE PROJECTILES

PACKAGED			BULK		
Part Number	Product Number	Qty (ea)	Part Number	Product Number	Qty (ea)
MC-HP-04	7467-50025	100	MC-HPB-04	7467-5002	10000
MC-HP-06	7467-50045	100	MC-HPB-06	7467-5004	10000
MC-HP-08	7467-50065	100	MC-HPB-08	7467-5006	10000
MC-HP-08-1	7467-50075	50	MC-HPB-08-1	7467-5007	9000
MC-HP-10	7467-50085	50	MC-HPB-10	7467-5008	7000
MC-HP-10-1	7467-50095	50	MC-HPB-10-1	7467-5009	5500
MC-HP-12	7467-50105	50	MC-HPB-12	7467-5010	4000
MC-HP-12-1	7467-50115	40	MC-HPB-12-1	7467-5011	3800
MC-HP-14	7467-50125	40	MC-HPB-14	7467-5012	3500
MC-HP-16	7467-50135	40	MC-HPB-16	7467-5013	2000
MC-HP-16-1	7467-50145	30	MC-HPB-16-1	7467-5014	1900
MC-HP-20	7467-50155	30	MC-HPB-20	7467-5015	1500
MC-HP-20-1	7467-50165	20	MC-HPB-20-1	7467-5016	1200
MC-HP-24	7467-50175	20	MC-HPB-24	7467-5017	650
MC-HP-24-1	7467-50185	15	MC-HPB-24-1	7467-5018	600
MC-HP-32	7467-50195	15	MC-HPB-32	7467-5019	450
MC-HP-32-1	7467-50205	10	MC-HPB-32-1	7467-5020	360
MC-HP-40	7467-50215	10	MC-HPB-40	7467-5021	–
MC-HP-48	7467-50225	10	MC-HPB-48	7467-5022	–
MC-HP-56	7467-50235	10	MC-HPB-56	7467-5023	–
MC-HP-64	7467-50245	10	MC-HPB-64	7467-5024	–

HOSE/CPLG. SELECTION
EQUIPMENT
HOSE SPECIFICATION
GLOBALSPIRAL COUPLINGS
STAINLESS STEEL SPIRAL COUPLINGS
MEGACRIMP COUPLINGS
STAINLESS STEEL BRAID COUPLINGS
POWER CRIMP COUPLINGS
FIELD ATTACHABLE - TYPE T COUPLINGS
FIELD ATTACHABLE - C5 COUPLINGS
FIELD ATTACHABLE - LOCK-ON COUPLINGS
C14 COUPLINGS & ASSEMBLIES
GLP & GL COUPLINGS
GLX COUPLINGS
PCTS THERMOPLASTIC COUPLINGS
POLARSEAL COUPLINGS (ACA, ACB, ACC)
POWER STEERING CPLGS. & TOC ASSEMBLIES
ADAPTERS
QUICK DISCONNECT COUPLERS
BALL VALVES
LIVE SWIVELS
ACCESSORIES
AIR BRAKE CPLGS. & ASSEMBLIES
KITS
BRASS

HOSE/CPLG. SELECTION
EQUIPMENT
HOSE SPECIFICATION
GLOBALSPIRAL COUPLINGS
STAINLESS STEEL SPIRAL COUPLINGS
MEGACRIMP COUPLINGS
STAINLESS STEEL BRAID COUPLINGS
POWER CRIMP COUPLINGS
FIELD ATTACHABLE - TYPE T COUPLINGS
FIELD ATTACHABLE - C5 COUPLINGS
FIELD ATTACHABLE - LOCK-ON COUPLINGS
C14 COUPLINGS & ASSEMBLIES
GLP & GL COUPLINGS
GLX COUPLINGS
PCTS THERMOPLASTIC COUPLINGS
POLARSEAL COUPLINGS (ACA, ACB, ACC)
POWER STEERING CPLGS. & TOC ASSEMBLIES
ADAPTERS
QUICK DISCONNECT COUPLERS
BALL VALVES
LIVE SWIVELS
ACCESSORIES
AIR BRAKE CPLGS. & ASSEMBLIES
KITS
BRASS

MEGACLEAN™ SYSTEM - CONTINUED

MEGACLEAN PARTS		
Part No.	**Product No.**	**Description**
MC-FQRC	7467-2001	MegaClean Female Quick Release Coupler
MC-GA04	7467-3012	MegaClean Hose Nozzle
MC-GA-04FFORX	7467-3025	MegaClean Hose Nozzle
MC-GA06	7467-3015	MegaClean Hose Nozzle
MC-GA08	7467-3017	MegaClean Hose Nozzle
MC-GA10	7467-3018	MegaClean Hose Nozzle
MC-GA12	7467-3019	MegaClean Hose Nozzle
MC-GA16	7467-3020	MegaClean Hose Nozzle
MC-GA20	7467-3022	MegaClean Hose Nozzle
MC-GA24	7467-3023	MegaClean Hose Nozzle
MC-GA32	7467-3024	MegaClean Hose Nozzle
MC-GAR1	7467-2003	MegaClean Adapter Ring
MC-GAR2	7467-2004	MegaClean Adapter Ring
MC-GAR3	7467-2005	MegaClean Adapter Ring
MC-GH04	7467-3000	MegaClean Hose Nozzle
MC-GH05	7467-3001	MegaClean Hose Nozzle
MC-GH06	7467-3002	MegaClean Hose Nozzle
MC-GH08	7467-3003	MegaClean Hose Nozzle
MC-GH10	7467-3004	MegaClean Hose Nozzle
MC-GH12	7467-3005	MegaClean Hose Nozzle
MC-GH16	7467-3006	MegaClean Hose Nozzle
MC-GH20	7467-3007	MegaClean Hose Nozzle
MC-GH24	7467-3008	MegaClean Hose Nozzle
MC-GH32	7467-3009	MegaClean Hose Nozzle
MC-GH40-64	7467-3010	MegaClean Universal Hose Nozzle
MC-GT02	7467-3011	MegaClean Hose Nozzle
MC-GT04	7467-3013	MegaClean Hose Nozzle
MC-GT05	7467-3014	MegaClean Hose Nozzle
MC-GT06	7467-3016	MegaClean Hose Nozzle
MC-GT20	7467-3021	MegaClean Hose Nozzle
MC-L20	7467-1001	MegaClean 1 ¼" Hand Launcher
MC-L32	7467-1000	MegaClean 2" Hand Launcher
MC-L64	7467-1002	MegaClean 3 ½" Hand Launcher
MC-LC20	7467-1005	MegaClean Hand Launcher Case Only
MC-LC32	7467-1003	MegaClean Hand Launcher Case Only
MC-LC64	7467-1004	MegaClean Hand Launcher Case Only
MC-LSTAND	7467-1008	MegaClean Launcher Stand
MC-MQRP	7467-2000	MegaClean Male Quick Release Rot Plug
MC-PCB	7467-1006	MegaClean Projectile Catcher Bucket
MC-NH25	7467-0005	MegaClean Hose Nozzle Holder (non-stock)

EFG6K SPIRAL WIRE HOSE - SAE 100R15

EXTREMELY HIGH-PRESSURE SPIRAL WIRE





RECOMMENDED FOR	EFG6K is recommended for extremely high-pressure, high-impulse applications such as hydrostatic transmissions. Compatible with biodegradable hydraulic fluids like polyolester, polyglycol and vegetable oil as well as standard petroleum-based fluids. For Biodegradable Hydraulic Fluids. Tested to Industry Leading 1,000,000 impulse cycles.
TUBE	Black; Nitrile - Type C; Oil Resistant. See **Characteristics of Hose Material Types**.
REINFORCEMENT	Four alternating layers (six for –20, –24 and –32) of spiraled, high–tensile steel.
COVER	Black; Polychloroprene (Neoprene) - Type A; Flame, Oil Resistant. See **Characteristics of Hose Material Types**.
TEMPERATURE RANGE	-40°F to +250°F (-40°C to +121°C). For water emulsions, see **Maximum Temperature Limits for Water, Water/Oil Emulsions and Water/Glycol Solutions**.
COUPLING RECOMMENDATION	**GlobalSpiral™ Couplings** (G20) Section D **GlobalSpiral™ MAX Pressure Couplings** (G23), (G24) Section D **Stainless Steel Spiral Couplings** (G18) Section E (See www.gates.com/ecrimp for additional configurations.)
CERTIFICATIONS	SAE: 100R15 EN: 856 4SP ISO: 3862 Type R15 Meets or exceeds all requirements of SAE 100R15 specifications and performance requirements of EN 856 4SP (–6, –8, –10, –12), EN 856 4SH (–12, –16, –20) and ISO 3862 Type R15 (–6, –8, –10, –12, –16, –24).

Meets Flame Resistance Acceptance Designation "MSHA 2G".
Also available in MegaTuff™ cover.

Part No.	Description	Product No.	Standard Pack					
85465	6EFG6K X25FT	4651-4032	1	3/8	0.80	6000	24000	2.50
70866	6EFG6K XCTN	4651-1396	100	3/8	0.80	6000	24000	2.50
70404	6EFG6K X100REEL	4651-5028	100	3/8	0.80	6000	24000	2.50
70163	6EFG6K XREEL	4651-0123	300	3/8	0.80	6000	24000	2.50
85466	8EFG6K X25FT	4651-4033	1	1/2	0.95	6000	24000	3.50
70865	8EFG6K XCTN	4651-1371	100	1/2	0.95	6000	24000	3.50
70405	8EFG6K X100REEL	4651-5029	100	1/2	0.95	6000	24000	3.50
70164	8EFG6K XREEL	4651-0124	240	1/2	0.95	6000	24000	3.50
70978	8EFG6K XLL	4651-1613	200	1/2	0.95	6000	24000	3.50
85467	10EFG6K X25FT	4651-4034	1	5/8	1.09	6000	24000	4.00
70815	10EFG6K XCTN	4651-1368	100	5/8	1.09	6000	24000	4.00
70165	10EFG6K XREEL	4651-0125	200	5/8	1.09	6000	24000	4.00
70735	10EFG6K XLL	4651-1397	200	5/8	1.09	6000	24000	4.00
85468	12EFG6K X25FT	4651-4035	1	3/4	1.24	6000	24000	4.70
70839	12EFG6K XCTN	4651-1288	100	3/4	1.24	6000	24000	4.70
70168	12EFG6K XREEL	4651-0128	200	3/4	1.24	6000	24000	4.70
70736	12EFG6K XLL	4651-1398	200	3/4	1.24	6000	24000	4.70
85469	16EFG6K X25FT	4651-4036	1	1	1.53	6000	24000	6.00
70836	16EFG6K XCTN	4651-1289	100	1	1.53	6000	24000	6.00
70737	16EFG6K XLL	4651-1399	200	1	1.53	6000	24000	6.00
85470	20EFG6K X25FT	4651-4037	1	1 1/4	1.97	6000	24000	8.20
70837	20EFG6K XCTN	4651-1290	50	1 1/4	1.97	6000	24000	8.20
70738	20EFG6K XLL	4651-1400	200	1 1/4	1.97	6000	24000	8.20
85426	24EFG6K X25FT	4651-1574	1	1 1/2	2.26	6000	24000	10.00
71065	24EFG6K XCTN	4651-1531	50	1 1/2	2.26	6000	24000	10.00
70173	24EFG6K XLL	4651-1572	200	1 1/2	2.26	6000	24000	10.00
71100	32EFG6K XCTN	4651-1759	50	2	2.80	6000	24000	25.00

EFG6K SPIRAL WIRE HOSE - SAE 100R15 - CONTINUED

EXTREMELY HIGH-PRESSURE SPIRAL WIRE - CONTINUED

Part No.	Description	Product No.	Standard Pack					
71099	32EFG6K XLL	4651-1758	200	2	2.80	6000	24000	25.00

EFG6K SPIRAL WIRE HOSE - SAE 100R15 - MEGATUFF™ COVER

EXTREMELY HIGH-PRESSURE SPIRAL WIRE





RECOMMENDED FOR EFG6K is recommended for extremely high-pressure, high-impulse applications such as hydrostatic transmissions. Compatible with biodegradable hydraulic fluids like polyolester, polyglycol and vegetable oil as well as standard petroleum-based fluids. For Biodegradable Hydraulic Fluids. Tested to Industry Leading 1,000,000 impulse cycles. MegaTuff™ hose lasts up to 300 times longer than standard hose during hose–to–hose and hose–to–metal abrasion tests per ISO 6945.

TUBE Black; Nitrile - Type C; Oil Resistant. See **Characteristics of Hose Material Types**.

REINFORCEMENT Four alternating layers (six for –20, –24 and –32) of spiraled, high–tensile steel.

COVER Black; MegaTuff; Abrasion, Flame, Oil, Weather Resistant. See **Characteristics of Hose Material Types**.

TEMPERATURE RANGE -40°F to +250°F (-40°C to +121°C). For water emulsions, see **Maximum Temperature Limits for Water, Water/Oil Emulsions and Water/Glycol Solutions**.

COUPLING RECOMMENDATION **GlobalSpiral™ Couplings** (G20) Section D
GlobalSpiral™ MAX Pressure Couplings (G23), (G24) Section D
Stainless Steel Spiral Couplings (G18) Section E
(See www.gates.com/ecrimp for additional configurations.)

CERTIFICATIONS SAE: 100R15
EN: 856 4SP
ISO: 3862 Type R15
Meets or exceeds all requirements of SAE 100R15 specifications and performance requirements of EN 856 4SP (–6, –8, –10, –12), EN 856 4SH (–12, –16, –20) and ISO 3862 Type R15 (–6, –8, –10, –12, –16, –24).

Meets Flame Resistance Acceptance Designation "MSHA 2G".

Part No.	Description	Product No.	Standard Pack					
85471	6EFG6K-MTF X25FT	4651-4038	1	3/8	0.80	6000	24000	2.50
70849	6EFG6K-MTF XCTN	4651-1435	100	3/8	0.80	6000	24000	2.50
85472	8EFG6K-MTF X25FT	4651-4039	1	1/2	0.95	6000	24000	3.50
70867	8EFG6K-MTF XCTN	4651-1609	100	1/2	0.95	6000	24000	3.50
85473	10EFG6K-MTF X25FT	4651-4040	1	5/8	1.09	6000	24000	4.00
70880	10EFG6K-MTF XCTN	4651-1416	100	5/8	1.09	6000	24000	4.00
85474	12EFG6K-MTF X25FT	4651-4041	1	3/4	1.24	6000	24000	4.70
70868	12EFG6K-MTF XCTN	4651-1606	100	3/4	1.24	6000	24000	4.70
85475	16EFG6K-MTF X25FT	4651-4042	1	1	1.53	6000	24000	6.00
70869	16EFG6K-MTF XCTN	4651-1604	100	1	1.53	6000	24000	6.00
70870	20EFG6K-MTF XCTN	4651-1601	50	1 1/4	1.97	6000	24000	8.20
70991	24EFG6K-MTF XCTN	4651-1754	50	1 1/2	2.26	6000	24000	10.00
70174	24EFG6K-MTF XLL	4651-1755	200	1 1/2	2.26	6000	24000	10.00
71098	32EFG6K-MTF XCTN	4651-1757	50	2	2.80	6000	24000	25.00

EFG6KL LOW TEMP SPIRAL WIRE HOSE

EXTREMELY HIGH-PRESSURE SPIRAL WIRE





RECOMMENDED FOR	EFG6K Low-Temp hose is recommended for extremely high pressure, low temperature hydraulic applications. Compatible with biodegradable hydraulic fluids like polyolester, polyglycol and vegetable oil as well as standard petroleum-based fluid.
TUBE	Black; Nitrile - Type C; Oil Resistant. See **Characteristics of Hose Material Types**.
REINFORCEMENT	4-spiral, wire
COVER	Black; Polychloroprene (Neoprene) - Type A; Oil Resistant. See **Characteristics of Hose Material Types**.
TEMPERATURE RANGE	-70°F to +212°F (-57°C to +100°C). For water emulsions, see **Maximum Temperature Limits for Water, Water/Oil Emulsions and Water/Glycol Solutions**.
COUPLING RECOMMENDATION	**GlobalSpiral™ Couplings** (G20) Section D (See www.gates.com/ecrimp for additional configurations.)

Part No.	Description	Product No.	Standard Pack					
70175	8EFG6KL XCTN	4651-0057	100	1/2	0.95	6000	24000	3.50
70250	10EFG6KL XCTN	4651-0160	100	5/8	1.09	6000	24000	4.00
70257	12EFG6KL XCTN	4651-0038	100	3/4	1.24	6000	24000	4.80
70259	16EFG6KL XCTN	4651-0039	100	1	1.53	6000	24000	6.00

HOSE/CPLG. SELECTION
EQUIPMENT
HOSE SPECIFICATION
GLOBALSPIRAL COUPLINGS
STAINLESS STEEL SPIRAL COUPLINGS
MEGACRIMP COUPLINGS
STAINLESS STEEL BRAID COUPLINGS
POWER CRIMP COUPLINGS
FIELD ATTACHABLE - TYPE T COUPLINGS
FIELD ATTACHABLE - C5 COUPLINGS
FIELD ATTACHABLE - LOCK-ON COUPLINGS
C14 COUPLINGS & ASSEMBLIES
GLP & GL COUPLINGS
GLX COUPLINGS
PCTS THERMOPLASTIC COUPLINGS
POLARSEAL COUPLINGS (ACA, ACB, ACC)
POWER STEERING CPLGS. & TOC ASSEMBLIES
ADAPTERS
QUICK DISCONNECT COUPLERS
BALL VALVES
LIVE SWIVELS
ACCESSORIES
AIR BRAKE CPLGS. & ASSEMBLIES
KITS
BRASS

HOSE/CPLG. SELECTION
EQUIPMENT
HOSE SPECIFICATION
GLOBALSPIRAL COUPLINGS
STAINLESS STEEL SPIRAL COUPLINGS
MEGACRIMP COUPLINGS
STAINLESS STEEL BRAID COUPLINGS
POWER CRIMP COUPLINGS
FIELD ATTACHABLE - TYPE T COUPLINGS
FIELD ATTACHABLE - C5 COUPLINGS
FIELD ATTACHABLE - LOCK-ON COUPLINGS
C14 COUPLINGS & ASSEMBLIES
GLP & GL COUPLINGS
GLX COUPLINGS
PCTS THERMOPLASTIC COUPLINGS
POLARSEAL COUPLINGS (ACA, ACB, ACC)
POWER STEERING CPLGS. & TOC ASSEMBLIES
ADAPTERS
QUICK DISCONNECT COUPLERS
BALL VALVES
LIVE SWIVELS
ACCESSORIES
AIR BRAKE CPLGS. & ASSEMBLIES
KITS
BRASS

EFG5K SPIRAL WIRE HOSE - SAE 100R13

EXTREMELY HIGH-PRESSURE SPIRAL WIRE





RECOMMENDED FOR	Extremely high–pressure high–impulse applications. Compatible with biodegradable hydraulic fluids like polyolester, polyglycol and vegetable oil as well as standard petroleum–based fluids. For Biodegradable Hydraulic Fluids. Tested to Industry Leading 1,000,000 impulse cycles.
TUBE	Black; Nitrile - Type C; Oil Resistant. See **Characteristics of Hose Material Types**.
REINFORCEMENT	Four alternating layers (six for –20, –24 and –32) of spiraled, high–tensile steel.
COVER	Black; Polychloroprene (Neoprene) - Type A; Flame, Oil Resistant. See **Characteristics of Hose Material Types**.
TEMPERATURE RANGE	-40°F to +250°F (-40°C to +121°C). For water emulsions, see **Maximum Temperature Limits for Water, Water/Oil Emulsions and Water/Glycol Solutions**.
COUPLING RECOMMENDATION	**GlobalSpiral™ Couplings** (G20) Section D **GlobalSpiral™ MAX Pressure Couplings** (G23), (G24) Section D **Stainless Steel Spiral Couplings** (G18) Section E (See www.gates.com/ecrimp for additional configurations.)
CERTIFICATIONS	SAE: 100R13 ISO: 18752 Grade D Exceeds all requirements of ISO 18752 Grade D (except for –24) and SAE 100R13 and performance requirements of EN 856 4SH (–16, –20), EN 856 4SP (–10, –12), EN 856 R13 and ISO 3862 Type R13 (–12, –16, –20, –24, –32).

Meets Flame Resistance Acceptance Designation "MSHA 2G".
Also available in XtraTuff™ and MegaTuff™ covers.

Part No.	Description	Product No.	Standard Pack					
85453	6EFG5K X25FT	4651-4020	1	3/8	0.80	5000	20000	2.50
70871	6EFG5K XCTN	4651-1424	100	3/8	0.80	5000	20000	2.50
70402	6EFG5K X100REEL	4651-5026	100	3/8	0.80	5000	20000	2.50
70160	6EFG5K XREEL	4651-0120	300	3/8	0.80	5000	20000	2.50
85454	8EFG5K X25FT	4651-4021	1	1/2	0.95	5000	20000	3.50
70864	8EFG5K XCTN	4651-1372	100	1/2	0.95	5000	20000	3.50
70403	8EFG5K X100REEL	4651-5027	100	1/2	0.95	5000	20000	3.50
70161	8EFG5K XREEL	4651-0121	240	1/2	0.95	5000	20000	3.50
70977	8EFG5K XLL	4651-1612	200	1/2	0.95	5000	20000	3.50
85455	10EFG5K X25FT	4651-4022	1	5/8	1.09	5000	20000	4.00
70814	10EFG5K XCTN	4651-1340	100	5/8	1.09	5000	20000	4.00
70162	10EFG5K XREEL	4651-0122	200	5/8	1.09	5000	20000	4.00
70728	10EFG5K XLL	4651-1390	200	5/8	1.09	5000	20000	4.00
85456	12EFG5K X25FT	4651-4023	1	3/4	1.24	5000	20000	4.70
70838	12EFG5K XCTN	4651-1285	100	3/4	1.24	5000	20000	4.70
70167	12EFG5K XREEL	4651-0127	200	3/4	1.24	5000	20000	4.70
70729	12EFG5K XLL	4651-1391	200	3/4	1.24	5000	20000	4.70
85457	16EFG5K X25FT	4651-4024	1	1	1.53	5000	20000	6.00
70834	16EFG5K XCTN	4651-1286	100	1	1.53	5000	20000	6.00
70730	16EFG5K XLL	4651-1392	200	1	1.53	5000	20000	6.00
85458	20EFG5K X25FT	4651-4025	1	1 1/4	1.97	5000	20000	8.20
70835	20EFG5K XCTN	4651-1287	50	1 1/4	1.97	5000	20000	8.20
70734	20EFG5K XLL	4651-1393	200	1 1/4	1.97	5000	20000	8.20
85432	24EFG5K X25FT	4651-1742	1	1 1/2	2.26	5000	20000	10.00
71056	24EFG5K XCTN	4651-1455	50	1 1/2	2.26	5000	20000	10.00
70133	24EFG5K XLL	4651-2208	200	1 1/2	2.26	5000	20000	10.00
85436	32EFG5K X25FT	4651-1746	1	2	2.80	5000	20000	25.00
71059	32EFG5K XCTN	4651-1456	50	2	2.80	5000	20000	25.00
70156	32EFG5K XLL	4651-0059	200	2	2.80	5000	20000	25.00

EFG5K SPIRAL WIRE HOSE - SAE 100R13 - XTRATUFF™ COVER

EXTREMELY HIGH-PRESSURE SPIRAL WIRE





RECOMMENDED FOR	Extremely high–pressure high–impulse applications. Compatible with biodegradable hydraulic fluids like polyolester, polyglycol and vegetable oil as well as standard petroleum–based fluids. For Biodegradable Hydraulic Fluids. Tested to Industry Leading 1,000,000 impulse cycles. XtraTuff™ hose lasts up to 25 times longer than standard hose during hose–to–hose and hose–to–metal abrasion tests per ISO 6945.
TUBE	Black; Nitrile - Type C; Oil Resistant. See **Characteristics of Hose Material Types**.
REINFORCEMENT	Four alternating layers (six for –20) of spiraled, high–tensile steel.
COVER	Black; XtraTuff; Abrasion, Flame, Oil, Weather Resistant. See **Characteristics of Hose Material Types**.
TEMPERATURE RANGE	-40°F to +250°F (-40°C to +121°C). For water emulsions, see **Maximum Temperature Limits for Water, Water/Oil Emulsions and Water/Glycol Solutions**.
COUPLING RECOMMENDATION	**GlobalSpiral™ Couplings** (G20) Section D **GlobalSpiral™ MAX Pressure Couplings** (G23), (G24) Section D **Stainless Steel Spiral Couplings** (G18) Section E (See www.gates.com/ecrimp for additional configurations.)
CERTIFICATIONS	SAE: 100R13 EN: 856 R13 ISO: 18752 Grade D, 3862 Type R13 Exceeds all requirements of ISO 18752 Grade D (except for –24) and exceeds all performance SAE 100R13, EN 856 R13 and ISO 3862 Type R13.

Meets Flame Resistance Acceptance Designation "MSHA 2G".

Part No.	Description	Product No.	Standard Pack					
70475	6EFG5K-XTF XLL	4651-0364	200	3/8	0.80	5000	20000	2.50
70491	12EFG5K-XTF XLL	4651-0367	200	3/4	1.24	5000	20000	4.70
70484	12EFG5K-XTF XREEL	4651-0373	200	3/4	1.24	5000	20000	4.70
70492	16EFG5K-XTF XLL	4651-0368	200	1	1.53	5000	20000	6.00
70510	20EFG5K-XTF XCTN	4651-0375	50	1 1/4	1.97	5000	20000	8.20
70494	20EFG5K-XTF XLL	4651-0369	200	1 1/4	1.97	5000	20000	8.20

HOSE/CPLG. SELECTION
EQUIPMENT
HOSE SPECIFICATION
GLOBALSPIRAL COUPLINGS
STAINLESS STEEL SPIRAL COUPLINGS
MEGACRIMP COUPLINGS
STAINLESS STEEL BRAID COUPLINGS
POWER CRIMP COUPLINGS
FIELD ATTACHABLE - TYPE T COUPLINGS
FIELD ATTACHABLE - C5 COUPLINGS
FIELD ATTACHABLE - LOCK-ON COUPLINGS
C14 COUPLINGS & ASSEMBLIES
GLP & GL COUPLINGS
GLX COUPLINGS
PCTS THERMOPLASTIC COUPLINGS
POLARSEAL COUPLINGS (ACA, ACB, ACC)
POWER STEERING CPLGS. & TOC ASSEMBLIES
ADAPTERS
QUICK DISCONNECT COUPLERS
BALL VALVES
LIVE SWIVELS
ACCESSORIES
AIR BRAKE CPLGS. & ASSEMBLIES
KITS
BRASS

EFG5K SPIRAL WIRE HOSE - SAE 100R13 - MEGATUFF™ COVER

EXTREMELY HIGH-PRESSURE SPIRAL WIRE





RECOMMENDED FOR	Extremely high–pressure high–impulse applications. Compatible with biodegradable hydraulic fluids like polyolester, polyglycol and vegetable oil as well as standard petroleum–based fluids. For Biodegradable Hydraulic Fluids. Tested to Industry Leading 1,000,000 impulse cycles. MegaTuff™ hose lasts up to 300 times longer than standard hose during hose–to–hose and hose–to–metal abrasion tests per ISO 6945.
TUBE	Black; Nitrile - Type C; Oil Resistant. See **Characteristics of Hose Material Types**.
REINFORCEMENT	Four alternating layers (six for –20, –24 and –32) of spiraled, high–tensile steel.
COVER	Black; MegaTuff; Abrasion, Flame, Oil, Weather Resistant. See **Characteristics of Hose Material Types**.
TEMPERATURE RANGE	-40°F to +250°F (-40°C to +121°C). For water emulsions, see **Maximum Temperature Limits for Water, Water/Oil Emulsions and Water/Glycol Solutions**.
COUPLING RECOMMENDATION	**GlobalSpiral™ Couplings** (G20) Section D **GlobalSpiral™ MAX Pressure Couplings** (G23), (G24) Section D **Stainless Steel Spiral Couplings** (G18) Section E (See www.gates.com/ecrimp for additional configurations.)
CERTIFICATIONS	SAE: 100R13 ISO: 18752 Grade D Exceeds all requirements of ISO 18752 Grade D (except for –24) and meets or exceeds all requirements of SAE 100R13 specifications and performance requirements of EN 856 4SH (–16, –20), EN 856 4SP (–10, –12), EN 856 R13 and ISO 3862 Type R13 (–12, –16, –20, –24, –32).

Meets Flame Resistance Acceptance Designation "MSHA 2G".

Part No.	Description	Product No.	Standard Pack					
85459	6EFG5K-MTF X25FT	4651-4026	1	3/8	0.80	5000	20000	2.50
70872	6EFG5K-MTF XCTN	4651-1436	100	3/8	0.80	5000	20000	2.50
85460	8EFG5K-MTF X25FT	4651-4027	1	1/2	0.94	5000	20000	3.50
70873	8EFG5K-MTF XCTN	4651-1608	100	1/2	0.94	5000	20000	3.50
85461	10EFG5K-MTF X25FT	4651-4028	1	5/8	1.09	5000	20000	4.00
70879	10EFG5K-MTF XCTN	4651-1410	100	5/8	1.09	5000	20000	4.00
85462	12EFG5K-MTF X25FT	4651-4029	1	3/4	1.24	5000	20000	4.70
70874	12EFG5K-MTF XCTN	4651-1605	100	3/4	1.24	5000	20000	4.70
85463	16EFG5K-MTF X25FT	4651-4030	1	1	1.53	5000	20000	6.00
70875	16EFG5K-MTF XCTN	4651-1603	100	1	1.53	5000	20000	6.00
70739	16EFG5K-MTF XLL	4651-4001	200	1	1.53	5000	20000	6.00
85464	20EFG5K-MTF X25FT	4651-4031	1	1 1/4	1.97	5000	20000	8.20
70876	20EFG5K-MTF XCTN	4651-1600	50	1 1/4	1.97	5000	20000	8.20
70740	20EFG5K-MTF XLL	4651-4002	200	1 1/4	1.97	5000	20000	8.20
85433	24EFG5K-MTF X25FT	4651-1743	1	1 1/2	2.26	5000	20000	10.00
71055	24EFG5K-MTF XCTN	4651-2203	50	1 1/2	2.26	5000	20000	10.00
70155	24EFG5K-MTF XLL	4651-2204	200	1 1/2	2.26	5000	20000	10.00
71063	32EFG5K-MTF XCTN	4651-1522	50	2	2.80	5000	20000	25.00
70171	32EFG5K-MTF XLL	4651-2211	200	2	2.80	5000	20000	25.00

EFG5KL LOW TEMP SPIRAL WIRE HOSE

EXTREMELY HIGH-PRESSURE SPIRAL WIRE





RECOMMENDED FOR	EFG5KL Low-Temp hose is recommended for extremely high-pressure hydraulic applications to provide greater performance, flexibility, easier routing and plumbing of mobile and stationary hydraulic platforms in very low temperature environments. Compatible with biodegradable hydraulic fluids like polyolester, polyglycol and vegetable oil as well as standard petroleum–based fluid. Tested to Industry Leading 1,000,000 impulse cycles.
TUBE	Black; Nitrile - Type C; Oil Resistant. See **Characteristics of Hose Material Types**.
REINFORCEMENT	Four or six alternating layers of spiraled, high–tensile wire.
COVER	Black; Polychloroprene (Neoprene) - Type A; Oil Resistant. See **Characteristics of Hose Material Types**.
TEMPERATURE RANGE	-70°F to +212°F (-57°C to +100°C). For water emulsions, see **Maximum Temperature Limits for Water, Water/Oil Emulsions and Water/Glycol Solutions**.
COUPLING RECOMMENDATION	**GlobalSpiral™ Couplings** (G20) Section D **GlobalSpiral™ MAX Pressure Couplings** (G23), (G24) Section D (See www.gates.com/ecrimp for additional configurations.)

Part No.	Description	Product No.	Standard Pack					
70180	6EFG5KL XCTN	4651-0074	100	3/8	0.80	5000	20000	2.50
70181	8EFG5KL XCTN	4651-0131	100	1/2	0.95	5000	20000	3.50
70182	10EFG5KL XCTN	4651-0078	100	5/8	1.09	5000	20000	4.00
70256	12EFG5KL XCTN	4651-0020	100	3/4	1.24	5000	20000	4.80
70258	16EFG5KL XCTN	4651-0019	100	1	1.53	5000	20000	6.00
70183	20EFG5KL XCTN	4651-0058	50	1 1/4	1.97	5000	20000	8.20
70087	24EFG5KL XCTN	4651-0079	50	1 1/2	2.26	5000	20000	10.00

HOSE/CPLG. SELECTION
EQUIPMENT
HOSE SPECIFICATION
GLOBALSPIRAL COUPLINGS
STAINLESS STEEL SPIRAL COUPLINGS
MEGACRIMP COUPLINGS
STAINLESS STEEL BRAID COUPLINGS
POWER CRIMP COUPLINGS
FIELD ATTACHABLE - TYPE T COUPLINGS
FIELD ATTACHABLE - C5 COUPLINGS
FIELD ATTACHABLE - LOCK-ON COUPLINGS
C14 COUPLINGS & ASSEMBLIES
GLP & GL COUPLINGS
GLX COUPLINGS
PCTS THERMOPLASTIC COUPLINGS
POLARSEAL COUPLINGS (ACA, ACB, ACC)
POWER STEERING CPLGS. & TOC ASSEMBLIES
ADAPTERS
QUICK DISCONNECT COUPLERS
BALL VALVES
LIVE SWIVELS
ACCESSORIES
AIR BRAKE CPLGS. & ASSEMBLIES
KITS
BRASS

MXG™ 5K-XTP HOSE - XTRATUFF™ PLUS COVER

PATENTED XPIRAL™ WOVEN SPIRAL BRAID

RECOMMENDED FOR	Built with our patented Xpiral™ woven spiral technology, MegaSys MXG 5K hydraulic hose is lightweight, highly flexible and qualified to one million impulse cycles at ISO 18752 DC (size 16 is qualified to ISO 18752 CC) when used with GlobalSpiral™ couplings.
TUBE	Black; Nitrile - Type C; Synthetic Rubber. See **Characteristics of Hose Material Types**.
REINFORCEMENT	Patented Xpiral™ woven spiral
COVER	Black; Nitrile - Type C2; Abrasion, Flame, Oil, Weather Resistant. See **Characteristics of Hose Material Types**.
TEMPERATURE RANGE	-40°F to +250°F (-40°C to +121°C). For water emulsions, see **Maximum Temperature Limits for Water, Water/Oil Emulsions and Water/Glycol Solutions**.
COUPLING RECOMMENDATION	**GlobalSpiral™ Couplings** (G20) Section D **MegaCrimp™ Couplings** (G25) Section F (See www.gates.com/ecrimp for additional configurations.)
CERTIFICATIONS	SAE: 100R13 EN: 856 R13 ISO: 18752 Class 350 Grade D Type DC, 3862 Type R13



Meets Flame Resistance Acceptance Designation "MSHA 2G".

Part No.	Description	Product No.	Standard Pack					
70781	6MXG5K-XTP XREEL	4679-0001	330	3/8	0.71	5075	20300	2.50
70782	8MXG5K-XTP XREEL	4679-0002	220	1/2	0.85	5075	20300	3.50
70787	10MXG5K-XTP XREEL	4679-0003	220	5/8	1.03	5075	20300	3.90
70795	12MXG5K-XTP XREEL	4679-0004	220	3/4	1.16	5075	20300	4.70

ID5K SPIRAL WIRE HOSE - ISO 18752 TYPE DC

EXTREMELY HIGH-PRESSURE SPIRAL WIRE





RECOMMENDED FOR	ID5K hose is recommended for extremely high pressure hydraulic applications. It has been tested to 2,300,000 cycles at 133% of working pressure. This FAR exceeds SAE impulse testing at only 120% of working pressure for 500,000 cycles. Ideal for high to extremely high pressure and high impulse applications such as hydrostatic drives, mobile construction equipment, boom arms, mining trucks, excavators, forestry and agricultural machinery.
TUBE	Black; HNBR; Oil Resistant. See **Characteristics of Hose Material Types**.
REINFORCEMENT	Four alternating layers of spiraled, high–tensile strength steel.
COVER	Black; Polychloroprene (Neoprene) - Type A; Abrasion, Oil, Weather Resistant. See **Characteristics of Hose Material Types**.
TEMPERATURE RANGE	-40°F to +250°F (-40°C to +121°C). For water emulsions, see **Maximum Temperature Limits for Water, Water/Oil Emulsions and Water/Glycol Solutions**.
COUPLING RECOMMENDATION	**GlobalSpiral™ Couplings** (G20) Section D (See www.gates.com/ecrimp for additional configurations.)
CERTIFICATIONS	SAE: J517, 100R13 ISO: 18752 Class 350 Grade D Type DC Exceeds ISO 18752, Class 350, Grade D, Type DC. Meets SAE 100R13.

Part No.	Description	Product No.	Standard Pack					
70178	10ID5K XCTN	4651-0165	100	5/8	1.00	5000	20000	4.00
70177	10ID5K XLL	4651-0166	200	5/8	1.00	5000	20000	4.00
70112	12ID5K XCTN	4651-0167	100	3/4	1.14	5000	20000	4.70
70113	12ID5K XLL	4651-0168	200	3/4	1.14	5000	20000	4.70
70117	16ID5K XCTN	4651-0169	100	1	1.45	5000	20000	6.00

HOSE/CPLG. SELECTION
EQUIPMENT
HOSE SPECIFICATION
GLOBALSPIRAL COUPLINGS
STAINLESS STEEL SPIRAL COUPLINGS
MEGACRIMP COUPLINGS
STAINLESS STEEL BRAID COUPLINGS
POWER CRIMP COUPLINGS
FIELD ATTACHABLE - TYPE T COUPLINGS
FIELD ATTACHABLE - C5 COUPLINGS
FIELD ATTACHABLE - LOCK-ON COUPLINGS
C14 COUPLINGS & ASSEMBLIES
GLP & GL COUPLINGS
GLX COUPLINGS
PCTS THERMOPLASTIC COUPLINGS
POLARSEAL COUPLINGS (ACA, ACB, ACC)
POWER STEERING CPLGS. & TOC ASSEMBLIES
ADAPTERS
QUICK DISCONNECT COUPLERS
BALL VALVES
LIVE SWIVELS
ACCESSORIES
AIR BRAKE CPLGS. & ASSEMBLIES
KITS
BRASS

EFG4K SPIRAL WIRE HOSE - SAE 100R12

HIGH-PRESSURE SPIRAL WIRE





RECOMMENDED FOR	EFG4K hose is recommended for very high–pressure, high–impulse applications. Compatible with biodegradable hydraulic fluids like polyolester, polyglycol and vegetable oil as well as standard petroleum–based fluids. For Biodegradable Hydraulic Fluids. Tested to Industry Leading 1,000,000 impulse cycles.
TUBE	Black; Nitrile - Type C; Oil Resistant. See **Characteristics of Hose Material Types**.
REINFORCEMENT	Four alternating layers of spiraled, high–tensile steel wire.
COVER	Black; Polychloroprene (Neoprene) - Type A; Flame, Oil Resistant. See **Characteristics of Hose Material Types**.
TEMPERATURE RANGE	-40°F to +250°F (-40°C to +121°C). For water emulsions, see **Maximum Temperature Limits for Water, Water/Oil Emulsions and Water/Glycol Solutions**.
COUPLING RECOMMENDATION	**GlobalSpiral™ Couplings** (G20) Section D **GlobalSpiral™ MAX Pressure Couplings** (G23), (G24) Section D **GlobalSpiral™ One–Piece Couplings** (20MGS) Section D **Stainless Steel Spiral Couplings** (G18) Section E (See www.gates.com/ecrimp for additional configurations.)
CERTIFICATIONS	SAE: 100R12 EN: 856 R12 ISO: 18752 Grade D (does not meet OD requirements), 3862 R12 Exceeds all requirements of ISO 18752 Grade D*, SAE 100R12, EN 856 R12 and ISO 3862 Type R12. *(Sizes 3/8", 1/2" and 5/8" exceed ISO 18752 Grade D performance but do not meet OD requirements.)

Meets Flame Resistance Acceptance Designation "MSHA 2G".
Also available in XtraTuff™ and MegaTuff™ covers.

Part No.	Description	Product No.	Standard Pack					
85477	6EFG4K X25FT	4651-4005	1	3/8	0.80	4000	16000	2.50
85491	6EFG4K X50FT	4651-1430	1	3/8	0.80	4000	16000	2.50
70811	6EFG4K XCTN	4651-1338	100	3/8	0.80	4000	16000	2.50
70400	6EFG4K X100REEL	4651-5024	100	3/8	0.80	4000	16000	2.50
70157	6EFG4K XREEL	4651-0117	300	3/8	0.80	4000	16000	2.50
85478	8EFG4K X25FT	4651-4006	1	1/2	0.94	4000	16000	3.50
85492	8EFG4K X50FT	4651-1431	1	1/2	0.94	4000	16000	3.50
70863	8EFG4K XCTN	4651-1339	100	1/2	0.94	4000	16000	3.50
70401	8EFG4K X100REEL	4651-5025	100	1/2	0.94	4000	16000	3.50
70158	8EFG4K XREEL	4651-0118	240	1/2	0.94	4000	16000	3.50
70976	8EFG4K XLL	4651-1611	200	1/2	0.94	4000	16000	3.50
85479	10EFG4K X25FT	4651-4007	1	5/8	1.09	4000	16000	4.00
70813	10EFG4K XCTN	4651-1367	100	5/8	1.09	4000	16000	4.00
70159	10EFG4K XREEL	4651-0119	200	5/8	1.09	4000	16000	4.00
70116	10EFG4K XLL	4651-1614	200	5/8	1.09	4000	16000	4.00
85480	12EFG4K X25FT	4651-4011	1	3/4	1.21	4000	16000	4.70
85494	12EFG4K X50FT	4651-1432	1	3/4	1.21	4000	16000	4.70
70831	12EFG4K XCTN	4651-1282	100	3/4	1.21	4000	16000	4.70
70166	12EFG4K XREEL	4651-0126	200	3/4	1.21	4000	16000	4.70
70717	12EFG4K XLL	4651-1385	200	3/4	1.21	4000	16000	4.70
85481	16EFG4K X25FT	4651-4012	1	1	1.50	4000	16000	6.00
85495	16EFG4K X50FT	4651-1433	1	1	1.50	4000	16000	6.00
70832	16EFG4K XCTN	4651-1283	100	1	1.50	4000	16000	6.00
70807	16EFG4K X100FT	4651-1460	100	1	1.50	4000	16000	6.00
70718	16EFG4K XLL	4651-1386	200	1	1.50	4000	16000	6.00
85482	20EFG4K X25FT	4651-4013	1	1 1/4	1.85	4000	16000	8.20
85438	20EFG4K X50FT	4651-1520	1	1 1/4	1.85	4000	16000	8.20

Parts Continued On Next Page

EFG4K SPIRAL WIRE HOSE - SAE 100R12 - CONTINUED

HIGH-PRESSURE SPIRAL WIRE - CONTINUED

Part No.	Description	Product No.	Standard Pack	⊖	↕			R
70833	20EFG4K XCTN	4651-1284	50	1 1/4	1.85	4000	16000	8.20
70719	20EFG4K XLL	4651-1387	200	1 1/4	1.85	4000	16000	8.20

EFG4K SPIRAL WIRE HOSE - SAE 100R12 - XTRATUFF™ COVER

HIGH-PRESSURE SPIRAL WIRE





RECOMMENDED FOR	EFG4K hose is recommended for very high–pressure, high–impulse applications. Compatible with biodegradable hydraulic fluids like polyolester, polyglycol and vegetable oil as well as standard petroleum–based fluids. Tested to Industry Leading 1,000,000 impulse cycles. XtraTuff™ hose lasts up to 25 times longer than standard hose during hose–to–hose and hose–to–metal abrasion tests per ISO 6945.
TUBE	Black; Nitrile - Type C; Oil Resistant. See **Characteristics of Hose Material Types**.
REINFORCEMENT	Four alternating layers of spiraled, high–tensile steel wire.
COVER	Black; XtraTuff; Abrasion, Flame, Oil Resistant. See **Characteristics of Hose Material Types**.
TEMPERATURE RANGE	-40°F to +250°F (-40°C to +121°C). For water emulsions, see **Maximum Temperature Limits for Water, Water/Oil Emulsions and Water/Glycol Solutions**.
COUPLING RECOMMENDATION	**GlobalSpiral™ Couplings** (G20) Section D **GlobalSpiral™ MAX Pressure Couplings** (G23), (G24) Section D **GlobalSpiral™ One–Piece Couplings** (20MGS) Section D **Stainless Steel Spiral Couplings** (G18) Section E (See www.gates.com/ecrimp for additional configurations.)
CERTIFICATIONS	SAE: 100R12 EN: 858 R12 ISO: 18752 Grade D (does not meet OD requirements), 3862 R12 Exceeds all requirements of ISO 18752 Grade D*, SAE 100R12, EN 856 R12 and ISO 3862 Type R12. *(Sizes 3/8", 1/2" and 5/8" exceed ISO 18752 Grade D performance but do not meet OD requirements.)

Part No.	Description	Product No.	Standard Pack	⊖	↕			R
70413	8EFG4K-XTF XREEL	4651-0264	230	1/2	0.94	4000	16000	3.50
70412	8EFG4K-XTF XLL	4651-0253	200	1/2	0.94	4000	16000	3.50
70511	10EFG4K-XTF XLL	4651-0255	200	5/8	1.09	4000	16000	4.00
70415	12EFG4K-XTF XREEL	4651-0266	200	3/4	1.21	4000	16000	4.70
70414	12EFG4K-XTF XLL	4651-0257	200	3/4	1.21	4000	16000	4.70
70416	16EFG4K-XTF XCTN	4651-0258	100	1	1.50	4000	16000	6.00
70417	16EFG4K-XTF XLL	4651-0259	200	1	1.50	4000	16000	6.00
70418	20EFG4K-XTF XCTN	4651-0260	50	1 1/4	1.85	4000	16000	8.20
70419	20EFG4K-XTF XLL	4651-0261	200	1 1/4	1.85	4000	16000	8.20

HOSE/CPLG. SELECTION
EQUIPMENT
HOSE SPECIFICATION
GLOBALSPIRAL COUPLINGS
STAINLESS STEEL SPIRAL COUPLINGS
MEGACRIMP COUPLINGS
STAINLESS STEEL BRAID COUPLINGS
POWER CRIMP COUPLINGS
FIELD ATTACHABLE - TYPE T COUPLINGS
FIELD ATTACHABLE - C5 COUPLINGS
FIELD ATTACHABLE - LOCK-ON COUPLINGS
C14 COUPLINGS & ASSEMBLIES
GLP & GL COUPLINGS
GLX COUPLINGS
PCTS THERMOPLASTIC COUPLINGS
POLARSEAL COUPLINGS (ACA, ACB, ACC)
POWER STEERING CPLGS. & TOC ASSEMBLIES
ADAPTERS
QUICK DISCONNECT COUPLERS
BALL VALVES
LIVE SWIVELS
ACCESSORIES
AIR BRAKE CPLGS. & ASSEMBLIES
KITS
BRASS

EFG4K SPIRAL WIRE HOSE - SAE 100R12 - MEGATUFF™ COVER

HIGH-PRESSURE SPIRAL WIRE





RECOMMENDED FOR	EFG4K hose is recommended for very high–pressure, high–impulse applications. Compatible with biodegradable hydraulic fluids like polyolester, polyglycol and vegetable oil as well as standard petroleum–based fluids. For Biodegradable Hydraulic Fluids. Tested to Industry Leading 1,000,000 impulse cycles. MegaTuff™ hose lasts up to 300 times longer than standard hose during hose–to–hose and hose–to–metal abrasion tests per ISO 6945.
TUBE	Black; Nitrile - Type C; Oil Resistant. See **Characteristics of Hose Material Types**.
REINFORCEMENT	Four alternating layers of spiraled, high–tensile steel wire.
COVER	Black; MegaTuff; Abrasion, Flame, Oil, Weather Resistant. See **Characteristics of Hose Material Types**.
TEMPERATURE RANGE	-40°F to +250°F (-40°C to +121°C). For water emulsions, see **Maximum Temperature Limits for Water, Water/Oil Emulsions and Water/Glycol Solutions**.
COUPLING RECOMMENDATION	**GlobalSpiral™ Couplings** (G20) Section D **GlobalSpiral™ MAX Pressure Couplings** (G23), (G24) Section D **GlobalSpiral™ One–Piece Couplings** (20MGS) Section D **Stainless Steel Spiral Couplings** (G18) Section E (See www.gates.com/ecrimp for additional configurations.)
CERTIFICATIONS	SAE: 100R12 EN: 857 R12 ISO: 18752 Grade D (does not meet OD requirements), 3862 R12 Exceeds all requirements of ISO 18752 Grade D*, SAE 100R12, EN 856 R12 and ISO 3862 Type R12. *(Sizes 3/8", 1/2" and 5/8" exceed ISO 18752 Grade D performance but do not meet OD requirements.)

Meets Flame Resistance Acceptance Designation "MSHA 2G".

Part No.	Description	Product No.	Standard Pack					
85483	6EFG4K-MTF X25FT	4651-4014	1	3/8	0.80	4000	16000	2.50
70945	6EFG4K-MTF XCTN	4651-1610	100	3/8	0.80	4000	16000	2.50
85484	8EFG4K-MTF X25FT	4651-4015	1	1/2	0.94	4000	16000	3.50
70946	8EFG4K-MTF XCTN	4651-1607	100	1/2	0.94	4000	16000	3.50
85485	10EFG4K-MTF X25FT	4651-4016	1	5/8	1.09	4000	16000	4.00
70947	10EFG4K-MTF XCTN	4651-1404	100	5/8	1.09	4000	16000	4.00
85486	12EFG4K-MTF X25FT	4651-4017	1	3/4	1.21	4000	16000	4.70
70877	12EFG4K-MTF XCTN	4651-1405	100	3/4	1.21	4000	16000	4.70
70726	12EFG4K-MTF XLL	4651-1388	200	3/4	1.21	4000	16000	4.70
85487	16EFG4K-MTF X25FT	4651-4018	1	1	1.50	4000	16000	6.00
70948	16EFG4K-MTF XCTN	4651-1406	100	1	1.50	4000	16000	6.00
70727	16EFG4K-MTF XLL	4651-1389	200	1	1.50	4000	16000	6.00
85488	20EFG4K-MTF X25FT	4651-4019	1	1 1/4	1.85	4000	16000	8.20
70949	20EFG4K-MTF XCTN	4651-1602	50	1 1/4	1.85	4000	16000	8.20
70129	20EFG4K-MTF XLL	4651-1638	200	1 1/4	1.85	4000	16000	8.20

EFG4KL LOW-TEMP SPIRAL WIRE HOSE - SAE 100R12

HIGH-PRESSURE SPIRAL WIRE





RECOMMENDED FOR	EFG4KL Low-Temp hose is recommended for very high-pressure hydraulic applications to provide greater performance, flexibility, easier routing and plumbing of mobile and stationary hydraulic platforms in very low temperature environments. Compatible with biodegradable hydraulic fluids like polyolester, polyglycol and vegetable oil as well as standard petroleum–based fluid. Tested to Industry Leading 1,000,000 impulse cycles.
TUBE	Black; Nitrile - Type C; Oil Resistant. See **Characteristics of Hose Material Types**.
REINFORCEMENT	Four alternating layers of spiraled, high–tensile wire.
COVER	Black; Polychloroprene (Neoprene) - Type A; Oil Resistant. See **Characteristics of Hose Material Types**.
TEMPERATURE RANGE	-70°F to +212°F (-57°C to +100°C). For water emulsions, see **Maximum Temperature Limits for Water, Water/Oil Emulsions and Water/Glycol Solutions**.
COUPLING RECOMMENDATION	**GlobalSpiral™ Couplings** (G20) Section D **GlobalSpiral™ One–Piece Couplings** (20MGS) Section D (See www.gates.com/ecrimp for additional configurations.)

Part No.	Description	Product No.	Standard Pack					
77001	12EFG4KL XCTN	4651-0023	100	3/4	1.21	4000	16000	4.80
85016	16EFG4KL X50FT	4651-5083	1	1	1.53	4000	16000	6.00
77002	16EFG4KL XCTN	4651-0024	100	1	1.53	4000	16000	6.00
70086	20EFG4KL XCTN	4651-0075	50	1 1/4	1.85	4000	16000	8.30

HOSE/CPLG. SELECTION
EQUIPMENT
HOSE SPECIFICATION
GLOBALSPIRAL COUPLINGS
STAINLESS STEEL SPIRAL COUPLINGS
MEGACRIMP COUPLINGS
STAINLESS STEEL BRAID COUPLINGS
POWER CRIMP COUPLINGS
FIELD ATTACHABLE - TYPE T COUPLINGS
FIELD ATTACHABLE - C5 COUPLINGS
FIELD ATTACHABLE - LOCK-ON COUPLINGS
C14 COUPLINGS & ASSEMBLIES
GLP & GL COUPLINGS
GLX COUPLINGS
PCTS THERMOPLASTIC COUPLINGS
POLARSEAL COUPLINGS (ACA, ACB, ACC)
POWER STEERING CPLGS. & TOC ASSEMBLIES
ADAPTERS
QUICK DISCONNECT COUPLERS
BALL VALVES
LIVE SWIVELS
ACCESSORIES
AIR BRAKE CPLGS. & ASSEMBLIES
KITS
BRASS

HOSE/CPLG. SELECTION
EQUIPMENT
HOSE SPECIFICATION
GLOBALSPIRAL COUPLINGS
STAINLESS STEEL SPIRAL COUPLINGS
MEGACRIMP COUPLINGS
STAINLESS STEEL BRAID COUPLINGS
POWER CRIMP COUPLINGS
FIELD ATTACHABLE - TYPE T COUPLINGS
FIELD ATTACHABLE - C5 COUPLINGS
FIELD ATTACHABLE - LOCK-ON COUPLINGS
C14 COUPLINGS & ASSEMBLIES
GLP & GL COUPLINGS
GLX COUPLINGS
PCTS THERMOPLASTIC COUPLINGS
POLARSEAL COUPLINGS (ACA, ACB, ACC)
POWER STEERING CPLGS. & TOC ASSEMBLIES
ADAPTERS
QUICK DISCONNECT COUPLERS
BALL VALVES
LIVE SWIVELS
ACCESSORIES
AIR BRAKE CPLGS. & ASSEMBLIES
KITS
BRASS

MXG™ 4K-XTP HOSE - XTRATUFF™ PLUS COVER

PATENTED XPIRAL™ WOVEN SPIRAL BRAID



RECOMMENDED FOR	Built with Gates patented Xpiral™ woven spiral technology, MegaSys™ MXG™ 4K hose is lightweight, highly flexible, and qualified to one million impulse cycles — it's a drop in replacement for conventional spiral hoses. Using design expertise and processing technologies, we engineered a hydraulic hose that exceeds the performance of wire spiral constructions but with the lower weight and flexibility driven by Gates materials science technology.
TUBE	Black; Nitrile - Type C; Synthetic Rubber. See **Characteristics of Hose Material Types**.
REINFORCEMENT	Patented Xpiral™ woven spiral
COVER	Black; Nitrile - Type C2; Abrasion, Flame, Oil, Weather Resistant. See **Characteristics of Hose Material Types**.
TEMPERATURE RANGE	-40°F to +250°F (-40°C to +121°C). For water emulsions, see **Maximum Temperature Limits for Water, Water/Oil Emulsions and Water/Glycol Solutions**.
COUPLING RECOMMENDATION	**GlobalSpiral™ Couplings** (G20) Section D **MegaCrimp™ Couplings** (G25) Section F **Stainless Steel Braid Couplings** (G17) Section G (See www.gates.com/ecrimp for additional configurations.)
CERTIFICATIONS	SAE: 100R12, 100R19 EN: 856 R12 ISO: 18752 280DC, 3862 R12

Meets Flame Resistance Acceptance Designation "MSHA 2G".

Part No.	Description	Product No.	Standard Pack					
85011	6MXG4K-XTP X50FT	4678-0007	1	3/8	0.70	4060	16240	2.50
70769	6MXG4K-XTP X100FT REEL	4678-0032	100	3/8	0.70	4060	16240	2.50
70460	6MXG4K-XTP X330REEL	4678-0001	330	3/8	0.70	4060	16240	2.50
85012	8MXG4K-XTP X50FT	4678-0008	1	1/2	0.82	4060	16240	3.50
70771	8MXG4K-XTP X100FT REEL	4678-0033	100	1/2	0.82	4060	16240	3.50
70461	8MXG4K-XTP X220REEL	4678-0002	220	1/2	0.82	4060	16240	3.50
85013	10MXG4K-XTP X50FT	4678-0009	1	5/8	0.99	4060	16240	3.90
70774	10MXG4K-XTP X100FT REEL	4678-0034	100	5/8	0.99	4060	16240	3.90
70462	10MXG4K-XTP X220REEL	4678-0003	220	5/8	0.99	4060	16240	3.90
85014	12MXG4K-XTP X50FT	4678-0010	1	3/4	1.14	4060	16240	4.70
70775	12MXG4K-XTP X100FT REEL	4678-0035	100	3/4	1.14	4060	16240	4.70
70463	12MXG4K-XTP X220REEL	4678-0004	220	3/4	1.14	4060	16240	4.70
85015	16MXG4K-XTP X50FT	4678-0011	1	1	1.50	4060	16240	5.90
70780	16MXG4K-XTP X100FT REEL	4678-0036	100	1	1.50	4060	16240	5.90
70464	16MXG4K-XTP X165REEL	4678-0005	165	1	1.50	4060	16240	5.90

EFG3K SPIRAL WIRE HOSE - SAE 100R12

HIGH-PRESSURE SPIRAL WIRE





RECOMMENDED FOR	EFG3K is recommended for very high-pressure, high-impulse hydraulic applications and is compatible with biodegradable hydraulic fluids like polyolester, polyglycol and vegetable oil as well as standard petroleum-based fluids. For Biodegradable Hydraulic Fluids. Tested to Industry Leading 1,000,000 impulse cycles.
TUBE	Black; Nitrile - Type C; Oil Resistant. See **Characteristics of Hose Material Types**.
REINFORCEMENT	Four alternating layers of spiraled, high–tensile steel wire.
COVER	Black; Polychloroprene (Neoprene) - Type A; Flame, Oil Resistant. See **Characteristics of Hose Material Types**.
TEMPERATURE RANGE	-40°F to +250°F (-40°C to +121°C). For water emulsions, see **Maximum Temperature Limits for Water, Water/Oil Emulsions and Water/Glycol Solutions**.
COUPLING RECOMMENDATION	**GlobalSpiral™ Couplings** (G20) Section D GlobalSpiral™ Plus Couplings (G22) Section D **GlobalSpiral™ One–Piece Couplings** (20MGS) Section D **Stainless Steel Spiral Couplings** (G18) Section E **Stainless Steel Braid Couplings** (G17) Section G (See www.gates.com/ecrimp for additional configurations.)
CERTIFICATIONS	SAE: 100R12 EN: 856 R12, 856 4SP ISO: 18752 Grade D, 3862 R12 Exceeds all requirements for ISO 18752 Grade D, SAE 100R12, EN 856 R12, and performance requirements of EN 856 4SP, and ISO 3862 Type R12.

Meets Flame Resistance Acceptance Designation "MSHA 2G".
Also available in MegaTuff™ cover.

Part No.	Description	Product No.	Standard Pack					
85489	20EFG3K X25FT	4651-4003	1	1 1/4	1.85	3000	12000	8.20
85497	20EFG3K X50FT	4651-1434	1	1 1/4	1.85	3000	12000	8.20
70539	20EFG3K XCTN	4651-1381	100	1 1/4	1.85	3000	12000	8.20
70707	20EFG3K XLL	4651-1384	200	1 1/4	1.85	3000	12000	8.20
85430	24EFG3K X25FT	4651-1740	1	1 1/2	2.11	3000	12000	10.00
71054	24EFG3K XCTN	4651-1451	50	1 1/2	2.11	3000	12000	10.00
70114	24EFG3K XLL	4651-2207	200	1 1/2	2.11	3000	12000	10.00
85434	32EFG3K X25FT	4651-1744	1	2	2.63	3000	12000	12.50
71058	32EFG3K XCTN	4651-1452	50	2	2.63	3000	12000	12.50
70265	32EFG3K XLL	4651-2210	200	2	2.63	3000	12000	12.50

HOSE/CPLG. SELECTION
EQUIPMENT
HOSE SPECIFICATION
GLOBALSPIRAL COUPLINGS
STAINLESS STEEL SPIRAL COUPLINGS
MEGACRIMP COUPLINGS
STAINLESS STEEL BRAID COUPLINGS
POWER CRIMP COUPLINGS
FIELD ATTACHABLE - TYPE T COUPLINGS
FIELD ATTACHABLE - C5 COUPLINGS
FIELD ATTACHABLE - LOCK-ON COUPLINGS
C14 COUPLINGS & ASSEMBLIES
GLP & GL COUPLINGS
GLX COUPLINGS
PCTS THERMOPLASTIC COUPLINGS
POLARSEAL COUPLINGS (ACA, ACB, ACC)
POWER STEERING CPLGS. & TOC ASSEMBLIES
ADAPTERS
QUICK DISCONNECT COUPLERS
BALL VALVES
LIVE SWIVELS
ACCESSORIES
AIR BRAKE CPLGS. & ASSEMBLIES
KITS
BRASS

EFG3K SPIRAL WIRE HOSE - SAE 100R12 - MEGATUFF™ COVER

HIGH-PRESSURE SPIRAL WIRE





RECOMMENDED FOR	EFG3K is recommended for very high-pressure, high-impulse hydraulic applications and is compatible with biodegradable hydraulic fluids like polyolester, polyglycol and vegetable oil as well as standard petroleum-based fluids. For Biodegradable Hydraulic Fluids. Tested to Industry Leading 1,000,000 impulse cycles. MegaTuff™ hose lasts up to 300 times longer than standard hose during hose–to–hose and hose–to–metal abrasion tests per ISO 6945.
TUBE	Black; Nitrile - Type C; Oil Resistant. See **Characteristics of Hose Material Types**.
REINFORCEMENT	Four alternating layers of spiraled, high–tensile steel wire.
COVER	Black; MegaTuff; Flame, Oil Resistant. See **Characteristics of Hose Material Types**.
TEMPERATURE RANGE	-40°F to +250°F (-40°C to +121°C). For water emulsions, see **Maximum Temperature Limits for Water, Water/Oil Emulsions and Water/Glycol Solutions**.
COUPLING RECOMMENDATION	**GlobalSpiral™ Couplings** (G20) Section D GlobalSpiral™ Plus Couplings (G22) Section D **GlobalSpiral™ One–Piece Couplings** (20MGS) Section D **Stainless Steel Spiral Couplings** (G18) Section E **Stainless Steel Braid Couplings** (G17) Section G (See www.gates.com/ecrimp for additional configurations.)
CERTIFICATIONS	SAE: 100R12 EN: 857 R12, 856 4SP ISO: 18753 Grade D, 3862 R12 Exceeds all requirements for ISO 18752 Grade D, exceeds all performance requirements for SAE 100R12, EN 856 R12, performance requirements of EN 856 4SP and ISO 3862 Type R12.

Meets Flame Resistance Acceptance Designation "MSHA 2G".

Part No.	Description	Product No.	Standard Pack					
85490	20EFG3K-MTF X25FT	4651-4004	1	1 1/4	1.85	3000	12000	8.20
70950	20EFG3K-MTF XCTN	4651-1425	100	1 1/4	1.85	3000	12000	8.20
70951	20EFG3K-MTF XLL	4651-1427	200	1 1/4	1.85	3000	12000	8.20
85431	24EFG3K-MTF X25FT	4651-1741	1	1 1/2	2.11	3000	12000	10.00
71053	24EFG3K-MTF XCTN	4651-2201	50	1 1/2	2.11	3000	12000	10.00
70255	24EFG3K-MTF XLL	4651-2202	200	1 1/2	2.11	3000	12000	10.00
71057	32EFG3K-MTF XCTN	4651-2205	50	2	2.63	3000	12000	25.00
70288	32EFG3K-MTF XLL	4651-2206	200	2	2.63	3000	12000	25.00

GLOBAL M6K MEGA6000™ HOSE

HIGH-PRESSURE WIRE BRAID





RECOMMENDED FOR	Global M6K is recommended for high-pressure hydraulic applications. Easy to route and to install in extremely tight areas. Tested to Industry Leading 600,000 impulse cycles.
TUBE	Black; Nitrile - Type C; Hyd Fluid, Phosphate Ester, Water Glycol Resistant. See **Characteristics of Hose Material Types**.
REINFORCEMENT	Two braids of high–tensile steel wire.
COVER	Black; Nitrile/PVC - Type C2; Abrasion, Flame, Oil, Weather Resistant. See **Characteristics of Hose Material Types**.
TEMPERATURE RANGE	-40°F to +212°F (-40°C to +100°C). For water emulsions, see **Maximum Temperature Limits for Water, Water/Oil Emulsions and Water/Glycol Solutions**.
COUPLING RECOMMENDATION	**MegaCrimp™ Couplings** (G25) Section F **Stainless Steel Braid Couplings** (G17) Section G (See www.gates.com/ecrimp for additional configurations.)

Meets Flame Resistance Acceptance Designation "MSHA 2G".

Part No.	Description	Product No.	Standard Pack					
70599	4M6K XREEL	4657-2697	440	1/4	0.58	6000	24000	2.00

GLOBAL M5K MEGA5000™ HOSE

HIGH-PRESSURE WIRE BRAID





RECOMMENDED FOR	Recommended for high-pressure hydraulic applications. Easy to route and to install in extremely tight areas. Tested to Industry Leading 600,000 impulse cycles.
TUBE	Black; Nitrile - Type C; Hyd Fluid, Phosphate Ester, Water Glycol Resistant. See **Characteristics of Hose Material Types**.
REINFORCEMENT	Two braids of high–tensile steel wire.
COVER	Black; Nitrile/PVC - Type C2; Abrasion, Flame, Oil, Weather Resistant. See **Characteristics of Hose Material Types**.
TEMPERATURE RANGE	-40°F to +212°F (-40°C to +100°C). For water emulsions, see **Maximum Temperature Limits for Water, Water/Oil Emulsions and Water/Glycol Solutions**.
COUPLING RECOMMENDATION	**GlobalSpiral™ Couplings** (G20) Section D **MegaCrimp™ Couplings** (G25) Section F **Stainless Steel Braid Couplings** (G17) Section G (See www.gates.com/ecrimp for additional configurations.)
CERTIFICATIONS	ISO: 18752 Grade B Exceeds ISO 18752 Grade B.

Meets Flame Resistance Acceptance Designation "MSHA 2G".
Also available in XtraTuff™ and MegaTuff™ covers.

Part No.	Description	Product No.	Standard Pack					
85607	4M5K X50FT	4657-4122	1	1/4	0.55	5000	20000	2.00
70596	4M5K XREEL	4657-1100	440	1/4	0.55	5000	20000	2.00
70449	5M5K XREEL	4657-8006	350	5/16	0.61	5000	20000	2.20
85606	6M5K X50FT	4657-4121	1	3/8	0.70	5000	20000	2.50
70597	6M5K XREEL	4657-2695	330	3/8	0.70	5000	20000	2.50

Parts Continued On Next Page

GLOBAL M5K MEGA5000™ HOSE - CONTINUED

HIGH-PRESSURE WIRE BRAID - CONTINUED

Part No.	Description	Product No.	Standard Pack					
85608	8M5K X50FT	4657-4123	1	1/2	0.86	5000	20000	3.50
70598	8M5K XREEL	4657-2650	220	1/2	0.86	5000	20000	3.50

GLOBAL M5K MEGA5000™ HOSE - XTRATUFF™ COVER

HIGH-PRESSURE WIRE BRAID





RECOMMENDED FOR	Recommended for high-pressure hydraulic applications. Easy to route and to install in extremely tight areas. Tested to Industry Leading 600,000 impulse cycles. XtraTuff™ hose lasts up to 25 times longer than standard hose during hose–to–hose and hose–to–metal abrasion tests per ISO 6945.
TUBE	Black; Nitrile - Type C; Hyd Fluid, Phosphate Ester, Water Glycol Resistant. See **Characteristics of Hose Material Types**.
REINFORCEMENT	Two braids of high–tensile steel wire.
COVER	Black; XtraTuff; Abrasion, Flame, Oil, Weather Resistant. See **Characteristics of Hose Material Types**.
TEMPERATURE RANGE	-40°F to +212°F (-40°C to +100°C). For water emulsions, see **Maximum Temperature Limits for Water, Water/Oil Emulsions and Water/Glycol Solutions**.
COUPLING RECOMMENDATION	**GlobalSpiral™ Couplings** (G20) Section D **MegaCrimp™ Couplings** (G25) Section F **Stainless Steel Braid Couplings** (G17) Section G (See www.gates.com/ecrimp for additional configurations.)
CERTIFICATIONS	ISO: 18752 Grade B Exceeds ISO 18752 Grade B.

Meets Flame Resistance Acceptance Designation "MSHA 2G".

Part No.	Description	Product No.	Standard Pack					
70423	4M5K-XTF XREEL	4657-8007	440	1/4	0.55	5000	20000	2.00
70430	6M5K-XTF XREEL	4657-8009	330	3/8	0.70	5000	20000	2.50
70399	8M5K-XTF XREEL	4657-8010	220	1/2	0.86	5000	20000	3.50

GLOBAL M5K MEGA5000™ HOSE - MEGATUFF™ COVER

HIGH-PRESSURE WIRE BRAID





RECOMMENDED FOR	Recommended for high-pressure hydraulic applications. Easy to route and to install in extremely tight areas. Tested to Industry Leading 600,000 impulse cycles. MegaTuff™ hose lasts up to 300 times longer than standard hose during hose–to–hose and hose–to–metal abrasion tests per ISO 6945.
TUBE	Black; Nitrile - Type C; Hyd Fluid, Phosphate Ester, Water Glycol Resistant. See **Characteristics of Hose Material Types**.
REINFORCEMENT	Two braids of high–tensile steel wire.
COVER	Black; MegaTuff; Abrasion, Flame, Oil, Weather Resistant. See **Characteristics of Hose Material Types**.
TEMPERATURE RANGE	-40°F to +212°F (-40°C to +100°C). For water emulsions, see **Maximum Temperature Limits for Water, Water/Oil Emulsions and Water/Glycol Solutions**.
COUPLING RECOMMENDATION	**GlobalSpiral™ Couplings** (G20) Section D **MegaCrimp™ Couplings** (G25) Section F **Stainless Steel Braid Couplings** (G17) Section G (See www.gates.com/ecrimp for additional configurations.)
CERTIFICATIONS	ISO: 18752 Grade B Exceeds ISO 18752 Grade B.

Meets Flame Resistance Acceptance Designation "MSHA 2G".

Part No.	Description	Product No.	Standard Pack					
70386	4M5K-MTF XREEL	4657-8011	440	1/4	0.55	5000	20000	2.00
70343	5M5K-MTF XREEL	4657-8012	350	5/16	0.61	5000	20000	2.20
70340	6M5K-MTF XREEL	4657-8013	330	3/8	0.70	5000	20000	2.50
70329	8M5K-MTF XREEL	4657-8014	220	1/2	0.86	5000	20000	3.50

HOSE/CPLG. SELECTION
EQUIPMENT
HOSE SPECIFICATION
GLOBALSPIRAL COUPLINGS
STAINLESS STEEL SPIRAL COUPLINGS
MEGACRIMP COUPLINGS
STAINLESS STEEL BRAID COUPLINGS
POWER CRIMP COUPLINGS
FIELD ATTACHABLE - TYPE T COUPLINGS
FIELD ATTACHABLE - C5 COUPLINGS
FIELD ATTACHABLE - LOCK-ON COUPLINGS
C14 COUPLINGS & ASSEMBLIES
GLP & GL COUPLINGS
GLX COUPLINGS
PCTS THERMOPLASTIC COUPLINGS
POLARSEAL COUPLINGS (ACA, ACB, ACC)
POWER STEERING CPLGS. & TOC ASSEMBLIES
ADAPTERS
QUICK DISCONNECT COUPLERS
BALL VALVES
LIVE SWIVELS
ACCESSORIES
AIR BRAKE CPLGS. & ASSEMBLIES
KITS
BRASS

HOSE/CPLG. SELECTION
EQUIPMENT
HOSE SPECIFICATION
GLOBALSPIRAL COUPLINGS
STAINLESS STEEL SPIRAL COUPLINGS
MEGACRIMP COUPLINGS
STAINLESS STEEL BRAID COUPLINGS
POWER CRIMP COUPLINGS
FIELD ATTACHABLE - TYPE T COUPLINGS
FIELD ATTACHABLE - C5 COUPLINGS
FIELD ATTACHABLE - LOCK-ON COUPLINGS
C14 COUPLINGS & ASSEMBLIES
GLP & GL COUPLINGS
GLX COUPLINGS
PCTS THERMOPLASTIC COUPLINGS
POLARSEAL COUPLINGS (ACA, ACB, ACC)
POWER STEERING CPLGS. & TOC ASSEMBLIES
ADAPTERS
QUICK DISCONNECT COUPLERS
BALL VALVES
LIVE SWIVELS
ACCESSORIES
AIR BRAKE CPLGS. & ASSEMBLIES
KITS
BRASS

GLOBAL M4K MEGA4000™ HOSE - SAE 100R19

HIGH-PRESSURE WIRE BRAID





RECOMMENDED FOR	Recommended for high-pressure hydraulic applications. Easy to route and to install in extremely tight areas. Tested to Industry Leading 600,000 impulse cycles.
TUBE	Black; Nitrile - Type C; Hyd Fluid, Phosphate Ester, Water Glycol Resistant. See **Characteristics of Hose Material Types**.
REINFORCEMENT	Two braids of high–tensile steel wire.
COVER	Black; Modified Nitrile - Type C2; Abrasion, Flame, Oil, Weather Resistant. See **Characteristics of Hose Material Types**.
TEMPERATURE RANGE	-40°F to +212°F (-40°C to +100°C). For water emulsions, see **Maximum Temperature Limits for Water, Water/Oil Emulsions and Water/Glycol Solutions**.
COUPLING RECOMMENDATION	**GlobalSpiral™ Couplings** (G20) Section D **MegaCrimp™ Couplings** (G25) Section F **Stainless Steel Spiral Couplings** (G18) Section E **Stainless Steel Braid Couplings** (G17) Section G (See www.gates.com/ecrimp for additional configurations.)
CERTIFICATIONS	SAE: 100R19 ISO: 18752 Grade B, 11237 R19 Exceeds ISO 18752 Grade B, SAE 100R19 and ISO 11237 R19.

Meets Flame Resistance Acceptance Designation "MSHA 2G".
Also available in XtraTuff™ and MegaTuff™ covers.

Part No.	Description	Product No.	Standard Pack					
85616	4M4K X50FT	4657-1238	1	1/4	0.55	4000	16000	1.50
70829	4M4K XREEL	4657-1467	440	1/4	0.55	4000	16000	1.50
70457	5M4K XREEL	4657-8015	350	5/16	0.61	4000	16000	1.80
85617	6M4K X50FT	4657-4867	1	3/8	0.70	4000	16000	2.00
70821	6M4K XREEL	4657-1458	330	3/8	0.70	4000	16000	2.00
70663	6M4K XBALE	4657-5775	3800	3/8	0.70	4000	16000	2.00
85618	8M4K X50FT	4657-4868	1	1/2	0.82	4000	16000	2.80
70822	8M4K XREEL	4657-1459	220	1/2	0.82	4000	16000	2.80
70671	8M4K XBALE	4657-5776	2200	1/2	0.82	4000	16000	2.80
85619	10M4K X50FT	4657-4869	1	5/8	0.99	4000	16000	3.00
70823	10M4K XREEL	4657-1460	220	5/8	0.99	4000	16000	3.00
70638	10M4K XBALE	4657-5777	1750	5/8	0.99	4000	16000	3.00
85620	12M4K X50FT	4657-4870	1	3/4	1.17	4000	16000	3.80
70824	12M4K XREEL	4657-1461	220	3/4	1.17	4000	16000	3.80
70648	12M4K XBALE	4657-5778	1250	3/4	1.17	4000	16000	3.80
71064	16M4K XREEL	4657-4051	165	1	1.52	4000	16000	4.50

GLOBAL M4K MEGA4000™ HOSE - SAE 100R19 - XTRATUFF™ COVER

HIGH-PRESSURE WIRE BRAID





RECOMMENDED FOR	Recommended for high-pressure hydraulic applications. Easy to route and to install in extremely tight areas. Tested to Industry Leading 600,000 impulse cycles. XtraTuff™ hose lasts up to 25 times longer than standard hose during hose–to–hose and hose–to–metal abrasion tests per ISO 6945.
TUBE	Black; Nitrile - Type C; Hyd Fluid, Phosphate Ester, Water Glycol Resistant. See **Characteristics of Hose Material Types**.
REINFORCEMENT	Two braids of high–tensile steel wire.
COVER	Black; XtraTuff; Abrasion, Flame, Oil, Weather Resistant. See **Characteristics of Hose Material Types**.
TEMPERATURE RANGE	-40°F to +212°F (-40°C to +100°C). For water emulsions, see **Maximum Temperature Limits for Water, Water/Oil Emulsions and Water/Glycol Solutions**.
COUPLING RECOMMENDATION	**GlobalSpiral™ Couplings** (G20) Section D **MegaCrimp™ Couplings** (G25) Section F **Stainless Steel Spiral Couplings** (G18) Section E **Stainless Steel Braid Couplings** (G17) Section G (See www.gates.com/ecrimp for additional configurations.)
CERTIFICATIONS	SAE: 100R19 ISO: 18754 Grade B, 11237 R19 Exceeds ISO 18752 Grade B, SAE 100R19 and ISO 11237 R19.

Meets Flame Resistance Acceptance Designation "MSHA 2G".

Part No.	Description	Product No.	Standard Pack	⊖	⌀			R
70693	4M4K-XTF XREEL	4657-2281	440	1/4	0.55	4000	16000	1.50
70694	6M4K-XTF XREEL	4657-2283	330	3/8	0.70	4000	16000	2.00
85543	8M4K-XTF X50FT	4657-2614	1	1/2	0.82	4000	16000	2.80
70695	8M4K-XTF XREEL	4657-2284	220	1/2	0.82	4000	16000	2.80
70696	10M4K-XTF XREEL	4657-2285	220	5/8	0.99	4000	16000	3.00
70697	12M4K-XTF XREEL	4657-2286	220	3/4	1.17	4000	16000	3.80
71104	16M4K-XTF XREEL	4657-4052	165	1	1.52	4000	16000	4.50

HOSE/CPLG. SELECTION
EQUIPMENT
HOSE SPECIFICATION
GLOBALSPIRAL COUPLINGS
STAINLESS STEEL SPIRAL COUPLINGS
MEGACRIMP COUPLINGS
STAINLESS STEEL BRAID COUPLINGS
POWER CRIMP COUPLINGS
FIELD ATTACHABLE - TYPE T COUPLINGS
FIELD ATTACHABLE - C5 COUPLINGS
FIELD ATTACHABLE - LOCK-ON COUPLINGS
C14 COUPLINGS & ASSEMBLIES
GLP & GL COUPLINGS
GLX COUPLINGS
PCTS THERMOPLASTIC COUPLINGS
POLARSEAL COUPLINGS (ACA, ACB, ACC)
POWER STEERING CPLGS. & TOC ASSEMBLIES
ADAPTERS
QUICK DISCONNECT COUPLERS
BALL VALVES
LIVE SWIVELS
ACCESSORIES
AIR BRAKE CPLGS. & ASSEMBLIES
KITS
BRASS

HOSE/CPLG. SELECTION
EQUIPMENT
HOSE SPECIFICATION
GLOBALSPIRAL COUPLINGS
STAINLESS STEEL SPIRAL COUPLINGS
MEGACRIMP COUPLINGS
STAINLESS STEEL BRAID COUPLINGS
POWER CRIMP COUPLINGS
FIELD ATTACHABLE - TYPE T COUPLINGS
FIELD ATTACHABLE - C5 COUPLINGS
FIELD ATTACHABLE - LOCK-ON COUPLINGS
C14 COUPLINGS & ASSEMBLIES
GLP & GL COUPLINGS
GLX COUPLINGS
PCTS THERMOPLASTIC COUPLINGS
POLARSEAL COUPLINGS (ACA, ACB, ACC)
POWER STEERING CPLGS. & TOC ASSEMBLIES
ADAPTERS
QUICK DISCONNECT COUPLERS
BALL VALVES
LIVE SWIVELS
ACCESSORIES
AIR BRAKE CPLGS. & ASSEMBLIES
KITS
BRASS

GLOBAL M4K MEGA4000™ HOSE - SAE 100R19 - MEGATUFF™ COVER

HIGH-PRESSURE WIRE BRAID





RECOMMENDED FOR	Recommended for high-pressure hydraulic applications. Easy to route and to install in extremely tight areas. Tested to Industry Leading 600,000 impulse cycles. MegaTuff™ hose lasts up to 300 times longer than standard hose during hose–to–hose and hose–to–metal abrasion tests per ISO 6945.
TUBE	Black; Nitrile - Type C; Hyd Fluid, Phosphate Ester, Water Glycol Resistant. See **Characteristics of Hose Material Types**.
REINFORCEMENT	Two braids of high–tensile steel wire.
COVER	Black; MegaTuff; Abrasion, Flame, Oil, Weather Resistant. See **Characteristics of Hose Material Types**.
TEMPERATURE RANGE	-40°F to +212°F (-40°C to +100°C). For water emulsions, see **Maximum Temperature Limits for Water, Water/Oil Emulsions and Water/Glycol Solutions**.
COUPLING RECOMMENDATION	**GlobalSpiral™ Couplings** (G20) Section D **MegaCrimp™ Couplings** (G25) Section F **Stainless Steel Spiral Couplings** (G18) Section E **Stainless Steel Braid Couplings** (G17) Section G (See www.gates.com/ecrimp for additional configurations.)
CERTIFICATIONS	SAE: 100R19 ISO: 18752 Grade B, 11237 R19 Exceeds ISO 18752 Grade B, SAE 100R19 and ISO 11237 R19.

Meets Flame Resistance Acceptance Designation "MSHA 2G".

Part No.	Description	Product No.	Standard Pack					
85519	4M4K-MTF X50FT	4657-1239	1	1/4	0.55	4000	16000	1.50
70830	4M4K-MTF XREEL	4657-1477	350	1/4	0.55	4000	16000	1.50
70326	5M4K-MTF XREEL	4657-8017	350	5/16	0.61	4000	16000	1.80
85520	6M4K-MTF X50FT	4657-4020	1	3/8	0.70	4000	16000	2.00
70825	6M4K-MTF XREEL	4657-1479	330	3/8	0.70	4000	16000	2.00
85521	8M4K-MTF X50FT	4657-4021	1	1/2	0.82	4000	16000	2.80
70826	8M4K-MTF XREEL	4657-1480	220	1/2	0.82	4000	16000	2.80
70678	8M4K-MTF XBALE	4657-5016	2000	1/2	0.82	4000	16000	2.80
85522	10M4K-MTF X50FT	4657-4022	1	5/8	0.99	4000	16000	3.00
70827	10M4K-MTF XREEL	4657-1481	220	5/8	0.99	4000	16000	3.00
85524	12M4K-MTF X50FT	4657-4024	1	3/4	1.17	4000	16000	3.80
70828	12M4K-MTF XREEL	4657-1482	190	3/4	1.17	4000	16000	3.80
71103	16M4K-MTF XREEL	4657-4053	165	1	1.52	4000	16000	4.50

GLOBAL M4KL MEGA4000™ POLARFLEX™ HOSE - SAE 100R19

HIGH-PRESSURE WIRE BRAID

RECOMMENDED FOR	Global M4KL Mega400™ PolarFlex™ Low-Temp hose is recommended for extremely low temperature high-pressure hydraulic applications. Easy to route and to install in extremely tight areas. Tested to Industry Leading 600,000 impulse cycles.
TUBE	Black; Nitrile - Type C; Hyd Fluid, Phosphate Ester, Water Glycol Resistant. See **Characteristics of Hose Material Types**.
REINFORCEMENT	Two braids of high–tensile steel wire.
COVER	Black; Polychloroprene (Neoprene) - Type A; Abrasion, Flame, Oil, Weather Resistant. See **Characteristics of Hose Material Types**.
TEMPERATURE RANGE	-70°F to +212°F (-57°C to +100°C). For water emulsions, see **Maximum Temperature Limits for Water, Water/Oil Emulsions and Water/Glycol Solutions**.
COUPLING RECOMMENDATION	**MegaCrimp™ Couplings** (G25) Section F (See www.gates.com/ecrimp for additional configurations.)
CERTIFICATIONS	SAE: 100R19 ISO: 18752 Grade B, 11237 R19 Exceeds ISO 18752 Grade B, SAE 100R19 and ISO 11237 R19.





Meets Flame Resistance Acceptance Designation "MSHA 2G".

Part No.	Description	Product No.	Standard Pack	⊖	⊙			R
70148	4M4KL XREEL	4657-4470	440	1/4	0.54	4000	16000	2.00
70150	6M4KL XREEL	4657-4472	330	3/8	0.69	4000	16000	2.50
70151	8M4KL XREEL	4657-4473	220	1/2	0.82	4000	16000	3.50
70152	10M4KL XREEL	4657-4474	220	5/8	0.98	4000	16000	4.00
70153	12M4KL XREEL	4657-4475	220	3/4	1.16	4000	16000	6.00
70154	16M4KL XREEL	4657-4476	165	1	1.52	4000	16000	6.00

HOSE/CPLG. SELECTION
EQUIPMENT
HOSE SPECIFICATION
GLOBALSPIRAL COUPLINGS
STAINLESS STEEL SPIRAL COUPLINGS
MEGACRIMP COUPLINGS
STAINLESS STEEL BRAID COUPLINGS
POWER CRIMP COUPLINGS
FIELD ATTACHABLE - TYPE T COUPLINGS
FIELD ATTACHABLE - C5 COUPLINGS
FIELD ATTACHABLE - LOCK-ON COUPLINGS
C14 COUPLINGS & ASSEMBLIES
GLP & GL COUPLINGS
GLX COUPLINGS
PCTS THERMOPLASTIC COUPLINGS
POLARSEAL COUPLINGS (ACA, ACB, ACC)
POWER STEERING CPLGS. & TOC ASSEMBLIES
ADAPTERS
QUICK DISCONNECT COUPLERS
BALL VALVES
LIVE SWIVELS
ACCESSORIES
AIR BRAKE CPLGS. & ASSEMBLIES
KITS
BRASS

HOSE/CPLG. SELECTION
EQUIPMENT
HOSE SPECIFICATION
GLOBALSPIRAL COUPLINGS
STAINLESS STEEL SPIRAL COUPLINGS
MEGACRIMP COUPLINGS
STAINLESS STEEL BRAID COUPLINGS
POWER CRIMP COUPLINGS
FIELD ATTACHABLE - TYPE T COUPLINGS
FIELD ATTACHABLE - C5 COUPLINGS
FIELD ATTACHABLE - LOCK-ON COUPLINGS
C14 COUPLINGS & ASSEMBLIES
GLP & GL COUPLINGS
GLX COUPLINGS
PCTS THERMOPLASTIC COUPLINGS
POLARSEAL COUPLINGS (ACA, ACB, ACC)
POWER STEERING CPLGS. & TOC ASSEMBLIES
ADAPTERS
QUICK DISCONNECT COUPLERS
BALL VALVES
LIVE SWIVELS
ACCESSORIES
AIR BRAKE CPLGS. & ASSEMBLIES
KITS
BRASS

GLOBAL M4KH MEGA4000™ HOSE - HIGH-TEMP - SAE 100R19

HIGH-PRESSURE WIRE BRAID





RECOMMENDED FOR	Global M4KH High-Temp hose is recommended for high–pressure hydraulic applications at elevated temperatures. Allows for tighter minimum bend radius, increased working pressure and improved impulse cycles than industry standards. Provides greater performance, flexibility, easier routing and plumbing of mobile and stationary hydraulic platforms. Tested to Industry Leading 600,000 impulse cycles.
TUBE	Black; Nitrile - Type C; Hyd Fluid, Phosphate Ester, Water Glycol Resistant. See **Characteristics of Hose Material Types**.
REINFORCEMENT	Two braids of high–tensile steel wire.
COVER	Black; Polychloroprene (Neoprene) - Type A; Abrasion, Flame, Oil, Weather Resistant. See **Characteristics of Hose Material Types**.
TEMPERATURE RANGE	-40°F to +250°F (-40°C to +121°C). For water emulsions, see **Maximum Temperature Limits for Water, Water/Oil Emulsions and Water/Glycol Solutions**.
COUPLING RECOMMENDATION	**MegaCrimp™ Couplings** (G25) Section F (See www.gates.com/ecrimp for additional configurations.)
CERTIFICATIONS	SAE: 100R19 EN: 45545-2 ISO: 18752 Grade C, 11237 R19 Exceeds ISO 18752 Grade C, SAE 100R19 and ISO 11237 R19.

Meets Flame Resistance Acceptance Designation "MSHA 2G".
Also available in MegaTuff™ cover.

Part No.	Description	Product No.	Standard Pack					
85540	4M4KH X50FT	4657-4098	1	1/4	0.55	4000	16000	2.00
70901	4M4KH XREEL	4657-2381	440	1/4	0.55	4000	16000	2.00
85546	6M4KH X50FT	4657-4099	1	3/8	0.70	4000	16000	2.50
85547	8M4KH X50FT	4657-4100	1	1/2	0.82	4000	16000	3.50
70903	8M4KH XREEL	4657-2384	220	1/2	0.82	4000	16000	3.50
85548	10M4KH X50FT	4657-4101	1	5/8	0.99	4000	16000	4.00
70904	10M4KH XREEL	4657-2385	220	5/8	0.99	4000	16000	4.00
85549	12M4KH X50FT	4657-2619	1	3/4	1.17	4000	16000	4.70
70905	12M4KH XREEL	4657-2386	220	3/4	1.17	4000	16000	4.70

GLOBAL M4KH MEGA4000™ HOSE - HIGH-TEMP - SAE 100R19 - MEGATUFF™ COVER

HIGH-PRESSURE WIRE BRAID





RECOMMENDED FOR	Global M4KH High-Temp hose is recommended for high–pressure hydraulic applications at elevated temperatures. Allows for tighter minimum bend radius, increased working pressure and improved impulse cycles than industry standards. Provides greater performance, flexibility, easier routing and plumbing of mobile and stationary hydraulic platforms. Tested to Industry Leading 600,000 impulse cycles. MegaTuff™ hose lasts up to 300 times longer than standard hose during hose–to–hose and hose–to–metal abrasion tests per ISO 6945.
TUBE	Black; Nitrile - Type C; Hyd Fluid, Phosphate Ester, Water Glycol Resistant. See **Characteristics of Hose Material Types**.
REINFORCEMENT	Two braids of high–tensile steel wire.
COVER	Black; MegaTuff; Abrasion, Flame, Oil, Weather Resistant. See **Characteristics of Hose Material Types**.
TEMPERATURE RANGE	-40°F to +250°F (-40°C to +121°C). For water emulsions, see **Maximum Temperature Limits for Water, Water/Oil Emulsions and Water/Glycol Solutions**.
COUPLING RECOMMENDATION	**MegaCrimp™ Couplings** (G25) Section F (See www.gates.com/ecrimp for additional configurations.)
CERTIFICATIONS	SAE: 100R19 ISO: 18752 Grade C, 11237 R19 Exceeds ISO 18752 Grade C, SAE 100R19 and ISO 11237 R19.

Meets Flame Resistance Acceptance Designation "MSHA 2G".

Part No.	Description	Product No.	Standard Pack	⟷	↕			R
85448	4M4KH-MTF X50FT	4657-4093	1	1/4	0.55	4000	16000	2.00
70956	4M4KH-MTF XREEL	4657-2157	440	1/4	0.55	4000	16000	2.00
70957	6M4KH-MTF XREEL	4657-2159	330	3/8	0.70	4000	16000	2.50
85450	8M4KH-MTF X50FT	4657-4095	1	1/2	0.82	4000	16000	3.50
70958	8M4KH-MTF XREEL	4657-2160	220	1/2	0.82	4000	16000	3.50
85451	10M4KH-MTF X50FT	4657-4096	1	5/8	0.99	4000	16000	4.00
70959	10M4KH-MTF XREEL	4657-2161	220	5/8	0.99	4000	16000	4.00
85452	12M4KH-MTF X50FT	4657-4097	1	3/4	1.17	4000	16000	4.70
70973	12M4KH-MTF XREEL	4657-2396	190	3/4	1.17	4000	16000	4.70

HOSE/CPLG. SELECTION
EQUIPMENT
HOSE SPECIFICATION
GLOBALSPIRAL COUPLINGS
STAINLESS STEEL SPIRAL COUPLINGS
MEGACRIMP COUPLINGS
STAINLESS STEEL BRAID COUPLINGS
POWER CRIMP COUPLINGS
FIELD ATTACHABLE - TYPE T COUPLINGS
FIELD ATTACHABLE - C5 COUPLINGS
FIELD ATTACHABLE - LOCK-ON COUPLINGS
C14 COUPLINGS & ASSEMBLIES
GLP & GL COUPLINGS
GLX COUPLINGS
PCTS THERMOPLASTIC COUPLINGS
POLARSEAL COUPLINGS (ACA, ACB, ACC)
POWER STEERING CPLGS. & TOC ASSEMBLIES
ADAPTERS
QUICK DISCONNECT COUPLERS
BALL VALVES
LIVE SWIVELS
ACCESSORIES
AIR BRAKE CPLGS. & ASSEMBLIES
KITS
BRASS

GLOBAL M3K MEGA3000™ HOSE - SAE 100R17

HIGH-PRESSURE WIRE BRAID





RECOMMENDED FOR	Recommended for high-pressure hydraulic oil line applications. Easy to route and to install in extremely tight areas. Tested to Industry Leading 600,000 impulse cycles.
TUBE	Black; Nitrile - Type C; Hyd Fluid, Phosphate Ester, Water Glycol Resistant. See **Characteristics of Hose Material Types**.
REINFORCEMENT	Braided, high–tensile steel wire. –4, –5, –6 and –8 sizes are one braid; –10, –12 and –16 sizes are two braid.
COVER	Black; Modified Nitrile - Type C2; Abrasion, Flame, Oil, Weather Resistant. See **Characteristics of Hose Material Types**.
TEMPERATURE RANGE	-40°F to +212°F (-40°C to +100°C). For water emulsions, see **Maximum Temperature Limits for Water, Water/Oil Emulsions and Water/Glycol Solutions**.
COUPLING RECOMMENDATION	**GlobalSpiral™ Couplings** (G20) Section D **MegaCrimp™ Couplings** (G25) Section F **Stainless Steel Braid Couplings** (G17) Section G **Power Crimp™ Couplings** (–3) Section H (See www.gates.com/ecrimp for additional configurations.)
CERTIFICATIONS	SAE: 100R17 EN: 857 1SC ISO: 18752 Grade B, 11237 R17 Exceeds ISO 18752 Grade B, SAE 100R17 and ISO 11237 R17 working pressure, minimum bend radius requirements and performance requirements of EN 857 1SC.

Meets Flame Resistance Acceptance Designation "MSHA 2G".
Also available in XtraTuff™ and MegaTuff™ covers.

Part No.	Description	Product No.	Standard Pack					
70352	3M3K XREEL	4657-8068	440	3/16	0.43	3250	13000	1.30
85624	4M3K X50FT	4657-4874	1	1/4	0.48	3250	13000	1.50
70485	4M3K XREEL	4657-1157	440	1/4	0.48	3250	13000	1.50
70451	4M3K XLG REEL	4657-1176	1400	1/4	0.48	3250	13000	1.50
70575	5M3K XREEL	4657-2216	385	5/16	0.60	3250	13000	1.80
85625	6M3K X50FT	4657-4875	1	3/8	0.63	3250	13000	2.00
70486	6M3K XREEL	4657-1158	330	3/8	0.63	3250	13000	2.00
70522	6M3K XLG REEL	4657-1177	1000	3/8	0.63	3250	13000	2.00
70466	6M3K XBALE	4657-5744	4500	3/8	0.63	3250	13000	2.00
85626	8M3K X50FT	4657-4876	1	1/2	0.80	3250	13000	2.80
70487	8M3K XREEL	4657-1159	220	1/2	0.80	3250	13000	2.80
70628	8M3K XLG REEL	4657-1178	1000	1/2	0.80	3250	13000	2.80
70613	8M3K XBALE	4657-5745	2800	1/2	0.80	3250	13000	2.80
85627	10M3K X50FT	4657-4877	1	5/8	0.99	3250	13000	3.00
70488	10M3K XREEL	4657-1173	220	5/8	0.99	3250	13000	3.00
70376	10M3K XLG REEL	4657-0233	800	5/8	0.99	3250	13000	3.00
70349	10M3K XBALE	4657-5746	1800	5/8	0.99	3250	13000	3.00
85628	12M3K X50FT	4657-4878	1	3/4	1.15	3250	13000	3.80
70489	12M3K XREEL	4657-0679	220	3/4	1.15	3250	13000	3.80
70427	12M3K XBALE	4657-5747	1250	3/4	1.15	3250	13000	3.80
85629	16M3K X50FT	4657-4879	1	1	1.48	3250	13000	4.50
70490	16M3K XREEL	4657-1163	165	1	1.48	3250	13000	4.50
70429	16M3K XBALE	4657-5748	700	1	1.48	3250	13000	4.50

GLOBAL M3K MEGA3000™ HOSE - SAE 100R17 - XTRATUFF™ COVER

HIGH-PRESSURE WIRE BRAID





RECOMMENDED FOR	Recommended for high-pressure hydraulic oil line applications. Easy to route and to install in extremely tight areas. Tested to Industry Leading 600,000 impulse cycles. XtraTuff™ hose lasts up to 25 times longer than standard hose during hose–to–hose and hose–to–metal abrasion tests per ISO 6945.
TUBE	Black; Nitrile - Type C; Hyd Fluid, Phosphate Ester, Water Glycol Resistant. See **Characteristics of Hose Material Types**.
REINFORCEMENT	Braided, high–tensile steel wire. –4, –5, –6 and –8 sizes are one braid; –10, –12 and –16 sizes are two braid.
COVER	Black; XtraTuff; Abrasion, Flame, Oil, Weather Resistant. See **Characteristics of Hose Material Types**.
TEMPERATURE RANGE	-40°F to +212°F (-40°C to +100°C). For water emulsions, see **Maximum Temperature Limits for Water, Water/Oil Emulsions and Water/Glycol Solutions**.
COUPLING RECOMMENDATION	**GlobalSpiral™ Couplings** (G20) Section D **MegaCrimp™ Couplings** (G25) Section F **Stainless Steel Braid Couplings** (G17) Section G **Power Crimp™ Couplings** (–3) Section H (See www.gates.com/ecrimp for additional configurations.)
CERTIFICATIONS	SAE: 100R17 EN: 857 1SC ISO: 18752 Grade B, 11237 R17 Exceeds ISO 18752 Grade B, SAE 100R17 and ISO 11237 R17 working pressure, minimum bend radius requirements and performance requirements of EN 857 1SC.

Meets Flame Resistance Acceptance Designation "MSHA 2G".

Part No.	Description	Product No.	Standard Pack	⊖	○			R
70969	3M3K-XTF XREEL	4657-8069	440	3/16	0.43	3250	13000	1.30
70569	4M3K-XTF XREEL	4657-1097	440	1/4	0.48	3250	13000	1.50
70570	6M3K-XTF XREEL	4657-1098	330	3/8	0.63	3250	13000	2.00
70564	6M3K-XTF XBALE	4657-2627	4800	3/8	0.68	3250	13000	2.00
70571	8M3K-XTF XREEL	4657-2248	220	1/2	0.80	3250	13000	2.80
70572	10M3K-XTF XREEL	4657-2249	220	5/8	0.99	3250	13000	3.00
70573	12M3K-XTF XREEL	4657-2250	220	3/4	1.15	3250	13000	3.80
70574	16M3K-XTF XREEL	4657-2307	165	1	1.48	3250	13000	4.50

HOSE/CPLG. SELECTION
EQUIPMENT
HOSE SPECIFICATION
GLOBALSPIRAL COUPLINGS
STAINLESS STEEL SPIRAL COUPLINGS
MEGACRIMP COUPLINGS
STAINLESS STEEL BRAID COUPLINGS
POWER CRIMP COUPLINGS
FIELD ATTACHABLE - TYPE T COUPLINGS
FIELD ATTACHABLE - C5 COUPLINGS
FIELD ATTACHABLE - LOCK-ON COUPLINGS
C14 COUPLINGS & ASSEMBLIES
GLP & GL COUPLINGS
GLX COUPLINGS
PCTS THERMOPLASTIC COUPLINGS
POLARSEAL COUPLINGS (ACA, ACB, ACC)
POWER STEERING CPLGS. & TOC ASSEMBLIES
ADAPTERS
QUICK DISCONNECT COUPLERS
BALL VALVES
LIVE SWIVELS
ACCESSORIES
AIR BRAKE CPLGS. & ASSEMBLIES
KITS
BRASS

HOSE/CPLG. SELECTION
EQUIPMENT
HOSE SPECIFICATION
GLOBALSPIRAL COUPLINGS
STAINLESS STEEL SPIRAL COUPLINGS
MEGACRIMP COUPLINGS
STAINLESS STEEL BRAID COUPLINGS
POWER CRIMP COUPLINGS
FIELD ATTACHABLE - TYPE T COUPLINGS
FIELD ATTACHABLE - C5 COUPLINGS
FIELD ATTACHABLE - LOCK-ON COUPLINGS
C14 COUPLINGS & ASSEMBLIES
GLP & GL COUPLINGS
GLX COUPLINGS
PCTS THERMOPLASTIC COUPLINGS
POLARSEAL COUPLINGS (ACA, ACB, ACC)
POWER STEERING CPLGS. & TOC ASSEMBLIES
ADAPTERS
QUICK DISCONNECT COUPLERS
BALL VALVES
LIVE SWIVELS
ACCESSORIES
AIR BRAKE CPLGS. & ASSEMBLIES
KITS
BRASS

GLOBAL M3K MEGA3000™ HOSE - SAE 100R17 - MEGATUFF™ COVER

HIGH-PRESSURE WIRE BRAID





RECOMMENDED FOR	Recommended for high-pressure hydraulic oil line applications. Easy to route and to install in extremely tight areas. Tested to Industry Leading 600,000 impulse cycles. MegaTuff™ hose lasts up to 300 times longer than standard hose during hose–to–hose and hose–to–metal abrasion tests per ISO 6945.
TUBE	Black; Nitrile - Type C; Hyd Fluid, Phosphate Ester, Water Glycol Resistant. See **Characteristics of Hose Material Types**.
REINFORCEMENT	Braided, high–tensile steel wire. –4, –5, –6 and –8 sizes are one braid; –10, –12 and –16 sizes are two braid.
COVER	Black; MegaTuff; Abrasion, Flame, Oil, Weather Resistant. See **Characteristics of Hose Material Types**.
TEMPERATURE RANGE	-40°F to +212°F (-40°C to +100°C). For water emulsions, see **Maximum Temperature Limits for Water, Water/Oil Emulsions and Water/Glycol Solutions**.
COUPLING RECOMMENDATION	**GlobalSpiral™ Couplings** (G20) Section D **MegaCrimp™ Couplings** (G25) Section F **Stainless Steel Braid Couplings** (G17) Section G **Power Crimp™ Couplings** (–3) Section H (See www.gates.com/ecrimp for additional configurations.)
CERTIFICATIONS	SAE: 100R17 EN: 857 1SC ISO: 18752 Grade B, 11237 R17 Exceeds ISO 18752 Grade B, SAE 100R17 and ISO 11237 R17 working pressure, minimum bend radius requirements and performance requirements of EN 857 1SC.

Meets Flame Resistance Acceptance Designation "MSHA 2G".

Part No.	Description	Product No.	Standard Pack					
85525	4M3K-MTF X50FT	4657-4025	1	1/4	0.48	3250	13000	1.50
70565	4M3K-MTF XREEL	4657-1181	440	1/4	0.48	3250	13000	1.50
70458	4M3K-MTF XLG REEL	4657-1180	1400	1/4	0.48	3250	13000	1.50
70452	4M3K-MTF XBALE	4657-5769	4100	1/4	0.48	3250	13000	1.50
85526	6M3K-MTF X50FT	4657-4026	1	3/8	0.63	3250	13000	2.00
70566	6M3K-MTF XREEL	4657-1182	330	3/8	0.63	3250	13000	2.00
70557	6M3K-MTF XLG REEL	4657-1192	1000	3/8	0.63	3250	13000	2.00
70529	6M3K-MTF XBALE	4657-5770	3800	3/8	0.63	3250	13000	2.00
85527	8M3K-MTF X50FT	4657-4027	1	1/2	0.80	3250	13000	2.80
70567	8M3K-MTF XREEL	4657-1183	330	1/2	0.80	3250	13000	2.80
70635	8M3K-MTF XLG REEL	4657-1193	1000	1/2	0.80	3250	13000	2.80
70629	8M3K-MTF XBALE	4657-5771	2500	1/2	0.80	3250	13000	2.80
85528	10M3K-MTF X50FT	4657-4028	1	5/8	0.99	3250	13000	3.00
70559	10M3K-MTF XREEL	4657-1184	220	5/8	0.99	3250	13000	3.00
70426	10M3K-MTF XBALE	4657-5772	2500	5/8	0.99	3250	13000	3.00
85529	12M3K-MTF X50FT	4657-4029	1	3/4	1.15	3250	13000	3.80
70560	12M3K-MTF XREEL	4657-1185	220	3/4	1.15	3250	13000	3.80
85530	16M3K-MTF X50FT	4657-4030	1	1	1.48	3250	13000	4.80
70562	16M3K-MTF XREEL	4657-1186	165	1	1.48	3250	13000	4.80
70438	16M3K-MTF XBALE	4657-5774	700	1	1.48	3250	13000	4.80

GLOBAL M3KH MEGA3000™ HOSE - HIGH-TEMP - SAE 100R17

HIGH-PRESSURE WIRE BRAID





RECOMMENDED FOR	Recommended for high-pressure hydraulic oil line applications Global M3KH hose is easy to route and install in extremely tight areas. M3KH hose has smaller exterior dimensions and significantly tighter bend radius than other SAE 100R1 and 100R2 hose. Compatible with biodegradable hydraulic fluids like polyolester, polyglycols and vegetable oils as well as petroleum-based fluids. Tested to Industry Leading 600,000 impulse cycles.
TUBE	Black; Nitrile - Type C; Hyd Fluid, Phosphate Ester, Water Glycol Resistant. See **Characteristics of Hose Material Types**.
REINFORCEMENT	Braided, high–tensile steel wire. –4, –5, –6 and –8 sizes are one braid; –10, –12 and –16 sizes are two braid.
COVER	Black; Polychloroprene (Neoprene) - Type A; Abrasion, Flame, Oil, Weather Resistant. See **Characteristics of Hose Material Types**.
TEMPERATURE RANGE	-40°F to +250°F (-40°C to +121°C). For water emulsions, see **Maximum Temperature Limits for Water, Water/Oil Emulsions and Water/Glycol Solutions**.
COUPLING RECOMMENDATION	**MegaCrimp™ Couplings** (G25) Section F (See www.gates.com/ecrimp for additional configurations.)
CERTIFICATIONS	SAE: 100R17 EN: 857 1SC ISO: 18752 Grade C, 11237 R17 Exceeds ISO 18752 Grade C, SAE 100R17 and ISO 11237 R17 requirements and performance requirements of EN 857 1SC.

Meets Flame Resistance Acceptance Designation "MSHA 2G".
Also available in MegaTuff™ cover.

Part No.	Description	Product No.	Standard Pack					
70898	4M3KH XREEL	4657-2664	440	1/4	0.48	3250	13000	2.00
70899	6M3KH XREEL	4657-2696	330	3/8	0.65	3250	13000	2.50
70953	8M3KH XREEL	4657-1360	220	1/2	0.80	3250	13000	3.50
70955	12M3KH XREEL	4657-1362	220	3/4	1.15	3250	13000	4.80
70907	16M3KH XREEL	4657-1363	165	1	1.48	3250	13000	6.00

HOSE/CPLG. SELECTION
EQUIPMENT
HOSE SPECIFICATION
GLOBALSPIRAL COUPLINGS
STAINLESS STEEL SPIRAL COUPLINGS
MEGACRIMP COUPLINGS
STAINLESS STEEL BRAID COUPLINGS
POWER CRIMP COUPLINGS
FIELD ATTACHABLE - TYPE T COUPLINGS
FIELD ATTACHABLE - C5 COUPLINGS
FIELD ATTACHABLE - LOCK-ON COUPLINGS
C14 COUPLINGS & ASSEMBLIES
GLP & GL COUPLINGS
GLX COUPLINGS
PCTS THERMOPLASTIC COUPLINGS
POLARSEAL COUPLINGS (ACA, ACB, ACC)
POWER STEERING CPLGS. & TOC ASSEMBLIES
ADAPTERS
QUICK DISCONNECT COUPLERS
BALL VALVES
LIVE SWIVELS
ACCESSORIES
AIR BRAKE CPLGS. & ASSEMBLIES
KITS
BRASS

GLOBAL M3KH MEGA3000™ HOSE - HIGH-TEMP - SAE 100R17 - MEGATUFF™ COVER

HIGH-PRESSURE WIRE BRAID





RECOMMENDED FOR	Recommended for high-pressure hydraulic oil line applications Global M3KH hose is easy to route and install in extremely tight areas. M3KH hose has smaller exterior dimensions and significantly tighter bend radius than other SAE 100R1 and 100R2 hose. Compatible with biodegradable hydraulic fluids like polyolester, polyglycols and vegetable oils as well as petroleum-based fluids. Tested to Industry Leading 600,000 impulse cycles. MegaTuff™ hose lasts up to 300 times longer than standard hose during hose–to–hose and hose–to–metal abrasion tests per ISO 6945.
TUBE	Black; Nitrile - Type C; Hyd Fluid, Phosphate Ester, Water Glycol Resistant. See **Characteristics of Hose Material Types**.
REINFORCEMENT	Braided, high–tensile steel wire. –4, –6 and –8 sizes are one braid; –10, –12 and –16 sizes are two braid.
COVER	Black; MegaTuff; Abrasion, Flame, Oil, Weather Resistant. See **Characteristics of Hose Material Types**.
TEMPERATURE RANGE	-40°F to +250°F (-40°C to +121°C). For water emulsions, see **Maximum Temperature Limits for Water, Water/Oil Emulsions and Water/Glycol Solutions**.
COUPLING RECOMMENDATION	**MegaCrimp™ Couplings** (G25) Section F (See www.gates.com/ecrimp for additional configurations.)
CERTIFICATIONS	SAE: 100R17 EN: 857 1SC ISO: 18752 Grade C, 11237 R17 Exceeds ISO 18752 Grade C, SAE 100R17 and ISO 11237 R17 working pressure, minimum bend radius requirements and performance requirements of EN 857 1SC.

Meets Flame Resistance Acceptance Designation "MSHA 2G".

Part No.	Description	Product No.	Standard Pack					
71031	6M3KH-MTF XREEL	4657-2323	330	3/8	0.63	3250	13000	2.50
71032	8M3KH-MTF XREEL	4657-2324	330	1/2	0.80	3250	13000	3.50
71033	10M3KH-MTF XREEL	4657-2325	220	5/8	0.99	3250	13000	4.00
71034	12M3KH-MTF XREEL	4657-2326	220	3/4	1.15	3250	13000	4.80
71035	16M3KH-MTF XREEL	4657-2327	165	1	1.48	3250	13000	6.00

MXT™ MEGASYS™ WIRE BRAID HOSE - SAE 100R16

HIGH-PRESSURE WIRE BRAID





RECOMMENDED FOR	MXT™ was designed to address our customers' evolving application challenges. Using materials science and process innovation, combined with a patented construction, Gates now offers a new hydraulic solution that is lighter, stronger and more flexible. Made with high-performance reinforcement and high quality, abrasion-resistant rubber, MXT™ is a universally applicable premium product offering performance above industry standards.
TUBE	Black; Nitrile; Hyd Fluid, Phosphate Ester, Water Glycol Resistant. See **Characteristics of Hose Material Types**.
REINFORCEMENT	High-tensile steel wire braid
COVER	Black; Nitrile, PVC Synthetic Rubber; Flame, Oil, Weather Resistant. See **Characteristics of Hose Material Types**.
TEMPERATURE RANGE	-40°F to +212°F (-40°C to +100°C). For water emulsions, see **Maximum Temperature Limits for Water, Water/Oil Emulsions and Water/Glycol Solutions**.
COUPLING RECOMMENDATION	**GlobalSpiral™ Couplings** (G20) Section D **MegaCrimp™ Couplings** (G25) Section F **Stainless Steel Braid Couplings** (G17) Section G (See www.gates.com/ecrimp for additional configurations.)
CERTIFICATIONS	SAE: 100R16, 100R2

Meets Flame Resistance Acceptance Designation "MSHA 2G".

Part No.	Description	Product No.	Standard Pack	⟷	⟳			R
85037	4MXT X50FT	4657-9928	1	1/4	0.56	6000	24000	1.50
70382	4MXT X150REEL	4657-9927	150	1/4	0.56	6000	24000	1.50
70425	4MXT XREEL	4657-9656	550	1/4	0.56	6000	24000	1.50
70406	5MXT XREEL	4657-9929	440	5/16	0.60	5500	22000	1.77
85047	6MXT X50FT	4657-9799	1	3/8	0.68	4800	19200	2.50
70348	6MXT X100REEL	4657-9800	100	3/8	0.68	4800	19200	2.50
70276	6MXT XREEL	4657-9660	400	3/8	0.68	4800	19200	2.50
70336	6MXT XBALE	4657-9661	3000	3/8	0.68	4800	19200	2.50
70367	6MXT XLRG REEL	4657-9807	1500	3/8	0.68	4800	19200	2.50
70354	8MXT X100REEL	4657-9802	100	1/2	0.80	4000	16000	2.75
85048	8MXT X50FT	4657-9801	1	1/2	0.80	4000	16000	2.75
70283	8MXT XREEL	4657-9662	330	1/2	0.80	4000	16000	2.75
70374	8MXT XLRG REEL	4657-9808	1000	1/2	0.80	4000	16000	2.75
70337	8MXT XBALE	4657-9663	2500	1/2	0.80	4000	16000	2.75
85051	10MXT X50FT	4657-9803	1	5/8	0.95	3625	1450	3.00
70289	10MXT XREEL	4657-9664	220	5/8	0.95	3625	14500	3.00
70338	10MXT XBALE	4657-9665	1750	5/8	0.95	3625	14500	3.00
85052	12MXT X50FT	4657-9804	1	3/4	1.08	3125	12500	4.75
70355	12MXT X50REEL	4657-9805	50	3/4	1.08	3125	12500	4.75
70327	12MXT XREEL	4657-9666	220	3/4	1.08	3125	12500	4.75
70342	12MXT XBALE	4657-9667	1500	3/4	1.08	3125	12500	4.75
85053	16MXT X50FT	4657-9806	1	1	1.38	2400	9600	6.00
70335	16MXT XREEL	4657-9668	165	1	1.38	2400	9600	6.00
70344	16MXT XBALE	4657-9669	700	1	1.38	2400	9600	6.00

MXT™ MEGASYS™ WIRE BRAID HOSE - XTRATUFF™ PLUS COVER - SAE 100R16

HIGH-PRESSURE WIRE BRAID



RECOMMENDED FOR	MXT-XTP has all the same features as MXT, but with the addition of the XtraTuff™ Plus cover that offers 25X the abrasion resistance of standard covers, as well as enhanced ozone resistance. MXT-XTP was designed to address our customers' evolving application challenges. Using materials science and process innovation, combined with a patented construction, Gates offers a hydraulic solution that is lighter, stronger, and more flexible.
TUBE	Black; Nitrile; Hyd Fluid, Phosphate Ester, Water Glycol Resistant. See **Characteristics of Hose Material Types**.
REINFORCEMENT	High-tensile steel wire braid
COVER	Black; Nitrile, PVC Synthetic Rubber; Flame, Oil, Ozone Resistant. See **Characteristics of Hose Material Types**.
TEMPERATURE RANGE	-40°F to +212°F (-40°C to +100°C). For water emulsions, see **Maximum Temperature Limits for Water, Water/Oil Emulsions and Water/Glycol Solutions**.
COUPLING RECOMMENDATION	**GlobalSpiral™ Couplings** (G20) Section D **MegaCrimp™ Couplings** (G25) Section F **Stainless Steel Braid Couplings** (G17) Section G (See www.gates.com/ecrimp for additional configurations.)
CERTIFICATIONS	SAE: 100R16 EN: 857 2SC

Meets Flame Resistance Acceptance Designation "MSHA 2G".

Part No.	Description	Product No.	Standard Pack					
85074	4MXT-XTP X50FT	4656-0307	1	1/4	0.55	6000	24366	1.50
70431	4MXT-XTP XREEL	4656-0264	550	1/4	0.56	6000	24000	1.50
70692	5MXT-XTP XREEL	4656-0265	440	5/16	0.61	5500	22000	1.77
85075	6MXT-XTP X50FT	4656-0309	1	5/16	0.68	4800	19200	2.56
70448	6MXT-XTP XREEL	4656-0266	400	3/8	0.68	4800	19200	2.56
70549	6MXT-XTP XBALE	4656-0274	3000	3/8	0.68	4800	19200	2.56
85076	8MXT-XTP X50FT	4656-0310	1	1/2	0.81	4000	16000	2.76
70520	8MXT-XTP XREEL	4656-0267	330	1/2	0.80	4000	16000	2.76
70552	8MXT-XTP XBALE	4656-0275	2500	1/2	0.80	4000	16000	2.76
85077	10MXT-XTP X50FT	4656-0311	1	5/8	0.95	3625	14500	3.54
70521	10MXT-XTP XREEL	4656-0268	220	5/8	0.95	3625	14500	3.54
70553	10MXT-XTP XBALE	4656-0276	1750	5/8	0.95	3625	14500	3.54
85078	12MXT-XTP X50FT	4656-0312	1	3/4	1.08	3125	12500	4.72
70523	12MXT-XTP XREEL	4656-0269	220	3/4	1.08	3125	12500	4.72
70556	12MXT-XTP XBALE	4656-0277	1500	3/4	1.08	3125	12500	4.72
85079	16MXT-XTP X50FT	4656-0313	1	1	1.38	2400	9600	5.91
70524	16MXT-XTP XREEL	4656-0270	165	1	1.38	2400	9600	5.91
70656	16MXT-XTP XBALE	4656-0278	700	1	1.38	2400	9600	5.91

M2T™ MEGAFLEX™ 2-WIRE BRAID HOSE - SAE 100R16

HIGH-PRESSURE WIRE BRAID





RECOMMENDED FOR	M2T™ hose is recommended for high-pressure hydraulic oil line applications. It has smaller exterior dimensions and significantly tighter bend radius than competitive R16 hoses, making it easy to route and install in tight areas. M2T hose is compatible with biodegradable hydraulic fluids like polyolester, polyglycols and vegetable oils as well as petroleum-based fluids. Tested to Industry Leading 600,000 impulse cycles.
TUBE	Black; Nitrile - Type C; Hyd Fluid, Phosphate Ester, Water Glycol Resistant. See **Characteristics of Hose Material Types**.
REINFORCEMENT	Two braids of high–tensile steel wire.
COVER	Black; Nitrile, PVC Synthetic Rubber; Abrasion, Flame, Oil, Weather Resistant. See **Characteristics of Hose Material Types**.
TEMPERATURE RANGE	-40°F to +212°F (-40°C to +100°C). For water emulsions, see **Maximum Temperature Limits for Water, Water/Oil Emulsions and Water/Glycol Solutions**.
COUPLING RECOMMENDATION	**GlobalSpiral™ Couplings** (G20) Section D GlobalSpiral™ Plus Couplings (G22) Section D **MegaCrimp™ Couplings** (G25) Section F **Stainless Steel Braid Couplings** (G17) Section G (See www.gates.com/ecrimp for additional configurations.)
CERTIFICATIONS	SAE: 100R16 EN: 857 2SC, 853 2SN ISO: 11237 2SC R16, 1436 2SN R2 Exceeds SAE 100R16, SAE 100R2, ISO 11237 2SC R16 and ISO 1436 2SN R2 requirements and performance requirements of EN 857 2SC and EN 853 2SN.

Meets Flame Resistance Acceptance Designation "MSHA 2G".
Also available in XtraTuff™ and MegaTuff™ covers.

Part No.	Description	Product No.	Standard Pack	⊖	⊙			R
85600	4M2T X50FT	4657-1553	1	1/4	0.56	6000	24000	1.50
71102	4M2T X150REEL	4657-4422	150	1/4	0.56	6000	24000	1.50
70390	4M2T XREEL	4657-1552	550	1/4	0.56	6000	24000	1.50
85601	6M2T X50FT	4657-1550	1	3/8	0.70	5000	20000	2.00
70333	6M2T XBALE	4657-5729	3000	3/8	0.70	5000	20000	2.00
70391	6M2T XREEL	4657-1555	385	3/8	0.70	5000	20000	2.00
70334	6M2T XLRG REEL	4657-1492	1500	3/8	0.70	5000	20000	2.00
70260	6M2T X100REEL	4657-4607	100	3/8	0.70	5000	20000	2.00
85602	8M2T X50FT	4657-1561	1	1/2	0.82	4300	17200	2.80
70261	8M2T X100REEL	4657-4608	100	1/2	0.82	4300	17200	2.80
70392	8M2T XREEL	4657-1559	330	1/2	0.82	4300	17200	2.80
70347	8M2T XLRG REEL	4657-1493	1000	1/2	0.82	4300	17200	2.80
70345	8M2T XBALE	4657-5730	2500	1/2	0.82	4300	17200	2.80
85603	10M2T X50FT	4657-1564	1	5/8	0.95	3800	15200	3.00
70393	10M2T XREEL	4657-1563	220	5/8	0.95	3800	15200	3.00
70288	10M2T XBALE	4657-5577	1750	5/8	0.95	3800	15200	3.00
85604	12M2T X50FT	4657-1568	1	3/4	1.11	3500	14000	3.80
70262	12M2T X50REEL	4657-4609	50	3/4	1.11	3500	14000	3.80
70394	12M2T XREEL	4657-1567	220	3/4	1.11	3500	14000	3.80
70330	12M2T XBALE	4657-5732	1500	3/4	1.11	3500	14000	3.80
85605	16M2T X50FT	4657-1572	1	1	1.39	2500	10000	4.50
70395	16M2T XREEL	4657-1571	165	1	1.39	2500	10000	4.50
80302	20M2T X25FT	4657-4540	1	1 1/4	1.67	2300	9200	8.30
70025	20M2T XCTN	4657-4534	120	1 1/4	1.67	2300	9200	8.30
80048	24M2T X25FT	4657-4610	1	1 1/2	2.00	2000	8000	10.00
80303	24M2T X50FT	4657-4541	1	1 1/2	2.00	2000	8000	10.00
70145	24M2T XCTN	4657-4491	120	1 1/2	2.00	2000	8000	10.00

Parts Continued On Next Page

M2T™ MEGAFLEX™ 2-WIRE BRAID HOSE - SAE 100R16 - CONTINUED

HIGH-PRESSURE WIRE BRAID - CONTINUED

Part No.	Description	Product No.	Standard Pack					
80049	32M2T X25FT	4657-4611	1	2	2.53	1500	6000	12.50
80304	32M2T X50FT	4657-4542	1	2	2.53	1500	6000	12.50
70146	32M2T XCTN	4657-4492	120	2	2.53	1500	6000	12.50

M2T™ MEGAFLEX™ 2-WIRE BRAID HOSE - SAE 100R16 - XTRATUFF™ COVER

HIGH-PRESSURE WIRE BRAID





RECOMMENDED FOR M2T™ hose is recommended for high-pressure hydraulic oil line applications. It has smaller exterior dimensions and significantly tighter bend radius than competitive R16 hoses, making it easy to route and install in tight areas. M2T hose is compatible with biodegradable hydraulic fluids like polyolester, polyglycols and vegetable oils as well as petroleum-based fluids. Tested to Industry Leading 600,000 impulse cycles. XtraTuff™ hose lasts up to 25 times longer than standard hose during hose–to–hose and hose–to–metal abrasion tests per ISO 6945.

TUBE Black; Nitrile - Type C; Hyd Fluid, Phosphate Ester, Water Glycol Resistant. See **Characteristics of Hose Material Types**.

REINFORCEMENT Two braids of high–tensile steel wire.

COVER Black; XtraTuff; Abrasion, Flame, Oil, Weather Resistant. See **Characteristics of Hose Material Types**.

TEMPERATURE RANGE -40°F to +212°F (-40°C to +100°C). For water emulsions, see **Maximum Temperature Limits for Water, Water/Oil Emulsions and Water/Glycol Solutions**.

COUPLING RECOMMENDATION **GlobalSpiral™ Couplings** (G20) Section D
GlobalSpiral™ Plus Couplings (G22) Section D
MegaCrimp™ Couplings (G25) Section F
Stainless Steel Braid Couplings (G17) Section G
(See www.gates.com/ecrimp for additional configurations.)

CERTIFICATIONS SAE: 100R16, 100R2
EN: 857 2SC, 853 2SN
ISO: 11237 2SC R16, 1436 2SN R2
Exceeds SAE 100R16, SAE 100R2, ISO 11237 2SC R16 and ISO 1436 2SN R2 working pressure, minimum bend radius requirements and performance requirements of EN 857 2SC and EN 853 2SN.

Meets Flame Resistance Acceptance Designation "MSHA 2G".

Part No.	Description	Product No.	Standard Pack					
71061	4M2T-XTFXREEL	4657-4138	350	1/4	0.56	6000	24000	1.50
71038	6M2T-XTF XREEL	4657-4302	330	3/8	0.70	5000	20000	2.00
71040	8M2T-XTF XREEL	4657-4304	330	1/2	0.82	4300	17200	2.80
71043	10M2T-XTF XREEL	4657-4307	220	5/8	0.95	3800	15200	3.00
71046	12M2T-XTF XREEL	4657-4310	220	3/4	1.11	3500	14000	3.80
71049	16M2T-XTF XREEL	4657-4313	165	1	1.39	2500	10000	4.50
70221	20M2T-XTF XCTN	4657-4651	130	1 1/4	1.67	2300	9200	8.30

M2T™ MEGAFLEX™ 2-WIRE BRAID HOSE - SAE 100R16 - MEGATUFF™ COVER

HIGH-PRESSURE WIRE BRAID





RECOMMENDED FOR	M2T™ hose is recommended for high-pressure hydraulic oil line applications. It has smaller exterior dimensions and significantly tighter bend radius than competitive R16 hoses, making it easy to route and install in tight areas. M2T hose is compatible with biodegradable hydraulic fluids like polyolester, polyglycols and vegetable oils as well as petroleum-based fluids. Tested to Industry Leading 600,000 impulse cycles. MegaTuff™ hose lasts up to 300 times longer than standard hose during hose–to–hose and hose–to–metal abrasion tests per ISO 6945.
TUBE	Black; Nitrile - Type C; Hyd Fluid, Phosphate Ester, Water Glycol Resistant. See **Characteristics of Hose Material Types**.
REINFORCEMENT	Two braids of high–tensile steel wire.
COVER	Black; MegaTuff; Abrasion, Flame, Oil, Weather Resistant. See **Characteristics of Hose Material Types**.
TEMPERATURE RANGE	-40°F to +212°F (-40°C to +100°C). For water emulsions, see **Maximum Temperature Limits for Water, Water/Oil Emulsions and Water/Glycol Solutions**.
COUPLING RECOMMENDATION	**GlobalSpiral™ Couplings** (G20) Section D GlobalSpiral™ Plus Couplings (G22) Section D **MegaCrimp™ Couplings** (G25) Section F **Stainless Steel Braid Couplings** (G17) Section G (See www.gates.com/ecrimp for additional configurations.)
CERTIFICATIONS	SAE: 100R16 EN: 858 2SC, 853 2SN ISO: 11237 2SC R16, 1436 2SN R2 Exceeds SAE 100R16, SAE 100R2, ISO 11237 2SC R16 and ISO 1436 2SN R2 working pressure, minimum bend radius requirements and performance requirements of EN 857 2SC and EN 853 2SN.

Meets Flame Resistance Acceptance Designation "MSHA 2G".

Part No.	Description	Product No.	Standard Pack					
85534	4M2T-MTF X50FT	4657-4034	1	1/4	0.56	6000	24000	1.50
70387	4M2T-MTF XREEL	4657-0222	350	1/4	0.56	6000	24000	1.50
85535	6M2T-MTF X50FT	4657-4035	1	3/8	0.70	5000	20000	2.00
70388	6M2T-MTF XREEL	4657-0223	330	3/8	0.70	5000	20000	2.00
70341	6M2T-MTF XBALE	4657-5765	2400	3/8	0.70	5000	20000	2.00
85536	8M2T-MTF X50FT	4657-4036	1	1/2	0.82	4300	17200	2.80
70389	8M2T-MTF XREEL	4657-0224	330	1/2	0.82	4300	17200	2.80
85537	10M2T-MTF X50FT	4657-4037	1	5/8	0.95	3800	15200	3.00
70407	10M2T-MTF XREEL	4657-0225	220	5/8	0.95	3800	15200	3.00
85538	12M2T-MTF X50FT	4657-4038	1	3/4	1.11	3500	14000	3.80
70408	12M2T-MTF XREEL	4657-0226	220	3/4	1.11	3500	14000	3.80
85539	16M2T-MTF X50FT	4657-4039	1	1	1.39	2500	10000	4.50
70409	16M2T-MTF XREEL	4657-0227	165	1	1.39	2500	10000	4.50

HOSE/CPLG. SELECTION
EQUIPMENT
HOSE SPECIFICATION
GLOBALSPIRAL COUPLINGS
STAINLESS STEEL SPIRAL COUPLINGS
MEGACRIMP COUPLINGS
STAINLESS STEEL BRAID COUPLINGS
POWER CRIMP COUPLINGS
FIELD ATTACHABLE - TYPE T COUPLINGS
FIELD ATTACHABLE - C5 COUPLINGS
FIELD ATTACHABLE - LOCK-ON COUPLINGS
C14 COUPLINGS & ASSEMBLIES
GLP & GL COUPLINGS
GLX COUPLINGS
PCTS THERMOPLASTIC COUPLINGS
POLARSEAL COUPLINGS (ACA, ACB, ACC)
POWER STEERING CPLGS. & TOC ASSEMBLIES
ADAPTERS
QUICK DISCONNECT COUPLERS
BALL VALVES
LIVE SWIVELS
ACCESSORIES
AIR BRAKE CPLGS. & ASSEMBLIES
KITS
BRASS

HOSE/CPLG. SELECTION
EQUIPMENT
HOSE SPECIFICATION
GLOBALSPIRAL COUPLINGS
STAINLESS STEEL SPIRAL COUPLINGS
MEGACRIMP COUPLINGS
STAINLESS STEEL BRAID COUPLINGS
POWER CRIMP COUPLINGS
FIELD ATTACHABLE - TYPE T COUPLINGS
FIELD ATTACHABLE - C5 COUPLINGS
FIELD ATTACHABLE - LOCK-ON COUPLINGS
C14 COUPLINGS & ASSEMBLIES
GLP & GL COUPLINGS
GLX COUPLINGS
PCTS THERMOPLASTIC COUPLINGS
POLARSEAL COUPLINGS (ACA, ACB, ACC)
POWER STEERING CPLGS. & TOC ASSEMBLIES
ADAPTERS
QUICK DISCONNECT COUPLERS
BALL VALVES
LIVE SWIVELS
ACCESSORIES
AIR BRAKE CPLGS. & ASSEMBLIES
KITS
BRASS

GLOBAL G2XH 2-WIRE BRAID XTREME™ HEAT HOSE - SAE 100R2 TYPE S

HIGH-PRESSURE WIRE BRAID





RECOMMENDED FOR	Global G2XH hose is recommended for extremely high-temperature, high-pressure hydraulic applications where resistance to either petroleum base or phosphate ester fluids is required. Compatible with biodegradable hydraulic fluids like polyolester, polyglycols and vegetable oils as well as petroleum-based fluids and phosphate esters.
TUBE	Black; CPE - Type J; Hyd Fluid, Phosphate Ester, Water Glycol Resistant. See **Characteristics of Hose Material Types**.
REINFORCEMENT	Two braids of high–tensile steel wire.
COVER	Blue; CSM - Type M; Abrasion, Flame, Oil Resistant. See **Characteristics of Hose Material Types**.
TEMPERATURE RANGE	-40°F to +300°F (-40°C to +149°C). For water emulsions, see **Maximum Temperature Limits for Water, Water/Oil Emulsions and Water/Glycol Solutions**.
COUPLING RECOMMENDATION	**GlobalSpiral™ Couplings** (G20) Section D GlobalSpiral™ Plus Couplings (G22) Section D **MegaCrimp™ Couplings** (G25) Section F **Stainless Steel Braid Couplings** (G17) Section G (See www.gates.com/ecrimp for additional configurations.)
CERTIFICATIONS	SAE: 100R2, J1942 EN: 853 2SN, 45545-2 ISO: 1436 2SN R2 Meets SAE J1942 requirements.

Meets Flame Resistance Acceptance Designation "MSHA 2G".

Part No.	Description	Product No.	Standard Pack					
85798	4G2XH X50FT	4657-4008	1	1/4	0.59	6000	24000	4.00
70966	4G2XH XREEL	4657-2541	550	1/4	0.59	6000	24000	4.00
85799	6G2XH X50FT	4657-4009	1	3/8	0.74	5000	20000	5.00
70967	6G2XH XREEL	4657-2542	400	3/8	0.74	5000	20000	5.00
85800	8G2XH X50FT	4657-4010	1	1/2	0.86	4250	17000	7.00
70968	8G2XH XREEL	4657-2543	330	1/2	0.86	4250	17000	7.00
85801	10G2XH X50FT	4657-4011	1	5/8	0.99	3625	14500	8.00
70803	10G2XH XREEL	4657-2544	220	5/8	0.99	3625	14500	8.00
85802	12G2XH X50FT	4657-4012	1	3/4	1.15	3100	12400	9.50
70909	12G2XH XREEL	4657-2545	220	3/4	1.15	3100	12400	9.50
85803	16G2XH X50FT	4657-4013	1	1	1.48	2500	10000	12.00
70878	16G2XH XREEL	4657-2546	165	1	1.48	2500	10000	12.00
70990	20G2XH XCTN	4657-4988	130	1 1/4	1.86	2250	9000	16.50
70988	24G2XH XCTN	4657-4989	130	1 1/2	2.15	1800	7200	20.00
70989	32G2XH XCTN	4657-4990	130	2	2.65	1500	6000	25.00

GLOBAL G2L POLARFLEX™ HOSE - SAE 100R2 TYPE S

HIGH-PRESSURE WIRE BRAID





RECOMMENDED FOR	G2L PolarFlex™ is recommended for extremely low temperature high-pressure hydraulic oil line applications and is compatible with biodegradable hydraulic fluids like polyolester, polyglycols and vegetable oils as well as petroleum-based fluids.
TUBE	Black; Nitrile - Type C; Hyd Fluid, Phosphate Ester, Water Glycol Resistant. See **Characteristics of Hose Material Types**.
REINFORCEMENT	Two braids of high–tensile steel wire.
COVER	Black; Chloroprene - Type A; Abrasion, Flame, Oil Resistant. See **Characteristics of Hose Material Types**.
TEMPERATURE RANGE	-70°F to +212°F (-57°C to +100°C). For water emulsions, see **Maximum Temperature Limits for Water, Water/Oil Emulsions and Water/Glycol Solutions**.
COUPLING RECOMMENDATION	**GlobalSpiral™ Couplings** (G20) Section D GlobalSpiral™ Plus Couplings (G22) Section D **MegaCrimp™ Couplings** (G25) Section F **Field Attachable Type T Couplings** (G28) Section I (See www.gates.com/ecrimp for additional configurations.)
CERTIFICATIONS	SAE: 100R2 EN: 853 2SN ISO: 1436 2SN R2 Meets or exceeds the requirements of SAE 100R2, ISO 1436 2SN R2 and EN 853 2SN. Qualified to Mil–DTL–13531 Type II Class B.

Meets Flame Resistance Acceptance Designation "MSHA 2G".

Part No.	Description	Product No.	Standard Pack	⟷	↕			R
70286	4G2L XREEL	4657-2202	440	1/4	0.59	5800	23200	4.00
85733	6G2L X50FT	4657-2476	1	3/8	0.74	4800	19200	5.00
70287	6G2L XREEL	4657-2203	385	3/8	0.74	4800	19200	5.00
85734	8G2L X50FT	4657-2477	1	1/2	0.86	4000	16000	7.00
70290	8G2L XREEL	4657-2204	330	1/2	0.86	4000	16000	7.00
85735	10G2L X50FT	4657-2478	1	5/8	0.99	3625	14500	8.00
70291	10G2L XREEL	4657-2205	220	5/8	0.99	3625	14500	8.00
85736	12G2L X50FT	4657-2479	1	3/4	1.15	3100	12400	9.50
70292	12G2L XREEL	4657-2206	220	3/4	1.15	3100	12400	9.50
85737	16G2L X50FT	4657-2480	1	1	1.48	2400	9600	12.00
70293	16G2L XREEL	4657-2207	165	1	1.48	2400	9600	12.00
70294	20G2L XCTN	4657-2208	120	1 1/4	1.84	1825	7300	16.50
85708	24G2L X50FT	4657-4103	1	1 1/2	2.12	1300	5200	20.00
70314	24G2L XCTN	4657-2315	120	1 1/2	2.12	1300	5200	20.00

HOSE/CPLG. SELECTION
EQUIPMENT
HOSE SPECIFICATION
GLOBALSPIRAL COUPLINGS
STAINLESS STEEL SPIRAL COUPLINGS
MEGACRIMP COUPLINGS
STAINLESS STEEL BRAID COUPLINGS
POWER CRIMP COUPLINGS
FIELD ATTACHABLE - TYPE T COUPLINGS
FIELD ATTACHABLE - C5 COUPLINGS
FIELD ATTACHABLE - LOCK-ON COUPLINGS
C14 COUPLINGS & ASSEMBLIES
GLP & GL COUPLINGS
GLX COUPLINGS
PCTS THERMOPLASTIC COUPLINGS
POLARSEAL COUPLINGS (ACA, ACB, ACC)
POWER STEERING CPLGS. & TOC ASSEMBLIES
ADAPTERS
QUICK DISCONNECT COUPLERS
BALL VALVES
LIVE SWIVELS
ACCESSORIES
AIR BRAKE CPLGS. & ASSEMBLIES
KITS
BRASS

GLOBAL G2H HIGH-TEMP 2-WIRE BRAID HOSE - TYPE AT

HIGH-PRESSURE WIRE BRAID





RECOMMENDED FOR	G2H hose is recommended for high-temperature, high-pressure hydraulic oil line applications.
TUBE	Black; Nitrile - Type C; Hyd Fluid, Phosphate Ester, Water Glycol Resistant. See **Characteristics of Hose Material Types**.
REINFORCEMENT	Two braids of high–tensile steel wire.
COVER	Black; CSM - Type M; Flame, Oil Resistant. See **Characteristics of Hose Material Types**.
TEMPERATURE RANGE	-40°F to +275°F (-40°C to +135°C). For water emulsions, see **Maximum Temperature Limits for Water, Water/Oil Emulsions and Water/Glycol Solutions**.
COUPLING RECOMMENDATION	**MegaCrimp™ Couplings** (G25) Section F **Field Attachable Type T Couplings** (G28) Section I (See www.gates.com/ecrimp for additional configurations.)
CERTIFICATIONS	SAE: 100R2 EN: 853 2SN ISO: 1436 2SN R2 Meets or exceeds the requirements of SAE 100R2, ISO 1436 2SN R2 and EN 853 2SN.

Meets Flame Resistance Acceptance Designation "MSHA 2G".
Also available in MegaTuff™ cover.

Part No.	Description	Product No.	Standard Pack					
86520	20G2H X50FT	4657-0925	1	1 1/4	1.86	1825	6500	16.50
70230	20G2H XCTN	4657-0930	120	1 1/4	1.86	1825	6500	16.50
86518	24G2H X50FT	4657-0927	1	1 1/2	2.11	1300	5200	20.00
70241	24G2H XCTN	4657-0931	120	1 1/2	2.11	1300	5200	20.00
85428	32G2H X25FT	4657-4332	1	2	2.62	1175	4700	25.00
86519	32G2H X50FT	4657-0926	1	2	2.62	1175	4700	25.00
70242	32G2H XCTN	4657-0932	120	2	2.62	1175	4700	25.00

GLOBAL G2H HIGH-TEMP 2-WIRE BRAID HOSE - TYPE AT- MEGATUFF™ COVER

HIGH-PRESSURE WIRE BRAID





RECOMMENDED FOR	G2H hose is recommended for high-temperature, high-pressure hydraulic oil line applications. MegaTuff™ hose lasts up to 300 times longer than standard hose during hose–to–hose and hose–to–metal abrasion tests per ISO 6945.
TUBE	Black; Nitrile - Type C; Hyd Fluid, Phosphate Ester, Water Glycol Resistant. See **Characteristics of Hose Material Types**.
REINFORCEMENT	Two braids of high–tensile steel wire.
COVER	Black; MegaTuff; Abrasion, Flame, Oil Resistant. See **Characteristics of Hose Material Types**.
TEMPERATURE RANGE	-40°F to +275°F (-40°C to +135°C). For water emulsions, see **Maximum Temperature Limits for Water, Water/Oil Emulsions and Water/Glycol Solutions**.
COUPLING RECOMMENDATION	**MegaCrimp™ Couplings** (G25) Section F **Field Attachable Type T Couplings** (G28) Section I (See www.gates.com/ecrimp for additional configurations.)
CERTIFICATIONS	SAE: 100R2 EN: 853 2SN ISO: 1436 2SN R2 Meets or exceeds the requirements of SAE 100R2, ISO 1436 2SN R2 and EN 853 2SN.

Meets Flame Resistance Acceptance Designation "MSHA 2G".

Part No.	Description	Product No.	Standard Pack					
70897	20G2H-MTF XCTN	4657-2573	100	1 1/4	1.87	1825	6500	16.50
70189	32G2H-MTF XCTN	4657-2152	100	2	2.65	1175	4700	25.00

HOSE/CPLG. SELECTION
EQUIPMENT
HOSE SPECIFICATION
GLOBALSPIRAL COUPLINGS
STAINLESS STEEL SPIRAL COUPLINGS
MEGACRIMP COUPLINGS
STAINLESS STEEL BRAID COUPLINGS
POWER CRIMP COUPLINGS
FIELD ATTACHABLE - TYPE T COUPLINGS
FIELD ATTACHABLE - C5 COUPLINGS
FIELD ATTACHABLE - LOCK-ON COUPLINGS
C14 COUPLINGS & ASSEMBLIES
GLP & GL COUPLINGS
GLX COUPLINGS
PCTS THERMOPLASTIC COUPLINGS
POLARSEAL COUPLINGS (ACA, ACB, ACC)
POWER STEERING CPLGS. & TOC ASSEMBLIES
ADAPTERS
QUICK DISCONNECT COUPLERS
BALL VALVES
LIVE SWIVELS
ACCESSORIES
AIR BRAKE CPLGS. & ASSEMBLIES
KITS
BRASS

GLOBAL G1 1-WIRE BRAID HOSE - SAE 100R1 TYPE AT

MEDIUM-PRESSURE WIRE BRAID





RECOMMENDED FOR	Global G1 hose is recommended for medium-pressure hydraulic lines and is compatible with biodegradable hydraulic fluids like polyolester, polyglycols and vegetable oils as well as petroleum-based fluids.
TUBE	Black; Nitrile - Type C; Hyd Fluid, Phosphate Ester, Water Glycol Resistant. See **Characteristics of Hose Material Types**.
REINFORCEMENT	One braid of high–tensile steel wire.
COVER	Black; Nitrile/PVC - Type C2; Abrasion, Flame, Oil Resistant. See **Characteristics of Hose Material Types**.
TEMPERATURE RANGE	-40°F to +212°F (-40°C to +100°C). For water emulsions, see **Maximum Temperature Limits for Water, Water/Oil Emulsions and Water/Glycol Solutions**.
COUPLING RECOMMENDATION	**GlobalSpiral™ Couplings** (G20) Section D GlobalSpiral™ Plus Couplings (G22) Section D **MegaCrimp™ Couplings** (G25) Section F **Stainless Steel Braid Couplings** (G17) Section G **Power Crimp™ Couplings** (–3) Section H **Field Attachable Type T Couplings** (G27) Section I (See www.gates.com/ecrimp for additional configurations.)
CERTIFICATIONS	SAE: 100R1 EN: 853 1SN ISO: 1436 1SN R1 Meets or exceeds the requirements of SAE 100R1, ISO 1436 1SNR1 and EN 853 1SN.

Meets Flame Resistance Acceptance Designation "MSHA 2G".

Part No.	Description	Product No.	Standard Pack					
70611	3G1 XREEL	4657-0599	440	3/16	0.47	3625	14500	3.00
86611	4G1 X50FT	4657-4940	1	1/4	0.53	3275	13100	4.00
70600	4G1 XREEL	4657-0120	440	1/4	0.53	3275	13100	4.00
70199	5G1 XCTN	4657-0031	550	5/16	0.60	3125	12500	4.50
70970	5G1 XREEL	4657-0116	350	5/16	0.60	3125	12500	4.50
86612	6G1 X50FT	4657-4915	1	3/8	0.68	2600	10400	5.00
70601	6G1 XREEL	4657-0121	385	3/8	0.68	2600	10400	5.00
70179	6G1 XBALE	4657-5703	3800	3/8	0.68	2600	10400	5.00
86613	8G1 X50FT	4657-4917	1	1/2	0.80	2325	9300	7.00
86633	8G1 X100FT	4657-4907	1	1/2	0.80	2325	9300	7.00
70602	8G1 XREEL	4657-0122	330	1/2	0.80	2325	9300	7.00
70216	8G1 XLG REEL	4657-2645	500	3/4	1.09	2325	9300	7.00
70198	8G1 XBALE	4657-5704	2800	1/2	0.80	2325	9300	7.00
70612	10G1 XREEL	4657-0115	220	5/8	0.93	1900	7600	8.00
70176	10G1 XBALE	4657-5705	1550	5/8	0.93	1900	7600	8.00
86614	12G1 X50FT	4657-4942	1	3/4	1.09	1525	6100	9.00
70603	12G1 XREEL	4657-0123	220	3/4	1.09	1525	6100	9.00
86615	16G1 X50FT	4657-4944	1	1	1.40	1300	5200	12.00
70604	16G1 XREEL	4657-0124	165	1	1.40	1300	5200	12.00
70271	20G1 XCTN	4657-0646	120	1 1/4	1.71	925	3700	16.00
70278	24G1 XCTN	4657-2489	120	1 1/2	1.96	725	2900	20.00
70279	32G1 XCTN	4657-2490	120	2	2.51	600	2400	25.00

GLOBAL G1H 1-WIRE BRAID HOSE HIGH-TEMP - SAE 100R1 TYPE AT

MEDIUM-PRESSURE WIRE BRAID





RECOMMENDED FOR	Global G1H hose is recommended for high-temperature, medium-pressure hydraulic oil line applications. Compatible with biodegradable hydraulic fluids like polyolester, polyglycols and vegetable oils as well as petroleum-based fluids and phosphate esters.
TUBE	Black; Nitrile - Type C; Hyd Fluid, Phosphate Ester, Water Glycol Resistant. See **Characteristics of Hose Material Types**.
REINFORCEMENT	One braid of high–tensile steel wire.
COVER	Black; CSM - Type M; Abrasion, Flame, Oil Resistant. See **Characteristics of Hose Material Types**.
TEMPERATURE RANGE	-40°F to +275°F (-40°C to +135°C). For water emulsions, see **Maximum Temperature Limits for Water, Water/Oil Emulsions and Water/Glycol Solutions**.
COUPLING RECOMMENDATION	**MegaCrimp™ Couplings** (G25) Section F (See www.gates.com/ecrimp for additional configurations.)
CERTIFICATIONS	SAE: 100R1 Type AT 2003 Revision EN: 45545-2 Meets or exceeds requirements of SAE 100R1 Type AT.

Meets Flame Resistance Acceptance Designation "MSHA 2G".

Part No.	Description	Product No.	Standard Pack	⊖	⊙			R
85922	4G1H X50FT	4657-4105	1	1/4	0.53	2750	11000	4.00
70755	4G1H XREEL	4657-2175	440	1/4	0.53	2750	11000	4.00
85923	6G1H X50FT	4657-4106	1	3/8	0.69	2250	9000	5.00
70756	6G1H XREEL	4657-2176	385	3/8	0.69	2250	9000	5.00
85924	8G1H X50FT	4657-4107	1	1/2	0.80	2000	8000	7.00
70757	8G1H XREEL	4657-2177	330	1/2	0.80	2000	8000	7.00
85925	10G1H X50FT	4657-4108	1	5/8	0.94	1500	6000	8.00
70758	10G1H XREEL	4657-2178	220	5/8	0.94	1500	6000	8.00
85938	12G1H X50FT	4657-2617	1	3/4	1.10	1250	5000	9.50
70759	12G1H XREEL	4657-2179	220	3/4	1.10	1250	5000	9.50
70255	12G1H XBALE	4657-2536	1500	3/4	1.09	1250	5000	9.50
85934	16G1H X50FT	4657-4109	1	1	1.41	1000	4000	12.00
70760	16G1H XREEL	4657-2180	165	1	1.41	1000	4000	12.00
85935	20G1H X50FT	4657-4110	1	1 1/4	1.71	925	3700	16.00
70211	20G1H XCTN	4657-0940	120	1 1/4	1.71	925	3700	16.00
70212	24G1H XCTN	4657-0934	120	1 1/2	1.96	725	2900	20.00
85937	32G1H X50FT	4657-4112	1	2	2.51	600	2400	25.00
70213	32G1H XCTN	4657-0935	120	2	2.51	600	2400	25.00

HOSE/CPLG. SELECTION
EQUIPMENT
HOSE SPECIFICATION
GLOBALSPIRAL COUPLINGS
STAINLESS STEEL SPIRAL COUPLINGS
MEGACRIMP COUPLINGS
STAINLESS STEEL BRAID COUPLINGS
POWER CRIMP COUPLINGS
FIELD ATTACHABLE - TYPE T COUPLINGS
FIELD ATTACHABLE - C5 COUPLINGS
FIELD ATTACHABLE - LOCK-ON COUPLINGS
C14 COUPLINGS & ASSEMBLIES
GLP & GL COUPLINGS
GLX COUPLINGS
PCTS THERMOPLASTIC COUPLINGS
POLARSEAL COUPLINGS (ACA, ACB, ACC)
POWER STEERING CPLGS. & TOC ASSEMBLIES
ADAPTERS
QUICK DISCONNECT COUPLERS
BALL VALVES
LIVE SWIVELS
ACCESSORIES
AIR BRAKE CPLGS. & ASSEMBLIES
KITS
BRASS

CM2TDL MEGAFLEX™ CONNECTED TWIN-LINE 2-WIRE BRAID HOSE - SAE 100R16 - XTRATUFF™ COVER

HIGH-PRESSURE WIRE BRAID





RECOMMENDED FOR	CM2T Dual-Line hose is recommended for high pressure and return lines such as boom arm and forklift applications, as well as high abrasive high-pressure hydraulic oil lines that are joined together for easier plumbing and routing. CM2T Dual Line hose is compatible with biodegradable hydraulic fluids like polyolester, polyglycols and vegetable oils as well as petroleum-based fluids. CM2TDL-XTF hose has smaller exterior dimensions and significantly tighter bend radius and lasts up to 25 times longer than standard hose during hose-to-hose and hose-to-metal abrasion tests per ISO 6945. Tested to Industry Leading 600,000 impulse cycles.
TUBE	Black; Nitrile - Type C; Hyd Fluid, Phosphate Ester, Water Glycol Resistant. See **Characteristics of Hose Material Types**.
REINFORCEMENT	Two braids of high–tensile steel wire.
COVER	Black; XtraTuff; Abrasion, Flame, Oil, Weather Resistant. See **Characteristics of Hose Material Types**.
TEMPERATURE RANGE	-40°F to +212°F (-40°C to +100°C). For water emulsions, see **Maximum Temperature Limits for Water, Water/Oil Emulsions and Water/Glycol Solutions**.
COUPLING RECOMMENDATION	**GlobalSpiral™ Couplings** (G20) Section D **MegaCrimp™ Couplings** (G25) Section F (See www.gates.com/ecrimp for additional configurations.)
CERTIFICATIONS	SAE: 100R16 EN: 857 2SC ISO: 11237 2SC R16, 1436 2SN R2 Meets SAE 100R16 requirements. Exceeds performance standards of EN 857 2SC and ISO/DIS 1436.

Meets Flame Resistance Acceptance Designation "MSHA 2G".

Part No.	Description	Product No.	Standard Pack					
85389	6CM2TDL-XTF X50FT	4657-4980	1	3/8	0.70	4800	19200	3.50
71151	6CM2TDL-XTF XCTN	4657-4974	215	3/8	0.70	4800	19200	3.50
85390	8CM2TDL-XTF X50FT	4657-4981	1	1/2	0.82	4000	16000	5.00
71152	8CM2TDL-XTF XCTN	4657-4975	180	1/2	0.82	4000	16000	5.00

TH7 THERMOPLASTIC HYDRAULIC HOSE - SAE 100R7

THERMOPLASTIC





RECOMMENDED FOR	TH7 Thermoplastic hydraulic hose is recommended for petroleum, water-base and synthetic hydraulic fluids. Applications include mobile equipment, lubrication lines, blowout preventer control lines, farm and construction machinery and high-pressure hydraulic lift applications, especially material handling equipment with mast and pulley systems like forklifts, aerial lifting, hydraulic boom cranes and many others.
TUBE	Black; Seamless Nylon - Type Z; Hyd Fluid, Phosphate Ester, Water Glycol Resistant. See **Characteristics of Hose Material Types**.
REINFORCEMENT	Synthetic fiber.
COVER	Black; Urethane; Aging, Hydraulic Fluid, Hi-Temp, Weather Resistant. See **Characteristics of Hose Material Types**.
TEMPERATURE RANGE	-65°F to +200°F (-54°C to +93°C). For water emulsions, see **Maximum Temperature Limits for Water, Water/Oil Emulsions and Water/Glycol Solutions**.
COUPLING RECOMMENDATION	**MegaCrimp™ Couplings** (G25) Section F **Swage PCTS Couplings** (–2 and –3) (G51) Section O (See www.gates.com/ecrimp for additional configurations.)
CERTIFICATIONS	SAE: 100R7 Meets or exceeds performance requirements of SAE 100R7 with a significantly tighter bend radius.

Part No.	Description	Product No.	Standard Pack					
71011	2TH7 XCTN	4467-1154	250	1/8	0.32	3000	12000	0.50
85401	3TH7 X50FT	4467-1194	1	3/16	0.41	3000	12000	0.75
71012	3TH7 XCTN	4467-1155	250	3/16	0.41	3000	12000	0.75
85402	4TH7 X50FT	4467-1195	1	1/4	0.50	2750	11000	1.50
71013	4TH7 XCTN	4467-1157	250	1/4	0.50	2750	11000	1.50
85403	5TH7 X50FT	4467-1160	1	5/16	0.56	2500	10000	2.25
71014	5TH7 XCTN	4467-1159	250	5/16	0.56	2500	10000	2.25
85404	6TH7 X50FT	4467-1162	1	3/8	0.64	2250	9000	2.75
71015	6TH7 XCTN	4467-1161	250	3/8	0.64	2250	9000	2.75
85405	8TH7 X50FT	4467-1164	1	1/2	0.80	2000	8000	3.75
71021	8TH7 XCTN	4467-1207	250	1/2	0.80	2000	8000	3.75
85406	12TH7 X50FT	4467-1193	1	3/4	1.05	1250	5000	5.00
71070	12TH7 XCTN	4467-1165	200	3/4	1.05	1250	5000	5.00
85407	16TH7 X50FT	4467-1197	1	1	1.32	1000	4000	8.00
71071	16TH7 XCTN	4467-1196	200	1	1.32	1000	4000	8.00

HOSE/CPLG. SELECTION
EQUIPMENT
HOSE SPECIFICATION
GLOBALSPIRAL COUPLINGS
STAINLESS STEEL SPIRAL COUPLINGS
MEGACRIMP COUPLINGS
STAINLESS STEEL BRAID COUPLINGS
POWER CRIMP COUPLINGS
FIELD ATTACHABLE - TYPE T COUPLINGS
FIELD ATTACHABLE - C5 COUPLINGS
FIELD ATTACHABLE - LOCK-ON COUPLINGS
C14 COUPLINGS & ASSEMBLIES
GLP & GL COUPLINGS
GLX COUPLINGS
PCTS THERMOPLASTIC COUPLINGS
POLARSEAL COUPLINGS (ACA, ACB, ACC)
POWER STEERING CPLGS. & TOC ASSEMBLIES
ADAPTERS
QUICK DISCONNECT COUPLERS
BALL VALVES
LIVE SWIVELS
ACCESSORIES
AIR BRAKE CPLGS. & ASSEMBLIES
KITS
BRASS

TH7NC THERMOPLASTIC NON-CONDUCTIVE HYDRAULIC HOSE - SAE 100R7

THERMOPLASTIC





RECOMMENDED FOR	TH7NC non-conductive hydraulic hose is recommended for petroleum and synthetic hydraulic fluids. Applications include power and telephone mobile equipment (cherry pickers), lubrication lines, blowout preventer control lines, hydraulic lifts and farm and construction machinery. Orange color TH7NC meets SAE 100R7 non–conductivity requirements, with a significantly tighter bend radius. Meets ANSI A92.2 for vehicle mounted aerial devices.
TUBE	Black; Seamless Nylon - Type Z; Hyd Fluid, Phosphate Ester, Water Glycol Resistant. See **Characteristics of Hose Material Types**.
REINFORCEMENT	Synthetic fiber and Nylon (–2 only).
COVER	Orange; Urethane; Aging, Hydraulic Fluid, Hi-Temp, Weather Resistant. See **Characteristics of Hose Material Types**.
TEMPERATURE RANGE	-65°F to +200°F (-54°C to +93°C). For water emulsions, see **Maximum Temperature Limits for Water, Water/Oil Emulsions and Water/Glycol Solutions**.
COUPLING RECOMMENDATION	**MegaCrimp™ Couplings** (G25) Section F **Swage PCTS Couplings** (–2 and –3) (G51) Section O (See www.gates.com/ecrimp for additional configurations.)
CERTIFICATIONS	SAE: 100R7 ANSI A92.2 for vehicle mounted aerial devices Orange color meets SAE 100R7 non–conductivity requirements and meets or exceeds performance requirements of SAE 100R7 with a significantly tighter bend radius. Meets ANSI A92.2 for vehicle mounted aerial devices.

Part No.	Description	Product No.	Standard Pack					
71072	2TH7NC XCTN	4467-1166	250	1/8	0.32	3000	12000	0.50
85408	3TH7NC X50FT	4467-1205	1	3/16	0.41	3000	12000	0.75
71073	3TH7NC XCTN	4467-1167	250	3/16	0.41	3000	12000	0.80
85409	4TH7NC X50FT	4467-1170	1	1/4	0.50	2750	11000	1.50
71016	4TH7NC XCTN	4467-1169	250	1/4	0.50	2750	11000	1.50
85410	5TH7NC X50FT	4467-1172	1	5/16	0.56	2500	10000	2.25
71074	5TH7NC XCTN	4467-1171	250	5/16	0.56	2500	10000	2.25
85411	6TH7NC X50FT	4467-1174	1	3/8	0.64	2250	9000	2.75
71017	6TH7NC XCTN	4467-1173	250	3/8	0.64	2250	9000	2.75
85412	8TH7NC X50FT	4467-1206	1	1/2	0.80	2000	8000	3.75
71018	8TH7NC XCTN	4467-1175	250	1/2	0.80	2000	8000	3.75
85413	12TH7NC X50FT	4467-1200	1	3/4	1.05	1250	5000	5.00
71075	12TH7NC XCTN	4467-1177	200	3/4	1.05	1250	5000	5.00
85414	16TH7NC X50FT	4467-1199	1	1	1.32	1000	4000	6.50
71076	16TH7NC XCTN	4467-1198	200	1	1.32	1000	4000	6.50

TH7DL THERMOPLASTIC DUAL LINE HYDRAULIC HOSE - SAE 100R7

THERMOPLASTIC



RECOMMENDED FOR	Petroleum, water-base and synthetic hydraulic fluids, TH7DL applications include mobile equipment, lubrication lines, blowout preventer control lines, hydraulic lifts and farm and construction machinery.
TUBE	Black; Seamless Nylon - Type Z; Hyd Fluid, Phosphate Ester, Water Glycol Resistant. See **Characteristics of Hose Material Types**.
REINFORCEMENT	Synthetic fiber.
COVER	Black; Urethane; Aging, Hydraulic Fluid, Hi-Temp, Weather Resistant. See **Characteristics of Hose Material Types**.
TEMPERATURE RANGE	-65°F to +200°F (-54°C to +93°C). For water emulsions, see **Maximum Temperature Limits for Water, Water/Oil Emulsions and Water/Glycol Solutions**.
COUPLING RECOMMENDATION	**MegaCrimp™ Couplings** (G25) Section F (See www.gates.com/ecrimp for additional configurations.)
CERTIFICATIONS	SAE: 100R7 Meets or exceeds performance requirements of SAE 100R7 with a significantly tighter bend radius.

Part No.	Description	Product No.	Standard Pack					
71084	4TH7DL XCTN	4472-0220	250	1/4	0.50	2750	11000	1.50
85422	5TH7DL X50FT	4472-0222	1	5/16	0.56	2500	10000	2.25
71085	5TH7DL XCTN	4472-0221	250	5/16	0.56	2500	10000	2.25
71022	6TH7DL XCTN	4472-0223	250	3/8	0.64	2250	9000	2.75
71086	8TH7DL XCTN	4472-0224	250	1/2	0.80	2000	8000	3.75

HOSE/CPLG. SELECTION
EQUIPMENT
HOSE SPECIFICATION
GLOBALSPIRAL COUPLINGS
STAINLESS STEEL SPIRAL COUPLINGS
MEGACRIMP COUPLINGS
STAINLESS STEEL BRAID COUPLINGS
POWER CRIMP COUPLINGS
FIELD ATTACHABLE - TYPE T COUPLINGS
FIELD ATTACHABLE - C5 COUPLINGS
FIELD ATTACHABLE - LOCK-ON COUPLINGS
C14 COUPLINGS & ASSEMBLIES
GLP & GL COUPLINGS
GLX COUPLINGS
PCTS THERMOPLASTIC COUPLINGS
POLARSEAL COUPLINGS (ACA, ACB, ACC)
POWER STEERING CPLGS. & TOC ASSEMBLIES
ADAPTERS
QUICK DISCONNECT COUPLERS
BALL VALVES
LIVE SWIVELS
ACCESSORIES
AIR BRAKE CPLGS. & ASSEMBLIES
KITS
BRASS

HOSE/CPLG. SELECTION
EQUIPMENT
HOSE SPECIFICATION
GLOBALSPIRAL COUPLINGS
STAINLESS STEEL SPIRAL COUPLINGS
MEGACRIMP COUPLINGS
STAINLESS STEEL BRAID COUPLINGS
POWER CRIMP COUPLINGS
FIELD ATTACHABLE - TYPE T COUPLINGS
FIELD ATTACHABLE - C5 COUPLINGS
FIELD ATTACHABLE - LOCK-ON COUPLINGS
C14 COUPLINGS & ASSEMBLIES
GLP & GL COUPLINGS
GLX COUPLINGS
PCTS THERMOPLASTIC COUPLINGS
POLARSEAL COUPLINGS (ACA, ACB, ACC)
POWER STEERING CPLGS. & TOC ASSEMBLIES
ADAPTERS
QUICK DISCONNECT COUPLERS
BALL VALVES
LIVE SWIVELS
ACCESSORIES
AIR BRAKE CPLGS. & ASSEMBLIES
KITS
BRASS

TH7NCDL THERMOPLASTIC NON-CONDUCTIVE DUAL LINE HYDRAULIC HOSE - SAE 100R7

THERMOPLASTIC



RECOMMENDED FOR	Recommended for petroleum, water-base and synthetic hydraulic fluids, TH7DL applications include power and telephone mobile equipment (cherry pickers), lubrication lines, blowout preventer control lines, hydraulic lifts and farm and construction machinery. Orange color TH7NCDL meets SAE 100R7 non–conductivity requirements. Meets ANSI A92.2 for vehicle mounted aerial devices.
TUBE	Black; Nylon. See **Characteristics of Hose Material Types**.
REINFORCEMENT	Synthetic fiber.
COVER	Orange; Urethane; Aging, Hydraulic Fluid, Hi-Temp, Weather Resistant. See **Characteristics of Hose Material Types**.
TEMPERATURE RANGE	-65°F to +200°F (-54°C to +93°C). For water emulsions, see **Maximum Temperature Limits for Water, Water/Oil Emulsions and Water/Glycol Solutions**.
COUPLING RECOMMENDATION	**MegaCrimp™ Couplings** (G25) Section F (See www.gates.com/ecrimp for additional configurations.)
CERTIFICATIONS	SAE: 100R7 ANSI A92.2 for vehicle mounted aerial devices Orange color meets SAE 100R7 non–conductivity requirements and meets or exceeds performance requirements of SAE 100R7 with a significantly tighter bend radius. Meets ANSI A92.2 for vehicle mounted aerial devices.

Part No.	Description	Product No.	Standard Pack					
85786	4TH7NCDL X50FT	4472-0226	1	1/4	0.50	2750	11000	1.50
71087	4TH7NCDL XCTN	4472-0225	250	1/4	0.50	2750	11000	1.50
85424	6TH7NCDL X50FT	4472-0228	1	3/8	0.64	2250	9000	2.75
71088	6TH7NCDL XCTN	4472-0227	250	3/8	0.64	2250	9000	2.75
71089	8TH7NCDL XCTN	4472-0229	250	1/2	0.80	2000	8000	3.75

TH7S THERMOPLASTIC HYDRAULIC HOSE - SAE 100R7

THERMOPLASTIC

RECOMMENDED FOR	Recommended for petroleum and synthetic hydraulic fluids, TH7S hose is used on applications that include power and mobile equipment, lifts and construction machinery. TH7S hose meets or exceeds performance requirements of SAE 100R7 with a significantly tighter bend radius.
TUBE	Black; Polyester. See **Characteristics of Hose Material Types**.
REINFORCEMENT	Synthetic fiber.
COVER	Black; Urethane; Aging, Hydraulic Fluid, Hi-Temp, Weather Resistant. See **Characteristics of Hose Material Types**.
TEMPERATURE RANGE	-65°F to +200°F (-54°C to +93°C). For water emulsions, see **Maximum Temperature Limits for Water, Water/Oil Emulsions and Water/Glycol Solutions**.
COUPLING RECOMMENDATION	**MegaCrimp™ Couplings** (G25) Section F (See www.gates.com/ecrimp for additional configurations.)
CERTIFICATIONS	SAE: 100R7 Meets or exceeds performance requirements of SAE 100R7 with a significantly tighter bend radius.





Part No.	Description	Product No.	Standard Pack					
85653	4TH7S X50FT	4467-8653	1	1/4	0.50	2750	11999	1.25
71112	4TH7S XCTN	4467-9112	250	1/4	0.50	2750	11999	1.25
85654	5TH7S X50FT	4467-8654	1	5/16	0.56	2500	10000	1.75
71113	5TH7S XCTN	4467-9113	250	5/16	0.56	2500	10000	1.75
85655	6TH7S X50FT	4467-8655	1	3/8	0.64	2250	9000	2.00
71114	6TH7S XCTN	4467-9114	250	3/8	0.64	2250	9000	2.00
71115	8TH7S XCTN	4467-9115	250	1/2	0.80	2000	8000	3.00

HOSE/CPLG. SELECTION
EQUIPMENT
HOSE SPECIFICATION
GLOBALSPIRAL COUPLINGS
STAINLESS STEEL SPIRAL COUPLINGS
MEGACRIMP COUPLINGS
STAINLESS STEEL BRAID COUPLINGS
POWER CRIMP COUPLINGS
FIELD ATTACHABLE - TYPE T COUPLINGS
FIELD ATTACHABLE - C5 COUPLINGS
FIELD ATTACHABLE - LOCK-ON COUPLINGS
C14 COUPLINGS & ASSEMBLIES
GLP & GL COUPLINGS
GLX COUPLINGS
PCTS THERMOPLASTIC COUPLINGS
POLARSEAL COUPLINGS (ACA, ACB, ACC)
POWER STEERING CPLGS. & TOC ASSEMBLIES
ADAPTERS
QUICK DISCONNECT COUPLERS
BALL VALVES
LIVE SWIVELS
ACCESSORIES
AIR BRAKE CPLGS. & ASSEMBLIES
KITS
BRASS

HOSE/CPLG. SELECTION
EQUIPMENT
HOSE SPECIFICATION
GLOBALSPIRAL COUPLINGS
STAINLESS STEEL SPIRAL COUPLINGS
MEGACRIMP COUPLINGS
STAINLESS STEEL BRAID COUPLINGS
POWER CRIMP COUPLINGS
FIELD ATTACHABLE - TYPE T COUPLINGS
FIELD ATTACHABLE - C5 COUPLINGS
FIELD ATTACHABLE - LOCK-ON COUPLINGS
C14 COUPLINGS & ASSEMBLIES
GLP & GL COUPLINGS
GLX COUPLINGS
PCTS THERMOPLASTIC COUPLINGS
POLARSEAL COUPLINGS (ACA, ACB, ACC)
POWER STEERING CPLGS. & TOC ASSEMBLIES
ADAPTERS
QUICK DISCONNECT COUPLERS
BALL VALVES
LIVE SWIVELS
ACCESSORIES
AIR BRAKE CPLGS. & ASSEMBLIES
KITS
BRASS

TH7SNC THERMOPLASTIC NON-CONDUCTIVE HYDRAULIC HOSE - SAE 100R7

THERMOPLASTIC



RECOMMENDED FOR	TH7SNC Non-Conductive hose is recommended for petroleum and synthetic hydraulic fluids on applications that include power and mobile equipment, lifts and construction machinery. Orange color meets SAE 100R7 non-conductivity requirements, with a significantly tighter bend radius. Meets ANSI A92.2 for vehicle mounted aerial devices.
TUBE	Black; Nylon. See **Characteristics of Hose Material Types**.
REINFORCEMENT	Synthetic fiber.
COVER	Orange; Urethane; Aging, Hydraulic Fluid, Hi-Temp, Weather Resistant. See **Characteristics of Hose Material Types**.
TEMPERATURE RANGE	-65°F to +200°F (-54°C to +93°C). For water emulsions, see **Maximum Temperature Limits for Water, Water/Oil Emulsions and Water/Glycol Solutions**.
COUPLING RECOMMENDATION	**MegaCrimp™ Couplings** (G25) Section F (See www.gates.com/ecrimp for additional configurations.)
CERTIFICATIONS	SAE: 100R7 ANSI A92.2 for vehicle mounted aerial devices Orange color meets SAE 100R7 non–conductivity requirements and meets or exceeds performance requirements of SAE 100R7 with a significantly tighter bend radius. Meets ANSI A92.2 for vehicle mounted aerial devices.

Part No.	Description	Product No.	Standard Pack					
85668	6TH7SNC X50FT	4467-0017	1	5/16	0.65	2250	9000	2.00

TH8 THERMOPLASTIC HYDRAULIC HOSE - SAE 100R8

THERMOPLASTIC





RECOMMENDED FOR	TH8 hydraulic hose is recommended for use with petroleum, water-base and synthetic hydraulic fluids. Applications include mobile equipment, lubrication lines, blowout preventer control lines, hydraulic lifts, farm and construction machinery as well as high-pressure hydraulic applications, especially material handling equipment with mast and pulley systems like forklifts, aerial lifting, hydraulic boom cranes and many others.
TUBE	Black; Seamless Nylon - Type Z; Hyd Fluid, Phosphate Ester, Water Glycol Resistant. See **Characteristics of Hose Material Types**.
REINFORCEMENT	Polyester.
COVER	Black; Urethane; Aging, Hydraulic Fluid, Hi-Temp, Weather Resistant. See **Characteristics of Hose Material Types**.
TEMPERATURE RANGE	-65°F to +200°F (-54°C to +93°C). For water emulsions, see **Maximum Temperature Limits for Water, Water/Oil Emulsions and Water/Glycol Solutions**.
COUPLING RECOMMENDATION	**MegaCrimp™ Couplings** (G25) Section F (See www.gates.com/ecrimp for additional configurations.)
CERTIFICATIONS	SAE: 100R8 Meets or exceeds performance requirements of SAE 100R8 with a significantly tighter bend radius.

Part No.	Description	Product No.	Standard Pack					
85415	3TH8 X50FT	4467-1201	1	3/16	0.50	5000	20000	1.50
71077	3TH8 XCTN	4467-1178	250	3/16	0.50	5000	20000	1.50
85416	4TH8 X50FT	4467-1180	1	1/4	0.61	5000	20000	2.00
71078	4TH8 XCTN	4467-1179	250	1/4	0.61	5000	20000	2.00
85417	6TH8 X50FT	4467-1182	1	3/8	0.75	4000	16000	2.50
71079	6TH8 XCTN	4467-1181	250	3/8	0.75	4000	16000	2.50
85418	8TH8 X50FT	4467-1202	1	1/2	0.87	3500	14000	4.00
71019	8TH8 XCTN	4467-1183	250	1/2	0.87	3500	14000	4.00
71080	12TH8 XCTN	4467-1184	200	3/4	1.13	2250	9000	6.50
71081	16TH8 XCTN	4467-1185	50	1	1.45	2000	8000	10.00

HOSE/CPLG. SELECTION
EQUIPMENT
HOSE SPECIFICATION
GLOBALSPIRAL COUPLINGS
STAINLESS STEEL SPIRAL COUPLINGS
MEGACRIMP COUPLINGS
STAINLESS STEEL BRAID COUPLINGS
POWER CRIMP COUPLINGS
FIELD ATTACHABLE - TYPE T COUPLINGS
FIELD ATTACHABLE - C5 COUPLINGS
FIELD ATTACHABLE - LOCK-ON COUPLINGS
C14 COUPLINGS & ASSEMBLIES
GLP & GL COUPLINGS
GLX COUPLINGS
PCTS THERMOPLASTIC COUPLINGS
POLARSEAL COUPLINGS (ACA, ACB, ACC)
POWER STEERING CPLGS. & TOC ASSEMBLIES
ADAPTERS
QUICK DISCONNECT COUPLERS
BALL VALVES
LIVE SWIVELS
ACCESSORIES
AIR BRAKE CPLGS. & ASSEMBLIES
KITS
BRASS

TH8NC THERMOPLASTIC NON-CONDUCTIVE HYDRAULIC HOSE - SAE 100R8

THERMOPLASTIC





RECOMMENDED FOR	Recommended for use with petroleum, water base and synthetic hydraulic fluids. Applications include power and telephone mobile equipment (cherry pickers), lubrication lines, blowout preventer control lines, hydraulic lifts and farm and construction machinery. Orange color TH8SNC meets SAE 100R8 non-conductivity requirement, with a significantly tighter bend radius. Multiline available.
TUBE	Black; Seamless Nylon - Type Z; Hyd Fluid, Phosphate Ester, Water Glycol Resistant. See **Characteristics of Hose Material Types**.
REINFORCEMENT	Polyester.
COVER	Orange; Urethane; Aging, Hydraulic Fluid, Hi-Temp, Weather Resistant. See **Characteristics of Hose Material Types**.
TEMPERATURE RANGE	-65°F to +200°F (-54°C to +93°C). For water emulsions, see **Maximum Temperature Limits for Water, Water/Oil Emulsions and Water/Glycol Solutions**.
COUPLING RECOMMENDATION	**MegaCrimp™ Couplings** (G25) Section F (See www.gates.com/ecrimp for additional configurations.)
CERTIFICATIONS	SAE: 100R8 Meets or exceeds performance requirements of SAE 100R8 with a significantly tighter bend radius. Orange color meets SAE 100R8 non–conductivity requirements.

Part No.	Description	Product No.	Standard Pack					
85419	4TH8NC X50FT	4467-1187	1	1/4	0.61	5000	20000	2.00
71020	4TH8NC XCTN	4467-1186	250	1/4	0.61	5000	20000	2.00
85420	6TH8NC X50FT	4467-1203	1	3/8	0.75	4000	16000	2.50
71082	6TH8NC XCTN	4467-1204	250	3/8	0.75	4000	16000	2.50
85421	8TH8NC X50FT	4467-1190	1	1/2	0.87	3500	14000	4.00
71083	8TH8NC XCTN	4467-1189	250	1/2	0.87	3500	14000	4.00

G3H HIGH TEMPERATURE 2-FIBER BRAID HOSE - SAE 100R3

TRANSFER

RECOMMENDED FOR	G3H High-Temp hose is recommended for hydraulic oil lines, anti–freeze solutions or water.
TUBE	Black; Nitrile - Type C; Hyd Fluid, Phosphate Ester, Water Glycol Resistant. See **Characteristics of Hose Material Types**.
REINFORCEMENT	Two fiber braids.
COVER	Black; Polychloroprene (Neoprene) - Type A; Abrasion, Oil Resistant. See **Characteristics of Hose Material Types**.
TEMPERATURE RANGE	-40°F to +275°F (-40°C to +135°C). For water emulsions, see **Maximum Temperature Limits for Water, Water/Oil Emulsions and Water/Glycol Solutions**.
COUPLING RECOMMENDATION	**MegaCrimp™ Couplings** (G25) Section F **GLX™ Couplings** (G44) Section N (See www.gates.com/ecrimp for additional configurations.)
CERTIFICATIONS	SAE: 100R3 Meets or exceeds requirements of SAE 100R3.





Part No.	Description	Product No.	Standard Pack						
85951	4G3H X25FT	3319-4263	1	1/4	0.56	1250	5000	3.00	28
70127	4G3H XCTN	3319-0088	455	1/4	0.56	1250	5000	3.00	28
85950	5G3H X50FT	3319-4717	1	5/16	0.66	1200	4800	3.50	28
85952	6G3H X25FT	3319-4262	1	3/8	0.75	1125	4500	4.00	28
70128	6G3H XCTN	3319-0087	350	3/8	0.75	1125	4500	4.00	28
85953	8G3H X25FT	3319-4261	1	1/2	0.94	1000	4000	5.00	28
70126	8G3H XCTN	3319-0090	225	1/2	0.94	1000	4000	5.00	28
70421	10G3H XCTN	3319-4288	200	5/8	1.10	900	3600	5.50	28
85954	12G3H X25FT	3319-4265	1	3/4	1.25	750	3000	6.00	28
70119	12G3H XCTN	3319-0091	160	3/4	1.25	750	3000	6.00	28
85955	16G3H X25FT	3319-4264	1	1	1.50	565	2260	8.00	20
70120	16G3H XCTN	3319-0092	120	1	1.50	565	2260	8.00	20
85956	20G3H X50FT	3319-4718	1	1 1/4	1.75	375	1500	10.00	15
70121	20G3H XCTN	3319-0071	120	1 1/4	1.75	375	1500	10.00	15
70422	24G3H XCTN	3319-4289	131	1 1/2	1.94	300	1200	12.00	10

HOSE/CPLG. SELECTION
EQUIPMENT
HOSE SPECIFICATION
GLOBALSPIRAL COUPLINGS
STAINLESS STEEL SPIRAL COUPLINGS
MEGACRIMP COUPLINGS
STAINLESS STEEL BRAID COUPLINGS
POWER CRIMP COUPLINGS
FIELD ATTACHABLE - TYPE T COUPLINGS
FIELD ATTACHABLE - C5 COUPLINGS
FIELD ATTACHABLE - LOCK-ON COUPLINGS
C14 COUPLINGS & ASSEMBLIES
GLP & GL COUPLINGS
GLX COUPLINGS
PCTS THERMOPLASTIC COUPLINGS
POLARSEAL COUPLINGS (ACA, ACB, ACC)
POWER STEERING CPLGS. & TOC ASSEMBLIES
ADAPTERS
QUICK DISCONNECT COUPLERS
BALL VALVES
LIVE SWIVELS
ACCESSORIES
AIR BRAKE CPLGS. & ASSEMBLIES
KITS
BRASS

HOSE/CPLG. SELECTION
EQUIPMENT
HOSE SPECIFICATION
GLOBALSPIRAL COUPLINGS
STAINLESS STEEL SPIRAL COUPLINGS
MEGACRIMP COUPLINGS
STAINLESS STEEL BRAID COUPLINGS
POWER CRIMP COUPLINGS
FIELD ATTACHABLE - TYPE T COUPLINGS
FIELD ATTACHABLE - C5 COUPLINGS
FIELD ATTACHABLE - LOCK-ON COUPLINGS
C14 COUPLINGS & ASSEMBLIES
GLP & GL COUPLINGS
GLX COUPLINGS
PCTS THERMOPLASTIC COUPLINGS
POLARSEAL COUPLINGS (ACA, ACB, ACC)
POWER STEERING CPLGS. & TOC ASSEMBLIES
ADAPTERS
QUICK DISCONNECT COUPLERS
BALL VALVES
LIVE SWIVELS
ACCESSORIES
AIR BRAKE CPLGS. & ASSEMBLIES
KITS
BRASS

GTH HIGH TEMPERATURE 1-FIBER BRAID HOSE - SAE 100R6

TRANSFER





RECOMMENDED FOR	Recommended for high-temperature, low pressure hydraulic oil lines, heavy-duty transmission oil cooler lines and glycol anti-freeze solutions.
TUBE	Black; Nitrile - Type C; Hyd Fluid, Phosphate Ester, Water Glycol Resistant. See **Characteristics of Hose Material Types**.
REINFORCEMENT	One fiber braid.
COVER	Black; Polychloroprene (Neoprene) - Type A; Abrasion, Oil Resistant. See **Characteristics of Hose Material Types**.
TEMPERATURE RANGE	-40°F to +275°F (-40°C to +135°C). For water emulsions, see **Maximum Temperature Limits for Water, Water/Oil Emulsions and Water/Glycol Solutions**.
COUPLING RECOMMENDATION	**MegaCrimp™ Couplings** (G25) Section F **Power Crimp™ Couplings** (–3) Section H **GLP Couplings** (G42) Section M (See www.gates.com/ecrimp for additional configurations.)
CERTIFICATIONS	SAE: 100R6 Meets or exceeds requirements of SAE 100R6.

Part No.	Description	Product No.	Standard Pack						
70106	3GTH XCTN	3319-3301	715	3/16	0.44	500	2000	2.00	28
70107	4GTH XCTN	3319-3305	775	1/4	0.50	400	1600	2.50	28
86687	5GTH X50FT	3319-0305	1	5/16	0.56	400	1600	3.00	28
70108	5GTH XCTN	3319-3310	650	5/16	0.56	400	1600	3.00	28
86618	8GTH X50FT	3319-3317	1	1/2	0.78	400	1600	4.00	18
70110	8GTH XCTN	3319-3320	400	1/2	0.78	400	1600	4.00	18
70131	8GTH XREEL	3319-3323	200	1/2	0.78	400	1600	4.00	18
86695	10GTH X25FT	3319-4268	1	5/8	0.91	350	1400	5.00	15
70111	10GTH XCTN	3319-3325	250	5/8	0.91	350	1400	5.00	15
70130	12GTH XCTN	3319-3335	225	3/4	1.06	300	1200	5.50	15
70746	16GTH XCTN	3319-3345	165	1	1.13	250	1000	8.00	10

GTHX HIGH-TEMP FIBER SPIRAL HOSE - SAE 100R6

TRANSFER





RECOMMENDED FOR	Recommended for high-temperature, low pressure hydraulic oil lines, heavy-duty transmission oil cooler lines and glycol anti-freeze solutions.
TUBE	Black; Nitrile - Type C; Hyd Fluid, Phosphate Ester, Water Glycol Resistant. See **Characteristics of Hose Material Types**.
REINFORCEMENT	Spiraled synthetic fiber.
COVER	Black; Polychloroprene (Neoprene) - Type A; Abrasion, Oil Resistant. See **Characteristics of Hose Material Types**.
TEMPERATURE RANGE	-40°F to +275°F (-40°C to +135°C). For water emulsions, see **Maximum Temperature Limits for Water, Water/Oil Emulsions and Water/Glycol Solutions**.
COUPLING RECOMMENDATION	**MegaCrimp™ Couplings** (G25) Section F (See www.gates.com/ecrimp for additional configurations.)
CERTIFICATIONS	SAE: 100R6 Meets or exceeds requirements of SAE 100R6.

Part No.	Description	Product No.	Standard Pack						
86688	6GTHX X50FT	3289-0005	1	3/8	0.63	400	1600	3.00	28
70109	6GTHX XREEL	3289-0002	300	3/8	0.63	400	1600	3.00	28

M500 WIRE BRAID HOSE

TRANSFER





RECOMMENDED FOR	M500 hose is recommended for pilot lines, grease lines and pressure return lines with 500 psi or less pressure applications.
TUBE	Black; Nitrile - Type C; Hyd Fluid, Phosphate Ester, Water Glycol Resistant. See **Characteristics of Hose Material Types**.
REINFORCEMENT	One braid of high–tensile steel wire.
COVER	Black; Nitrile/PVC - Type C2; Abrasion, Flame, Oil Resistant. See **Characteristics of Hose Material Types**.
TEMPERATURE RANGE	-40°F to +212°F (-40°C to +100°C). For water emulsions, see **Maximum Temperature Limits for Water, Water/Oil Emulsions and Water/Glycol Solutions**.
COUPLING RECOMMENDATION	**GlobalSpiral™ Couplings** (G20) Section D **MegaCrimp™ Couplings** (G25) Section F **GLP Couplings** (G42) Section M (See www.gates.com/ecrimp for additional configurations.)

Meets Flame Resistance Acceptance Designation "MSHA 2G".
Also available in XtraTuff™ cover.

Part No.	Description	Product No.	Standard Pack					
85442	4M500 X50FT	4657-4087	1	1/4	0.48	500	2000	2.00
70747	4M500 XREEL	4657-8027	440	1/4	0.48	500	2000	2.00
85443	6M500 X50FT	4657-4088	1	3/8	0.63	500	2000	2.50
70748	6M500 XREEL	4657-8028	330	3/8	0.63	500	2000	2.50
85444	8M500 X50FT	4657-4089	1	1/2	0.76	500	2000	3.50
70749	8M500 XREEL	4657-8029	220	1/2	0.76	500	2000	3.50
85445	10M500 X50FT	4657-4090	1	5/8	0.93	500	2000	4.00

Parts Continued On Next Page

HOSE/CPLG. SELECTION
EQUIPMENT
HOSE SPECIFICATION
GLOBALSPIRAL COUPLINGS
STAINLESS STEEL SPIRAL COUPLINGS
MEGACRIMP COUPLINGS
STAINLESS STEEL BRAID COUPLINGS
POWER CRIMP COUPLINGS
FIELD ATTACHABLE - TYPE T COUPLINGS
FIELD ATTACHABLE - C5 COUPLINGS
FIELD ATTACHABLE - LOCK-ON COUPLINGS
C14 COUPLINGS & ASSEMBLIES
GLP & GL COUPLINGS
GLX COUPLINGS
PCTS THERMOPLASTIC COUPLINGS
POLARSEAL COUPLINGS (ACA, ACB, ACC)
POWER STEERING CPLGS. & TOC ASSEMBLIES
ADAPTERS
QUICK DISCONNECT COUPLERS
BALL VALVES
LIVE SWIVELS
ACCESSORIES
AIR BRAKE CPLGS. & ASSEMBLIES
KITS
BRASS

M500 WIRE BRAID HOSE - CONTINUED

TRANSFER - CONTINUED

Part No.	Description	Product No.	Standard Pack					
70752	10M500 XREEL	4657-8030	220	5/8	0.93	500	2000	4.00
70770	12M500 XREEL	4657-8031	220	3/4	1.09	500	2000	4.70
85447	16M500 X50FT	4657-4092	1	1	1.40	500	2000	6.00
70974	16M500 XREEL	4657-8032	165	1	1.40	500	2000	6.00

M500-XTF WIRE BRAID HOSE - XTRATUFF™ COVER

TRANSFER

RECOMMENDED FOR M500 hose is recommended for pilot lines, grease lines and pressure return lines with 500 psi or less pressure applications. XtraTuff™ hose lasts up to 25 times longer than standard hose during hose–to–hose and hose–to–metal abrasion tests per ISO 6945.

TUBE Black; NBR; Hyd Fluid, Phosphate Ester, Water Glycol Resistant. See **Characteristics of Hose Material Types**.

REINFORCEMENT One braid of high–tensile steel wire.

COVER Black; XtraTuff; Abrasion, Flame, Oil Resistant. See **Characteristics of Hose Material Types**.

TEMPERATURE RANGE -40°F to +212°F (-40°C to +100°C). For water emulsions, see **Maximum Temperature Limits for Water, Water/Oil Emulsions and Water/Glycol Solutions**.

COUPLING RECOMMENDATION **GlobalSpiral™ Couplings** (G20) Section D
MegaCrimp™ Couplings (G25) Section F
GLP Couplings (G42) Section M
(See www.gates.com/ecrimp for additional configurations.)





Meets Flame Resistance Acceptance Designation "MSHA 2G".

Part No.	Description	Product No.	Standard Pack					
70979	4M500-XTF XREEL	4657-8033	440	1/4	0.48	500	2000	2.00
70981	8M500-XTF XREEL	4657-8035	220	1/2	0.76	500	2000	3.50
70982	10M500-XTF XREEL	4657-8036	220	5/8	0.93	500	2000	4.00

GMV GLOBAL MEGAVAC™ RETURN LINE AND SUCTION HOSE - SAE 100R4

RETURN

RECOMMENDED FOR	For use with petroleum and water base hydraulic fluids in suction lines or in low–pressure return lines.
TUBE	Black; Nitrile - Type C; High Temperature Resistant. See **Characteristics of Hose Material Types**.
REINFORCEMENT	Double spiral textile (braid for –12, –16 and –20) reinforced with a helical spiral–wire to prevent collapse.
COVER	Black; Polychloroprene (Neoprene) - Type A; Abrasion, Flame, Oil Resistant. See **Characteristics of Hose Material Types**.
TEMPERATURE RANGE	-40°F to +275°F (-40°C to +135°C). For water emulsions, see **Maximum Temperature Limits for Water, Water/Oil Emulsions and Water/Glycol Solutions**.
COUPLING RECOMMENDATION	GlobalSpiral™ Plus Couplings (G22) Section D **MegaCrimp™ Couplings** (G25) Section F **GL Couplings** (G43) Section M (See www.gates.com/ecrimp for additional configurations.)
CERTIFICATIONS	SAE: 100R4 Meets or exceeds requirements of SAE 100R4. Uses half the bend radius of SAE 100R4. Meets marine ABS and DNV–GL with use of HeatGuard® high temp sleeve.





Meets Flame Resistance Acceptance Designation "MSHA 2G".

Part No.	Description	Product No.	Standard Pack						
85577	12GMV X25FT	4504-0961	1	3/4	1.22	350	1400	2.50	25
70184	12GMV XCTN	4504-0123	100	3/4	1.22	350	1400	2.50	25
85578	16GMV X25FT	4504-0962	1	1	1.45	300	1200	3.00	25
70185	16GMV XCTN	4504-0003	100	1	1.45	300	1200	3.00	25
85579	20GMV X25FT	4504-0963	1	1 1/4	1.76	250	1000	4.00	25
70186	20GMV XCTN	4504-0004	100	1 1/4	1.76	250	1000	4.00	25

HOSE/CPLG. SELECTION
EQUIPMENT
HOSE SPECIFICATION
GLOBALSPIRAL COUPLINGS
STAINLESS STEEL SPIRAL COUPLINGS
MEGACRIMP COUPLINGS
STAINLESS STEEL BRAID COUPLINGS
POWER CRIMP COUPLINGS
FIELD ATTACHABLE - TYPE T COUPLINGS
FIELD ATTACHABLE - C5 COUPLINGS
FIELD ATTACHABLE - LOCK-ON COUPLINGS
C14 COUPLINGS & ASSEMBLIES
GLP & GL COUPLINGS
GLX COUPLINGS
PCTS THERMOPLASTIC COUPLINGS
POLARSEAL COUPLINGS (ACA, ACB, ACC)
POWER STEERING CPLGS. & TOC ASSEMBLIES
ADAPTERS
QUICK DISCONNECT COUPLERS
BALL VALVES
LIVE SWIVELS
ACCESSORIES
AIR BRAKE CPLGS. & ASSEMBLIES
KITS
BRASS

MULTI MASTER™ GMV MEGAFLEX™ RETURN LINE AND SUCTION HOSE - SAE 100R4

RETURN





RECOMMENDED FOR	One hose engineered for four industrial applications: fuel, hydraulic return, coolant and water, Gates Multi Master™ GMV™ MegaFlex™ hose delivers superior performance and ultimate flexibility. Recommended for suction and discharge applications where excellent flexibility is required and applications requiring maximum resistance to air, water, petroleum, and lubricating oils.
TUBE	Black; Nitrile - Type C. See **Characteristics of Hose Material Types**.
REINFORCEMENT	Synthetic, high tensile textile reinforcement with steel wire helix.
COVER	Black; Chloroprene - Type A; Flame Resistant. See **Characteristics of Hose Material Types**.
TEMPERATURE RANGE	-40°F to +275°F (-40°C to +135°C). For water emulsions, see **Maximum Temperature Limits for Water, Water/Oil Emulsions and Water/Glycol Solutions**.
COUPLING RECOMMENDATION	GlobalSpiral™ Plus Couplings (G22) Section D **MegaCrimp™ Couplings** (G25) Section F **GL Couplings** (G43) Section M (See www.gates.com/ecrimp for additional configurations.)
CERTIFICATIONS	SAE: 100R4, J30R5, J20R5 (except tube dimensions) Meets or exceeds SAE 100R4. Meets SAE J30R5 and SAE J20R5* *(except tube dimensions)

Meets Flame Resistance Acceptance Designation "MSHA 2G".

Part No.	Description	Product No.	Standard Pack						
85746	12GMV MEGAFLEX X25FT	4688-2373	1	3/4	1.20	350	1400	0.80	30
70295	12GMV MEGAFLEX XCTN	4688-2282	100	3/4	1.20	350	1400	0.80	30
85752	16GMV MEGAFLEX X25FT	4688-2374	1	1	1.41	300	1200	1.00	30
70296	16GMV MEGAFLEX XCTN	4688-2284	100	1	1.41	300	1200	1.00	30
85753	20GMV MEGAFLEX X25FT	4688-2375	1	1 1/4	1.66	250	1000	1.30	30
70298	20GMV MEGAFLEX XCTN	4688-2286	100	1 1/4	1.66	250	1000	1.30	30
85754	24GMV MEGAFLEX X25FT	4688-2376	1	1 1/2	6.40	160	640	1.50	30
70299	24GMV MEGAFLEX XCTN	4688-2288	100	1 1/2	6.40	160	640	1.50	30
85755	32GMV MEGAFLEX X25FT	4688-2377	1	2	2.39	150	600	2.00	30
70302	32GMV MEGAFLEX XCTN	4688-2290	100	2	2.39	150	600	2.00	30
85756	40GMV MEGAFLEX X25FT	4688-2378	1	2 1/2	2.94	150	600	2.50	30
70306	40GMV MEGAFLEX XCTN	4688-2300	100	2 1/2	2.94	150	600	2.50	30
70307	48GMV MEGAFLEX XCTN	4688-2292	100	3	3.44	150	600	3.00	30
70317	64GMV MEGAFLEX XCTN	4688-2294	100	4	4.48	150	600	4.00	30

RLA 1-FIBER BRAID RETURN LINE AND LOW PRESSURE HOSE

RETURN

RECOMMENDED FOR	RLA hose is recommended for low-pressure hydraulic oil return, general purpose water, glycol antifreeze solutions, diesel fuel, gasoline or air.
TUBE	Black; Nitrile - Type C; Oil Resistant. See **Characteristics of Hose Material Types**.
REINFORCEMENT	1-braid, textile
COVER	Black; Modified Nitrile - Type C2; Abrasion, Flame, Oil Resistant. See **Characteristics of Hose Material Types**.
TEMPERATURE RANGE	-40°F to +212°F (-40°C to +100°C). For water emulsions, see **Maximum Temperature Limits for Water, Water/Oil Emulsions and Water/Glycol Solutions**.
COUPLING RECOMMENDATION	**MegaCrimp™ Couplings** (G25) Section F **Power Crimp™ Couplings** (–3) Section H **GLP Couplings** (G42) Section M **GLX™ Couplings** (G44) Section N (See www.gates.com/ecrimp for additional configurations.)
CERTIFICATIONS	SAE: 30R2 Type 1, 30R2 Type 2





Meets Flame Resistance Acceptance Designation "MSHA 2G".

Part No.	Description	Product No.	Standard Pack						
85080	3RLA-30R2 X25FT	3284-5312	1	3/16	0.41	250	1000	3.00	28
70882	3RLA-30R2 XREEL	3284-5306	550	3/16	0.41	250	1000	3.00	28
85081	4RLA-30R2 X25FT	3284-5313	1	1/4	0.50	250	1000	3.00	28
70089	4RLA-30R2 XREEL	3284-5307	550	1/4	0.50	250	1000	3.00	28
85082	5RLA-30R2 X25FT	3284-5314	1	5/16	0.56	250	1000	4.00	28
70056	5RLA-30R2 XREEL	3284-5282	550	5/16	0.56	250	1000	4.00	28
85083	6RLA-30R2 X25FT	3284-5315	1	3/8	0.66	250	1000	4.00	28
70071	6RLA-30R2 XREEL	3284-5304	550	3/8	0.66	250	1000	4.00	28
85084	8RLA-30R2 X25FT	3284-5316	1	1/2	0.81	200	800	5.00	20
70090	8RLA-30R2 XREEL	3284-5308	550	1/2	0.81	200	800	5.00	20
85085	10RLA-30R2 X25FT	3284-5317	1	5/8	0.94	200	800	6.00	15
70942	10RLA30R2 XREEL	3284-5309	550	5/8	0.88	200	800	6.00	15
85946	12RLA-30R2 X25FT	3284-4088	1	3/4	1.09	200	800	6.00	10
70046	12RLA-30R2 XREEL	3284-0170	650	3/4	1.09	200	800	6.00	10
85947	16RLA-30R2 X25FT	3284-4181	1	1	1.34	160	640	8.00	10
70047	16RLA-30R2 XREEL	3284-0180	400	1	1.34	160	640	8.00	10

HOSE/CPLG. SELECTION
EQUIPMENT
HOSE SPECIFICATION
GLOBALSPIRAL COUPLINGS
STAINLESS STEEL SPIRAL COUPLINGS
MEGACRIMP COUPLINGS
STAINLESS STEEL BRAID COUPLINGS
POWER CRIMP COUPLINGS
FIELD ATTACHABLE - TYPE T COUPLINGS
FIELD ATTACHABLE - C5 COUPLINGS
FIELD ATTACHABLE - LOCK-ON COUPLINGS
C14 COUPLINGS & ASSEMBLIES
GLP & GL COUPLINGS
GLX COUPLINGS
PCTS THERMOPLASTIC COUPLINGS
POLARSEAL COUPLINGS (ACA, ACB, ACC)
POWER STEERING CPLGS. & TOC ASSEMBLIES
ADAPTERS
QUICK DISCONNECT COUPLERS
BALL VALVES
LIVE SWIVELS
ACCESSORIES
AIR BRAKE CPLGS. & ASSEMBLIES
KITS
BRASS

RLC 3-FIBER BRAID RETURN LINE AND LOW PRESSURE HOSE

RETURN



RECOMMENDED FOR	RLC hose is recommended for petroleum-based hydraulic oils, glycol antifreeze, air or water in low–pressure fluid transfer or hydraulic system return lines.
TUBE	Black; Nitrile - Type C; Oil Resistant. See **Characteristics of Hose Material Types**.
REINFORCEMENT	Three fiber braids.
COVER	Black; Modified Nitrile - Type C2; Abrasion, Oil Resistant. See **Characteristics of Hose Material Types**.
TEMPERATURE RANGE	-40°F to +275°F (-40°C to +135°C). For water emulsions, see **Maximum Temperature Limits for Water, Water/Oil Emulsions and Water/Glycol Solutions**.
COUPLING RECOMMENDATION	Use barbed stem or beaded–tube with clamps only.

Part No.	Description	Product No.	Standard Pack						
70142	16RLC XCTN	3319-0261	50	1	1.62	200	800	9.00	25
70074	20RLC XCTN	3319-0263	50	1 1/4	1.88	200	800	10.00	25
70075	24RLC XCTN	3319-0264	100	1 1/2	2.12	200	800	11.00	25
70143	28RLC XCTN	3319-0265	50	1 3/4	2.38	200	800	12.00	25
70076	32RLC XCTN	3319-0266	60	2	2.56	200	800	13.00	25
70070	36RLC XCTN	3319-0267	50	2 1/4	2.87	150	600	14.00	25
70077	40RLC XCTN	3319-0268	50	2 1/2	3.12	150	600	16.00	25
70078	48RLC XCTN	3319-0270	50	3	3.62	150	600	20.00	25
70081	56RLC XCTN	3319-0272	50	3 1/2	4.12	150	600	24.00	25
70144	72RLC X10FT	3319-0273	10	4 1/2	5.19	100	400	54.00	25

LOC LOCK-ON HOSE

LOCK-ON

RECOMMENDED FOR	Gates LOC Lock-On Hose is ideal for petroleum-based hydraulic oils, glycol anti–freeze compounds, water, engine lubricating oils and air. Lock–On hose and couplings are NOT recommended for vibration or pressure surge applications, such as permanent piping in residential or commercial buildings.
TUBE	Black; Nitrile - Type C; Oil Resistant. See **Characteristics of Hose Material Types**.
REINFORCEMENT	One fiber braid.
COVER	Black; Textile Braid Impregnated w/ Synthetic Rubber; Oil, Mildew Resistant. See **Characteristics of Hose Material Types**.
TEMPERATURE RANGE	-40°F to +250°F (-40°C to +121°C). For water emulsions, see **Maximum Temperature Limits for Water, Water/Oil Emulsions and Water/Glycol Solutions**.
COUPLING RECOMMENDATION	**Field Attachable LOC Couplings** (G36) Section K **GLP Couplings** (G42) Section M Use clamp over G37 single bead and G38 barbed with clamp. (See www.gates.com/ecrimp for additional configurations.)
CERTIFICATIONS	SAE: 30R2, 30R6, 30R7 Meets SAE 30R2, SAE 30R6 and SAE 30R7 performance requirements for fuel and B20 biodiesel fuel transfer applications up to +125°F.





Part No.	Description	Product No.	Standard Pack					
86691	4LOC X50FT	4319-4935	1	1/4	0.52	300	1200	3.00
70030	4LOC XREEL	4319-0112	300	1/4	0.52	300	1200	3.00
86630	5LOC X50FT	4319-1794	1	5/16	0.55	300	1200	3.00
70231	5LOC XREEL	4319-1793	350	5/16	0.55	300	1200	3.00
86692	6LOC X50FT	4319-4936	1	3/8	0.64	300	1200	3.00
70031	6LOC XREEL	4319-0113	300	3/8	0.64	300	1200	3.00
86693	8LOC X50FT	4319-4937	1	1/2	0.80	300	1200	5.00
70032	8LOC XREEL	4319-0114	300	1/2	0.80	300	1200	5.00
70033	10LOC XREEL	4319-0115	250	5/8	0.90	300	1200	6.00
70034	12LOC XREEL	4319-0116	225	3/4	1.00	300	1200	7.00

HOSE/CPLG. SELECTION
EQUIPMENT
HOSE SPECIFICATION
GLOBALSPIRAL COUPLINGS
STAINLESS STEEL SPIRAL COUPLINGS
MEGACRIMP COUPLINGS
STAINLESS STEEL BRAID COUPLINGS
POWER CRIMP COUPLINGS
FIELD ATTACHABLE - TYPE T COUPLINGS
FIELD ATTACHABLE - C5 COUPLINGS
FIELD ATTACHABLE - LOCK-ON COUPLINGS
C14 COUPLINGS & ASSEMBLIES
GLP & GL COUPLINGS
GLX COUPLINGS
PCTS THERMOPLASTIC COUPLINGS
POLARSEAL COUPLINGS (ACA, ACB, ACC)
POWER STEERING CPLGS. & TOC ASSEMBLIES
ADAPTERS
QUICK DISCONNECT COUPLERS
BALL VALVES
LIVE SWIVELS
ACCESSORIES
AIR BRAKE CPLGS. & ASSEMBLIES
KITS
BRASS

MEGATECH™ LOC 1-FIBER BRAID HIGH-TEMP LOCK-ON HOSE

LOCK-ON

RECOMMENDED FOR	LOC hose is recommended for high-temperature (+300°F) transmission oil cooler lines, pressurized hot oil return lines, turbocharger oil supply lines and diesel fuel to 212°F (100°C) but not biodiesel above B5 or gasoline.
TUBE	Black; CPE - Type J; Chemical, Temperature Resistant. See **Characteristics of Hose Material Types**.
REINFORCEMENT	One fiber braid.
COVER	Black; Textile Braid Impregnated w/ Synthetic Rubber; Oil, Mildew Resistant. See **Characteristics of Hose Material Types**.
TEMPERATURE RANGE	-40°F to +300°F (-40°C to +149°C). For water emulsions, see **Maximum Temperature Limits for Water, Water/Oil Emulsions and Water/Glycol Solutions**.
COUPLING RECOMMENDATION	**MegaCrimp™ Couplings** (G25) Section F **Field Attachable LOC Couplings** (G36) Section K **GLP Couplings** (G42) Section M (See www.gates.com/ecrimp for additional configurations.)





Part No.	Description	Product No.	Standard Pack					
76993	4MEGATECH LOC XREEL	4319-0106	575	1/4	0.50	300	1200	3.00
76994	6MEGATECH LOC XREEL	4319-0107	600	3/8	0.64	300	1200	3.00
76995	8MEGATECH LOC XREEL	4319-0108	335	1/2	0.78	300	1200	5.00
76996	10MEGATECH LOC XREEL	4319-0109	260	5/8	0.91	300	1200	6.00
76997	12MEGATECH LOC XREEL	4319-0110	220	3/4	1.08	300	1200	7.00
76998	16MEGATECH LOC XREEL	4319-0111	200	1	1.33	300	1200	7.00

LOL LOCK-ON HOSE

LOCK-ON





RECOMMENDED FOR	Recommended for petroleum–based hydraulic oils, water, glycol anti–freeze solutions, engine lubricating oils and air; Lock–On hose and couplings are NOT recommended for pressure surge applications or critical applications, such as permanent piping in residential or commercial buildings. Do not use for gasoline or diesel fuels. Available in 6 colors for easy color coding; black Polychloroprene (LOLA), blue (LOLB), green (LOLG), red (LOLR), yellow (LOLY) and gray (LOLC).
TUBE	Black; Nitrile - Type C; Heat, Oil Resistant. See **Characteristics of Hose Material Types**.
REINFORCEMENT	One fiber braid.
COVER	Black; Modified Nitrile - Type C2; Abrasion, Flame, Oil Resistant. See **Characteristics of Hose Material Types**.
TEMPERATURE RANGE	-40°F to +250°F (-40°C to +121°C). For water emulsions, see **Maximum Temperature Limits for Water, Water/Oil Emulsions and Water/Glycol Solutions**.
COUPLING RECOMMENDATION	**Field Attachable LOC Couplings** (G36) Section K **GLX™ Couplings** (G44) Section N Use clamp over G37 single bead and G38 barbed with clamp. (See www.gates.com/ecrimp for additional configurations.)

Meets Flame Resistance Acceptance Designation "MSHA 2G".

Part No.	Description	Product No.	Standard Pack						
70650	3LOLA XREEL*	3284-2500	300	3/16	0.41	300	1200	3.00	28
70651	3LOLB XREEL*	3284-2510	300	3/16	0.41	300	1200	3.00	28
70653	3LOLR XREEL*	3284-2540	300	3/16	0.41	300	1200	3.00	28
70654	3LOLY XREEL* **	3284-2560	300	3/16	0.41	300	1200	3.00	28
85961	4LOLA X50FT	3284-2266	1	1/4	0.47	300	1200	3.00	28
70657	4LOLA XREEL	3284-2501	475	1/4	0.47	300	1200	3.00	28
85967	4LOLB X25FT	3284-2272	1	1/4	0.47	300	1200	3.00	28
70658	4LOLB XREEL	3284-2511	475	1/4	0.47	300	1200	3.00	28
70662	4LOLC XREEL	3284-2521	475	1/4	0.47	300	1200	3.00	28
85972	4LOLG X25FT	3284-2277	1	1/4	0.47	300	1200	3.00	28
70659	4LOLG XREEL	3284-2531	475	1/4	0.47	300	1200	3.00	28
85976	4LOLR X25FT	3284-2281	1	1/4	0.47	300	1200	3.00	28
70660	4LOLR XREEL	3284-2541	475	1/4	0.47	300	1200	3.00	28
70661	4LOLY XREEL	3284-2561	475	1/4	0.47	300	1200	3.00	28
85960	5LOLA X25FT	3284-2297	1	5/16	0.55	300	1200	3.00	28
85962	5LOLA X50FT	3284-2267	1	5/16	0.55	300	1200	3.00	28
70664	5LOLA XREEL	3284-2502	300	5/16	0.55	300	1200	3.00	28
85963	6LOLA X50FT	3284-2268	1	3/8	0.63	300	1200	3.00	28
70665	6LOLA XREEL	3284-2503	300	3/8	0.63	300	1200	3.00	28
85968	6LOLB X25FT	3284-2273	1	3/8	0.63	300	1200	3.00	28
70666	6LOLB XREEL	3284-2513	300	3/8	0.63	300	1200	3.00	28
70670	6LOLC XREEL	3284-2523	300	3/8	0.63	300	1200	3.00	28
85973	6LOLG X25FT	3284-2278	1	3/8	0.63	300	1200	3.00	28
70667	6LOLG XREEL	3284-2533	300	3/8	0.63	300	1200	3.00	28
85977	6LOLR X25FT	3284-2282	1	3/8	0.63	300	1200	3.00	28
70668	6LOLR XREEL	3284-2543	300	3/8	0.63	300	1200	3.00	28
70669	6LOLY XREEL	3284-2563	300	3/8	0.63	300	1200	3.00	28
85964	8LOLA X50FT	3284-2269	1	1/2	0.77	300	1200	5.00	28
70672	8LOLA XREEL	3284-2504	300	1/2	0.77	300	1200	5.00	28
85969	8LOLB X25FT	3284-2274	1	1/2	0.77	300	1200	5.00	28
70673	8LOLB XREEL	3284-2515	300	1/2	0.77	300	1200	5.00	28

**Couplings for this size are available on special order only.*
***Special hose, subject to minimum order*

NOTE: LOL Lock–On Hose is packaged in UPS shippable reels.

Parts Continued On Next Page

HOSE/CPLG. SELECTION
EQUIPMENT
HOSE SPECIFICATION
GLOBALSPIRAL COUPLINGS
STAINLESS STEEL SPIRAL COUPLINGS
MEGACRIMP COUPLINGS
STAINLESS STEEL BRAID COUPLINGS
POWER CRIMP COUPLINGS
FIELD ATTACHABLE - TYPE T COUPLINGS
FIELD ATTACHABLE - C5 COUPLINGS
FIELD ATTACHABLE - LOCK-ON COUPLINGS
C14 COUPLINGS & ASSEMBLIES
GLP & GL COUPLINGS
GLX COUPLINGS
PCTS THERMOPLASTIC COUPLINGS
POLARSEAL COUPLINGS (ACA, ACB, ACC)
POWER STEERING CPLGS. & TOC ASSEMBLIES
ADAPTERS
QUICK DISCONNECT COUPLERS
BALL VALVES
LIVE SWIVELS
ACCESSORIES
AIR BRAKE CPLGS. & ASSEMBLIES
KITS
BRASS

LOL LOCK-ON HOSE - CONTINUED

LOCK-ON - CONTINUED

Part No.	Description	Product No.	Standard Pack						
70677	8LOLC XREEL	3284-2525	300	1/2	0.77	300	1200	5.00	28
85974	8LOLG X25FT	3284-2279	1	1/2	0.77	300	1200	5.00	28
70674	8LOLG XREEL	3284-2535	300	1/2	0.77	300	1200	5.00	28
85978	8LOLR X25FT	3284-2283	1	1/2	0.77	300	1200	5.00	28
70675	8LOLR XREEL	3284-2545	300	1/2	0.77	300	1200	5.00	28
70676	8LOLY XREEL	3284-2565	300	1/2	0.77	300	1200	5.00	28
85965	10LOLA X50FT	3284-2270	1	5/8	0.94	300	1200	6.00	28
70679	10LOLA XREEL	3284-2505	250	5/8	0.94	300	1200	6.00	28
85970	10LOLB X25FT	3284-2275	1	5/8	0.94	300	1200	6.00	28
70680	10LOLB XREEL	3284-2517	250	5/8	0.94	300	1200	6.00	28
70684	10LOLC XREEL	3284-2527	250	5/8	0.94	300	1200	6.00	28
70681	10LOLG XREEL*	3284-2537	250	5/8	0.94	300	1200	6.00	28
70682	10LOLR XREEL*	3284-2547	250	5/8	0.94	300	1200	6.00	28
70683	10LOLY XREEL*	3284-2567	250	5/8	0.94	300	1200	6.00	28
85966	12LOLA X50FT	3284-2271	1	3/4	1.06	300	1200	7.00	15
70686	12LOLA XREEL	3284-2506	225	3/4	1.06	300	1200	7.00	15
85971	12LOLB X25FT	3284-2276	1	3/4	1.06	300	1200	7.00	15
70687	12LOLB XREEL	3284-2519	225	3/4	1.06	300	1200	7.00	15
70691	12LOLC XREEL	3284-2529	225	3/4	1.06	300	1200	7.00	15
85975	12LOLG X25FT	3284-2280	1	3/4	1.06	300	1200	7.00	15
70688	12LOLG XREEL	3284-2536	225	3/4	1.06	300	1200	7.00	15
85979	12LOLR X25FT	3284-2284	1	3/4	1.06	300	1200	7.00	15
70689	12LOLR XREEL	3284-2549	225	3/4	1.06	300	1200	7.00	15
70690	12LOLY XREEL	3284-2569	225	3/4	1.06	300	1200	7.00	15

**Special hose, subject to minimum order requirements if not in inventory.*

NOTE: LOL Lock–On Hose is packaged in UPS shippable reels.

HOSE/CPLG. SELECTION
EQUIPMENT
HOSE SPECIFICATION
GLOBALSPIRAL COUPLINGS
STAINLESS STEEL SPIRAL COUPLINGS
MEGACRIMP COUPLINGS
STAINLESS STEEL BRAID COUPLINGS
POWER CRIMP COUPLINGS
FIELD ATTACHABLE - TYPE T COUPLINGS
FIELD ATTACHABLE - C5 COUPLINGS
FIELD ATTACHABLE - LOCK-ON COUPLINGS
C14 COUPLINGS & ASSEMBLIES
GLP & GL COUPLINGS
GLX COUPLINGS
PCTS THERMOPLASTIC COUPLINGS
POLARSEAL COUPLINGS (ACA, ACB, ACC)
POWER STEERING CPLGS. & TOC ASSEMBLIES
ADAPTERS
QUICK DISCONNECT COUPLERS
BALL VALVES
LIVE SWIVELS
ACCESSORIES
AIR BRAKE CPLGS. & ASSEMBLIES
KITS
BRASS

AB SERIES AIR BRAKE HOSE

FLEET



RECOMMENDED FOR	Computer-controlled manufacturing process virtually insures product uniformity for the AB Series Air Brake Hose.
TUBE	Black; EPDM. See **Characteristics of Hose Material Types**.
REINFORCEMENT	4-spiral, fiber
COVER	Black; EPDM. See **Characteristics of Hose Material Types**.
TEMPERATURE RANGE	-40°F to +212°F (-40°C to +100°C). For water emulsions, see **Maximum Temperature Limits for Water, Water/Oil Emulsions and Water/Glycol Solutions**.
COUPLING RECOMMENDATION	Gates **G33 Series type air brake couplings**. Section W (See www.gates.com/ecrimp for additional configurations.)
CERTIFICATIONS	SAE: J1402 DOT FMVSS 106 Meets SAE J1402 specifications. Complies with DOT FMVSS 106 requirements.

NOTE: Federal law requires registration with the Department of Transportation for anyone producing air brake hose assemblies with swaged or crimped fittings. See Engineering and Technical Data Section for compliance.

Part No.	Description	Product No.	Standard Pack				
27240	3/8 X 50FT RUBBER AIR BRAKE	3245-0601	1	3/8	0.75	225	1000
28760	3/8 X 250FT REEL AIR BRAKE	3245-0602	1	3/8	0.75	225	1000
27241	1/2 X 50FT RUBBER AIR BRAKE	3245-0603	1	1/2	0.88	225	1000
28761	1/2 X 250FT REEL AIR BRAKE	3245-0604	1	1/2	0.88	225	1000

HEAVY-DUTY GREEN STRIPE™ AIR BRAKE HOSE

FLEET



RECOMMENDED FOR	Truck, bus and mobile air brake systems. Can be used as flexible connector between frame and axle. Exceeds SAE J1402 and Bendix specifications.
TUBE	Black; Polychloroprene (Neoprene). See **Characteristics of Hose Material Types**.
REINFORCEMENT	2-braid, fiber
COVER	Black; Polychloroprene (Neoprene); Oil Resistant. See **Characteristics of Hose Material Types**.
TEMPERATURE RANGE	-40°F to +212°F (-40°C to +100°C). For water emulsions, see **Maximum Temperature Limits for Water, Water/Oil Emulsions and Water/Glycol Solutions**.
COUPLING RECOMMENDATION	Gates **G33 Series type air brake couplings**. Section W (See www.gates.com/ecrimp for additional configurations.)
CERTIFICATIONS	SAE: J1402 DOT FMVSS 106 Exceeds Bendix specifications Exceeds SAE J1402 and Bendix specifications. Complies with DOT FMVSS 106 requirements.

NOTE: Federal law requires registration with the Department of Transportation for anyone producing air brake hose assemblies with swaged or crimped fittings. See Engineering and Technical Data Section for compliance.

Part No.	Description	Product No.	Standard Pack				
27220	3/8 X 50FT HD GS AIR BRAKE	3245-4468	1	3/8	0.75	225	1000

Parts Continued On Next Page

HOSE/CPLG. SELECTION
EQUIPMENT
HOSE SPECIFICATION
GLOBALSPIRAL COUPLINGS
STAINLESS STEEL SPIRAL COUPLINGS
MEGACRIMP COUPLINGS
STAINLESS STEEL BRAID COUPLINGS
POWER CRIMP COUPLINGS
FIELD ATTACHABLE - TYPE T COUPLINGS
FIELD ATTACHABLE - C5 COUPLINGS
FIELD ATTACHABLE - LOCK-ON COUPLINGS
C14 COUPLINGS & ASSEMBLIES
GLP & GL COUPLINGS
GLX COUPLINGS
PCTS THERMOPLASTIC COUPLINGS
POLARSEAL COUPLINGS (ACA, ACB, ACC)
POWER STEERING CPLGS. & TOC ASSEMBLIES
ADAPTERS
QUICK DISCONNECT COUPLERS
BALL VALVES
LIVE SWIVELS
ACCESSORIES
AIR BRAKE CPLGS. & ASSEMBLIES
KITS
BRASS

HEAVY-DUTY GREEN STRIPE™ AIR BRAKE HOSE - CONTINUED

FLEET - CONTINUED

Part No.	Description	Product No.	Standard Pack				
28304	3/8 X 250FT REEL GS AIR BRAKE	3245-4470	1	3/8	0.75	225	1000
27221	1/2 X 50FT HD GS AIR BRAKE	3245-4467	1	1/2	0.88	225	1000

TR500 HIGH TEMPERATURE AIR BRAKE HYDRAULIC HOSE - SAE J1402

FLEET

RECOMMENDED FOR	Recommended for air brake hose, high temperature pressurized oil return lines and rotary oil/air compressor lines, engine and transmission air cooler lines and lube oil lines. Not recommended for gasoline or diesel fuel applications.
TUBE	Black; Nitrile - Type C. See **Characteristics of Hose Material Types**.
REINFORCEMENT	One braid of high–tensile steel wire.
COVER	Black; Textile Braid Impregnated w/ Synthetic Rubber; Oil, Mildew Resistant. See **Characteristics of Hose Material Types**.
TEMPERATURE RANGE	-40°F to +250°F (-40°C to +121°C). For water emulsions, see **Maximum Temperature Limits for Water, Water/Oil Emulsions and Water/Glycol Solutions**.
COUPLING RECOMMENDATION	**MegaCrimp™ Couplings** (G25) Section F **GLP Couplings** (G42) Section M (See www.gates.com/ecrimp for additional configurations.)
CERTIFICATIONS	SAE: J1402 DOT FMVSS 106-74 Meets or exceeds DOT FMVSS 106–74 and SAE J1402 for air brake hose (–4, –6, –8, –10).





NOTE: Federal law requires registration with the Department of Transportation for anyone producing air brake hose assemblies with swaged or crimped fittings. See Engineering and Technical Data Section for compliance.

Part No.	Description	Product No.	Standard Pack						
85745	4TR500 X50FT	4657-2600	1	1/4	0.51	500	2000	1.00	30
70881	4TR500 XREEL	4657-2228	250	1/4	0.51	500	2000	1.00	30
85747	6TR500 X50FT	4657-2601	1	3/8	0.66	500	2000	1.80	30
70883	6TR500 XREEL	4657-2520	350	3/8	0.66	500	2000	1.80	30
85748	8TR500 X50FT	4657-2602	1	1/2	0.80	500	2000	2.30	30
70884	8TR500 XREEL	4657-2521	350	1/2	0.80	500	2000	2.30	30
85749	10TR500 X50FT	4657-2603	1	5/8	0.93	500	2000	2.80	30
70885	10TR500 XREEL	4657-2229	300	5/8	0.93	500	2000	2.80	30
85750	12TR500 X50FT	4657-2604	1	3/4	1.04	500	2000	3.50	30
70886	12TR500 XREEL	4657-2230	200	3/4	1.04	500	2000	3.50	30
85751	16TR500 X50FT	4657-2605	1	1	1.30	500	2000	4.50	30
70887	16TR500 XREEL	4657-2231	150	1	1.30	500	2000	4.50	30

MEGATECH™ G5TB OIL-AIR RETURN HOSE

FLEET

RECOMMENDED FOR	MegaTech™ G5TB hose is recommended for pressurized hot oil return lines and rotary oil lines.
TUBE	Black; CPE - Type J; Chemical, Temperature Resistant. See **Characteristics of Hose Material Types**.
REINFORCEMENT	Two braids of high–tensile steel wire.
COVER	Blue; Textile Braid Impregnated w/ Synthetic Rubber; Oil, Mildew Resistant. See **Characteristics of Hose Material Types**.
TEMPERATURE RANGE	-40°F to +300°F (-40°C to +149°C). For water emulsions, see **Maximum Temperature Limits for Water, Water/Oil Emulsions and Water/Glycol Solutions**.
COUPLING RECOMMENDATION	GlobalSpiral™ Plus Couplings (G22) Section D **MegaCrimp™ Couplings** (G25) Section F **GL Couplings** (G43) Section M (See www.gates.com/ecrimp for additional configurations.)





Part No.	Description	Product No.	Standard Pack					
85391	4MEGATECH G5TB X50FT	4657-4070	1	1/4	0.58	3000	12000	2.00
71023	4MEGATECH G5TB XREEL	4657-2183	400	1/4	0.58	3000	12000	2.00
85392	6MEGATECH G5TB X50FT	4657-4071	1	3/8	0.76	3000	12000	2.50
71024	6MEGATECH G5TB XREEL	4657-2184	350	3/8	0.76	3000	12000	2.50
85393	8MEGATECH G5TB X50FT	4657-4072	1	1/2	0.87	3000	12000	3.50
71025	8MEGATECH G5TB XREEL	4657-2185	350	1/2	0.87	3000	12000	3.50
71066	10MEGATECH G5TB XREEL	4657-2186	300	5/8	0.98	2000	8000	4.00
71067	12MEGATECH G5TB XREEL	4657-2187	200	3/4	1.12	2000	8000	4.70
85396	16MEGATECH G5TB X50FT	4657-4075	1	1	1.34	1000	4000	6.00
71026	16MEGATECH G5TB XREEL	4657-2188	150	1	1.34	1000	4000	6.00
85397	20MEGATECH G5TB X50FT	4657-4076	1	1 1/4	1.70	1000	4000	8.50
71027	20MEGATECH G5TB XCTN	4657-2189	100	1 1/4	1.70	1000	4000	8.50
71028	24MEGATECH G5TB XCTN	4657-2190	100	1 1/2	1.94	500	2000	9.50
71029	32MEGATECH G5TB XCTN	4657-2191	100	2	2.53	500	2000	10.50

HOSE/CPLG. SELECTION
EQUIPMENT
HOSE SPECIFICATION
GLOBALSPIRAL COUPLINGS
STAINLESS STEEL SPIRAL COUPLINGS
MEGACRIMP COUPLINGS
STAINLESS STEEL BRAID COUPLINGS
POWER CRIMP COUPLINGS
FIELD ATTACHABLE - TYPE T COUPLINGS
FIELD ATTACHABLE - C5 COUPLINGS
FIELD ATTACHABLE - LOCK-ON COUPLINGS
C14 COUPLINGS & ASSEMBLIES
GLP & GL COUPLINGS
GLX COUPLINGS
PCTS THERMOPLASTIC COUPLINGS
POLARSEAL COUPLINGS (ACA, ACB, ACC)
POWER STEERING CPLGS. & TOC ASSEMBLIES
ADAPTERS
QUICK DISCONNECT COUPLERS
BALL VALVES
LIVE SWIVELS
ACCESSORIES
AIR BRAKE CPLGS. & ASSEMBLIES
KITS
BRASS

MEGATECH™ II HYDRAULIC HOSE

FLEET





RECOMMENDED FOR	MegaTech™ II hose is recommended for multi-purpose high-pressure, high temperature, air compressor lines, petroleum-base or phosphate ester hydraulic fluid supply lines.
TUBE	Black; CPE - Type J; Oil Resistant. See **Characteristics of Hose Material Types**.
REINFORCEMENT	Two braids of high–tensile steel wire.
COVER	Blue; Polyester Braid; Abrasion, Oil Resistant. See **Characteristics of Hose Material Types**.
TEMPERATURE RANGE	-40°F to +300°F (-40°C to +149°C). For water emulsions, see **Maximum Temperature Limits for Water, Water/Oil Emulsions and Water/Glycol Solutions**.
COUPLING RECOMMENDATION	GlobalSpiral™ Plus Couplings (G22) Section D **MegaCrimp™ Couplings** (G25) Section F **Stainless Steel Braid Couplings** (G17) Section G (See www.gates.com/ecrimp for additional configurations.)
CERTIFICATIONS	SAE: 100R2 Meets or exceeds the requirements of SAE 100R2.

Part No.	Description	Product No.	Standard Pack					
70975	20ACP MEGATECH II XCTN	4657-8018	100	1 1/4	1.89	2250	9000	15.00
70858	24ACP MEGATECH II XCTN	4657-2484	100	1 1/2	2.13	1500	6000	20.00
70859	32ACP MEGATECH II XCTN	4657-2485	100	2	2.61	1300	5200	25.00

MEGATECH™ 3000 HIGH-TEMP OIL-AIR RETURN HOSE

FLEET





RECOMMENDED FOR	MegaTech™ 3000 High-Temp hose is recommended for pressurized hot oil return lines, rotary oil lines and diesel fuel to 212°F (100°C) but not biodiesel above B5 or gasoline.
TUBE	Black; CPE - Type J; Chemical, Temperature Resistant. See **Characteristics of Hose Material Types**.
REINFORCEMENT	Two braids of high–tensile steel wire.
COVER	Black; Textile Braid Impregnated w/ Synthetic Rubber; Oil, Mildew Resistant. See **Characteristics of Hose Material Types**.
TEMPERATURE RANGE	-40°F to +300°F (-40°C to +149°C). For water emulsions, see **Maximum Temperature Limits for Water, Water/Oil Emulsions and Water/Glycol Solutions**.
COUPLING RECOMMENDATION	**MegaCrimp™ Couplings** (G25) Section F (See www.gates.com/ecrimp for additional configurations.)

Part No.	Description	Product No.	Standard Pack						
85987	4MEGATECH 3000 X50FT	4657-4116	1	1/4	0.59	3000	12000	2.00	30
70960	4MEGATECH 3000 XREEL	4657-2373	400	1/4	0.59	3000	12000	2.00	30
85988	6MEGATECH 3000 X50FT	4657-4117	1	3/8	0.74	3000	12000	2.50	30
70961	6MEGATECH 3000 XREEL	4657-2374	350	3/8	0.74	3000	12000	2.50	30
85989	8MEGATECH 3000 X50FT	4657-4118	1	1/2	0.86	3000	12000	3.50	30
70962	8MEGATECH 3000 XREEL	4657-2319	350	1/2	0.86	3000	12000	3.50	30

MEGATECH™ 1000 HIGH TEMPERATURE HOT OIL HOSE - SAE J1405

FLEET

RECOMMENDED FOR	MegaTech™ 1000 High-Temp hose is recommended for air brake hose, pressurized hot oil return lines, rotary oil/air compressor lines and diesel fuel to 212°F (100°C) but not biodiesel above B5 or gasoline.
TUBE	Black; CPE - Type J; Chemical, Temperature Resistant. See **Characteristics of Hose Material Types**.
REINFORCEMENT	One braid of high–tensile steel wire.
COVER	Black; Textile Braid Impregnated w/ Synthetic Rubber; Oil, Mildew Resistant. See **Characteristics of Hose Material Types**.
TEMPERATURE RANGE	-40°F to +300°F (-40°C to +149°C). For water emulsions, see **Maximum Temperature Limits for Water, Water/Oil Emulsions and Water/Glycol Solutions**.
COUPLING RECOMMENDATION	**MegaCrimp™ Couplings** (G25) Section F **Stainless Steel Braid Couplings** (G17) Section G (See www.gates.com/ecrimp for additional configurations.)
CERTIFICATIONS	SAE: J1402 DOT FMVSS 106-74 Meets the requirements of DOT FMVSS 106–74 and SAE J1402 for air brake hose (–4, –6, –8, –10).





NOTE: Federal law requires registration with the Department of Transportation for anyone producing air brake hose assemblies with swaged or crimped fittings. See Engineering and Technical Data Section for compliance.

Part No.	Description	Product No.	Standard Pack						
85980	4MEGATECH 1000 X50FT	4657-2503	1	1/4	0.52	1000	4000	2.00	30
70102	4MEGATECH 1000 XBALE	4656-0820	4800	1/4	0.52	1000	4000	2.00	30
70850	4MEGATECH 1000 XREEL	4657-2332	350	1/4	0.52	1000	4000	2.00	30
85981	6MEGATECH 1000 X50FT	4657-2504	1	3/8	0.66	1000	4000	2.50	30
70103	6MEGATECH 1000 XBALE	4656-0818	3500	3/8	0.66	1000	4000	2.50	30
70851	6MEGATECH 1000 XREEL	4657-2297	350	3/8	0.66	1000	4000	2.50	30
85982	8MEGATECH 1000 X50FT	4657-2505	1	1/2	0.80	1000	4000	3.50	30
70104	8MEGATECH 1000 XBALE	4656-0819	2500	1/2	0.80	1000	4000	3.50	30
70852	8MEGATECH 1000 XREEL	4657-2334	350	1/2	0.80	1000	4000	3.50	30
85983	10MEGATECH 1000 X50FT	4657-2506	1	5/8	0.93	1000	4000	4.00	30
70853	10MEGATECH 1000 XREEL	4657-2335	300	5/8	0.93	1000	4000	4.00	30
85984	12MEGATECH 1000 X50FT	4657-4040	1	3/4	1.15	1000	4000	4.70	30
70888	12MEGATECH 1000 XREEL	4657-2336	200	3/4	1.15	1000	4000	4.70	30
85985	16MEGATECH 1000 X50FT	4657-4041	1	1	1.37	1000	4000	6.00	30
70889	16MEGATECH 1000 XREEL	4657-2337	150	1	1.37	1000	4000	6.00	30
85986	20MEGATECH 1000 X50FT	4657-4042	1	1 1/4	1.64	1000	4000	8.50	30
70890	20MEGATECH 1000 XCTN	4657-2338	100	1 1/4	1.64	1000	4000	8.50	30

HOSE/CPLG. SELECTION
EQUIPMENT
HOSE SPECIFICATION
GLOBALSPIRAL COUPLINGS
STAINLESS STEEL SPIRAL COUPLINGS
MEGACRIMP COUPLINGS
STAINLESS STEEL BRAID COUPLINGS
POWER CRIMP COUPLINGS
FIELD ATTACHABLE - TYPE T COUPLINGS
FIELD ATTACHABLE - C5 COUPLINGS
FIELD ATTACHABLE - LOCK-ON COUPLINGS
C14 COUPLINGS & ASSEMBLIES
GLP & GL COUPLINGS
GLX COUPLINGS
PCTS THERMOPLASTIC COUPLINGS
POLARSEAL COUPLINGS (ACA, ACB, ACC)
POWER STEERING CPLGS. & TOC ASSEMBLIES
ADAPTERS
QUICK DISCONNECT COUPLERS
BALL VALVES
LIVE SWIVELS
ACCESSORIES
AIR BRAKE CPLGS. & ASSEMBLIES
KITS
BRASS

MEGATECH™ 500 HIGH TEMPERATURE HOT OIL HOSE - SAE J1405

FLEET

RECOMMENDED FOR	MegaTech™ 500 hose is recommended for air brake hose, pressurized hot oil return lines and rotary oil/air compressor lines. Not recommended for gasoline or diesel fuel applications.
TUBE	Black; CPE - Type J; Chemical, Temperature Resistant. See **Characteristics of Hose Material Types**.
REINFORCEMENT	One braid of high–tensile steel wire.
COVER	Black; Textile Braid Impregnated w/ Synthetic Rubber; Oil, Mildew Resistant. See **Characteristics of Hose Material Types**.
TEMPERATURE RANGE	-40°F to +300°F (-40°C to +149°C). For water emulsions, see **Maximum Temperature Limits for Water, Water/Oil Emulsions and Water/Glycol Solutions**.
COUPLING RECOMMENDATION	GlobalSpiral™ Plus Couplings (G22) Section D **GL Couplings** (G43) Section M (See www.gates.com/ecrimp for additional configurations.)





Part No.	Description	Product No.	Standard Pack						
70854	24MEGATECH 500 XCTN	4657-0204	100	1 1/2	1.95	500	2000	15.00	30
70855	32MEGATECH 500 XCTN	4657-0205	100	2	2.48	500	2000	18.00	30
70856	40MEGATECH 500 XCTN	4657-0206	100	2 1/2	2.97	500	2000	22.00	30
70857	48MEGATECH 500 XCTN	4657-0207	100	3	3.50	500	2000	24.00	30

MEGATECH™ 250 HIGH TEMPERATURE HOT OIL HOSE - SAE J1405

FLEET

RECOMMENDED FOR	MegaTech 250 TOC hose is recommended for high-temperature transmission oil cooler lines, pressurized hot oil return lines, turbocharger oil supplies and diesel fuel to 212°F (100°C) but not biodiesel fuel above B5 or gasoline.
TUBE	Black; CPE - Type J; Chemical, Temperature Resistant. See **Characteristics of Hose Material Types**.
REINFORCEMENT	One braid of high–tensile steel wire.
COVER	Black; Textile Braid Impregnated w/ Synthetic Rubber; Oil, Mildew Resistant. See **Characteristics of Hose Material Types**.
TEMPERATURE RANGE	-40°F to +300°F (-40°C to +149°C). For water emulsions, see **Maximum Temperature Limits for Water, Water/Oil Emulsions and Water/Glycol Solutions**.
COUPLING RECOMMENDATION	**MegaCrimp™ Couplings** (G25) Section F **GLP Couplings** (G42) Section M (See www.gates.com/ecrimp for additional configurations.)





Part No.	Description	Product No.	Standard Pack						
70891	4MEGATECH 250 XREEL	4657-2339	250	1/4	0.52	250	1000	1.00	30
85760	6MEGATECH 250 X50FT	4657-0084	1	3/8	0.64	250	1000	1.80	30
85761	8MEGATECH 250 X50FT	4657-0085	1	1/2	0.78	250	1000	2.50	30
70893	8MEGATECH 250 XREEL	4657-2341	350	1/2	0.78	250	1000	2.50	30
85762	10MEGATECH 250 X50FT	4657-0086	1	5/8	0.93	250	1000	3.00	30
70894	10MEGATECH 250 XREEL	4657-2342	300	5/8	0.93	250	1000	3.00	30
85763	12MEGATECH 250 X50FT	4657-0087	1	3/4	1.06	250	1000	3.50	30

Parts Continued On Next Page

MEGATECH™ 250 HIGH TEMPERATURE HOT OIL HOSE - SAE J1405 - CONTINUED

FLEET - CONTINUED

Part No.	Description	Product No.	Standard Pack						
70895	12MEGATECH 250 XREEL	4657-2343	200	3/4	1.06	250	1000	3.50	30
85764	16MEGATECH 250 X50FT	4657-0088	1	1	1.36	250	1000	4.00	30
70896	16MEGATECH 250 XREEL	4657-2344	150	1	1.36	250	1000	4.00	30
85765	20MEGATECH 250 X50FT	4657-0089	1	1 1/4	1.65	250	1000	4.50	30

C5C HYDRAULIC HOSE - SAE 100R5

FLEET





RECOMMENDED FOR	C5C hydraulic hoses are recommended for medium pressure hydraulic petroleum-based oil lines in impulse applications, lube oil; air and water in applications such as air brakes, power steering (CAUTION: intended for heavy duty commercial vehicle use only), turbocharger oil supplies, tilt cab cylinders, transmission oil cooler and filtration lines. Not recommended for gasoline or diesel fuel.
TUBE	Black; Polychloroprene (Neoprene) - Type A; Heat, Oil Resistant. See **Characteristics of Hose Material Types**.
REINFORCEMENT	One braid of high–tensile carbon steel wire over one braid of polyester.
COVER	Black; Polyester Braid; Oil, Mildew Resistant. See **Characteristics of Hose Material Types**.
TEMPERATURE RANGE	-40°F to +212°F (-40°C to +100°C). For water emulsions, see **Maximum Temperature Limits for Water, Water/Oil Emulsions and Water/Glycol Solutions**.
COUPLING RECOMMENDATION	**GlobalSpiral™ Couplings** (G20) Section D **MegaCrimp™ Couplings** (G25) Section F **C5 Field Attachable Couplings** (G34) Section J (See www.gates.com/ecrimp for additional configurations.)
CERTIFICATIONS	SAE: 100R5, J1402 Type AII DOT FMVSS 106-74 Type AII Meets or exceeds requirements of SAE 100R5 for traditional hydraulic applications and DOT FMVSS 106–74 Type AII and SAE J1402 Type AII for air brake applications (–4 to –12).

NOTE: Federal law requires registration with the Department of Transportation for anyone producing air brake hose assemblies with swaged or crimped fittings. See Engineering and Technical Data Section for compliance.

Part No.	Description	Product No.	Standard Pack					
86605	4C5C X50FT	3658-1762	1	3/16	0.52	3000	12000	3.00
70589	4C5C XREEL	3658-1775	440	3/16	0.52	3000	12000	3.00
86606	5C5C X50FT	3658-1763	1	1/4	0.58	3000	12000	3.40
70590	5C5C XREEL	3658-1776	385	1/4	0.58	3000	12000	3.40
86607	6C5C X50FT	3658-1764	1	5/16	0.67	2250	9000	4.00
70591	6C5C XREEL	3658-1777	385	5/16	0.67	2250	9000	4.00
86608	8C5C X50FT	3658-1765	1	13/32	0.77	2000	8000	4.60
70592	8C5C XREEL	3658-1778	330	13/32	0.77	2000	8000	4.60
86609	10C5C X50FT	3658-1766	1	1/2	0.92	1750	7000	5.50
70593	10C5C XREEL	3658-1779	275	1/2	0.92	1750	7000	5.50
86610	12C5C X50FT	3658-1767	1	5/8	1.08	1500	6000	6.50
70594	12C5C XREEL	3658-1780	220	5/8	1.08	1500	6000	6.50
86616	16C5C X50FT	3658-1768	1	7/8	1.23	800	3200	7.40
70595	16C5C XREEL	3658-1781	165	7/8	1.23	800	3200	7.40

Parts Continued On Next Page

C5C HYDRAULIC HOSE - SAE 100R5 - CONTINUED

FLEET - CONTINUED

Part No.	Description	Product No.	Standard Pack					
86617	20C5C X25FT	3658-1772	1	1 1/8	1.50	625	2500	9.00
70096	20C5C XCTN	3658-1758	100	1 1/8	1.50	625	2500	9.00
70097	24C5C XCTN	3658-1759	100	1 3/8	1.75	500	2000	10.50
70098	32C5C XCTN	3658-1760	100	1 3/16	2.22	350	1400	13.30
70099	40C5C XCTN	3658-1761	50	2 3/8	2.88	350	1400	24.00

C5C-XH XTREME™ HEAT HYDRAULIC HOSE - SAE 100R5

FLEET





RECOMMENDED FOR	High-temperature lube oil lines for on-highway truck and bus, off-road construction and agricultural vehicles. Recommended for high temperature petroleum based or phosphate ester fluids, turbocharger oil supply, hot lube oil lines and diesel fuel to 212°F (100°C) but not biodiesel above B5 or gasoline. Meets the requirements of SAE 100R5 for hydraulic applications, SAE 1405 hot oil circulation.
TUBE	Black; CPE - Type J; Heat, Oil Resistant. See **Characteristics of Hose Material Types**.
REINFORCEMENT	Braided, high–tensile wire and textile.
COVER	Blue; Polyester and Textile Braid; Oil, Mildew Resistant. See **Characteristics of Hose Material Types**.
TEMPERATURE RANGE	-40°F to +302°F (-40°C to 150°C). For water emulsions, see **Maximum Temperature Limits for Water, Water/Oil Emulsions and Water/Glycol Solutions**.
COUPLING RECOMMENDATION	**GlobalSpiral™ Couplings** (G20) Section D **MegaCrimp™ Couplings** (G25) Section F **C5 Field Attachable Couplings** (G34) Section J Crimp options are MegaCrimp™, GlobalSpiral™ (depending on size) (See www.gates.com/ecrimp for additional configurations.)
CERTIFICATIONS	SAE: 100R5, J1402 Type AII DOT FMVSS 106-74 Type AII Meets or exceeds DOT FMVSS 106–74 Type AII (–4 to –12) and SAE J1402 Type AII (–4 to –12).

NOTE: Federal law requires registration with the Department of Transportation for anyone producing air brake hose assemblies with swaged or crimped fittings. See Engineering and Technical Data Section for compliance.

Part No.	Description	Product No.	Standard Pack					
70095	4C5CXH XREEL	3658-0150	440	3/16	0.52	3000	12000	3.40
86992	5C5CXH X50FT	3658-4001	1	1/4	0.58	3000	12000	3.40
70992	5C5CXH XREEL	3658-0151	385	1/4	0.58	3000	12000	3.40
86993	6C5CXH X50FT	3658-4002	1	5/16	0.67	2250	9000	4.00
70993	6C5CXH XREEL	3658-0152	385	5/16	0.67	2250	9000	4.00
86994	8C5CXH X50FT	3658-4003	1	13/32	0.77	2000	8000	4.60
70994	8C5CXH XREEL	3658-0153	330	13/32	0.77	2000	8000	4.60
86995	10C5CXH X50FT	3658-4004	1	1/2	0.92	1750	7000	5.50
70995	10C5CXH XREEL	3658-0154	275	1/2	0.92	1750	7000	5.50
86996	12C5CXH X50FT	3658-4005	1	5/8	1.08	1500	6000	6.50
70996	12C5CXH XREEL	3658-0155	220	5/8	1.08	1500	6000	6.50
86997	16C5CXH X50FT	3658-4006	1	7/8	1.23	800	3200	7.40
70997	16C5CXH XREEL	3658-0156	165	7/8	1.23	800	3200	7.40

Parts Continued On Next Page

C5C-XH XTREME™ HEAT HYDRAULIC HOSE - SAE 100R5 - CONTINUED

FLEET - CONTINUED

Part No.	Description	Product No.	Standard Pack					
86998	20C5CXH X50FT	3658-4007	1	1 1/8	1.50	625	2500	9.00
70998	20C5CXH XCTN	3658-0157	120	1 1/8	1.50	625	2500	9.00

C5D HIGH-TEMP MULTI-FLUID HOSE

FLEET





RECOMMENDED FOR	C5D high-temp hose is recommended for use with petroleum-based or phosphate ester fluids; diesel fuels and filtration lines, transmission oil cooler lines, hot lube oil lines, power steering (CAUTION: Intended for heavy-duty commercial vehicle use only), turbocharger oil supplies, tilt cab cylinder and diesel fuel to 212°F (100°C) but not biodiesel above B5 or gasoline.
TUBE	Black; CPE - Type J; Heat, Oil Resistant. See **Characteristics of Hose Material Types**.
REINFORCEMENT	One braid of high–tensile steel wire over one braid of polyester.
COVER	Green; Polyester Braid Impregnated w/ Synthetic Rubber; Oil, Mildew Resistant. See **Characteristics of Hose Material Types**.
TEMPERATURE RANGE	-40°F to +300°F (-40°C to +149°C). For water emulsions, see **Maximum Temperature Limits for Water, Water/Oil Emulsions and Water/Glycol Solutions**.
COUPLING RECOMMENDATION	**C5 Field Attachable Couplings** (G34) Section J **C5X Field Attachable Couplings** (G34) Section J (See www.gates.com/ecrimp for additional configurations.)
CERTIFICATIONS	SAE: J1402 Type AII DOT FMVSS 106-74 Type AII Meets or exceeds DOT FMVSS 106–74 Type AII (–4 to –12) and SAE J1402 Type AII (–4 to –12).

NOTE: Federal law requires registration with the Department of Transportation for anyone producing air brake hose assemblies with swaged or crimped fittings. See Engineering and Technical Data Section for compliance.

Part No.	Description	Product No.	Standard Pack					
85680	4C5D X50FT	3658-0001	1	3/16	0.52	1500	6000	1.00
70540	4C5D XREEL	3658-0020	440	3/16	0.52	1500	6000	1.00
85681	5C5D X50FT	3658-0007	1	1/4	0.58	1500	6000	1.50
70541	5C5D XREEL	3658-0027	385	1/4	0.58	1500	6000	1.50
85682	6C5D X50FT	3658-0002	1	5/16	0.67	1500	6000	1.80
70542	6C5D XREEL	3658-0021	385	5/16	0.67	1500	6000	1.80
85683	8C5D X50FT	3658-0003	1	13/32	0.77	1250	5000	2.00
70543	8C5D XREEL	3658-0022	330	13/32	0.77	1250	5000	2.00
85684	10C5D X50FT	3658-0008	1	1/2	0.92	1250	5000	2.00
70544	10C5D XREEL	3658-0028	275	1/2	0.92	1250	5000	2.00
85685	12C5D X50FT	3658-0009	1	5/8	1.08	750	3000	2.30
70545	12C5D XREEL	3658-0029	220	5/8	1.08	750	3000	2.30
85686	16C5D X50FT	3658-0010	1	7/8	1.23	400	1600	3.50
70546	16C5D XREEL	3658-0030	165	7/8	1.23	400	1600	3.50

HOSE/CPLG. SELECTION
EQUIPMENT
HOSE SPECIFICATION
GLOBALSPIRAL COUPLINGS
STAINLESS STEEL SPIRAL COUPLINGS
MEGACRIMP COUPLINGS
STAINLESS STEEL BRAID COUPLINGS
POWER CRIMP COUPLINGS
FIELD ATTACHABLE - TYPE T COUPLINGS
FIELD ATTACHABLE - C5 COUPLINGS
FIELD ATTACHABLE - LOCK-ON COUPLINGS
C14 COUPLINGS & ASSEMBLIES
GLP & GL COUPLINGS
GLX COUPLINGS
PCTS THERMOPLASTIC COUPLINGS
POLARSEAL COUPLINGS (ACA, ACB, ACC)
POWER STEERING CPLGS. & TOC ASSEMBLIES
ADAPTERS
QUICK DISCONNECT COUPLERS
BALL VALVES
LIVE SWIVELS
ACCESSORIES
AIR BRAKE CPLGS. & ASSEMBLIES
KITS
BRASS

C5M MARINE FUEL LINE HOSE

FLEET



RECOMMENDED FOR	Recommended for all commercial and recreational vessel fuel line applications, C5M Marine Fuel Line hose is suitable for marine diesel, gasoline, B100 Biodiesel, gasohol fuels and hot oil applications.
TUBE	Black; Nitrile - Type C. See **Characteristics of Hose Material Types**.
REINFORCEMENT	One wire braid.
COVER	Blue; Modified Nitrile - Type C2; Flame Resistant. See **Characteristics of Hose Material Types**.
TEMPERATURE RANGE	-4°F to +212°F (-20°C to +100°C). For water emulsions, see **Maximum Temperature Limits for Water, Water/Oil Emulsions and Water/Glycol Solutions**.
COUPLING RECOMMENDATION	**GlobalSpiral™ Couplings** (G20) Section D GlobalSpiral™ Plus Couplings (G22) Section D **MegaCrimp™ Couplings** (G25) Section F **C5 Field Attachable Couplings** (G34) Section J **GL Couplings** (G43) Section M (See www.gates.com/ecrimp for additional configurations.)
CERTIFICATIONS	SAE: J1942, J1527, J30R2 ISO: 840-A1

Meets Flame Resistance Acceptance Designation "MSHA 2G".

Part No.	Description	Product No.	Standard Pack					
70614	5C5M XREEL	3658-1965	385	1/4	0.58	500	2000	1.30
86596	6C5M X50FT	3658-4596	1	5/16	0.67	500	2000	1.30
70615	6C5M XREEL	3658-1969	385	5/16	0.67	500	2000	1.30
86597	8C5M X50FT	3658-4597	1	13/32	0.77	500	2000	1.80
70616	8C5M XREEL	3658-1973	330	13/32	0.77	500	2000	1.80
86598	10C5M X50FT	3658-4598	1	1/2	0.92	500	2000	2.30
70617	10C5M XREEL	3658-1977	275	1/2	0.92	500	2000	2.30
86599	12C5M X50FT	3658-4599	1	5/8	1.08	500	2000	2.80
70618	12C5M XREEL	3658-1981	220	5/8	1.08	500	2000	2.80
86600	16C5M X50FT	3658-4600	1	7/8	1.23	500	2000	3.50
70619	16C5M XREEL	3658-1985	165	7/8	1.23	500	2000	3.50

C5E HIGH-TEMP FLEXLINE™ HOSE

FLEET

RECOMMENDED FOR	C5E High-Temp Flexline™ hose is recommended for air brake hose, power steering (CAUTION: Intended for heavy–duty commercial vehicle use only), engine and transmission oil cooler lines and hot (+300°F) lube oil lines. Not recommended for gasoline or diesel fuel.
TUBE	Black; Nitrile - Type C; Heat, Oil Resistant. See **Characteristics of Hose Material Types**.
REINFORCEMENT	One braid of high–tensile steel wire over one braid of polyester.
COVER	Black; Textile Braid Impregnated w/ Synthetic Rubber; Heat, Oil Resistant. See **Characteristics of Hose Material Types**.
TEMPERATURE RANGE	-40°F to +300°F (-40°C to +149°C). For water emulsions, see **Maximum Temperature Limits for Water, Water/Oil Emulsions and Water/Glycol Solutions**.
COUPLING RECOMMENDATION	**GlobalSpiral™ Couplings** (G20) Section D **MegaCrimp™ Couplings** (G25) Section F **Power Crimp™ Couplings** (–4) Section H **C5E Field Attachable Couplings** (G35) Section J (See www.gates.com/ecrimp for additional configurations.)
CERTIFICATIONS	SAE: J1402 Type A1 DOT FMVSS 106 Type A1 Meets or exceeds DOT FMVSS 106–74 Type All (–4 to –12) and SAE J1402 Type All (–4 to –12).





NOTE: Federal law requires registration with the Department of Transportation for anyone producing air brake hose assemblies with swaged or crimped fittings. See Engineering and Technical Data Section for compliance.

Part No.	Description	Product No.	Standard Pack	⟷	↕			R
85690	4C5E X50FT	3658-4990	1	3/16	0.49	1500	6000	0.80
70530	4C5E XREEL	3658-0210	440	3/16	0.49	1500	6000	0.80
85691	5C5E X50FT	3658-4991	1	1/4	0.55	1500	6000	1.00
70531	5C5E XREEL	3658-0211	385	1/4	0.55	1500	6000	1.00
85692	6C5E X50FT	3658-4992	1	5/16	0.61	1500	6000	1.30
70532	6C5E XREEL	3658-0212	385	5/16	0.61	1500	6000	1.30
85693	8C5E X50FT	3658-4993	1	13/32	0.73	1250	5000	1.80
70193	8C5E XCTN	3658-0203	475	13/32	0.73	1250	5000	1.80
70533	8C5E XREEL	3658-0213	330	13/32	0.73	1250	5000	1.80
85694	10C5E X50FT	3658-4994	1	1/2	0.83	1250	5000	2.30
70194	10C5E XCTN	3658-0204	330	1/2	0.83	1250	5000	2.30
70534	10C5E XREEL	3658-0214	275	1/2	0.83	1250	5000	2.30
85695	12C5E X50FT	3658-4995	1	5/8	0.95	750	3000	3.00
70195	12C5E XCTN	3658-0205	200	5/8	0.95	750	3000	3.00
70535	12C5E XREEL	3658-0215	220	5/8	0.95	750	3000	3.00
85696	16C5E X50FT	3658-4996	1	7/8	1.20	400	1600	3.50
70536	16C5E XREEL	3658-0216	165	7/8	1.20	400	1600	3.50
85697	20C5E X25FT	3658-4989	1	1 1/8	1.49	300	1200	4.50
70197	20C5E XCTN	3658-0207	100	1 1/8	1.49	300	1200	4.50

HOSE/CPLG. SELECTION
EQUIPMENT
HOSE SPECIFICATION
GLOBALSPIRAL COUPLINGS
STAINLESS STEEL SPIRAL COUPLINGS
MEGACRIMP COUPLINGS
STAINLESS STEEL BRAID COUPLINGS
POWER CRIMP COUPLINGS
FIELD ATTACHABLE - TYPE T COUPLINGS
FIELD ATTACHABLE - C5 COUPLINGS
FIELD ATTACHABLE - LOCK-ON COUPLINGS
C14 COUPLINGS & ASSEMBLIES
GLP & GL COUPLINGS
GLX COUPLINGS
PCTS THERMOPLASTIC COUPLINGS
POLARSEAL COUPLINGS (ACA, ACB, ACC)
POWER STEERING CPLGS. & TOC ASSEMBLIES
ADAPTERS
QUICK DISCONNECT COUPLERS
BALL VALVES
LIVE SWIVELS
ACCESSORIES
AIR BRAKE CPLGS. & ASSEMBLIES
KITS
BRASS

C14 PTFE HOSE - NON-CONDUCTIVE - SAE 100R14 TYPE A

FLEET

RECOMMENDED FOR	C14 PTFE hose is recommended for air compressor discharge, hot oil and fluids, hot and greasy environments.
TUBE	White; PTFE - Type A; Non-Conductive, Smooth Bore. See **Characteristics of Hose Material Types** and **Properties of C14 PTFE Tube**.
REINFORCEMENT	1-braid, stainless steel
COVER	Silver; Stainless Steel Wire 304. See **Characteristics of Hose Material Types**.
TEMPERATURE RANGE	-65°F to +400°F (-54°C to +204°C). For water emulsions, see **Maximum Temperature Limits for Water, Water/Oil Emulsions and Water/Glycol Solutions**.
COUPLING RECOMMENDATION	**C14 Couplings** (G40) Section L (See www.gates.com/ecrimp for additional configurations.)
CERTIFICATIONS	SAE: 100R14 Type A





NOTE: Electrostatic Discharge: Many applications involving PTFE hose do not require a conductive tube. But you must review the potential for electrostatic discharge for every application and be aware that static electricity can be hazardous. In those cases where electrostatic discharge can occur, conductive PTFE hose with a conductive tube (Gates C14CT) is recommended. For more information on electrostatic discharge, refer to Technical Data Section.

Part No.	Description	Product No.	Standard Pack					
85700	4C14 X25FT	7752-0425	1	3/16	0.31	1500	6000	2.00
70804	4C14 XCTN	7752-0400	400	3/16	0.31	1500	6000	2.00
85701	5C14 X25FT	7752-0525	1	1/4	0.38	1500	6000	3.00
70805	5C14 XCTN	7752-0500	350	1/4	0.38	1500	6000	3.00
85702	6C14 X25FT	7752-0625	1	5/16	0.45	1500	6000	4.00
70806	6C14 XCTN	7752-0600	300	5/16	0.45	1500	6000	4.00
85703	8C14 X25FT	7752-0825	1	13/32	0.55	1000	4000	5.30
70808	8C14 XCTN	7752-0800	250	13/32	0.55	1000	4000	5.30
85704	10C14 X25FT	7752-1025	1	1/2	0.65	800	3200	6.50
70810	10C14 XCTN	7752-1000	200	1/2	0.65	800	3200	6.50
85705	12C14 X25FT	7752-1225	1	5/8	0.79	800	3200	7.80
70812	12C14 XCTN	7752-1200	150	5/8	0.79	800	3200	7.80
85706	16C14 X25FT	7752-1625	1	7/8	1.03	800	3500	9.00
70816	16C14 XCTN	7752-1600	100	7/8	1.03	800	3500	9.00

C14CT PTFE HOSE - CONDUCTIVE - SAE 100R14 TYPE B

FLEET

RECOMMENDED FOR	C14 PTFE hose is recommended for air compressor discharge, hot oil and fluids, hot and greasy environments.
TUBE	White; PTFE - Type B; Conductive, Smooth Bore. See **Characteristics of Hose Material Types** and **Properties of C14 PTFE Tube**.
REINFORCEMENT	1-braid, stainless steel
COVER	Silver; Stainless Steel Wire 304. See **Characteristics of Hose Material Types**.
TEMPERATURE RANGE	-65°F to +400°F (-54°C to +204°C). For water emulsions, see **Maximum Temperature Limits for Water, Water/Oil Emulsions and Water/Glycol Solutions**.
COUPLING RECOMMENDATION	**C14 Couplings** (G40) Section L (See www.gates.com/ecrimp for additional configurations.)
CERTIFICATIONS	SAE: 100R14 Type B





NOTE: Electrostatic Discharge: Many applications involving PTFE hose do not require a conductive tube. But you must review the potential for electrostatic discharge for every application and be aware that static electricity can be hazardous. In those cases where electrostatic discharge can occur, conductive PTFE hose with a conductive tube (Gates C14CT) is recommended. For more information on electrostatic discharge, refer to Technical Data Section.

Part No.	Description	Product No.	Standard Pack					
85730	6C14CT X25FT	7752-3625	1	5/16	0.45	1500	6000	4.00
85731	8C14CT X25FT	7752-3825	1	13/32	0.55	1000	4000	5.30
70908	8C14CT XCTN*	7752-3800	250	13/32	0.55	1000	4000	5.30

**Type B–Conductive Tube.*

HOSE/CPLG. SELECTION
EQUIPMENT
HOSE SPECIFICATION
GLOBALSPIRAL COUPLINGS
STAINLESS STEEL SPIRAL COUPLINGS
MEGACRIMP COUPLINGS
STAINLESS STEEL BRAID COUPLINGS
POWER CRIMP COUPLINGS
FIELD ATTACHABLE - TYPE T COUPLINGS
FIELD ATTACHABLE - C5 COUPLINGS
FIELD ATTACHABLE - LOCK-ON COUPLINGS
C14 COUPLINGS & ASSEMBLIES
GLP & GL COUPLINGS
GLX COUPLINGS
PCTS THERMOPLASTIC COUPLINGS
POLARSEAL COUPLINGS (ACA, ACB, ACC)
POWER STEERING CPLGS. & TOC ASSEMBLIES
ADAPTERS
QUICK DISCONNECT COUPLERS
BALL VALVES
LIVE SWIVELS
ACCESSORIES
AIR BRAKE CPLGS. & ASSEMBLIES
KITS
BRASS

HOSE/CPLG. SELECTION
EQUIPMENT
HOSE SPECIFICATION
GLOBALSPIRAL COUPLINGS
STAINLESS STEEL SPIRAL COUPLINGS
MEGACRIMP COUPLINGS
STAINLESS STEEL BRAID COUPLINGS
POWER CRIMP COUPLINGS
FIELD ATTACHABLE - TYPE T COUPLINGS
FIELD ATTACHABLE - C5 COUPLINGS
FIELD ATTACHABLE - LOCK-ON COUPLINGS
C14 COUPLINGS & ASSEMBLIES
GLP & GL COUPLINGS
GLX COUPLINGS
PCTS THERMOPLASTIC COUPLINGS
POLARSEAL COUPLINGS (ACA, ACB, ACC)
POWER STEERING CPLGS. & TOC ASSEMBLIES
ADAPTERS
QUICK DISCONNECT COUPLERS
BALL VALVES
LIVE SWIVELS
ACCESSORIES
AIR BRAKE CPLGS. & ASSEMBLIES
KITS
BRASS

POLARSEAL™ I AIR CONDITIONING AC134A HOSE

FLEET





RECOMMENDED FOR	PolarSeal™ Hose is designed for environmentally-safe liquid and gaseous R134a and R12 refrigerant applications in automotive air conditioning and industrial systems, including tractors, construction trucks, and mobile and stationary refrigeration units. Designed to minimize permeation of R134a and R12 refrigerant.
TUBE	Black; Polychloroprene (Neoprene) - Type A; Nylon Liner. See **Characteristics of Hose Material Types**.
REINFORCEMENT	Two layers of spiral polyester.
COVER	Black; EPDM; Heat, Moisture, Ozone Resistant. See **Characteristics of Hose Material Types**.
TEMPERATURE RANGE	-22°F to +257°F (-30°C to +125°C). For water emulsions, see **Maximum Temperature Limits for Water, Water/Oil Emulsions and Water/Glycol Solutions**.
BARRIER	Nylon liner.
COUPLING RECOMMENDATION	**PolarSeal™ Couplings (ACA)** (G45) Section P (See www.gates.com/ecrimp for additional configurations.)
CERTIFICATIONS	SAE: J51, J3062 Air conditioning refrigerant hose is manufactured in accordance with SAE J3062, while air conditioning hose assemblies must meet SAE J2064.

Part No.	Description	Product No.	Standard Pack						
85664	6AC134A X25FT	3353-0901	1	5/16	0.75	500	2000	2.00	24
70624	6AC134A XREEL	3353-0903	340	5/16	0.75	500	2000	2.00	24
85665	8AC134A X25FT	3353-0906	1	13/32	0.91	500	2000	3.00	24
70625	8AC134A XREEL	3353-0908	235	13/32	0.91	500	2000	3.00	24
70626	10AC134A XREEL	3353-0913	210	1/2	1.00	500	2000	4.00	24
70627	12AC134A XREEL	3353-0918	175	5/8	1.13	500	2000	5.00	24
85666	10AC134A X25FT	3353-0911	1	1/2	1.00	500	2000	4.00	24
85667	12AC134A X25FT	3353-0916	1	5/8	1.13	500	2000	5.00	24

POLARSEAL™ II AIR CONDITIONING ACC-PSII HOSE

FLEET



RECOMMENDED FOR	PolarSeal™ II Hose is recommended for most refrigerant blends and compressor lubricants in automotive and heavy-duty truck air conditioning systems where significant reduction in permeation and moisture ingression is desired. Low permeation hose construction is used by more OEMs around the globe than any other refrigerant hose construction. Gates PolarSeal II derives its performance from a proprietary polyamide barrier and exceptional compounding, making it compatible with R134a, R12, and R1234yf refrigerant.
TUBE	Black; Synthetic Elastomeric Rubber; Nylon Liner. See **Characteristics of Hose Material Types**.
REINFORCEMENT	Single–braid polyester.
COVER	Black; Synthetic Elastomeric Rubber; Heat, Moisture, Ozone Resistant. See **Characteristics of Hose Material Types**.
TEMPERATURE RANGE	-40°F to +275°F (-40°C to +135°C). For water emulsions, see **Maximum Temperature Limits for Water, Water/Oil Emulsions and Water/Glycol Solutions**.
BARRIER	Nylon liner.
COUPLING RECOMMENDATION	**PolarSeal™ II Couplings (ACB)** (G47) Section P **PolarSeal™ II Couplings (ACC)** (G46) Section P Couplings with band clamp. (See www.gates.com/ecrimp for additional configurations.)
CERTIFICATIONS	SAE: J3062 Type C Class I Air conditioning refrigerant hose is manufactured in accordance with SAE J3062, while air conditioning hose assemblies both hose and coupling meet SAE J2064.

Part No.	Description	Product No.	Standard Pack					
85384	6ACC-PS II X50FT	3353-5007	1	5/16	0.62	350	1400	1.50
71090	6ACC-PS II XREEL	3353-5006	500	5/16	0.62	350	1400	1.50
85385	8ACC-PS II X50FT	3353-5009	1	13/32	0.74	350	1400	2.00
71091	8ACC-PS II XREEL	3353-5008	500	13/32	0.74	350	1400	2.00
85386	10ACC-PS II X50FT	3353-5011	1	1/2	0.83	350	1400	2.50
71092	10ACC-PS II XREEL	3353-5010	300	1/2	0.83	350	1400	2.50
85387	12ACC-PS II X50FT	3353-5013	—	5/8	0.96	350	1400	3.00
71093	12ACC-PS II XREEL	3353-5012	250	5/8	0.96	350	1400	3.00

HOSE/CPLG. SELECTION
EQUIPMENT
HOSE SPECIFICATION
GLOBALSPIRAL COUPLINGS
STAINLESS STEEL SPIRAL COUPLINGS
MEGACRIMP COUPLINGS
STAINLESS STEEL BRAID COUPLINGS
POWER CRIMP COUPLINGS
FIELD ATTACHABLE - TYPE T COUPLINGS
FIELD ATTACHABLE - C5 COUPLINGS
FIELD ATTACHABLE - LOCK-ON COUPLINGS
C14 COUPLINGS & ASSEMBLIES
GLP & GL COUPLINGS
GLX COUPLINGS
PCTS THERMOPLASTIC COUPLINGS
POLARSEAL COUPLINGS (ACA, ACB, ACC)
POWER STEERING CPLGS. & TOC ASSEMBLIES
ADAPTERS
QUICK DISCONNECT COUPLERS
BALL VALVES
LIVE SWIVELS
ACCESSORIES
AIR BRAKE CPLGS. & ASSEMBLIES
KITS
BRASS

HOSE/CPLG. SELECTION
EQUIPMENT
HOSE SPECIFICATION
GLOBALSPIRAL COUPLINGS
STAINLESS STEEL SPIRAL COUPLINGS
MEGACRIMP COUPLINGS
STAINLESS STEEL BRAID COUPLINGS
POWER CRIMP COUPLINGS
FIELD ATTACHABLE - TYPE T COUPLINGS
FIELD ATTACHABLE - C5 COUPLINGS
FIELD ATTACHABLE - LOCK-ON COUPLINGS
C14 COUPLINGS & ASSEMBLIES
GLP & GL COUPLINGS
GLX COUPLINGS
PCTS THERMOPLASTIC COUPLINGS
POLARSEAL COUPLINGS (ACA, ACB, ACC)
POWER STEERING CPLGS. & TOC ASSEMBLIES
ADAPTERS
QUICK DISCONNECT COUPLERS
BALL VALVES
LIVE SWIVELS
ACCESSORIES
AIR BRAKE CPLGS. & ASSEMBLIES
KITS
BRASS

PS188 POWER STEERING HOSE

FLEET





RECOMMENDED FOR	Gates PS188 Power Steering Hose is recommended for power steering pressure lines.
TUBE	Black; CSM - Type M; High Temperature, Power Steering Fluid Resistant. See **Characteristics of Hose Material Types**.
REINFORCEMENT	Two high strength nylon braids that resist high temperatures and allow for expansion for system noise dampening.
COVER	Black; CSM. See **Characteristics of Hose Material Types**.
TEMPERATURE RANGE	-40°F to +300°F (-40°C to +149°C). For water emulsions, see **Maximum Temperature Limits for Water, Water/Oil Emulsions and Water/Glycol Solutions**.
COUPLING RECOMMENDATION	Permanent **Power Steering Couplings** (G50) Section Q (See www.gates.com/ecrimp for additional configurations.)
CERTIFICATIONS	SAE: J2050 Meet requirements of SAE J2050 specifications.

Part No.	Description	Product No.	Standard Pack					
86049	6PS188 X25FT	3317-0107	1	3/8	0.71	1500	6000	3.25
86050	6PS188 X50FT	3317-0108	1	3/8	0.71	1500	6000	3.25

J2AT 2-WIRE BRAID JACK HOSE - 10,000 STATIC PRESSURE ONLY

SPECIALTY





RECOMMENDED FOR	J2AT hose is recommended for hydraulic jack applications. Meets Material Handling Institute specification IJ 100 for hydraulic hose and assemblies used with jacking systems. Up to 10,000 psi static pressure only.
TUBE	Black; Nitrile - Type C; Oil Resistant. See **Characteristics of Hose Material Types**.
REINFORCEMENT	Two braids of high–tensile steel wire.
COVER	Black; Nitrile/PVC - Type C2; Abrasion, Flame, Oil Resistant. See **Characteristics of Hose Material Types**.
TEMPERATURE RANGE	-40°F to +120°F (-40°C to +49°C). For water emulsions, see **Maximum Temperature Limits for Water, Water/Oil Emulsions and Water/Glycol Solutions**.
COUPLING RECOMMENDATION	**GlobalSpiral™ Couplings** (G20) Section D **MegaCrimp™ Couplings** (G25) 4G-4MP, 4G-4MPLN, 4G-6MP, 4G-6MPLN, 6G-6MP, 6G-6MPLN, 6G-4MP and 6G-4MPLN Male Pipe and Male Pipe Long Nose couplings Section F (See www.gates.com/ecrimp for additional configurations.)
CERTIFICATIONS	Material Handling Institute IJ100, hose/assemblies Meets Material Handling Institute specification IJ 100 for hydraulic hose and assemblies used with jacking systems.

Meets Flame Resistance Acceptance Designation "MSHA 2G".

Part No.	Description	Product No.	Standard Pack					
85650	4J2AT X50FT	4657-4880	1	1/4	0.59	10000	20000	2.00
70800	4J2AT XREEL	4657-1400	350	1/4	0.59	10000	20000	2.00
85651	6J2AT X50FT	4657-4881	1	3/8	0.74	10000	20000	2.50

J2AT 2-WIRE BRAID JACK HOSE - 10,000 STATIC PRESSURE ONLY - CONTINUED

SPECIALTY - CONTINUED

Part No.	Description	Product No.	Standard Pack	⊖	◯			R
70801	6J2AT XREEL	4657-1404	330	3/8	0.74	10000	20000	2.50

HOT OILER 2-WIRE BRAID HYDRAULIC HOSE

SPECIALTY

RECOMMENDED FOR	Recommended for static pressure, hot oiler applications.
TUBE	Black; Nitrile - Type C; Oil Resistant. See **Characteristics of Hose Material Types**.
REINFORCEMENT	2-braid, wire
COVER	Black; CSM - Type A; Abrasion, Oil Resistant. See **Characteristics of Hose Material Types**.
TEMPERATURE RANGE	-40°F to +300°F (-40°C to +149°C). For water emulsions, see **Maximum Temperature Limits for Water, Water/Oil Emulsions and Water/Glycol Solutions**.
COUPLING RECOMMENDATION	GlobalSpiral™ Plus Couplings (G22) Section D (See www.gates.com/ecrimp for additional configurations.)





Meets Flame Resistance Acceptance Designation "MSHA 2G".

Part No.	Description	Product No.	Standard Pack	⊖	◯			R
80066	24HO X100FT	4657-9429	100	1 1/2	2.15	2300	6900	20.00

HOSE/CPLG. SELECTION
EQUIPMENT
HOSE SPECIFICATION
GLOBALSPIRAL COUPLINGS
STAINLESS STEEL SPIRAL COUPLINGS
MEGACRIMP COUPLINGS
STAINLESS STEEL BRAID COUPLINGS
POWER CRIMP COUPLINGS
FIELD ATTACHABLE - TYPE T COUPLINGS
FIELD ATTACHABLE - C5 COUPLINGS
FIELD ATTACHABLE - LOCK-ON COUPLINGS
C14 COUPLINGS & ASSEMBLIES
GLP & GL COUPLINGS
GLX COUPLINGS
PCTS THERMOPLASTIC COUPLINGS
POLARSEAL COUPLINGS (ACA, ACB, ACC)
POWER STEERING CPLGS. & TOC ASSEMBLIES
ADAPTERS
QUICK DISCONNECT COUPLERS
BALL VALVES
LIVE SWIVELS
ACCESSORIES
AIR BRAKE CPLGS. & ASSEMBLIES
KITS
BRASS

RED FIRE SUPPRESSANT HOSE

SPECIALTY

RECOMMENDED FOR	RFS hose is recommended for low-pressure powder fire suppressant applications in mining, forestry and fire fighting equipment.
TUBE	Black; Nitrile - Type C; Oil Resistant. See **Characteristics of Hose Material Types**.
REINFORCEMENT	One braid of high–tensile steel wire.
COVER	Red; Modified Nitrile - Type C2; Abrasion, Flame, Oil Resistant. See **Characteristics of Hose Material Types**.
TEMPERATURE RANGE	-40°F to +212°F (-40°C to +100°C). For water emulsions, see **Maximum Temperature Limits for Water, Water/Oil Emulsions and Water/Glycol Solutions**.
COUPLING RECOMMENDATION	**MegaCrimp™ Couplings** (G25) Section F **Power Crimp™ Couplings** (–3) Section H (See www.gates.com/ecrimp for additional configurations.)
CERTIFICATIONS	SAE: 100R1 Meets performance requirements of SAE 100R1.





Meets Flame Resistance Acceptance Designation "MSHA 2G".

Part No.	Description	Product No.	Standard Pack					
H24100-03F	3RFS XREEL	4657-2145	440	3/16	0.45	3000	12000	3.00
H24100-04F	4RFS XREEL	4657-3314	440	1/4	0.53	2750	11000	4.00
H24100-06F	6RFS XREEL	4657-3313	300	3/8	0.68	2250	9000	5.00
H24100-08F	8RFS XREEL	4657-3315	330	1/2	0.80	2000	8000	7.00
H24100-12F	12RFS XREEL	4657-3316	300	3/4	1.09	1250	5000	9.50
H24100-16F	16RFS XREEL	4657-2155	165	1	1.41	1000	4000	12.00

PLANT MASTER™ HOSE

INDUSTRIAL HOSE - AIR AND MULTI-PURPOSE

RECOMMENDED FOR	Air and water applications requiring maximum flexibility in any industry, including mining, construction, agriculture, vehicle repair and in–plant operations. Suitable for light agricultural spraying, such as dilute solutions of herbicides.
TUBE	Black; EPDM - Type P; Limited Oil Resistance. See **Characteristics of Hose Material Types**.
REINFORCEMENT	Synthetic, high tensile textile cord.
COVER	Black; EPDM - Type P; Heat, Oil, Ozone Resistant. See **Characteristics of Hose Material Types**.
TEMPERATURE RANGE	-40°F to +200°F (-40°C to +93°C). For water emulsions, see **Maximum Temperature Limits for Water, Water/Oil Emulsions and Water/Glycol Solutions**.
COUPLING RECOMMENDATION	**GLX™ Couplings** (G44) Section N **Stainless Steel Braid Couplings** (G17) Section G (See www.gates.com/ecrimp for additional configurations.)
CERTIFICATIONS	Cover meets ARPM Class C; Tube meets ARPM Class C



Part No.	Description	Product No.	Standard Pack						
4PM1000	1/4X500 PLANT 200 BLACK	3204-1401	500	1/4	0.50	200	600	3.00	30
4PM1001	1/4X500 PLANT 200 RED UPS SHIP	3204-1373	500	1/4	0.50	200	600	3.00	30
4PM1003	1/4X500 PLANT 200 RED	3204-1301	500	1/4	0.50	200	600	3.00	30
4PM1011	1/4X500 CL PLANT 200 BLACK	3204-4402	500	1/4	0.50	200	600	3.00	30
4PM1012	1/4X500 CL PLANT 200 RED	3204-5301	500	1/4	0.50	200	600	3.00	30
5PM1001	5/16X500 PLANT 200 RED	3204-1316	500	5/16	0.53	200	600	3.00	30
6PM1002	3/8X500 PLANT 200 BLACK	3204-1407	500	3/8	0.66	200	600	3.00	30
6PM1003	3/8X50 PLANT 200 RED	3204-5315	1600	3/8	0.66	200	600	3.00	30
6PM1004	3/8X500 PLANT 200 RED	3204-1319	500	3/8	0.66	200	600	3.00	30
6PM1005	3/8X500 PLANT 200 BLACK UPS	3204-1408	500	3/8	0.66	200	600	3.00	30
6PM1006	3/8X400 PLANT 200 RED UPS SHIP	3204-1375	400	3/8	0.66	200	600	3.00	30
6PM1011	3/8X500 CL PLANT 200 BLACK	3204-4407	500	3/8	0.66	200	600	3.00	30
6PM1012	3/8X500 CL PLANT 200 RED	3204-5319	500	3/8	0.66	200	600	3.00	30
8PM1001	1/2X500 PLANT 200 BLACK	3204-1413	500	1/2	0.81	200	600	5.00	25
8PM1002	1/2X500 PLANT 200 RED	3204-1328	500	1/2	0.81	200	600	5.00	25
8PM1003	1/2X250 PLANT 200 BLACK UPS	3204-1414	250	1/2	0.81	200	600	5.00	25
8PM1004	1/2X250 PLANT 200 RED UPS SHIP	3204-1377	250	1/2	0.81	200	600	5.00	25
8PM1011	1/2X500 CL PLANT 200 BLACK	3204-4413	500	1/2	0.81	200	600	5.00	25
8PM1012	1/2X500 CL PLANT 200 RED	3204-5328	500	1/2	0.81	200	600	5.00	25
10PM1000	5/8X250 PLANT 200 RED UPS SHIP	3204-1379	250	5/8	0.97	200	600	6.00	20
10PM1001	5/8X500 PLANT 200 BLACK	3204-1419	500	5/8	0.97	200	600	6.00	20
10PM1003	5/8X500 PLANT 200 RED	3204-1337	500	5/8	0.97	200	600	6.00	20
12PM1009	3/4X50 PLANT 200 BLACK	3204-0729	1000	3/4	1.11	200	600	6.00	15
12PM1011	3/4X500 CL PLANT 200 BLACK	3204-4422	500	3/4	1.11	200	600	6.00	15

Parts Continued On Next Page

HOSE/CPLG. SELECTION
EQUIPMENT
HOSE SPECIFICATION
GLOBALSPIRAL COUPLINGS
STAINLESS STEEL SPIRAL COUPLINGS
MEGACRIMP COUPLINGS
STAINLESS STEEL BRAID COUPLINGS
POWER CRIMP COUPLINGS
FIELD ATTACHABLE - TYPE T COUPLINGS
FIELD ATTACHABLE - C5 COUPLINGS
FIELD ATTACHABLE - LOCK-ON COUPLINGS
C14 COUPLINGS & ASSEMBLIES
GLP & GL COUPLINGS
GLX COUPLINGS
PCTS THERMOPLASTIC COUPLINGS
POLARSEAL COUPLINGS (ACA, ACB, ACC)
POWER STEERING CPLGS. & TOC ASSEMBLIES
ADAPTERS
QUICK DISCONNECT COUPLERS
BALL VALVES
LIVE SWIVELS
ACCESSORIES
AIR BRAKE CPLGS. & ASSEMBLIES
KITS
BRASS

PLANT MASTER™ HOSE - CONTINUED

INDUSTRIAL HOSE - AIR AND MULTI-PURPOSE - CONTINUED

Part No.	Description	Product No.	Standard Pack						
12PM1012	3/4X500 CL PLANT 200 RED	3204-5346	500	3/4	1.11	200	600	6.00	15
12PM10010	3/4X500 PLANT 200 BLACK	3204-1422	500	3/4	1.11	200	600	6.00	15
12PM10011	3/4X600 PLANT 200 BLACK	3204-5682	600	3/4	1.11	200	600	6.00	15
12PM10012	3/4X50 PLANT 200 RED	3204-1636	200	3/4	1.11	200	600	6.00	15
12PM10013	3/4X100 PLANT 200 RED	3204-1637	100	3/4	1.11	200	600	6.00	15
12PM10014	3/4X300 PLANT 200 RED	3204-1966	300	3/4	1.11	200	600	6.00	15
12PM10015	3/4X500 PLANT 200 RED	3204-1346	500	3/4	1.11	200	600	6.00	15
12PM10016	3/4X200 PLANT 200 RED UPS SHIP	3204-1381	200	3/4	1.11	200	600	6.00	15
16PM1001	1X400 PLANT 150 BLACK	3204-1428	400	1	1.40	150	450	8.00	10
16PM1002	1X400 PLANT 200 BLACK	3204-1431	400	1	1.40	200	600	8.00	10
16PM1003	1X400 PLANT 150 RED	3204-1358	400	1	1.39	150	450	8.00	10
16PM1004	1X400 PLANT 200 RED	3204-1361	400	1	1.39	200	600	8.00	10
16PM1005	1X125 PLANT 200 BLACK UPS SHIP	3204-1432	125	1	1.40	200	600	8.00	10
16PM1006	1X125 PLANT 200 RED UPS SHIP	3204-1383	125	1	1.40	200	600	8.00	10
10PM1010	5/8X500 CL PLANT 200 RED	3204-5337	500	5/8	0.97	200	600	6.00	20
16PM1011	1X400 CL PLANT 200 BLACK	3204-1232	400	1	1.40	200	600	8.00	10
16PM1012	1X400 CL PLANT 150 RED	3204-1200	400	1	1.39	150	450	8.00	10
16PM1013	1X400 CL PLANT 200 RED	3204-1656	400	1	1.40	200	600	8.00	10

PLANT MASTER™ 250 HOSE

INDUSTRIAL HOSE - AIR AND MULTI-PURPOSE

RECOMMENDED FOR	Air and water applications requiring maximum flexibility in any industry, including mining, construction, agriculture, vehicle repair and in–plant operations. Suitable for light agricultural spraying, such as dilute solutions of herbicides.
TUBE	Black; EPDM - Type P; Limited Oil Resistance. See **Characteristics of Hose Material Types**.
REINFORCEMENT	Synthetic textile
COVER	Red; EPDM - Type P; Heat, Oil, Ozone Resistant. See **Characteristics of Hose Material Types**.
TEMPERATURE RANGE	-40°F to +200°F (-40°C to +93°C). For water emulsions, see **Maximum Temperature Limits for Water, Water/Oil Emulsions and Water/Glycol Solutions**.
COUPLING RECOMMENDATION	**GL Couplings** (G43) Section M **GLX™ Couplings** (G44) Section N (See www.gates.com/ecrimp for additional configurations.)
CERTIFICATIONS	Cover meets ARPM Class C; Tube meets ARPM Class C





Part No.	Description	Product No.	Standard Pack						
4PM1103	1/4X100 BULK PLANT 250 RED	3204-1731	500	1/4	0.50	250	750	3.00	30
4PM1104	1/4X500 PLANT 250 RED	3204-1304	500	1/4	0.50	250	750	3.00	30
4PM1110	1/4X500 CL PLANT 250 RED	3204-5304	500	1/4	0.50	250	750	3.00	30
6PM1100	3/8X50 PLANT 250 BLACK	3204-1721	1	3/8	0.66	250	750	3.00	30
6PM1101	3/8X500 PLANT 250 BLACK	3204-1410	500	3/8	0.66	250	750	3.00	30
6PM1102	3/8X500 PLANT 250 BLUE	3204-1497	500	3/8	0.66	250	750	3.00	30
6PM1104	3/8X500 PLANT 250 RED	3204-1322	500	3/8	0.66	250	750	3.00	30
6PM1110	3/8X50 PLANT 250 RED ASSY BULK*	3204-1900	1	3/8	0.66	250	750	3.00	30
6PM1111	3/8X500 CL PLANT 250 BLACK	3204-4431	500	3/8	0.66	250	750	3.00	30
6PM1112	3/8X500 CL PLANT 250 RED	3204-5321	500	3/8	0.66	250	750	3.00	30
6PM1130	3/8X50 PLANT 250 RED ASSY*	3204-1720	1	3/8	0.66	250	750	3.00	30
8PM1100	1/2X500 PLANT 250 BLACK	3204-1416	500	1/2	0.81	250	750	5.00	25
8PM1101	1/2X500 PLANT 250 BLUE	3204-1498	500	1/2	0.81	250	750	5.00	25
8PM1102	1/2X50 PLANT 250 RED	3204-1230	2100	1/2	0.81	250	750	5.00	25
8PM1103	1/2X500 PLANT 250 RED	3204-1331	500	1/2	0.81	250	750	5.00	25
8PM1104	1/2X500 PLANT 250 YELLOW	3204-1528	500	1/2	0.81	250	750	5.00	25
8PM1110	1/2X500 CL PLANT 250 BLACK	3204-4432	500	1/2	0.81	250	750	5.00	25
10PM1101	5/8X500 PLANT 250 RED	3204-1340	500	5/8	0.97	250	750	6.00	20
12PM1100	3/4X200 PLANT 250 BLACK UPS	3204-1427	200	3/4	1.15	250	750	6.00	20
12PM1101	3/4X50 PLANT 250 BLACK	3204-5820	200	3/4	1.15	250	750	6.00	20
12PM1102	3/4X500 PLANT 250 BLACK	3204-1425	500	3/4	1.15	250	750	6.00	20
12PM1103	3/4X500 PLANT 250 BLUE	3204-1500	500	3/4	1.15	250	750	6.00	20
12PM1104	3/4X500 PLANT 250 GREEN	3204-1520	500	3/4	1.15	250	750	6.00	20
12PM1105	3/4X50 PLANT 250 RED	3204-5420	200	3/4	1.15	250	750	6.00	20
12PM1106	3/4X500 PLANT 250 RED	3204-1349	500	3/4	1.11	250	750	6.00	20

**Assembly termination ends are 1/4" Male NPT.*

Parts Continued On Next Page

PLANT MASTER™ 250 HOSE - CONTINUED

INDUSTRIAL HOSE - AIR AND MULTI-PURPOSE - CONTINUED

Part No.	Description	Product No.	Standard Pack						
12PM1107	3/4X500 PLANT 250 YELLOW	3204-1530	500	3/4	1.15	250	750	6.00	20
12PM1110	3/4X500 CL PLANT 250 RED	3204-5349	500	3/4	1.11	250	750	6.00	20
16PM1100	1X400 PLANT 250 YELLOW	3204-1532	400	1	1.47	250	750	8.00	10
20PM1100	1-1/4X200 PLANT 250 BLACK	3204-1434	200	1 1/4	1.73	250	750	10.00	10
24PM1100	1-1/2X200 PLANT 250 BLACK	3204-1437	200	1 1/2	1.98	250	750	12.00	10
24PM1101	1-1/2X250 PLANT 250 BLACK	3204-1466	200	1 1/2	1.98	250	750	12.00	10
24PM1102	1-1/2X100 PLANT 250 BLACK	3204-1270	100	1 1/2	1.97	250	750	12.00	10
133PM1100	1.33X300 PLANT 250 BLACK	3204-0946	300	1 21/64	1.57	250	750	10.00	10

PLANT MASTER™ 300 HOSE

INDUSTRIAL HOSE - AIR AND MULTI-PURPOSE

RECOMMENDED FOR	Air and water applications requiring maximum flexibility in any industry, including mining, construction, agriculture, vehicle repair and in–plant operations. Suitable for light agricultural spraying, such as dilute solutions of herbicides.
TUBE	Black; EPDM - Type P; Limited Oil Resistance. See **Characteristics of Hose Material Types**.
REINFORCEMENT	Synthetic, high tensile textile cord.
COVER	Red; EPDM - Type P; Heat, Oil, Ozone Resistant. See **Characteristics of Hose Material Types**.
TEMPERATURE RANGE	-40°F to +200°F (-40°C to +93°C). For water emulsions, see **Maximum Temperature Limits for Water, Water/Oil Emulsions and Water/Glycol Solutions**.
COUPLING RECOMMENDATION	**GLX™ Couplings** (G44) Section N (See www.gates.com/ecrimp for additional configurations.)
CERTIFICATIONS	Cover meets ARPM Class C; Tube meets ARPM Class C



Part No.	Description	Product No.	Standard Pack						
4PM1500	1/4X500 PLANT 300 RED	3204-1307	500	1/4	0.53	300	900	3.00	30
4PM1510	1/4X500 CL PLANT 300 RED	3204-5307	500	1/4	0.53	300	900	3.00	30
6PM1502	3/8X50 PLANT 300 RED	3204-1231	2100	3/8	0.67	300	900	3.00	30
6PM1503	3/8X500 PLANT 300 RED	3204-1325	500	3/8	0.67	300	900	3.00	30
6PM1510	3/8X500 CL PLANT 300 RED	3204-5326	500	3/8	0.67	300	900	3.00	30
8PM1500	1/2X500 PLANT 300 BLUE	3204-1503	500	1/2	0.83	300	900	5.00	25
8PM1501	1/2X500 PLANT 300 RED	3204-1334	500	1/2	0.83	300	900	5.00	25
8PM1502	1/2X500 PLANT 300 YELLOW	3204-1523	500	1/2	0.83	300	900	5.00	25
8PM1510	1/2X500 CL PLANT 300 RED	3204-5334	500	1/2	0.83	300	900	5.00	25

Parts Continued On Next Page

PLANT MASTER™ 300 HOSE - CONTINUED

INDUSTRIAL HOSE - AIR AND MULTI-PURPOSE - CONTINUED

Part No.	Description	Product No.	Standard Pack						
12PM1500	3/4X500 PLANT 300 BLACK	3204-5661	500	3/4	1.15	300	900	6.00	15
12PM1501	3/4X50 PLANT 300 BLUE	3204-0560	200	3/4	1.15	300	900	6.00	15
12PM1502	3/4X500 PLANT 300 BLUE	3204-1505	500	3/4	1.15	300	900	6.00	15
12PM1503	3/4X50 PLANT 300 GREEN	3204-0506	200	3/4	1.15	300	900	6.00	15
12PM1504	3/4X500 PLANT 300 GREEN	3204-1515	500	3/4	1.15	300	900	6.00	15
12PM1505	3/4X50 PLANT 300 RED	3204-5675	200	3/4	1.15	300	900	6.00	15
12PM1506	3/4X500 PLANT 300 RED	3204-1355	500	3/4	1.15	300	900	6.00	15
12PM1507	3/4X50 PLANT 300 YELLOW	3204-0558	200	3/4	1.15	300	900	6.00	15
12PM1508	3/4X500 PLANT 300 YELLOW	3204-1525	500	3/4	1.15	300	900	6.00	15
12PM1519	3/4X500 CL PLANT 300 RED	3204-5355	500	3/4	1.15	300	900	6.00	15
16PM1500	1X50 PLANT 300 RED	3204-0681	700	1	1.47	300	900	8.00	10
16PM1501	1X300 PLANT 300 RED	3204-5662	300	1	1.47	300	900	8.00	10
16PM1502	1X400 PLANT 300 RED	3204-1364	400	1	1.47	300	900	8.00	10
16PM1503	1X400 PLANT 300 BLACK	3204-1718	400	1	1.48	300	900	8.00	10
16PM1504	1X500 PLANT 300 RED	3204-1650	500	1	1.47	300	900	8.00	10
16PM1510	1X400 CL PLANT 300 RED	3204-0901	400	1	1.47	300	900	8.00	10

PLANT MASTER™ 300 NC HOSE

INDUSTRIAL HOSE - AIR AND MULTI-PURPOSE

RECOMMENDED FOR	Medium–duty air and water applications where a hose with high electrical resistance is needed.
TUBE	Green; EPDM - Type P; Limited Oil Resistance. See **Characteristics of Hose Material Types**.
REINFORCEMENT	Synthetic textile
COVER	Red; EPDM - Type P; Limited Oil Resistance. See **Characteristics of Hose Material Types**.
TEMPERATURE RANGE	-20°F to +150°F (-29°C to +66°C). For water emulsions, see **Maximum Temperature Limits for Water, Water/Oil Emulsions and Water/Glycol Solutions**.
COUPLING RECOMMENDATION	**GLX™ Couplings** (G44) Section N (See www.gates.com/ecrimp for additional configurations.)
CERTIFICATIONS	Cover meets ARPM Class C; Tube meets ARPM Class C





Part No.	Description	Product No.	Standard Pack						
6PM1600	3/8X500 PLANT 300 NC	3237-0704	500	3/8	0.75	300	1200	3.00	30
8PM1600	1/2X500 PLANT 300 NC	3237-0705	500	1/2	0.88	300	1200	5.00	25
12PM1600	3/4X500 PLANT 300 NC	3237-0706	500	3/4	1.16	300	1200	6.00	20

HOSE/CPLG. SELECTION
EQUIPMENT
HOSE SPECIFICATION
GLOBALSPIRAL COUPLINGS
STAINLESS STEEL SPIRAL COUPLINGS
MEGACRIMP COUPLINGS
STAINLESS STEEL BRAID COUPLINGS
POWER CRIMP COUPLINGS
FIELD ATTACHABLE - TYPE T COUPLINGS
FIELD ATTACHABLE - C5 COUPLINGS
FIELD ATTACHABLE - LOCK-ON COUPLINGS
C14 COUPLINGS & ASSEMBLIES
GLP & GL COUPLINGS
GLX COUPLINGS
PCTS THERMOPLASTIC COUPLINGS
POLARSEAL COUPLINGS (ACA, ACB, ACC)
POWER STEERING CPLGS. & TOC ASSEMBLIES
ADAPTERS
QUICK DISCONNECT COUPLERS
BALL VALVES
LIVE SWIVELS
ACCESSORIES
AIR BRAKE CPLGS. & ASSEMBLIES
KITS
BRASS

PLANT MASTER™ PLUS HOSE

INDUSTRIAL HOSE - AIR AND MULTI-PURPOSE



RECOMMENDED FOR	Applications requiring maximum flexibility and good resistance to air, water and heat. For SAE oils intermittent contact only.
TUBE	Black; Specially compounded elastomer - Type B1; Medium Oil Resistance. See **Characteristics of Hose Material Types**.
REINFORCEMENT	Synthetic, high tensile textile cord.
COVER	Red; EPDM - Type P; Limited Oil Resistance. See **Characteristics of Hose Material Types**.
TEMPERATURE RANGE	-40°F to +200°F (-40°C to +93°C). For water emulsions, see **Maximum Temperature Limits for Water, Water/Oil Emulsions and Water/Glycol Solutions**.
COUPLING RECOMMENDATION	**GL Couplings** (G43) Section M **GLX™ Couplings** (G44) Section N (See www.gates.com/ecrimp for additional configurations.)
CERTIFICATIONS	Cover meets ARPM Class C; Tube meets ARPM Class B

Part No.	Description	Product No.	Standard Pack						
4PM4001	1/4X500 PLANT+ 250	3200-0002	500	1/4	0.50	250	750	2.00	30
4PM4010	1/4X500 CL PLANT+ 250	3200-0202	500	1/4	0.50	250	750	2.00	30
4PM4100	1/4X500 PLANT+ 300	3200-0003	500	1/4	0.57	300	900	2.00	30
6PM4000	3/8X500RL PLANT+ 250 BLACK	3200-1270	600	3/8	0.66	250	750	3.00	30
6PM4001	3/8X500 PLANT+ 250	3200-0006	500	3/8	0.66	250	750	3.00	30
6PM4010	3/8X500 CL PLANT+ 250	3200-0206	500	3/8	0.66	250	750	3.00	30
6PM4100	3/8X500 PLANT+ 300	3200-0007	500	3/8	0.73	300	900	3.00	30
6PM4110	3/8X500 CL PLANT+ 300	3200-0207	500	3/8	0.73	300	900	3.00	30
8PM4001	1/2X500 PLANT+ 250 BLK	3200-0008	500	1/2	0.81	250	750	4.00	25
8PM4010	1/2X500 CL PLANT+ 250	3200-0208	500	1/2	0.81	250	750	4.00	25
8PM4101	1/2X500 PLANT+ 300	3200-0009	500	1/2	0.84	300	900	4.00	25
8PM4110	1/2X500 CL PLANT+ 300	3200-0209	500	1/2	0.84	300	900	4.00	25
10PM4000	5/8X500 PLANT+ 250	3200-0010	500	5/8	0.98	250	750	5.00	20
10PM4100	5/8X500 PLANT+ 300	3200-0011	500	5/8	0.98	300	900	5.00	20
12PM4000	3/4X50 PLANT+ 250	3200-5012	200	3/4	1.15	250	750	5.00	20
12PM4001	3/4X500 PLANT+ 250	3200-0012	500	3/4	1.15	250	750	5.00	20
12PM4010	3/4X500 CL PLANT+ 250	3200-0212	500	3/4	1.15	250	750	5.00	20
12PM4100	3/4X500 PLANT+ 300	3200-0013	500	3/4	1.15	300	900	5.00	20
12PM4110	3/4X500 CL PLANT+ 300	3200-0213	500	3/4	1.15	300	900	5.00	20
16PM4000	1X400 PLANT+ 250	3200-0014	400	1	1.47	250	750	8.00	10
20PM4000	1-1/4X200 PLANT+ 250	3200-0015	200	1 1/4	1.73	250	750	10.00	10
22PM4000	1-3/8XRL PLANT+ 250	3200-0237	250	1 3/8	1.88	250	750	11.00	10
24PM4000	1-1/2X50 PLANT+ 250 RED	3200-5016	50	1 1/2	1.98	250	750	12.00	10
24PM4001	1-1/2X100 PLANT+ 250 RED	3200-0350	200	1 1/2	1.98	250	750	12.00	10
24PM4002	1-1/2X200 PLANT+ 250	3200-0016	200	1 1/2	1.98	250	750	12.00	10
24PM4003	1-1/2X200 PLANT+ 250 RED	3200-5657	200	1 1/2	1.98	250	750	12.00	10
24PM4104	1-1/2X200 PLANT+ 300 WHITE	3200-0312	250	1 1/2	1.98	250	750	12.00	10
32PM4000	2X100 PLANT+ 200	3206-3968	100	2	2.56	200	600	16.50	4
32PM4001	2XCTN PLANT+ 200	3200-1279	100	2	2.56	200	600	16.50	4

PLANT MASTER™ PLUS 300 LOCK-ON HOSE

INDUSTRIAL HOSE - AIR AND MULTI-PURPOSE

RECOMMENDED FOR	Air, water, oils, antifreeze solutions and applications where Lock–On fittings are used.
TUBE	Black; Nitrile - Type C; High Oil Resistance. See **Characteristics of Hose Material Types**.
REINFORCEMENT	Synthetic textile
COVER	Black; Chloroprene - Type A; Medium Oil Resistance. See **Characteristics of Hose Material Types**.
TEMPERATURE RANGE	-20°F to +212°F (-29°C to +100°C). For water emulsions, see **Maximum Temperature Limits for Water, Water/Oil Emulsions and Water/Glycol Solutions**.
COUPLING RECOMMENDATION	**GLX™ Couplings** (G44) Section N (See www.gates.com/ecrimp for additional configurations.)
CERTIFICATIONS	Cover meets ARPM Class B; Tube meets ARPM Class A



Part No.	Description	Product No.	Standard Pack						
4PM4160	1/4X50 PLANT+ 300 LOCKON BLACK	3222-0171	400	1/4	0.54	300	1200	3.00	30
4PM4161	1/4X100 PLANT+ 300 LOCKON BLK	3222-0172	500	1/4	0.54	300	1200	3.00	30
4PM4162	1/4X500 PLANT+ 300 LOCKON BLK	3222-0183	500	1/4	0.54	300	1200	3.00	30
4PM4163	1/4X500 PLANT+ 300 LOCKON BLU	3222-0143	500	1/4	0.54	300	1200	3.00	30
6PM4161	3/8X50 PLANT+ 300 LOCKON BLACK	3222-0173	400	3/8	0.68	300	1200	3.00	30
6PM4163	3/8X500 PLANT+ 300 LOCKON BLK	3222-0184	500	3/8	0.68	300	1200	3.00	30
6PM4164	3/8X100 PLANT+ 300 LOCKON BLUE	3222-0300	300	3/8	0.68	300	1200	3.00	30
6PM4165	3/8X500 PLANT+ 300 LOCKON BLU	3222-0144	500	3/8	0.68	300	1200	3.00	30
6PM4166	3/8X500 PLANT+ 300 LOCKON GRY	3222-0284	500	3/8	0.68	300	1200	3.00	30
6PM4167	3/8X500 PLANT+ 300 LOCKON GRN	3222-0234	500	3/8	0.68	300	1200	3.00	30
6PM4169	3/8X500 PLANT+ 300 LOCKON RED	3222-0334	500	3/8	0.68	300	1200	3.00	30
8PM4160	1/2X500 PLANT+ 300 LOCKON BLK	3222-0185	500	1/2	0.81	300	1200	5.00	30
8PM4161	1/2X500 PLANT+ 300 LOCKON BLU	3222-0145	500	1/2	0.81	300	1200	5.00	30
8PM4162	1/2X500 PLANT+ 300 LOCKON GRY	3222-0285	500	1/2	0.81	300	1200	5.00	30
8PM4163	1/2X500 PLANT+ 300 LOCKON GRN	3222-0235	500	1/2	0.81	300	1200	5.00	30
8PM4164	1/2X500 PLANT+ 300 LOCKON RED	3222-0335	500	1/2	0.81	300	1200	5.00	30
8PM4165	1/2X500 PLANT+ 300 LOCKON YEL	3222-0085	500	1/2	0.81	300	1200	5.00	30

HOSE/CPLG. SELECTION
EQUIPMENT
HOSE SPECIFICATION
GLOBALSPIRAL COUPLINGS
STAINLESS STEEL SPIRAL COUPLINGS
MEGACRIMP COUPLINGS
STAINLESS STEEL BRAID COUPLINGS
POWER CRIMP COUPLINGS
FIELD ATTACHABLE - TYPE T COUPLINGS
FIELD ATTACHABLE - C5 COUPLINGS
FIELD ATTACHABLE - LOCK-ON COUPLINGS
C14 COUPLINGS & ASSEMBLIES
GLP & GL COUPLINGS
GLX COUPLINGS
PCTS THERMOPLASTIC COUPLINGS
POLARSEAL COUPLINGS (ACA, ACB, ACC)
POWER STEERING CPLGS. & TOC ASSEMBLIES
ADAPTERS
QUICK DISCONNECT COUPLERS
BALL VALVES
LIVE SWIVELS
ACCESSORIES
AIR BRAKE CPLGS. & ASSEMBLIES
KITS
BRASS

PLANT MASTER™ XTREME HOSE

INDUSTRIAL HOSE - AIR AND MULTI-PURPOSE





RECOMMENDED FOR	Applications requiring a premium grade spiral hose with excellent flexibility and maximum resistance to air, water, petroleum oils and lubricating oils (to +212°F).
TUBE	Black; Nitrile - Type C. See **Characteristics of Hose Material Types**.
REINFORCEMENT	Synthetic textile
COVER	Black; Modified Nitrile - Type C2; Oil, Ozone, Weather Resistant. See **Characteristics of Hose Material Types**.
TEMPERATURE RANGE	-40°F to +212°F (-40°C to +100°C). For water emulsions, see **Maximum Temperature Limits for Water, Water/Oil Emulsions and Water/Glycol Solutions**.
COUPLING RECOMMENDATION	**GLX™ Couplings** (G44) Section N **Power Crimp™ Couplings** (–3) Section H (See www.gates.com/ecrimp for additional configurations.)
CERTIFICATIONS	Cover meets ARPM Class B; Tube meets ARPM Class A

Part No.	Description	Product No.	Standard Pack						
4PM3000	1/4X600 PLANT XTREME 250	3205-0306	600	1/4	0.50	250	1000	2.00	30
4PM3001	1/4X500 PLANT XTREME 250	3205-0015	500	1/4	0.50	250	1000	2.00	30
4PM3010	1/4X500 CL PLANT XTREME 250	3205-0215	500	1/4	0.50	250	1000	2.00	30
4PM3100	1/4X500 PLANT XTREME 315	3205-0016	500	1/4	0.57	315	1260	2.00	30
6PM3000	3/8X500 PLANT XTREME 250	3205-0025	500	3/8	0.66	250	1000	3.00	30
6PM3010	3/8X500 CL PLANT XTREME 250	3205-0225	500	3/8	0.66	250	1000	3.00	30
6PM3100	3/8X50 PLANT XTREME 315	3205-0524	1600	3/8	0.73	315	1260	3.00	30
6PM3101	3/8X500 PLANT XTREME 315	3205-0026	500	3/8	0.73	315	1260	3.00	30
6PM3110	3/8X500 CL PLANT XTREME 315	3205-0226	500	3/8	0.73	315	1260	3.00	30
8PM3000	1/2X500 PLANT XTREME 250	3205-0030	500	1/2	0.85	250	1000	4.00	25
8PM3010	1/2X500 CL PLANT XTREME 250	3205-0230	500	1/2	0.85	250	1000	4.00	25
8PM3100	1/2X50 PLANT XTREME 315	3205-0535	2100	1/2	0.88	315	1260	4.00	25
8PM3101	1/2X500 PLANT XTREME 315	3205-0031	500	1/2	0.88	315	1260	4.00	25
8PM3110	1/2X500 CL PLANT XTREME 315	3205-0231	500	1/2	0.88	315	1260	4.00	25
10PM3000	5/8X500 PLANT XTREME 250	3205-0035	500	5/8	0.98	250	1000	5.00	20
10PM3010	5/8X500 CL PLANT XTREME 250	3205-0235	500	5/8	0.98	250	1000	5.00	20
10PM3100	5/8X500 PLANT XTREME 315	3205-0036	500	5/8	0.98	315	1260	5.00	20
10PM3110	5/8X500 CL PLANT XTREME 315	3205-0236	500	5/8	0.98	315	1260	5.00	20
12PM3000	3/4X600 PLANT XTREME 250	3205-2938	600	3/4	1.15	250	1000	5.00	30
12PM3001	3/4X50 PLANT XTREME 250	3205-5040	200	3/4	1.15	250	1000	5.00	20
12PM3002	3/4X500 PLANT XTREME 250	3205-0040	500	3/4	1.15	250	1000	5.00	20

Parts Continued On Next Page

PLANT MASTER™ XTREME HOSE - CONTINUED

INDUSTRIAL HOSE - AIR AND MULTI-PURPOSE - CONTINUED

Part No.	Description	Product No.	Standard Pack						
12PM3010	3/4X500 CL PLANT XTREME 250	3205-0240	500	3/4	1.15	250	1000	5.00	20
12PM3100	3/4X500 PLANT XTREME 315	3205-0041	500	3/4	1.19	315	1260	5.00	20
12PM3110	3/4X500 CL PLANT XTREME 315	3205-0241	500	3/4	1.19	315	1260	5.00	20
16PM3000	1X300 PLANT XTREME 250	3205-0047	300	1	1.47	250	1000	8.00	10
16PM3001	1X400 PLANT XTREME 250	3205-0046	400	1	1.47	250	1000	8.00	10
20PM3000	1-1/4X300 PLANT XTREME 250	3205-0049	300	1 1/4	1.75	250	1000	10.00	10
20PM3010	1-1/4X150 CL PLANT XTREME 250	3205-0509	150	1 1/4	1.75	250	1000	10.00	10
24PM3000	1-1/2X200 PLANT XTREME 250	3205-0055	200	1 1/2	2.00	250	1000	12.00	10

PLANT MASTER™ XTREME 300 AR HOSE

INDUSTRIAL HOSE - AIR AND MULTI-PURPOSE

RECOMMENDED FOR	Applications requiring a premium grade spiral hose with superior abrasion resistance, excellent flexibility and maximum resistance to air, water, petroleum oils and lubricating oils (to +212°F). Recommended for gasoline, kerosene, and fuel oil transfer only to +120°F.
TUBE	Black; Nitrile - Type C; High Oil Resistance. See **Characteristics of Hose Material Types**.
REINFORCEMENT	Synthetic, high tensile textile cord.
COVER	Black; Carboxylated Nitrile - Type C4; Oil, Ozone, Weather Resistant. See **Characteristics of Hose Material Types**.
TEMPERATURE RANGE	-40°F to +212°F (-40°C to +100°C). For water emulsions, see **Maximum Temperature Limits for Water, Water/Oil Emulsions and Water/Glycol Solutions**.
COUPLING RECOMMENDATION	**MegaCrimp™ Couplings** (G25) Section F (See www.gates.com/ecrimp for additional configurations.)
CERTIFICATIONS	Cover meets ARPM Class A; Tube meets ARPM Class A





Meets Flame Resistance Acceptance Designation "MSHA 2G".

Part No.	Description	Product No.	Standard Pack						
4PM3500	1/4XRL PLANT XTREM 300 AR BLK	3205-0503	500	1/4	0.53	300	1200	2.00	30
4PM3501	1/4X500 PLANT XTREM 300 AR RED	3205-0401	500	1/4	0.53	300	1200	2.00	30
4PM3510	1/4X500CL PLANT XTRM 300AR RED	3205-0406	500	1/4	0.53	300	1200	2.00	30
6PM3500	3/8XRL PLANT XTREM 300 AR BLK	3205-0504	500	3/8	0.70	300	1200	3.00	30
6PM3501	3/8X500 PLANT XTREM 300 AR RED	3205-0402	500	3/8	0.70	300	1200	3.00	30
6PM3510	3/8X500CL PLANT XTRM 300AR RED	3205-0407	500	3/8	0.70	300	1200	3.00	30

Parts Continued On Next Page

PLANT MASTER™ XTREME 300 AR HOSE - CONTINUED

INDUSTRIAL HOSE - AIR AND MULTI-PURPOSE - CONTINUED

Part No.	Description	Product No.	Standard Pack						
8PM3500	1/2XRL PLANT XTREM 300 AR BLK	3205-0505	500	1/2	0.84	300	1200	4.00	25
8PM3501	1/2X500 PLANT XTREM 300 AR RED	3205-0403	500	1/2	0.84	300	1200	4.00	25
8PM3510	1/2X500CL PLANT XTRM 300AR RED	3205-0408	500	1/2	0.84	300	1200	4.00	25
12PM3500	3/4X500 PLANT XTREM 300 AR RED	3205-0404	500	3/4	1.19	300	1200	5.00	20
12PM3501	3/4X600 PLANT XTRM 300AR RED	3205-0501	600	3/4	1.19	300	1200	5.00	20
12PM3510	3/4X500CL PLANT XTRM 300AR RED	3205-0409	500	3/4	1.19	300	1200	5.00	20
16PM3501	1X400 PLANT XTREME 300 AR RED	3205-0405	400	1	1.50	300	1200	8.00	10
16PM3500	1XRL PLANT XTREME 300 AR BLACK	3205-0507	400	1	1.50	300	1200	8.00	10

PLANT MASTER™ XTREME 300 LOCK-ON HOSE

INDUSTRIAL HOSE - AIR AND MULTI-PURPOSE





RECOMMENDED FOR	Petroleum–based hydraulic oils, water, glycol anti–freeze solutions, hot lubricating oils, and air.
TUBE	Black; Nitrile - Type C; High Oil Resistance. See **Characteristics of Hose Material Types**.
REINFORCEMENT	Braided, synthetic textile
COVER	Black; Modified Nitrile - Type C2; Medium Oil Resistance. See **Characteristics of Hose Material Types**.
TEMPERATURE RANGE	-40°F to +212°F (-40°C to +100°C). For water emulsions, see **Maximum Temperature Limits for Water, Water/Oil Emulsions and Water/Glycol Solutions**.
COUPLING RECOMMENDATION	**Field Attachable LOC Couplings** (G36) Section K **GLX™ Couplings** (G44) Section N Use clamp over G37 single bead and G38 barbed with clamp. (See www.gates.com/ecrimp for additional configurations.)
CERTIFICATIONS	Cover meets ARPM Class B; Tube meets ARPM Class A

Meets Flame Resistance Acceptance Designation "MSHA 2G".

Part No.	Description	Product No.	Standard Pack						
4PM3060	1/4XRL PLANT XTRM 300 LOL BLK	3201-1100	300	1/4	0.47	300	1200	3.00	28
4PM3061	1/4XRL PLANT XTRM 300 LOL BLU	3201-1105	300	1/4	0.47	300	1200	3.00	28
4PM3062	1/4XRL PLANT XTRM 300 LOL GRY	3201-1125	300	1/4	0.47	300	1200	3.00	28
4PM3063	1/4XRL PLANT XTRM 300 LOL GRN	3201-1120	300	1/4	0.47	300	1200	3.00	28
4PM3064	1/4XRL PLANT XTRM 300 LOL RED	3201-1110	300	1/4	0.47	300	1200	3.00	28
4PM3065	1/4XRL PLANT XTRM 300 LOL YEL	3201-1115	300	1/4	0.47	300	1200	3.00	28

Parts Continued On Next Page

PLANT MASTER™ XTREME 300 LOCK-ON HOSE - CONTINUED

INDUSTRIAL HOSE - AIR AND MULTI-PURPOSE - CONTINUED

Part No.	Description	Product No.	Standard Pack						
6PM3060	3/8XRL PLANT XTRM 300 LOL BLK	3201-1101	300	3/8	0.63	300	1200	3.00	28
6PM3061	3/8XRL PLANT XTRM 300 LOL BLU	3201-1106	300	3/8	0.63	300	1200	3.00	28
6PM3062	3/8XRL PLANT XTRM 300 LOL GRY	3201-1126	300	3/8	0.63	300	1200	3.00	28
6PM3063	3/8XRL PLANT XTRM 300 LOL GRN	3201-1121	300	3/8	0.63	300	1200	3.00	28
6PM3064	3/8XRL PLANT XTRM 300 LOL RED	3201-1111	300	3/8	0.63	300	1200	3.00	28
6PM3065	3/8XRL PLANT XTRM 300 LOL YEL	3201-1116	300	3/8	0.63	300	1200	3.00	28
8PM3060	1/2XRL PLANT XTRM 300 LOL BLK	3201-1102	300	1/2	0.77	300	1200	5.00	28
8PM3061	1/2XRL PLANT XTRM 300 LOL BLU	3201-1107	300	1/2	0.77	300	1200	5.00	28
8PM3062	1/2XRL PLANT XTRM 300 LOL GRY	3201-1127	300	1/2	0.77	300	1200	5.00	28
8PM3063	1/2XRL PLANT XTRM 300 LOL GRN	3201-1122	300	1/2	0.77	300	1200	5.00	28
8PM3064	1/2XRL PLANT XTRM 300 LOL RED	3201-1112	300	1/2	0.77	300	1200	5.00	28
8PM3065	1/2XRL PLANT XTRM 300 LOL YEL	3201-1117	300	1/2	0.77	300	1200	5.00	28
10PM3060	5/8XRL PLANT XTRM 300 LOL BLK	3201-1103	250	5/8	0.94	300	1200	6.00	28
10PM3061	5/8XRL PLANT XTRM 300 LOL BLU	3201-1108	250	5/8	0.94	300	1200	6.00	28
10PM3062	5/8XRL PLANT XTRM 300 LOL GRY	3201-1128	250	5/8	0.94	300	1200	6.00	28
12PM3060	3/4XRL PLANT XTRM 300 LOL BLK	3201-1104	225	3/4	1.06	300	1200	7.00	15
12PM3061	3/4XRL PLANT XTRM 300 LOL BLU	3201-1109	225	3/4	1.06	300	1200	7.00	15
12PM3062	3/4XRL PLANT XTRM 300 LOL GRY	3201-1129	225	3/4	1.06	300	1200	7.00	15
12PM3063	3/4XRL PLANT XTRM 300 LOL GRN	3201-1124	225	3/4	1.06	300	1200	7.00	15
12PM3064	3/4XRL PLANT XTRM 300 LOL RED	3201-1114	225	3/4	1.06	300	1200	7.00	15
12PM3065	3/4XRL PLANT XTRM 300 LOL YEL	3201-1119	225	3/4	1.06	300	1200	7.00	15

HOSE/CPLG. SELECTION
EQUIPMENT
HOSE SPECIFICATION
GLOBALSPIRAL COUPLINGS
STAINLESS STEEL SPIRAL COUPLINGS
MEGACRIMP COUPLINGS
STAINLESS STEEL BRAID COUPLINGS
POWER CRIMP COUPLINGS
FIELD ATTACHABLE - TYPE T COUPLINGS
FIELD ATTACHABLE - C5 COUPLINGS
FIELD ATTACHABLE - LOCK-ON COUPLINGS
C14 COUPLINGS & ASSEMBLIES
GLP & GL COUPLINGS
GLX COUPLINGS
PCTS THERMOPLASTIC COUPLINGS
POLARSEAL COUPLINGS (ACA, ACB, ACC)
POWER STEERING CPLGS. & TOC ASSEMBLIES
ADAPTERS
QUICK DISCONNECT COUPLERS
BALL VALVES
LIVE SWIVELS
ACCESSORIES
AIR BRAKE CPLGS. & ASSEMBLIES
KITS
BRASS

HOSE/CPLG. SELECTION
EQUIPMENT
HOSE SPECIFICATION
GLOBALSPIRAL COUPLINGS
STAINLESS STEEL SPIRAL COUPLINGS
MEGACRIMP COUPLINGS
STAINLESS STEEL BRAID COUPLINGS
POWER CRIMP COUPLINGS
FIELD ATTACHABLE - TYPE T COUPLINGS
FIELD ATTACHABLE - C5 COUPLINGS
FIELD ATTACHABLE - LOCK-ON COUPLINGS
C14 COUPLINGS & ASSEMBLIES
GLP & GL COUPLINGS
GLX COUPLINGS
PCTS THERMOPLASTIC COUPLINGS
POLARSEAL COUPLINGS (ACA, ACB, ACC)
POWER STEERING CPLGS. & TOC ASSEMBLIES
ADAPTERS
QUICK DISCONNECT COUPLERS
BALL VALVES
LIVE SWIVELS
ACCESSORIES
AIR BRAKE CPLGS. & ASSEMBLIES
KITS
BRASS

PLANT MASTER™ XTREME 325 BRAID HOSE

INDUSTRIAL HOSE - AIR AND MULTI-PURPOSE

RECOMMENDED FOR	Applications requiring a premium grade braided hose, with excellent flexibility and maximum resistance to air, water, petroleum oils, gasoline, kerosene and fuel oil (to +120°F) and lubricating oils (to +212°F).
TUBE	Black; Nitrile - Type C; High Oil Resistance. See **Characteristics of Hose Material Types**.
REINFORCEMENT	Braided, synthetic textile
COVER	Black; Chloroprene - Type A; Oil, Ozone, Weather Resistant. See **Characteristics of Hose Material Types**.
TEMPERATURE RANGE	-40°F to +212°F (-40°C to +100°C). For water emulsions, see **Maximum Temperature Limits for Water, Water/Oil Emulsions and Water/Glycol Solutions**.
COUPLING RECOMMENDATION	**GLX™ Couplings** (G44) Section N (See www.gates.com/ecrimp for additional configurations.)
CERTIFICATIONS	Cover meets ARPM Class B; Tube meets ARPM Class A



Part No.	Description	Product No.	Standard Pack						
4PM3701	1/4XRL PLANT XTRM 325 BRD BLK	3219-2930	625	1/4	0.50	325	1300	3.00	30
4PM3702	1/4XRL PLANT XTRM 325 BRD RED	3219-2902	625	1/4	0.50	325	1300	3.00	30
5PM3700	5/16XRL PLANT XTRM 325 BRD BLK	3219-2932	625	5/16	0.62	325	1300	3.00	30
6PM3701	3/8XRL PLANT XTRM 325 BRD BLK	3219-2933	625	3/8	0.69	325	1300	3.00	30
6PM3702	3/8XRL PLANT XTRM 325 BRD RED	3219-2906	625	3/8	0.69	325	1300	3.00	30
8PM3701	1/2XRL PLANT XTRM 325 BRD RED	3219-2908	625	1/2	0.84	325	1300	5.00	25
10PM3700	5/8XRL PLANT XTRM 325 BRD BLK	3219-2937	525	5/8	0.94	325	1300	6.00	20
10PM3701	5/8XRL PLANT XTRM 325 BRD RED	3219-2910	525	5/8	0.94	325	1300	6.00	20
12PM3701	3/4XRL PLANT XTRM 325 BRD BLK	3219-2938	525	3/4	1.09	325	1300	6.00	20
12PM3702	3/4XRL PLANT XTRM 325 BRD RED	3219-2912	525	3/4	1.09	325	1300	6.00	20
16PM3701	1XRL PLANT XTRM 325 BRD BLACK	3219-2940	525	1	1.38	325	1300	8.00	10
16PM3702	1XRL PLANT XTRM 325 BRAID RED	3219-2914	525	1	1.38	325	1300	8.00	10

PLANT MASTER™ XTREME 501 HOSE

INDUSTRIAL HOSE - AIR AND MULTI-PURPOSE





RECOMMENDED FOR	Applications requiring a premium–quality, multi–purpose hose with superior abrasion resistance for air, oil and some chemical applications. Excellent durability for extra–long life in these applications: mining, air drill, construction, poultry plants and other severe service.
TUBE	Black; Nitrile - Type C; High Oil Resistance. See **Characteristics of Hose Material Types**.
REINFORCEMENT	Synthetic, high tensile textile cord.
COVER	Yellow; Carboxylated Nitrile - Type C4; Oil, Ozone, Weather Resistant. See **Characteristics of Hose Material Types**.
TEMPERATURE RANGE	-40°F to +212°F (-40°C to +100°C). For water emulsions, see **Maximum Temperature Limits for Water, Water/Oil Emulsions and Water/Glycol Solutions**.
COUPLING RECOMMENDATION	GlobalSpiral™ Plus Couplings (G22) Section D **MegaCrimp™ Couplings** (G25) Section F **Stainless Steel Braid Couplings** (G17) Section G **GLX™ Couplings** (G44) Section N (See www.gates.com/ecrimp for additional configurations.)
CERTIFICATIONS	Cover meets ARPM Class A; Tube meets ARPM Class A

Meets Flame Resistance Acceptance Designation "MSHA 2G".

Part No.	Description	Product No.	Standard Pack						
4PM3700	1/4X500 PLANT XTREME 501 AR	3202-0001	500	1/4	0.57	501	2004	3.00	30
4PM3710	1/4X500 CL PLANT XTREME 501 AR	3202-0301	500	1/4	0.57	501	2004	3.00	30
6PM3700	3/8X500 PLANT XTREME 501 AR	3202-0006	500	3/8	0.75	501	2004	3.00	25
6PM3710	3/8X500 CL PLANT XTREME 501 AR	3202-0306	500	3/8	0.75	501	2004	3.00	25
8PM3700	1/2X500 PLANT XTREME 501 AR	3202-0011	500	1/2	0.89	501	2004	5.00	25
8PM3710	1/2X500 CL PLANT XTREME 501 AR	3202-0311	500	1/2	0.89	501	2004	5.00	25
12PM3703	3/4X500 PLANT XTREME 501AR BLK	3202-0017	500	3/4	1.22	501	2004	6.00	15
12PM3704	3/4X500 PLANT XTREME 501 AR	3202-0016	500	3/4	1.22	501	2004	6.00	15
12PM3710	3/4X500 CL PLANT XTREME 501 AR	3202-0316	500	3/4	1.22	501	2004	6.00	15
16PM3700	1X400 PLANT XTREME 501 AR	3202-0021	400	1	1.51	501	2004	8.00	10
20PM3700	1-1/4X300 PLANT XTREME 501 AR	3202-0027	300	1 1/4	1.78	501	2004	10.00	10
24PM3700	1-1/2X100 PLANT XTREM 501 AR	3202-0029	100	1 1/2	2.09	501	2004	12.00	10
24PM3701	1-1/2X200 PLANT XTRM 501 AR	3202-0317	200	1 1/2	2.09	501	2004	12.00	10
32PM3700	2X100 PLANT XTREME 501 AR	3202-0032	100	2	2.64	501	2004	14.00	10
32PM3701	2X200 PLANT XTREME 501 AR	3202-0033	200	2	2.64	501	2004	14.00	10

AG MASTER™ HOSE

INDUSTRIAL HOSE - AGRICULTURE



RECOMMENDED FOR	Designed for agricultural spraying applications, such as dilute solutions of herbicides and fertilizers.
TUBE	Black; EPDM - Type P; Ag Chemicals, Diluted Resistant. See **Characteristics of Hose Material Types**.
REINFORCEMENT	Synthetic, high tensile textile cord.
COVER	Black; EPDM - Type P; Heat, Oil, Ozone Resistant. See **Characteristics of Hose Material Types**.
TEMPERATURE RANGE	-40°F to +200°F (-40°C to +93°C). For water emulsions, see **Maximum Temperature Limits for Water, Water/Oil Emulsions and Water/Glycol Solutions**.
CERTIFICATIONS	Cover meets ARPM Class C; Tube meets ARPM Class C

Part No.	Description	Product No.	Standard Pack						
4AG1000	1/4X600 AG 200	3204-1079	600	1/4	0.50	200	600	3.00	30
6AG1000	3/8X600 AG 200	3204-1080	600	3/8	0.66	200	600	3.00	30
8AG1000	1/2X600 AG 200	3204-1081	600	1/2	0.81	200	600	5.00	30
12AG1000	3/4X600 AG 200	3204-1083	600	3/4	1.15	200	600	6.00	30
10AG1000	5/8X600 AG 200	3204-1082	600	5/8	0.97	200	600	6.00	30
16AG1000	1X350 AG 200	3204-1084	400	1	1.40	200	600	8.00	30
20AG1000	1-1/4X300 AG 250	3204-1085	300	1 1/4	1.73	250	750	10.00	30
24AG1000	1-1/2X250 AG 250	3204-1086	250	1 1/2	1.98	250	750	12.00	30

FUEL MASTER™ DELIVERY HOSE

PETROLEUM



RECOMMENDED FOR	Transferring fuel oils and diesel fuel in applications at temperatures as low as –40°F (–40°C). Compatible with Bio–Diesel fuels up to B20. Hose remains flexible to –20°F (–29°C). For home and heavy–duty commercial service where an abrasion–resistant and non–marking cover is required.
TUBE	Black; Nitrile - Type C; High Oil Resistance. See **Characteristics of Hose Material Types**.
REINFORCEMENT	High tensile synthetic textile cord.
COVER	Red; Carboxylated Nitrile - Type C4; Abrasion Resistant. See **Characteristics of Hose Material Types**.
TEMPERATURE RANGE	-40°F to +180°F (-40°C to +82°C). For water emulsions, see **Maximum Temperature Limits for Water, Water/Oil Emulsions and Water/Glycol Solutions**.
COUPLING RECOMMENDATION	**GLX™ Couplings** (G44) Section N (See www.gates.com/ecrimp for additional configurations.)
CERTIFICATIONS	Tube meets ARPM Class A

Meets Flame Resistance Acceptance Designation "MSHA 2G".

Part No.	Description	Product No.	Standard Pack						
16FM5000	1X100 FUEL DELIVERY 200	3221-0410	100	1	1.50	200	800	8.00	10

Parts Continued On Next Page

FUEL MASTER™ DELIVERY HOSE - CONTINUED

PETROLEUM - CONTINUED

Part No.	Description	Product No.	Standard Pack						
16FM5001	1X125 FUEL DELIVERY 200	3221-0411	125	1	1.50	200	800	8.00	10
16FM5002	1X150 FUEL DELIVERY 200	3221-0412	150	1	1.50	200	800	8.00	10
16FM5003	1X175 FUEL DELIVERY 200	3221-0413	175	1	1.50	200	800	8.00	10
20FM5000	1-1/4X100 FUEL DELIVERY 200	3221-0414	100	1 1/4	1.80	200	800	10.00	10
20FM5001	1-1/4X125 FUEL DELIVERY 200	3221-0415	125	1 1/4	1.80	200	800	10.00	10
20FM5002	1-1/4X150 FUEL DELIVERY 200	3221-0416	150	1 1/4	1.80	200	800	10.00	10
20FM5003	1-1/4X175 FUEL DELIVERY 200	3221-0417	175	1 1/4	1.80	200	800	10.00	10
22FM5000	1-3/8X100 FUEL DELIVERY 200	3221-0418	100	1 3/8	1.89	200	800	10.00	10
22FM5001	1-3/8X125 FUEL DELIVERY 200	3221-0419	125	1 3/8	1.89	200	800	10.00	10
22FM5002	1-3/8X150 FUEL DELIVERY 200	3221-0420	150	1 3/8	1.89	200	800	10.00	10
22FM5003	1-3/8X175 FUEL DELIVERY 200	3221-0421	175	1 3/8	1.89	200	800	10.00	10
24FM5000	1-1/2X100 FUEL DELIVERY 200	3221-0422	100	1 1/2	2.08	200	800	12.00	10
24FM5001	1-1/2X125 FUEL DELIVERY 200	3221-0423	125	1 1/2	2.08	200	800	12.00	10
24FM5002	1-1/2X150 FUEL DELIVERY 200	3221-0424	150	1 1/2	2.08	200	800	12.00	10
24FM5003	1-1/2X175 FUEL DELIVERY 200	3221-0425	175	1 1/2	2.08	200	800	12.00	10
24FM5004	1-1/2X200 FUEL DELIVERY 200	3221-0426	200	1 1/2	2.08	200	800	12.00	10

HOSE/CPLG. SELECTION
EQUIPMENT
HOSE SPECIFICATION
GLOBALSPIRAL COUPLINGS
STAINLESS STEEL SPIRAL COUPLINGS
MEGACRIMP COUPLINGS
STAINLESS STEEL BRAID COUPLINGS
POWER CRIMP COUPLINGS
FIELD ATTACHABLE - TYPE T COUPLINGS
FIELD ATTACHABLE - C5 COUPLINGS
FIELD ATTACHABLE - LOCK-ON COUPLINGS
C14 COUPLINGS & ASSEMBLIES
GLP & GL COUPLINGS
GLX COUPLINGS
PCTS THERMOPLASTIC COUPLINGS
POLARSEAL COUPLINGS (ACA, ACB, ACC)
POWER STEERING CPLGS. & TOC ASSEMBLIES
ADAPTERS
QUICK DISCONNECT COUPLERS
BALL VALVES
LIVE SWIVELS
ACCESSORIES
AIR BRAKE CPLGS. & ASSEMBLIES
KITS
BRASS

FUEL MASTER™ DELIVERY ASSEMBLIES

PETROLEUM



RECOMMENDED FOR	Transferring fuel oils, diesel fuel or commercial gasolines in applications at temperatures as low as –40°F (–40°C). Compatible with Bio–Diesel fuels up to B20. Hose remains flexible to –20°F (–29°C). For home and heavy–duty commercial service where an abrasion–resistant and non–marking cover is required.
TUBE	Black; Nitrile - Type C; High Oil Resistance. See **Characteristics of Hose Material Types**.
REINFORCEMENT	Synthetic textile
COVER	Red; Carboxylated Nitrile - Type C4; Abrasion Resistant. See **Characteristics of Hose Material Types**.
TEMPERATURE RANGE	-40°F to +180°F (-40°C to +82°C). For water emulsions, see **Maximum Temperature Limits for Water, Water/Oil Emulsions and Water/Glycol Solutions**.
COUPLING RECOMMENDATION	**GLX™ Couplings** (G44) Section N (See www.gates.com/ecrimp for additional configurations.)
CERTIFICATIONS	Tube meets ARPM Class A

Meets Flame Resistance Acceptance Designation "MSHA 2G".

Part No.	Description	Product No.	Standard Pack					
20FM5030	1-1/4X100 FUEL DELIV 200 ASSY	3221-0079	1	1 1/4	1.75	200	10.00	10
20FM5031	1-1/4X150 FUEL DELIV 200 ASSY	3221-0081	1	1 1/4	1.75	200	10.00	10
20FM5032	1-1/4X175 FUEL DELIV 200 ASSY	3221-0082	1	1 1/4	1.75	200	10.00	10
22FM5030	1-3/8X150 FUEL DELIV 200 ASSY	3221-0085	1	1 3/8	1.87	200	10.00	10

FUEL MASTER™ LP350 HOSE

PETROLEUM





RECOMMENDED FOR	Liquid or gaseous propane, butane or any combination of these two mixtures. Can be used for natural gas (not to exceed 50 psi) under certain conditions such as: open/outside areas and well ventilated factory buildings (if local building codes permit).
TUBE	Black; Nitrile - Type C; High Oil Resistance. See **Characteristics of Hose Material Types**.
REINFORCEMENT	Braided, high–tensile synthetic textile cord.
COVER	Black; Chloroprene - Type A. See **Characteristics of Hose Material Types**.
TEMPERATURE RANGE	-40°F to +180°F (-40°C to +82°C). For water emulsions, see **Maximum Temperature Limits for Water, Water/Oil Emulsions and Water/Glycol Solutions**.
COUPLING RECOMMENDATION	GlobalSpiral™ Plus Couplings (G22) Section D **GLX™ Couplings** (G44) Section N (See www.gates.com/ecrimp for additional configurations.)
CERTIFICATIONS	UL No. 21 CAN/CGA-8.1-M86; NFPA 58, Section 8-3.5 Tube meets ARPM Class A Meets UL Standard #21, CAN/CGA–8.1–M86, NFPA 58, Section 8–3, 5.

Meets Flame Resistance Acceptance Designation "MSHA 2G".
Application Note: No LP350 hose assemblies 60" or longer allowed per UL requirement.
NOTE: Not recommended for residential, office buildings or as fuel line hose on compressed natural gas vehicles. Contact Denver Product Application (303) 744–5070 for inspection and assembly testing information.

Part No.	Description	Product No.	Standard Pack						
85717	4LP350X X50FT	3220-1300	1	1/4	0.58	350	1750	3.00	30
4FM7001	1/4XRL FUEL LP350	3220-1200	1	1/4	0.58	350	1750	3.00	30
85718	6LP350X X50FT	3220-1123	1	3/8	0.70	350	1750	3.00	30
6FM7001	3/8XRL FUEL LP350	3220-1202	1	3/8	0.74	350	1750	3.00	30
85719	8LP350X X50FT	3220-1301	1	1/2	0.91	350	1750	5.00	25
8FM7000	1/2XRL FUEL LP350	3220-1204	1	1/2	0.91	350	1750	5.00	25
12FM7000	3/4X100 FUEL LP350	3220-1207	100	3/4	1.23	350	1750	6.00	20
12FM7001	3/4X150 FUEL LP350	3220-1209	150	3/4	1.23	350	1750	6.00	20
12FM7002	3/4XRL FUEL LP350	3220-1206	350	3/4	1.23	350	1750	6.00	20
16FM7000	1X100 FUEL LP350	3220-1211	100	1	1.51	350	1750	8.00	15
16FM7001	1X125 FUEL LP350	3220-1212	125	1	1.51	350	1750	8.00	15
16FM7002	1X150 FUEL LP350	3220-1213	150	1	1.51	350	1750	8.00	15
16FM7003	1X200 FUEL LP350	3220-1216	200	1	1.51	350	1750	15.00	15
16FM7004	1XRL FUEL LP350	3220-1210	300	1	1.51	350	1750	8.00	15
24FM7000	1-1/2X60 FUEL LP350	3320-0935	60	1 1/2	2.25	350	1750	12.00	10
32FM7000	2X50 FUEL LP350	3320-0939	50	2	2.86	350	1750	14.00	10
32FM7001	2X60 FUEL LP350	3320-0938	60	2	2.86	350	1750	14.00	10
48FM7000	3X60 FUEL LP350	3320-0934	60	3	3.88	350	1750	24.00	10

HOSE/CPLG. SELECTION
EQUIPMENT
HOSE SPECIFICATION
GLOBALSPIRAL COUPLINGS
STAINLESS STEEL SPIRAL COUPLINGS
MEGACRIMP COUPLINGS
STAINLESS STEEL BRAID COUPLINGS
POWER CRIMP COUPLINGS
FIELD ATTACHABLE - TYPE T COUPLINGS
FIELD ATTACHABLE - C5 COUPLINGS
FIELD ATTACHABLE - LOCK-ON COUPLINGS
C14 COUPLINGS & ASSEMBLIES
GLP & GL COUPLINGS
GLX COUPLINGS
PCTS THERMOPLASTIC COUPLINGS
POLARSEAL COUPLINGS (ACA, ACB, ACC)
POWER STEERING CPLGS. & TOC ASSEMBLIES
ADAPTERS
QUICK DISCONNECT COUPLERS
BALL VALVES
LIVE SWIVELS
ACCESSORIES
AIR BRAKE CPLGS. & ASSEMBLIES
KITS
BRASS

LPG VAPOR 125 HOSE

INDUSTRIAL HOSE - PETROLEUM



RECOMMENDED FOR	Flexible connector for conveying low–pressure LPG (vapor only) to many types of farm and industrial heating applications; e.g., space heaters.
TUBE	Black; Nitrile - Type C; High Oil Resistance. See **Characteristics of Hose Material Types**.
REINFORCEMENT	High tensile synthetic textile cord.
COVER	Black; Chloroprene - Type A. See **Characteristics of Hose Material Types**.
TEMPERATURE RANGE	-30°F to +150°F (-34°C to +66°C). For water emulsions, see **Maximum Temperature Limits for Water, Water/Oil Emulsions and Water/Glycol Solutions**.
CERTIFICATIONS	UL 569 (hose assemblies only) CAN/CGA-8.1-M86; NFPA 58, Section 8-3.5

NOTE: This hose should not be used for liquid LPG or in UL approved appliances such as barbecue grills.

Part No.	Description	Product No.	Standard Pack						
3FM8000	3/16XRL FUEL LPG VAPOR 125	3220-0451	700	3/16	0.44	125	625	2.00	30
4FM8000	1/4XRL FUEL LPG VAPOR 125	3220-0456	700	1/4	0.53	125	625	3.00	30

CLEAN MASTER™ PLUS PRESSURE WASH 6000 HOSE

INDUSTRIAL HOSE - PRESSURE WASH AND WASHDOWN





RECOMMENDED FOR	Clean Master Plus hose is designed for professional use that withstands the incredible working pressure of 6000 psi. It offers the same exceptional qualities of standard versions with the advantage of being stronger and up to 32% lighter, making it easier to handle, especially when dragging long lengths of hose on rough surfaces.. Its unique flexibility gives you more mobility in tight spaces without compromising its power.
TUBE	Black; Nitrile - Type C; High Oil Resistance. See **Characteristics of Hose Material Types**.
REINFORCEMENT	Braided, steel wire
COVER	Black; Modified Nitrile - Type C2; Abrasion, Ozone Resistant. See **Characteristics of Hose Material Types**.
TEMPERATURE RANGE	-40°F to +300°F (-40°C to +150°C). For water emulsions, see **Maximum Temperature Limits for Water, Water/Oil Emulsions and Water/Glycol Solutions**.
COUPLING RECOMMENDATION	**MegaCrimp™ Couplings** (G25) Section F **Stainless Steel Braid Couplings** (G17) Section G **GLX™ Couplings** (G44) Section N (See www.gates.com/ecrimp for additional configurations.)
CERTIFICATIONS	EN: 1829-2

Meets Flame Resistance Acceptance Designation "MSHA 2G".

Part No.	Description	Product No.	Standard Pack						
4CL4000	1/4X300FT CLEAN+ PW6000 BLK	4656-0695	300	1/4	0.52	6000	24000	2.00	30

Parts Continued On Next Page

CLEAN MASTER™ PLUS PRESSURE WASH 6000 HOSE - CONTINUED

INDUSTRIAL HOSE - PRESSURE WASH AND WASHDOWN - CONTINUED

Part No.	Description	Product No.	Standard Pack						
4CL4001	1/4XBALE CLEAN+ PW6000 BLK	4656-0697	2000	1/4	0.52	6000	24000	2.00	30
4CL4002	1/4X1000LGRL CLEAN+ PW6000 BLK	4656-0696	1000	1/4	0.52	6000	24000	2.00	30
6CL4000	3/8X100FT CLEAN+ PW6000 BLK	4656-0705	1	3/8	0.68	6000	24000	4.25	30
6CL4001	3/8X50FT CLEAN+ PW6000 BLK	4656-0704	1	3/8	0.68	6000	24000	4.25	30
6CL4002	3/8XBALE CLEAN+ PW6000 BLK	4656-0708	1200	3/8	0.68	6000	24000	4.25	30
6CL4003	3/8XLGRL 1KFT CLEAN+PW6000 BLK	4656-0707	1000	3/8	0.68	6000	24000	4.25	30
6CL4004	3/8XRL300FT CLEAN+ PW6000 BLK	4656-0706	300	3/8	0.68	6000	24000	4.25	30
6CL4005	3/8X100FT CLEAN+ PW6000 BLUE	4656-0798	1	3/8	0.74	6000	24000	4.25	30
6CL4006	3/8X50FT CLEAN+ PW6000 BLUE	4656-0797	1	3/8	0.74	6000	24000	4.25	30
6CL4007	3/8XBALE CLEAN+ PW6000 BLU	4656-0801	2400	3/8	0.74	6000	24000	4.25	30
6CL4008	3/8XLGRL 1KFT CLEAN+PW6000 BLU	4656-0800	1000	3/8	0.74	6000	24000	4.25	30
6CL4009	3/8XRL300FT CLEAN+ PW6000 BLUE	4656-0799	300	3/8	0.74	6000	24000	4.25	30
6CL40010	3/8X100FT CLEAN+ PW6000 GRAY	4656-0806	1	3/8	0.74	6000	24000	4.25	30
6CL40011	3/8X50FT CLEAN+ PW6000 GRAY	4656-0805	1	3/8	0.74	6000	24000	4.25	30
6CL40012	3/8XBALE CLEAN+ PW6000 GRA	4656-0809	2400	3/8	0.74	6000	24000	4.25	30
6CL40013	3/8XLRGL 1KFT CLEAN+PW6000 GRA	4656-0808	1000	3/8	0.74	6000	24000	4.25	30
6CL40014	3/8XRL300FT CLEAN+ PW6000 GRAY	4656-0807	300	3/8	0.74	6000	24000	4.25	30
6CL40015	3/8XLGRL 1KFT CLEAN+PW6000 YLW	4656-0814	1000	3/8	0.74	6000	24000	4.25	30
6CL40016	3/8XRL300FT CLEAN+ PW6000 YLW	4656-0813	300	3/8	0.74	6000	24000	4.25	30
8CL4000	1/2XBALE CLEAN+ PW6000 BLK	4656-0711	2250	1/2	0.81	6000	24000	5.00	30
8CL4001	1/2XRL1000FT CLEAN+ PW6000 BLK	4656-0710	1000	1/2	0.81	6000	24000	5.00	30
8CL4002	1/2XRL300FT CLEAN+ PW6000 BLK	4656-0709	300	1/2	0.81	6000	24000	5.00	30
8CL4003	1/2XBALE CLEAN+ PW6000 BLUE	4656-0804	2250	1/2	0.86	6000	24000	5.00	30
8CL4004	1/2XLGRL 1KFT CLEAN+PW6000 BLU	4656-0803	1000	1/2	0.86	6000	24000	5.00	30
8CL4005	1/2XRL300FT CLEAN+ PW6000 BLUE	4656-0802	300	1/2	0.86	6000	24000	5.00	30
8CL4006	1/2XBALE CLEAN+ PW6000 GRA	4656-0812	2250	1/2	0.86	6000	24000	5.00	30
8CL4007	1/2XLGRL 1KFT CLEAN+PW6000 GRA	4656-0811	1000	1/2	0.86	6000	24000	5.00	30
8CL4008	1/2XRL300FT CLEAN+ PW6000 GRAY	4656-0810	300	1/2	0.86	6000	24000	5.00	30
8CL4009	1/2XLGRL 1KFT CLEAN+PW6000 YLW	4656-0816	1000	1/2	0.86	6000	24000	5.00	30

HOSE/CPLG. SELECTION
EQUIPMENT
HOSE SPECIFICATION
GLOBALSPIRAL COUPLINGS
STAINLESS STEEL SPIRAL COUPLINGS
MEGACRIMP COUPLINGS
STAINLESS STEEL BRAID COUPLINGS
POWER CRIMP COUPLINGS
FIELD ATTACHABLE - TYPE T COUPLINGS
FIELD ATTACHABLE - C5 COUPLINGS
FIELD ATTACHABLE - LOCK-ON COUPLINGS
C14 COUPLINGS & ASSEMBLIES
GLP & GL COUPLINGS
GLX COUPLINGS
PCTS THERMOPLASTIC COUPLINGS
POLARSEAL COUPLINGS (ACA, ACB, ACC)
POWER STEERING CPLGS. & TOC ASSEMBLIES
ADAPTERS
QUICK DISCONNECT COUPLERS
BALL VALVES
LIVE SWIVELS
ACCESSORIES
AIR BRAKE CPLGS. & ASSEMBLIES
KITS
BRASS

CLEAN MASTER™ PLUS PRESSURE WASH 6000 HOSE - CONTINUED

INDUSTRIAL HOSE - PRESSURE WASH AND WASHDOWN - CONTINUED

Part No.	Description	Product No.	Standard Pack						
8CL40010	1/2XRL300FT CLEAN+ PW6000 YLW	4656-0815	300	1/2	0.86	6000	24000	5.00	30

CLEAN MASTER™ PRESSURE WASH 4000 HOSE

INDUSTRIAL HOSE - PRESSURE WASH AND WASHDOWN





RECOMMENDED FOR	Hot and cold water high–pressure cleaning equipment used in commercial and industrial cleaning, food processing, sanitation, and car wash applications where heavy–duty service is required. Specially compounded cover to handle harsh environments.
TUBE	Black; Nitrile - Type C; High Oil Resistance. See **Characteristics of Hose Material Types**.
REINFORCEMENT	Braided, high–tensile steel wire.
COVER	Black; Modified Nitrile - Type C2; Abrasion, Ozone Resistant. See **Characteristics of Hose Material Types**.
TEMPERATURE RANGE	-40°F to +250°F (-40°C to +121°C). For water emulsions, see **Maximum Temperature Limits for Water, Water/Oil Emulsions and Water/Glycol Solutions**.
COUPLING RECOMMENDATION	**MegaCrimp™ Couplings** (G25) Section F **Stainless Steel Braid Couplings** (G17) Section G **GLX™ Couplings** (G44) Section N (See www.gates.com/ecrimp for additional configurations.)
CERTIFICATIONS	EN: 1829-2

Meets Flame Resistance Acceptance Designation "MSHA 2G".
NOTE: Not recommended for Steam Hose. Use bend restrictors to extend service life.
Exceeds EN1829–2 and has significantly tighter bend radius.

Part No.	Description	Product No.	Standard Pack						
71116	1/4XRL 300 CLEAN PW4000 BLACK	4657-9377	300	1/4	0.53	4000	16000	2.00	30
4CL1100	1/4XLGRL 1000 CLEAN PW4000 BLK	4657-9378	1000	1/4	0.53	4000	16000	2.00	30
4CL1102	1/4X100 CLEAN PW4000 BLUE	4657-9586	1	1/4	0.53	4000	16000	2.00	30
4CL1103	1/4XLGRL 1000 CLEAN PW4000 BLU	4657-9473	1000	1/4	0.53	4000	16000	2.00	30
4CL1104	1/4XRL 300 CLEAN PW4000 BLUE	4657-9474	300	1/4	0.53	4000	16000	2.00	30
4CL1105	1/4XLGRL 1000 CLEAN PW4000 GRY	4657-9475	1000	1/4	0.53	4000	16000	2.00	30
4CL1106	1/4XRL 300 CLEAN PW4000 GRAY	4657-9476	300	1/4	0.53	4000	16000	2.00	30
4CL1107	1/4XLGRL 1000 CLEAN PW4000 YLW	4657-9477	1000	1/4	0.53	4000	16000	2.00	30
4CL1108	1/4XRL 300 CLEAN PW4000 YELLOW	4657-9478	300	1/4	0.53	4000	16000	2.00	30
85729	3/8X50 CLEAN PW4000 BLACK	4657-9424	1	3/8	0.67	4000	16000	2.50	30
85728	3/8X50 CLEAN PW4000 BLUE	4657-9469	1	3/8	0.67	4000	16000	2.50	30
6CL1101	3/8X100 CLEAN PW4000 BLACK	4657-9423	1	3/8	0.67	4000	16000	2.50	30

Parts Continued On Next Page

CLEAN MASTER™ PRESSURE WASH 4000 HOSE - CONTINUED

INDUSTRIAL HOSE - PRESSURE WASH AND WASHDOWN - CONTINUED

Part No.	Description	Product No.	Standard Pack						
6CL1105	3/8X100 CLEAN PW4000 BLUE	4657-9470	1	3/8	0.67	4000	16000	2.50	30
6CL1108	3/8X50 CLEAN PW4000 GRAY	4656-0224	1	3/8	0.67	4000	16000	2.50	30
6CL1109	3/8X100 CLEAN PW4000 GRAY	4656-0225	1	3/8	0.67	4000	16000	2.50	30
71118	3/8XRL 300 CLEAN PW4000 BLACK	4657-9379	300	3/8	0.67	4000	16000	2.50	30
71117	3/8XRL 300 CLEAN PW4000 BLUE	4657-9468	300	3/8	0.67	4000	16000	2.50	30
6CL1102	3/8XLGRL 1000 CLEAN PW4000 BLK	4657-9380	1000	3/8	0.67	4000	16000	2.50	30
6CL1106	3/8XLGRL 1000 CLEAN PW4000 BLU	4657-9467	1000	3/8	0.67	4000	16000	2.50	30
6CL11010	3/8XLGRL 1000 CLEAN PW4000 GRY	4657-9471	1000	3/8	0.67	4000	16000	2.50	30
6CL11011	3/8XRL 300 CLEAN PW4000 GRAY	4657-9472	300	3/8	0.67	4000	16000	2.50	30
6CL11012	3/8XLGRL 1000 CLEAN PW4000 YLW	4657-9396	1000	3/8	0.67	4000	16000	2.50	30
6CL11013	3/8XRL 300 CLEAN PW4000 YELLOW	4657-9395	300	3/8	0.67	4000	16000	2.50	30
6CL11014	3/8XBALE CLEAN PW4000 BLACK	4657-9535	3800	3/8	0.67	4000	16000	2.50	30
6CL11015	3/8XBALE CLEAN PW4000 BLUE	4657-9537	3800	3/8	0.67	4000	16000	2.50	30
6CL11016	3/8XBALE CLEAN PW4000 GRAY	4657-9540	3800	3/8	0.67	4000	16000	2.50	30
8CL1100	1/2XRL 1000 CLEAN PW4000 BLACK	4657-9351	1000	1/2	0.80	4000	16000	3.50	30
8CL1101	1/2XRL 300 CLEAN PW4000 GRAY	4657-9464	300	1/2	0.80	4000	16000	3.50	30
8CL1102	1/2XLGRL 1000 CLEAN PW4000 YLW	4657-9465	1000	1/2	0.80	4000	16000	3.50	30
8CL1103	1/2XRL 300 CLEAN PW4000 YELLOW	4657-9466	300	1/2	0.80	4000	16000	3.50	30
8CL1104	1/2XBALE CLEAN PW4000 BLACK	4657-9536	2250	1/2	0.80	4000	16000	3.50	30
8CL1105	1/2XBALE CLEAN PW4000 BLUE	4657-9538	2250	1/2	0.80	4000	16000	3.50	30
8CL1106	1/2XBALE CLEAN PW4000 GRAY	4657-9541	2250	1/2	0.80	4000	16000	3.50	30

HOSE/CPLG. SELECTION
EQUIPMENT
HOSE SPECIFICATION
GLOBALSPIRAL COUPLINGS
STAINLESS STEEL SPIRAL COUPLINGS
MEGACRIMP COUPLINGS
STAINLESS STEEL BRAID COUPLINGS
POWER CRIMP COUPLINGS
FIELD ATTACHABLE - TYPE T COUPLINGS
FIELD ATTACHABLE - C5 COUPLINGS
FIELD ATTACHABLE - LOCK-ON COUPLINGS
C14 COUPLINGS & ASSEMBLIES
GLP & GL COUPLINGS
GLX COUPLINGS
PCTS THERMOPLASTIC COUPLINGS
POLARSEAL COUPLINGS (ACA, ACB, ACC)
POWER STEERING CPLGS. & TOC ASSEMBLIES
ADAPTERS
QUICK DISCONNECT COUPLERS
BALL VALVES
LIVE SWIVELS
ACCESSORIES
AIR BRAKE CPLGS. & ASSEMBLIES
KITS
BRASS

CLEAN MASTER™ PRESSURE WASH 3000 HOSE

INDUSTRIAL HOSE - PRESSURE WASH AND WASHDOWN





RECOMMENDED FOR	Hot and cold water high–pressure cleaning equipment used in commercial and industrial cleaning, food processing, sanitation, and car wash applications where heavy–duty service is required. Specially compounded cover to handle harsh environments.
TUBE	Black; Nitrile - Type C; High Oil Resistance. See **Characteristics of Hose Material Types**.
REINFORCEMENT	Braided, high–tensile steel wire.
COVER	Black; Modified Nitrile - Type C2; Abrasion, Ozone Resistant. See **Characteristics of Hose Material Types**.
TEMPERATURE RANGE	-40°F to +250°F (-40°C to +121°C). For water emulsions, see **Maximum Temperature Limits for Water, Water/Oil Emulsions and Water/Glycol Solutions**.
COUPLING RECOMMENDATION	**MegaCrimp™ Couplings** (G25) Section F **Stainless Steel Braid Couplings** (G17) Section G **GLX™ Couplings** (G44) Section N (See www.gates.com/ecrimp for additional configurations.)
CERTIFICATIONS	EN: 1829-2

Meets Flame Resistance Acceptance Designation "MSHA 2G".
NOTE: Not recommended for Steam Hose. Use bend restrictors to extend service life.
Exceeds EN1829–2 and has significantly tighter bend radius.

Part No.	Description	Product No.	Standard Pack						
85722	3/8X50 CLEAN PW3000 BLACK	4657-2469	1	3/8	0.67	3000	12000	2.50	30
85698	3/8X50 CLEAN PW3000 YELLOW	4657-0064	1	3/8	0.67	3000	12000	2.50	30
70842	3/8XRL 300 CLEAN PW3000 BLACK	4657-2402	300	3/8	0.67	3000	12000	2.50	30
70843	3/8XRL 300 CLEAN PW3000 BLUE	4657-2404	300	3/8	0.67	3000	12000	2.50	30
70848	3/8XRL 300 CLEAN PW3000 YELLOW	4657-2417	300	3/8	0.67	3000	12000	2.50	30
6CL1001	3/8XLGRL 1000 CLEAN PW3000 BLK	4657-2401	1000	3/8	0.67	3000	12000	2.50	30
6CL1004	3/8XLGRL 1000 CLEAN PW3000 BLU	4657-2403	1000	3/8	0.67	3000	12000	2.50	30
6CL1006	3/8XRL 300 CLEAN PW3000 GRAY	4657-2416	300	3/8	0.67	3000	12000	2.50	30
71119	1/2XRL 300 CLEAN PW3000 BLACK	4657-9375	300	1/2	0.79	3000	12000	3.50	30
8CL1000	1/2XBALE CLEAN PW3000 BLACK	4657-9530	2800	1/2	0.79	3000	12000	3.50	30
8CL1001	1/2XLGRL 1000 CLEAN PW3000 BLK	4657-9376	1000	1/2	0.79	3000	12000	3.50	30
8CL1003	1/2XBALE CLEAN PW3000 BLUE	4657-9531	2800	1/2	0.79	3000	12000	3.50	30
8CL1004	1/2XLGRL 1000 CLEAN PW3000 BLU	4657-9455	1000	1/2	0.79	3000	12000	3.50	30
8CL1005	1/2XRL 300 CLEAN PW3000 BLUE	4657-9456	300	1/2	0.79	3000	12000	3.50	30
8CL1006	1/2XBALE CLEAN PW3000 GRAY	4657-9532	2800	1/2	0.79	3000	12000	3.50	30
8CL1007	1/2XRL 300 CLEAN PW3000 GRAY	4657-9458	300	1/2	0.79	3000	12000	3.50	30
8CL1008	1/2XBALE CLEAN PW3000 YELLOW	4657-9533	2800	1/2	0.79	3000	12000	3.50	30
8CL1009	1/2X100 CLEAN PW3000 YELLOW	4657-9978	100	1/2	0.79	3000	12000	3.50	30
8CL10010	1/2XLGRL 1000 CLEAN PW3000 YLW	4657-9459	300	1/2	0.79	3000	12000	3.50	30

CLEAN MASTER™ PRESSURE WASH 3000 HOSE - CONTINUED

INDUSTRIAL HOSE - PRESSURE WASH AND WASHDOWN - CONTINUED

Part No.	Description	Product No.	Standard Pack						
8CL10011	1/2XRL 300 CLEAN PW3000 YELLOW	4657-9460	300	1/2	0.79	3000	12000	3.50	30

CLEAN MASTER™ PRESSURE WASH ASSEMBLIES

INDUSTRIAL HOSE - PRESSURE WASH AND WASHDOWN



RECOMMENDED FOR	Hot and cold water high–pressure cleaning equipment used in commercial and industrial cleaning, food processing, sanitation, and car wash applications where heavy–duty service is required. Specially compounded cover to handle harsh environments. Standard–duty use on hot and cold water high–pressure cleaning equipment. .
TUBE	Black; Nitrile - Type C. See **Characteristics of Hose Material Types**.
REINFORCEMENT	Braided, steel wire
COVER	Black; Modified Nitrile - Type C2; Abrasion, Ozone Resistant. See **Characteristics of Hose Material Types**.
TEMPERATURE RANGE	-40°F to +250°F (-40°C to +121°C). For water emulsions, see **Maximum Temperature Limits for Water, Water/Oil Emulsions and Water/Glycol Solutions**.
COUPLING RECOMMENDATION	**MegaCrimp™ Couplings** (G25) Section F **Stainless Steel Braid Couplings** (G17) Section G **GLX™ Couplings** (G44) Section N (See www.gates.com/ecrimp for additional configurations.)
CERTIFICATIONS	EN: 1829-2

Meets Flame Resistance Acceptance Designation "MSHA 2G".

Part No.	Description	Product No.	Standard Pack						
6CL1030	3/8X50 CLEAN PW4000 ASSY BLACK	3604-0922	1	3/8	0.68	4000	16000	2.50	30
6CL1031	3/8X100 CLEAN PW4000 ASSY BLK	3604-0923	1	3/8	0.68	4000	16000	2.50	30
6CL1032	3/8X50 CLEAN PW4000 ASSY BLUE	3604-0926	1	3/8	0.68	4000	16000	2.50	30
6CL1033	3/8X100 CLEAN PW4000 ASSY BLUE	3604-0920	1	3/8	0.68	4000	16000	2.50	30
6CL1034	3/8X50 CLEAN PW4000 ASSY GRAY	3604-0924	1	3/8	0.68	4000	16000	2.50	30
6CL1035	3/8X100 CLEAN PW4000 ASSY GRAY	3604-0925	1	3/8	0.68	4000	16000	2.50	30
6CL1036	3/8X50 CLEAN PW4000 ASSY YLW	3604-0927	1	3/8	0.68	4000	16000	2.50	30
6CL1037	3/8X100 CLEAN PW4000 ASSY YLW	3604-0928	1	3/8	0.68	4000	16000	2.50	30
6CL1130	3/8X50 CLEAN PW6000 ASSY BLACK	3604-0929	1	3/8	0.68	6000	24000	2.50	30
6CL1131	3/8X100 CLEAN PW6000 ASSY BLK	3604-0930	1	3/8	0.68	6000	24000	2.50	30
6CL1132	3/8X50 CLEAN PW6000 ASSY BLUE	3604-0932	1	3/8	0.68	6000	24000	4.25	30
6CL1133	3/8X100 CLEAN PW6000 ASSY BLUE	3604-0933	1	3/8	0.68	6000	24000	4.25	30
6CL1134	3/8X50 CLEAN PW6000 ASSY GRAY	3604-0931	1	3/8	0.68	6000	24000	4.25	30

Parts Continued On Next Page

CLEAN MASTER™ PRESSURE WASH ASSEMBLIES - CONTINUED

INDUSTRIAL HOSE - PRESSURE WASH AND WASHDOWN - CONTINUED

Part No.	Description	Product No.	Standard Pack						
6CL1135	3/8X100 CLEAN PW6000 ASSY GRAY	3604-0921	1	3/8	0.68	6000	24000	4.25	30
6CL1136	3/8X50 CLEAN PW6000 ASSY YLW	3604-0934	1	3/8	0.68	6000	24000	4.25	30
6CL1137	3/8X100 CLEAN PW6000 ASSY YLW	3604-0935	1	3/8	0.68	6000	24000	4.25	30

HYDRAULIC HOSE FOR GLOBALSPIRAL™ COUPLINGS

	GLOBALSPIRAL™ COUPLINGS														
Ferrule	**GS1F-1**	**GS1F-2**						**GS1F-4**						**GS1F-6**	**GSID1F-4**
Dash Size	**6**	**6**	**8**	**10**	**12**	**16**	**20**	**6**	**8**	**10**	**12**	**16**	**20**	**20**	**10**
C5C															
C5CXH															
C5E															
C5M															
CM2TDL-XTF															
EFG3K															
EFG4K															
EFG5K															
EFG6K															
G1															
G2L															
G2XH															
J2AT															
M2T															
M3K															
M4K															
M500															
M5K															
MXG4K-XTP															
MXG5K-XTP															
MXT															
MXT-XTP															

The Gates eCrimp program is a web-based utility which allows users and distributors of Gates hydraulic and industrial hose products to find and print the most up to date crimp specifications with nothing more than an internet browser. This program can be used to find crimp data for all Gates crimpers. Custom result may be printed by selecting the crimper, hose and coupling. Optionally results may also be limited by die set and working pressure. The eCrimp web application can be directly accessed from a web browser by entering http://eCrimp.Gates.com for the website. The eCrimp mobile app is available for download for the iPhone and iPad from the App Store.

HOSE/CPLG. SELECTION
EQUIPMENT
HOSE SPECIFICATION
GLOBALSPIRAL COUPLINGS
STAINLESS STEEL SPIRAL COUPLINGS
MEGACRIMP COUPLINGS
STAINLESS STEEL BRAID COUPLINGS
POWER CRIMP COUPLINGS
FIELD ATTACHABLE - TYPE T COUPLINGS
FIELD ATTACHABLE - C5 COUPLINGS
FIELD ATTACHABLE - LOCK-ON COUPLINGS
C14 COUPLINGS & ASSEMBLIES
GLP & GL COUPLINGS
GLX COUPLINGS
PCTS THERMOPLASTIC COUPLINGS
POLARSEAL COUPLINGS (ACA, ACB, ACC)
POWER STEERING CPLGS. & TOC ASSEMBLIES
ADAPTERS
QUICK DISCONNECT COUPLERS
BALL VALVES
LIVE SWIVELS
ACCESSORIES
AIR BRAKE CPLGS. & ASSEMBLIES
KITS
BRASS

HOSE/CPLG. SELECTION
EQUIPMENT
HOSE SPECIFICATION
GLOBALSPIRAL COUPLINGS
STAINLESS STEEL SPIRAL COUPLINGS
MEGACRIMP COUPLINGS
STAINLESS STEEL BRAID COUPLINGS
POWER CRIMP COUPLINGS
FIELD ATTACHABLE - TYPE T COUPLINGS
FIELD ATTACHABLE - C5 COUPLINGS
FIELD ATTACHABLE - LOCK-ON COUPLINGS
C14 COUPLINGS & ASSEMBLIES
GLP & GL COUPLINGS
GLX COUPLINGS
PCTS THERMOPLASTIC COUPLINGS
POLARSEAL COUPLINGS (ACA, ACB, ACC)
POWER STEERING CPLGS. & TOC ASSEMBLIES
ADAPTERS
QUICK DISCONNECT COUPLERS
BALL VALVES
LIVE SWIVELS
ACCESSORIES
AIR BRAKE CPLGS. & ASSEMBLIES
KITS
BRASS

HYDRAULIC HOSE
FOR GLOBALSPIRAL™ PLUS & MAX COUPLINGS

	GLOBALSPIRAL™ PLUS COUPLINGS						GLOBALSPIRAL™ MAX COUPLINGS			
Ferrule	**GSP1F-2**		**GSP1F-4**		**PCBHB1F**		**One-Piece**			
Dash Size	**24**	**32**	**24**	**32**	**24**	**32**	**24**	**32**	**40**	**48**
C5M		●	●	●	●	●	●	●	●	●
EFG3K	●	●			●	●	●	●	●	●
EFG4K	●	●	●	●	●	●	●	●	●	
EFG5K	●	●	●	●	●	●				●
EFG6K	●	●	●	●	●	●			●	●
G1			●	●	●	●	●	●	●	●
G2L			●	●	●	●	●	●	●	●
G2XH			●	●	●	●	●	●	●	●
GMV			●	●	●	●	●	●	●	●
HO		●	●	●	●	●	●	●	●	●
LP350	●	●	●	●			●	●	●	●
M2T			●	●	●	●	●	●	●	●
MegaTech 500			●	●	●	●	●	●	●	●
MegaTech G5TB			●	●	●	●	●	●	●	●
MegaTech II			●	●	●	●	●	●	●	●
MultiMaster GMV MegaFlex			●	●	●	●	●	●	●	●
Plant Master Xtreme 501 AR			●	●	●	●	●	●	●	●

The Gates eCrimp program is a web-based utility which allows users and distributors of Gates hydraulic and industrial hose products to find and print the most up to date crimp specifications with nothing more than an internet browser. This program can be used to find crimp data for all Gates crimpers. Custom result may be printed by selecting the crimper, hose and coupling. Optionally results may also be limited by die set and working pressure. The eCrimp web application can be directly accessed from a web browser by entering http://eCrimp.Gates.com for the website. The eCrimp mobile app is available for download for the iPhone and iPad from the App Store.

Male Pipe (NPTF - 30° Cone Seat)



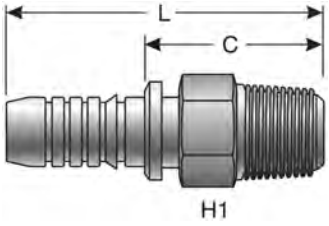

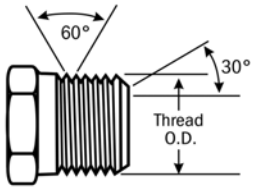

Part No.	Descr.	Prod. No.	⟷			H1	L		C	
			"	mm		"	"	mm	"	mm
G20100-0606	6GS-6MP	7347-20145	3/8	9.5	3/8-18	11/16	2.72	69.1	1.31	33.2
G20100-0608	6GS-8MP	7347-20155	3/8	9.5	1/2-14	7/8	2.87	73.0	1.46	37.2
G20100-0808	8GS-8MP	7347-20245	1/2	12.7	1/2-14	7/8	2.91	74.0	1.44	36.5
G20100-0812	8GS-12MP	7347-20265	1/2	12.7	3/4-14	1 1/16	3.03	77.0	1.56	39.5
G20100-1008	10GS-8MP	7347-20335	5/8	15.9	1/2-14	15/16	3.35	85.1	1.45	36.7
G20100-1012	10GS-12MP	7347-20355	5/8	15.9	3/4-14	1 1/8	3.58	91.0	1.60	40.7
G20100-1208	12GS-8MP	7347-20425	3/4	19.1	1/2-14	1 1/16	3.54	89.9	1.54	39.1
G20100-1212	12GS-12MP	7347-20445	3/4	19.1	3/4-14	1 1/16	3.54	89.9	1.54	39.1
G20100-1216	12GS-16MP	7347-20465	3/4	19.1	1-11 1/2	1 3/8	3.82	97.0	1.81	46.0
G20100-1612	16GS-12MP	7347-20535	1	25.4	3/4-14	1 3/8	3.98	101.1	1.74	44.2
G20100-1616	16GS-16MP	7347-20555	1	25.4	1-11 1/2	1 3/8	4.17	105.9	1.94	49.2
G20100-2020	20GS-20MP	7347-20645	1 1/4	31.8	1 1/4-11 1/2	1 3/4	5.00	127.0	2.20	55.9

Male Pipe (NPTF - 30° Cone Seat) - Long Hex



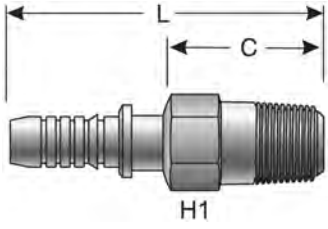

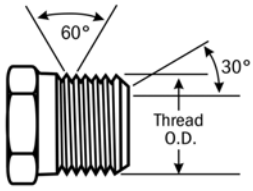

Part No.	Descr.	Prod. No.	⟷			H1	L		C	
			"	mm		"	"	mm	"	mm
G20103-1616	16GS-16MPLH	7347-76545	1	25.4	1-11 1/2	1 3/8	5.16	131.1	2.92	74.2

HOSE/CPLG. SELECTION
EQUIPMENT
HOSE SPECIFICATION
GLOBALSPIRAL COUPLINGS
STAINLESS STEEL SPIRAL COUPLINGS
MEGACRIMP COUPLINGS
STAINLESS STEEL BRAID COUPLINGS
POWER CRIMP COUPLINGS
FIELD ATTACHABLE - TYPE T COUPLINGS
FIELD ATTACHABLE - C5 COUPLINGS
FIELD ATTACHABLE - LOCK-ON COUPLINGS
C14 COUPLINGS & ASSEMBLIES
GLP & GL COUPLINGS
GLX COUPLINGS
PCTS THERMOPLASTIC COUPLINGS
POLARSEAL COUPLINGS (ACA, ACB, ACC)
POWER STEERING CPLGS. & TOC ASSEMBLIES
ADAPTERS
QUICK DISCONNECT COUPLERS
BALL VALVES
LIVE SWIVELS
ACCESSORIES
AIR BRAKE CPLGS. & ASSEMBLIES
KITS
BRASS

Male O-Ring Boss

SAE J1926/2 ISO 11926–2 Heavy Duty (S Series) Stud End.



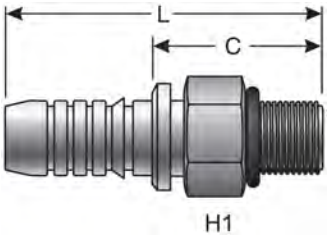

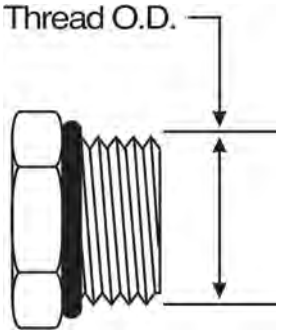

Part No.	Descr.	Prod. No.	⟷			H1	L		C	
			"	mm		"	"	mm	"	mm
G20120-0808	8GS-8MB	7347-21245	1/2	12.7	3/4-16	7/8	2.76	70.1	1.28	32.6
G20120-0810	8GS-10MB	7347-21255	1/2	12.7	7/8-14	1	2.83	71.9	1.34	34.0
G20120-1010	10GS-10MB	7347-21345	5/8	15.9	7/8-14	1	3.46	87.9	1.48	37.7
G20120-1012	10GS-12MB	7347-21355	5/8	15.9	1 1/16-12	1 1/4	3.46	87.9	1.48	37.7
G20120-1212	12GS-12MB	7347-21445	3/4	19.1	1 1/16-12	1 1/4	3.66	93.0	1.65	42.0
G20120-1612	16GS-12MB	7347-21535	1	25.4	1 1/16-12	1 3/8	3.98	101.1	1.74	44.2
G20120-1616	16GS-16MB	7347-21555	1	25.4	1 5/16-12	1 1/2	3.86	98.0	1.62	41.2
G20120-2020	20GS-20MB	7347-21645	1 1/4	31.8	1 5/8-12	1 7/8	4.53	115.1	1.73	43.9

Female MegaSeal Swivel

Gates High Performance Replacement for Female JIC Fittings – Connects to Standard Male JIC Termination.



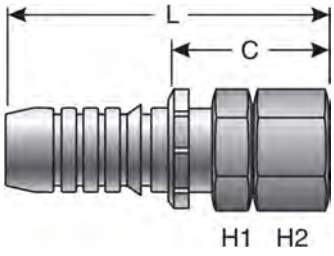

Part No.	Descr.	Prod. No.	⟷			H1	H2	L		C	
			"	mm		"	"	"	mm	"	mm
G20140-1212	12GS-12FMX	7347-69445	3/4	19.1	1 1/16-12	1 1/8	1 1/4	4.02	102.1	2.02	51.3
G20140-1616	16GS-16FMX	7347-69555	1	25.4	1 5/16-12	1 1/2	1 1/2	4.37	111.0	2.15	54.5

Female MegaSeal Swivel - 45° Bent Tube

Gates High Performance Replacement for Female JIC Fittings – Connects to Standard Male JIC Termination.



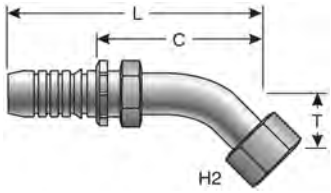

Part No.	Descr.	Prod. No.	⊖			H2	T		L		C	
			"	mm		"	"	mm	"	mm	"	mm
G20145-1212	12GS-12FMX45-032	7347-73275	3/4	19.1	1 1/16-12	1 1/4	1.26	32.0	5.08	129.0	3.09	78.5
G20145-1616	16GS-16FMX45-038	7347-70555	1	25.4	1 5/16-12	1 1/2	1.50	38.1	6.26	159.0	4.04	102.6

Female MegaSeal Swivel - 90° Bent Tube

Gates High Performance Replacement for Female JIC Fittings – Connects to Standard Male JIC Termination.



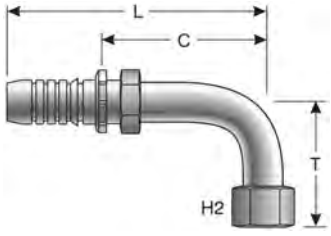

Part No.	Descr.	Prod. No.	⊖			H2	T		L		C	
			"	mm		"	"	mm	"	mm	"	mm
G20149-1212	12GS-12FMX90-048	7347-71445	3/4	19.1	1 1/16-12	1 1/4	1.89	48.0	4.72	119.9	2.72	69.1
G20149-1616	16GS-16FMX90-056	7347-71555	1	25.4	1 5/16-12	1 1/2	2.21	56.0	5.67	144.0	3.45	87.6
G20150-1212	12GS-12FMX90-058	7347-71395	3/4	19.1	1 1/16-12	1 1/4	2.28	57.9	4.72	119.9	2.73	69.4
G20150-1616	16GS-16FMX90-071	7347-71505	1	25.4	1 5/16-12	1 1/2	2.80	71.0	5.67	144.0	3.45	87.6
G20151-1212	12GS-12FMX90-096	7347-71405	3/4	19.1	1 1/16-12	1 1/4	3.78	96.0	4.72	119.9	2.72	69.1

Male JIC 37° Flare



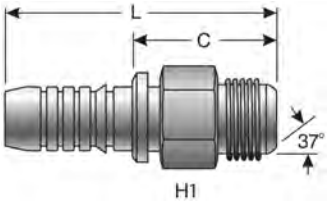

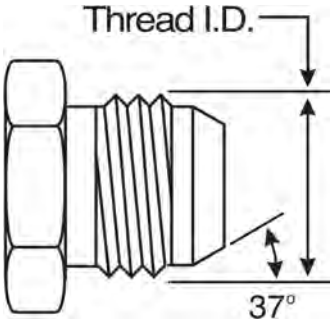

Part No.	Descr.	Prod. No.	⊖			H1	L		C	
			"	mm		"	"	mm	"	mm
G20165-0606	6GS-6MJ	7347-22145	3/8	9.5	9/16-18	11/16	2.60	66.0	1.19	30.2
G20165-0608	6GS-8MJ	7347-22155	3/8	9.5	3/4-16	13/16	2.76	70.1	1.35	34.2
G20165-0808	8GS-8MJ	7347-22245	1/2	12.7	3/4-16	13/16	2.83	71.9	1.36	34.5
G20165-0810	8GS-10MJ	7347-22255	1/2	12.7	7/8-14	7/8	2.95	74.9	1.48	37.5
G20165-1010	10GS-10MJ	7347-22345	5/8	15.9	7/8-14	15/16	3.62	91.9	1.64	41.7
G20165-1012	10GS-12MJ	7347-22355	5/8	15.9	1 1/16-12	1 1/16	3.70	94.0	1.72	43.7
G20165-1212	12GS-12MJ	7347-22445	3/4	19.1	1 1/16-12	1 1/8	3.66	93.0	1.65	42.0
G20165-1214	12GS-14MJ	7347-22455	3/4	19.1	1 3/16-12	1 1/4	3.70	94.0	1.69	43.0
G20165-1216	12GS-16MJ	7347-22465	3/4	19.1	1 5/16-12	1 5/16	3.78	96.0	1.77	45.0
G20165-1616	16GS-16MJ	7347-22555	1	25.4	1 5/16-12	1 3/8	4.09	104.0	1.86	47.2
G20165-1620	16GS-20MJ	7347-22585	1	25.4	1 5/8-12	1 3/4	4.27	108.5	2.04	51.7
G20165-2020	20GS-20MJ	7347-22645	1 1/4	31.8	1 5/8-12	1 3/4	4.92	125.0	2.12	53.9

Female JIC 37° Flare Swivel



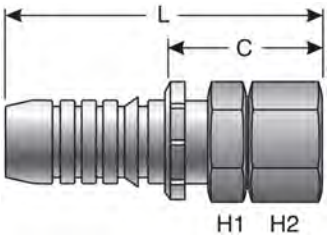

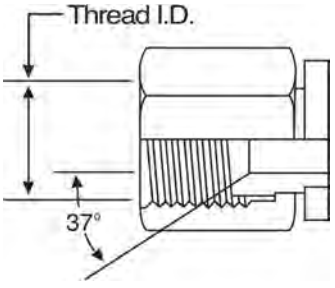

Part No.	Descr.	Prod. No.	⊖			H1	H2	L		C	
			"	mm		"	"	"	mm	"	mm
G20170-0606	6GS-6FJX	7347-24145	3/8	9.5	9/16-18	3/4	3/4	2.72	69.1	1.31	33.2
G20170-0608	6GS-8FJX	7347-24155	3/8	9.5	3/4-16	3/4	7/8	2.80	71.1	1.39	35.2
G20170-0808	8GS-8FJX	7347-24245	1/2	12.7	3/4-16	7/8	7/8	2.83	71.9	1.36	34.5
G20170-0810	8GS-10FJX	7347-24255	1/2	12.7	7/8-14	7/8	1 1/16	2.99	76.0	1.51	38.4
G20170-0812	8GS-12FJX	7347-24265	1/2	12.7	1 1/16-12	7/8	1 1/4	3.03	77.0	1.56	39.5
G20170-1010	10GS-10FJXMM	7347-82175	5/8	15.9	7/8-14	1 11/64	1 1/16	3.68	93.5	1.80	45.7
G20170-1012	10GS-12FJX	7347-24355	5/8	15.9	1 1/16-12	1	1 1/4	3.74	95.0	1.76	44.7

Parts Continued On Next Page

Female JIC 37° Flare Swivel - Continued

Part No.	Descr.	Prod. No.	⟷			H1	H2	L		C	
			"	mm		"	"	"	mm	"	mm
G20170-1210	12GS-10FJX	7347-24435	3/4	19.1	7/8-14	1 1/16	1 1/8	3.87	98.3	1.87	47.4
G20170-1212	12GS-12FJX	7347-24445	3/4	19.1	1 1/16-12	1	1 1/4	3.87	98.3	1.85	47.0
G20170-1214	12GS-14FJX	7347-24455	3/4	19.1	1 3/16-12	1 1/8	1 3/8	4.06	103.1	2.06	52.2
G20170-1216	12GS-16FJX	7347-24465	3/4	19.1	1 5/16-12	1 1/4	1 1/2	4.02	102.1	2.01	51.1
G20170-1612	16GS-12FJX	7347-24535	1	25.4	1 1/16-12	1 3/8	1 3/8	4.25	108.0	2.00	50.7
G20170-1614	16GS-14FJX	7347-24545	1	25.4	1 3/16-12	1 3/8	1 1/2	4.25	108.0	2.01	51.1
G20170-1616	16GS-16FJX	7347-24555	1	25.4	1 5/16-12	1 1/2	1 1/2	4.30	109.2	2.10	53.3
G20170-1620	16GS-20FJX	7347-24565	1	25.4	1 5/8-12	1 1/2	2	4.53	115.1	2.31	58.6
G20170-2016	20GS-16FJX	7347-24635	1 1/4	31.8	1 5/16-12	1 3/4	1 5/8	5.08	129.0	2.28	57.9
G20170-2020	20GS-20FJX	7347-24645	1 1/4	31.8	1 5/8-12	1 7/8	2	5.29	134.4	2.56	65.0
G20170-2024	20GS-24FJX	7347-24655	1 1/4	31.8	1 7/8-12	1 7/8	2 3/8	5.39	136.9	2.59	65.9

Female JIC 37° Flare Swivel - 45° Bent Tube



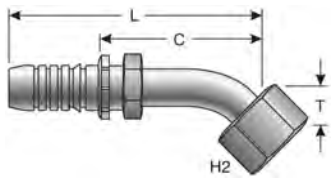

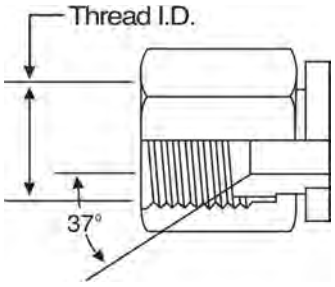

Part No.	Descr.	Prod. No.	⟷			H2	T		L		C	
			"	mm		"	"	mm	"	mm	"	mm
G20174-0606	6GS-6FJX45S	7347-25145	3/8	9.5	9/16-18	3/4	0.43	11.0	3.23	82.0	1.82	46.2
G20174-0608	6GS-8FJX45S	7347-25155	3/8	9.5	3/4-16	7/8	0.59	15.0	3.66	93.0	2.25	57.2
G20174-0808	8GS-8FJX45S	7347-25245	1/2	12.7	3/4-16	7/8	0.59	15.0	3.70	94.0	2.22	56.5
G20174-0810	8GS-10FJX45S	7347-25255	1/2	12.7	7/8-14	1 1/16	0.63	16.0	3.58	91.0	2.11	53.5
G20175-1010	10GS-10FJXMM45-018	7347-83275	5/8	15.9	7/8-14	1 1/16	0.71	18.0	4.45	113.0	2.48	63.0
G20174-1012	10GS-12FJX45S	7347-25355	5/8	15.9	1 1/16-12	1 1/4	0.83	21.0	4.80	121.9	2.82	71.7
G20174-1212	12GS-12FJX45S	7347-25445	3/4	19.1	1 1/16-12	1 1/4	0.83	21.0	5.12	130.1	3.11	79.0
G20174-1216	12GS-16FJX45S	7347-25465	3/4	19.1	1 5/16-12	1 1/2	0.95	24.1	5.39	136.9	3.39	86.1
G20174-1616	16GS-16FJX45S	7347-25555	1	25.4	1 5/16-12	1 1/2	0.95	24.1	5.98	151.9	3.77	95.7
G20175-1616	16GS-16FJX45M	7347-26555	1	25.4	1 5/16-12	1 1/2	1.50	38.1	6.30	160.0	4.08	103.6
G20174-1620	16GS-20FJX45S	7347-25565	1	25.4	1 5/8-12	2	0.98	24.9	6.46	164.1	4.23	107.5
G20175-2020	20GS-20FJX45-038	7347-76175	1 1/4	31.8	1 5/8-12	2	1.50	38.1	7.09	180.1	4.29	109.0

HOSE/CPLG. SELECTION
EQUIPMENT
HOSE SPECIFICATION
GLOBALSPIRAL COUPLINGS
STAINLESS STEEL SPIRAL COUPLINGS
MEGACRIMP COUPLINGS
STAINLESS STEEL BRAID COUPLINGS
POWER CRIMP COUPLINGS
FIELD ATTACHABLE - TYPE T COUPLINGS
FIELD ATTACHABLE - C5 COUPLINGS
FIELD ATTACHABLE - LOCK-ON COUPLINGS
C14 COUPLINGS & ASSEMBLIES
GLP & GL COUPLINGS
GLX COUPLINGS
PCTS THERMOPLASTIC COUPLINGS
POLARSEAL COUPLINGS (ACA, ACB, ACC)
POWER STEERING CPLGS. & TOC ASSEMBLIES
ADAPTERS
QUICK DISCONNECT COUPLERS
BALL VALVES
LIVE SWIVELS
ACCESSORIES
AIR BRAKE CPLGS. & ASSEMBLIES
KITS
BRASS

Female JIC 37° Flare Swivel - 90° Bent Tube



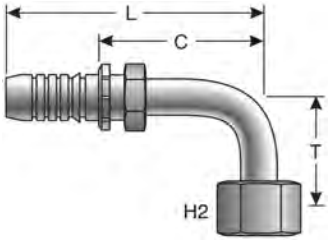

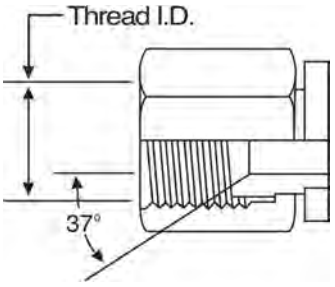

Part No.	Descr.	Prod. No.	⟷			H2	T		L		C	
			"	mm		"	"	mm	"	mm	"	mm
G20179-0606	6GS-6FJX90S	7347-27145	3/8	9.5	9/16-18	3/4	0.91	23.1	3.11	79.0	1.70	43.2
G20180-0606	6GS-6FJXMM90M	7347-84045	3/8	9.5	9/16-18	3/4	1.50	38.1	3.11	79.0	1.70	43.2
G20181-0606	6GS-6FJX90L	7347-29145	3/8	9.5	9/16-18	3/4	2.13	54.0	3.39	86.1	1.98	50.2
G20180-0608	6GS-8FJX90M	7347-28155	3/8	9.5	3/4-16	7/8	1.61	40.9	3.58	91.0	2.17	55.2
G20179-0810	8GS-10FJX90S	7347-27255	1/2	12.7	7/8-14	1 1/16	1.26	32.0	3.62	91.9	2.15	54.5
G20180-0810	8GS-10FJX90M	7347-28165	1/2	12.7	7/8-14	1 1/16	1.85	47.0	3.50	88.9	2.01	51.1
G20181-0810	8GS-10FJX90L	7347-29255	1/2	12.7	7/8-14	1 1/16	2.76	70.0	3.74	95.0	2.01	51.1
G20179-0812	8GS-12FJX90S	7347-27265	1/2	12.7	1 1/16-12	1 1/4	1.89	48.0	4.37	111.0	2.89	73.5
G20179-0808	8GS-8FJX90S	7347-27245	1/2	12.7	3/4-16	7/8	1.14	29.0	3.39	86.1	1.91	48.6
G20180-0808	8GS-8FJX90M	7347-28245	1/2	12.7	3/4-16	7/8	1.61	40.9	3.62	91.9	2.15	54.6
G20181-0808	8GS-8FJX90L	7347-29245	1/2	12.7	3/4-16	7/8	2.52	64.0	3.62	91.9	2.15	54.6
G20182-0808	8GS-8FJX90XL	7347-73065	1/2	12.7	3/4-16	7/8	4.06	103.0	3.62	91.9	2.15	54.5
G20179-1010	10GS-10FJXMM90-036	7347-84275	5/8	15.9	7/8-14	1 1/16	1.42	36.1	4.37	111.0	2.40	61.0
G20180-1010	10GS-10FJXMM90M	7347-84285	5/8	15.9	7/8-14	1 1/16	1.85	47.0	4.21	106.9	2.24	57.0
G20180-1012	10GS-12FJX90M	7347-28355	5/8	15.9	1 1/16-12	1 1/4	2.28	57.9	4.76	120.9	2.78	70.7
G20179-1212	12GS-12FJX90S	7347-27445	3/4	19.1	1 1/16-12	1 1/4	1.89	48.0	4.45	113.0	2.68	68.0
G20180-1212	12GS-12FJX90M	7347-28445	3/4	19.1	1 1/16-12	1 1/4	2.28	57.9	4.45	113.0	2.68	68.0
G20181-1212	12GS-12FJX90L	7347-29445	3/4	19.1	1 1/16-12	1 1/4	3.78	96.0	4.45	113.0	2.44	62.0
G20179-1216	12GS-16FJX90S	7347-27465	3/4	19.1	1 5/16-12	1 1/2	2.21	56.0	5.31	134.9	3.31	84.1
G20180-1216	12GS-16FJX90M	7347-28465	3/4	19.1	1 5/16-12	1 1/2	2.80	71.0	5.31	134.9	3.31	84.1
G20181-1616	16GS-16FJX90L	7347-29555	1	25.4	1 5/16-12	1 1/2	4.33	110.0	5.67	144.0	3.45	87.6
G20179-1616	16GS-16FJX90S	7347-27555	1	25.4	1 5/16-12	1 1/2	2.21	56.0	5.67	144.0	3.45	87.6
G20180-1616	16GS-16FJX90M	7347-28555	1	25.4	1 5/16-12	1 1/2	2.80	71.0	5.67	144.0	3.45	87.6
G20181-1620	16GS-20FJX90L	7347-29565	1	25.4	1 5/8-12	2	5.08	129.0	6.06	153.9	3.84	97.6
G20179-2020	20GS-20FJX90S	7347-27645	1 1/4	31.8	1 5/8-12	2	2.52	64.0	6.85	174.0	4.05	102.9
G20180-2020	20GS-20FJX90M	7347-28645	1 1/4	31.8	1 5/8-12	2	3.07	78.0	6.85	174.0	4.05	102.9
G20181-2020	20GS-20FJX90L	7347-29645	1 1/4	31.8	1 5/8-12	2	5.08	129.0	6.85	174.0	4.05	102.9
G20180-2024	20GS-24FJX90M	7347-28655	1 1/4	31.8	1 7/8-12	2 3/8	3.39	86.0	7.32	185.9	4.52	114.9

Male Flat-Face O-Ring

Includes Peroxide–cured O–Ring.
Metric Hex per ISO Draft International Standard 12151–1.
Utilizes SAE J1453 Captive O–Ring Groove for Improved O–Ring Retention.



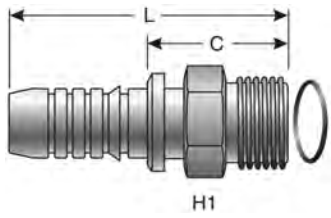

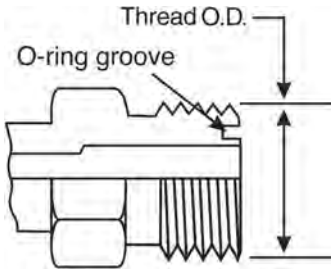

Part No.	Descr.	Prod. No.	⟷			H1	L		C	
			"	mm		mm	"	mm	"	mm
G20225-0606	6GS-6MFFOR	7347-23865	3/8	9.5	11/16-16	19	2.52	64.0	1.11	28.2
G20225-0808	8GS-8MFFOR	7347-23825	1/2	12.7	13/16-16	22	2.68	68.1	1.20	30.5
G20225-0810	8GS-10MFFOR	7347-23895	1/2	12.7	1-14	27	2.91	74.0	1.44	36.5
G20225-1010	10GS-10MFFOR	7347-23875	5/8	15.9	1-14	27	3.42	86.9	1.45	36.7
G20225-1012	10GS-12MFFOR	7347-23885	5/8	15.9	1 3/16-12	32	3.50	88.9	1.52	38.7
G20225-1212	12GS-12MFFOR	7347-23835	3/4	19.1	1 3/16-12	32	3.50	88.9	1.50	38.1
G20225-1216	12GS-16MFFOR	7347-23845	3/4	19.1	1 7/16-12	41	3.74	95.0	1.73	44.0
G20225-1616	16GS-16MFFOR	7347-23815	1	25.4	1 7/16-12	41	4.02	102.1	1.78	45.2
G20225-1620	16GS-20MFFOR	7347-23925	1	25.4	1 11/16-12	50	4.17	105.9	1.94	49.2
G20225-2020	20GS-20MFFOR	7347-23855	1 1/4	31.8	1 11/16-12	50	4.72	119.9	1.93	49.0

Female Flat-Face O-Ring Swivel

Metric Hex per ISO Draft International Standard 12151–1.
SAE J1453 O–Ring Face Seal.



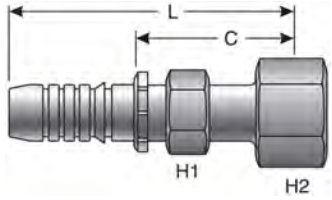

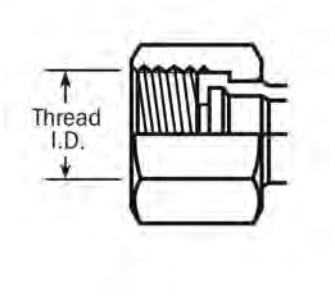

Part No.	Descr.	Prod. No.	⟷			H1	H2	L		C	
			"	mm		mm	mm	"	mm	"	mm
G20230-0606	6GS-6FFORX	7347-30145	3/8	9.5	11/16-16	22	22.1	2.72	69.1	1.31	33.2
G20230-0608	6GS-8FFORX	7347-30155	3/8	9.5	13/16-16	22	24.1	2.83	71.9	1.43	36.2
G20230-0808	8GS-8FFORX	7347-30245	1/2	12.7	13/16-16	24	24.1	2.87	73.0	1.34	34.0
G20230-0810	8GS-10FFORX	7347-30255	1/2	12.7	1-14	24	30	3.07	78.0	1.59	40.5
G20230-0812	8GS-12FFORX	7347-30265	1/2	12.7	1 3/16-12	24	36.1	3.11	79.0	1.63	41.5

Parts Continued On Next Page

Female Flat-Face O-Ring Swivel - Continued

Metric Hex per ISO Draft International Standard 12151–1.
SAE J1453 O–Ring Face Seal.

Part No.	Descr.	Prod. No.	⟷					H1	H2	L		C	
			"	mm		mm	mm	"	mm	"	mm
G20230-1010	10GS-10FFORX	7347-30345	5/8	15.9	1-14	30	30	3.70	94.0	1.68	42.7
G20230-1012	10GS-12FFORX	7347-30355	5/8	15.9	1 3/16-12	30	36.1	3.74	95.0	1.76	44.7
G20230-1210	12GS-10FFORX	7347-30435	3/4	19.1	1-14	32	30	3.82	97.0	1.81	46.0
G20230-1212	12GS-12FFORX	7347-30445	3/4	19.1	1 3/16-12	32	36.1	3.96	100.5	1.95	49.5
G20230-1212T	12GS-12FFORX-TCX*	7322-50035	3/4	19.1	1 3/16-12	32	36.1	3.96	100.5	1.95	49.5
G20230-1216	12GS-16FFORX	7347-30465	3/4	19.1	1 7/16-12	32	40.9	4.06	103.1	2.05	52.1
G20230-1216T	12GS-16FFORX-TCX*	7322-50055	3/4	19.1	1 7/16-12	32	40.9	4.06	103.1	2.05	52.1
G20230-1612	16GS-12FFORX	7347-30535	1	25.4	1 3/16-12	36	36.1	5.15	130.8	2.92	74.2
G20230-1616	16GS-16FFORX	7347-30555	1	25.4	1 7/16-12	41	40.9	4.36	110.7	2.15	54.6
G20230-1616T	16GS-16FFORX-TCX*	7322-50095	1	25.4	1 7/16-12	41	40.9	4.37	111.0	2.15	54.6
G20230-1620	16GS-20FFORX	7347-30565	1	25.4	1 11/16-12	41	50	4.36	110.7	2.14	54.3
G20230-2020	20GS-20FFORX	7347-30645	1 1/4	31.8	1 11/16-12	50	50	5.04	128.0	2.24	56.9

**TuffCoat Xtreme™ Plating*

Female Flat-Face O-Ring Swivel - 45° Bent Tube

Metric Hex per ISO Draft International Standard 12151–1.
SAE J1453 O–Ring Face Seal.



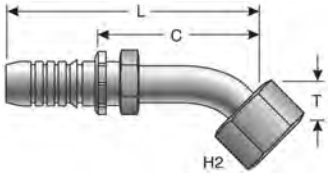

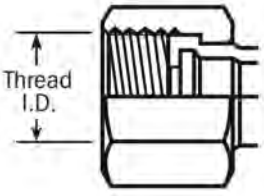

Part No.	Descr.	Prod. No.	⟷					H2	T		L		C	
			"	mm		mm	"	mm	"	mm	"	mm
G20234-0606	6GS-6FFORX45S	7347-31145	3/8	9.5	11/16-16	22.1	0.43	11.0	3.23	82.0	1.82	46.2
G20234-0608	6GS-8FFORX45S	7347-31155	3/8	9.5	13/16-16	24.1	0.59	15.0	3.66	93.0	2.25	57.2
G20234-0808	8GS-8FFORX45S	7347-31245	1/2	12.7	13/16-16	24.1	0.59	15.0	3.70	94.0	2.22	56.5
G20234-0810	8GS-10FFORX45S	7347-31255	1/2	12.7	1-14	30	0.63	16.0	3.90	99.1	2.42	61.5
G20234-1010	10GS-10FFORX45S	7347-31345	5/8	15.9	1-14	30	0.63	16.0	4.37	111.0	2.39	60.7
G20234-1212	12GS-12FFORX45S	7347-31445	3/4	19.1	1 3/16-12	36.1	0.83	21.0	4.92	125.0	2.91	73.9
G20234-1212T	12GS-12FFORX45S-TCX*	7322-50045	3/4	19.1	1 3/16-12	36.1	0.83	21.0	4.92	125.0	2.91	73.9
G20234-1216	12GS-16FFORX45S	7347-31465	3/4	19.1	1 7/16-12	24.1	0.95	24.1	5.39	136.9	3.39	86.1
G20234-1616	16GS-16FFORX45S	7347-31555	1	25.4	1 7/16-12	24.1	0.95	24.1	5.67	144.0	3.47	88.1
G20234-1616T	16GS-16FFORX45S-TCX*	7322-50105	1	25.4	1 7/16-12	24.1	0.95	24.1	5.67	144.0	3.47	88.1
G20234-1620	16GS-20FFORX45S	7347-31565	1	25.4	1 11/16-12	50	0.98	24.9	6.46	164.1	4.24	107.6
G20234-2020	20GS-20FFORX45-032	7347-76045	1 1/4	31.8	1 11/16-12	50	1.26	32.0	7.09	180.1	4.29	109.0

**TuffCoat Xtreme™ Plating*

Female Flat-Face O-Ring Swivel - 90° Bent Tube

Metric Hex per ISO Draft International Standard 12151–1.
SAE J1453 O–Ring Face Seal.



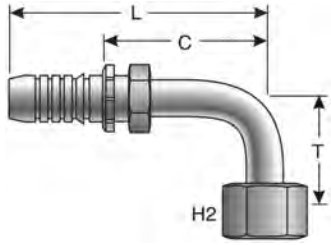

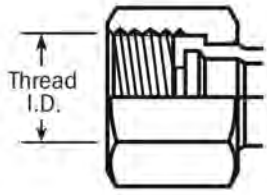

Part No.	Descr.	Prod. No.	⊖		⦚	H2	T		L		C	
			"	mm		mm	"	mm	"	mm	"	mm
G20239-0606	6GS-6FFORX90S	7347-32145	3/8	9.5	11/16-16	22.1	0.91	23.1	3.07	78.0	1.66	42.2
G20239-0606T	6GS-6FFORX90S-TCX*	7322-50015	3/8	9.5	11/16-16	22.1	0.91	23.1	3.07	78.0	1.66	42.2
G20241-0606	6GS-6FFORX90L	7347-34145	3/8	9.5	11/16-16	22.1	2.13	54.1	3.35	85.1	1.94	49.2
G20239-0810	8GS-10FFORX90S	7347-32255	1/2	12.7	1-14	30	1.26	32.0	3.98	101.1	2.50	63.5
G20240-0810	8GS-10FFORX90M	7347-33255	1/2	12.7	1-14	30	1.85	47.0	3.98	101.1	2.50	63.5
G20241-0810	8GS-10FFORX90L	7347-34255	1/2	12.7	1-14	30	2.76	70.1	3.98	101.1	2.50	63.5
G20239-0812	8GS-12FFORX90S	7347-32265	1/2	12.7	1 3/16-12	36.1	1.89	48.0	4.21	106.9	2.74	69.5
G20239-0808	8GS-8FFORX90S	7347-32245	1/2	12.7	13/16-16	24.1	1.14	29.0	3.39	86.1	1.91	48.5
G20241-0808	8GS-8FFORX90-083	7347-73845	1/2	12.7	13/16-16	24.1	3.27	83.1	3.39	86.1	1.91	48.5
G20240-0808	8GS-8FFORX90M	7347-33245	1/2	12.7	13/16-16	24.1	1.61	40.9	3.39	86.1	1.91	48.5
G20239-1010	10GS-10FFORX90S	7347-32345	5/8	15.9	1-14	30	1.26	32.0	4.20	106.7	2.22	56.3
G20240-1010	10GS-10FFORX90M	7347-33345	5/8	15.9	1-14	30	1.85	47.0	4.21	106.9	2.23	56.7
G20241-1010	10GS-10FFORX90L	7347-34345	5/8	15.9	1-14	30	2.76	70.1	4.45	113.0	2.47	62.7
G20239-1012	10GS-12FFORX90S	7347-32355	5/8	15.9	1 3/16-12	36.1	1.89	48.0	4.21	106.9	2.94	74.7
G20239-1210	12GS-10FFORX90S	7347-32435	3/4	19.1	1-14	30	1.26	32.0	4.37	111.0	2.36	59.9
G20239-1212	12GS-12FFORX90S	7347-32445	3/4	19.1	1 3/16-12	36.1	1.89	48.0	5.04	128.0	3.03	77.0
G20239-1212T	12GS-12FFORX90S-TCX*	7322-50075	3/4	19.1	1 3/16-12	36.1	1.89	48.0	5.04	128.0	3.03	77.0
G20240-1212	12GS-12FFORX90M	7347-33445	3/4	19.1	1 3/16-12	36.1	2.28	57.9	5.04	128.0	3.03	77.0
G20241-1212	12GS-12FFORX90L	7347-34445	3/4	19.1	1 3/16-12	36.1	3.78	96.0	5.04	128.0	3.03	77.0
G20239-1216	12GS-16FFORX90S	7347-32465	3/4	19.1	1 7/16-12	40.9	2.21	56.1	5.39	136.9	3.39	86.1
G20240-1216	12GS-16FFORX90M	7347-33465	3/4	19.1	1 7/16-12	40.9	2.80	71.1	5.39	136.9	3.39	86.1
G20241-1216	12GS-16FFORX90L	7347-34465	3/4	19.1	1 7/16-12	40.9	4.49	114.0	5.39	136.9	3.39	86.1
G20239-1616	16GS-16FFORX90S	7347-32555	1	25.4	1 7/16-12	40.9	2.21	56.1	5.67	144.0	3.45	87.6
G20239-1616T	16GS-16FFORX90S-TCX*	7322-50115	3/4	25.4	1 7/16-12	40.9	2.21	56.1	5.67	144.0	3.45	87.6
G20240-1616	16GS-16FFORX90M	7347-33555	1	25.4	1 7/16-12	40.9	2.80	71.1	5.67	144.0	3.45	87.6
G20241-1616	16GS-16FFORX90L	7347-34555	1	25.4	1 7/16-12	40.9	4.49	114.0	5.67	144.0	3.45	87.6
G20239-1620	16GS-20FFORX90S	7347-32565	1	25.4	1 11/16-12	50	2.52	64.0	6.06	153.9	3.73	94.7
G20240-1620	16GS-20FFORX90M	7347-33565	1	25.4	1 11/16-12	50	3.07	78.0	6.05	153.7	3.83	97.2
G20239-2020	20GS-20FFORX90S	7347-32645	1 1/4	31.8	1 11/16-12	50	2.52	64.0	6.77	172.0	3.97	100.9
G20240-2020	20GS-20FFORX90M	7347-33645	1 1/4	31.8	1 11/16-12	50	3.07	78.0	6.77	172.0	3.97	100.9
G20241-2020	20GS-20FFORX90L	7347-34645	1 1/4	31.8	1 11/16-12	50	5.08	129.0	6.77	172.0	3.97	100.9
G20239-2024	20GS-24FFORX90-064	7347-76985	1 1/4	31.8	2-12	60	2.52	64.0	6.77	172.0	3.97	100.9

**TuffCoat Xtreme™ Plating*

HOSE/CPLG. SELECTION
EQUIPMENT
HOSE SPECIFICATION
GLOBALSPIRAL COUPLINGS
STAINLESS STEEL SPIRAL COUPLINGS
MEGACRIMP COUPLINGS
STAINLESS STEEL BRAID COUPLINGS
POWER CRIMP COUPLINGS
FIELD ATTACHABLE - TYPE T COUPLINGS
FIELD ATTACHABLE - C5 COUPLINGS
FIELD ATTACHABLE - LOCK-ON COUPLINGS
C14 COUPLINGS & ASSEMBLIES
GLP & GL COUPLINGS
GLX COUPLINGS
PCTS THERMOPLASTIC COUPLINGS
POLARSEAL COUPLINGS (ACA, ACB, ACC)
POWER STEERING CPLGS. & TOC ASSEMBLIES
ADAPTERS
QUICK DISCONNECT COUPLERS
BALL VALVES
LIVE SWIVELS
ACCESSORIES
AIR BRAKE CPLGS. & ASSEMBLIES
KITS
BRASS

Code 61 O-Ring Flange

–8FL through -16FL Max. W.P. 5,000 psi; –20FL Max. W.P. 4,000 psi.; -24FL Max. W.P. 3,000 psi.
See Accessories for O–Rings.



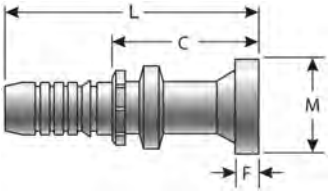

Part No.	Descr.	Prod. No.	⟷		M		L		C		F	
			"	mm	"	mm	"	mm	"	mm	"	mm
G20300-0608	6GS-8FL	7347-41155	3/8	9.5	1.19	30.2	3.54	89.9	2.13	54.2	0.27	6.9
G20300-0808	8GS-8FL	7347-41245	1/2	12.7	1.19	30.2	3.66	93.0	2.19	55.5	0.27	6.9
G20300-0812	8GS-12FL	7347-41265	1/2	12.7	1.50	38.1	3.86	98.0	2.38	60.5	0.27	6.9
G20300-1012	10GS-12FL	7347-41355	5/8	15.9	1.50	38.1	4.29	109.0	2.31	58.7	0.27	6.9
G20300-1208	12GS-8FL	7347-41425	3/4	19.1	1.19	30.2	4.41	112.0	2.40	61.0	0.27	6.9
G20300-1212	12GS-12FL	7347-41445	3/4	19.1	1.50	38.1	4.37	111.0	2.36	59.9	0.27	6.9
G20300-1216	12GS-16FL	7347-41465	3/4	19.1	1.75	44.5	4.37	111.0	2.36	59.9	0.32	8.1
G20300-1220	12GS-20FL	7347-41475	3/4	19.1	2.00	50.8	4.37	111.0	2.36	59.9	0.32	8.1
G20300-1616	16GS-16FL	7347-41555	1	25.4	1.75	44.5	4.92	125.0	2.70	68.6	0.32	8.1
G20300-1620	16GS-20FL	7347-41565	1	25.4	2.00	50.8	4.92	125.0	2.69	68.2	0.32	8.1
G20300-1624	16GS-24FL	7347-41575	1	25.4	2.38	60.5	4.92	125.0	1.90	48.2	0.32	8.1
G20300-2020	20GS-20FL	7347-41645	1 1/4	31.8	2.00	50.8	5.75	146.1	2.95	75.0	0.32	8.1
G20300-2024	20GS-24FL	7347-41655	1 1/4	31.8	2.38	60.5	6.30	160.0	3.50	88.9	0.32	8.1

Code 61 Komatsu Style O-Ring Flange

Max. W.P. 5,000 psi.
See Accessories for O–Rings.



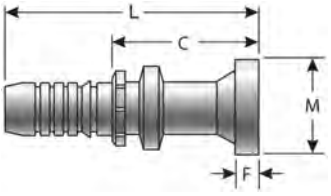

Part No.	Descr.	Prod. No.	⟷		M		L		C		F	
			"	mm	"	mm	"	mm	"	mm	"	mm
G20300-1010	10GS-10FLK	7347-73335	5/8	15.9	1.35	34.3	4.49	114.0	2.51	63.7	0.27	6.9
G20300-1210	12GS-10FLK	7347-73375	3/4	19.1	1.35	34.3	4.33	110.0	2.32	58.9	0.27	6.9

Code 61 O-Ring Flange Long Neck

–12FL and –16FL Max. W.P. 5,000 psi.
See Accessories for O–Rings.



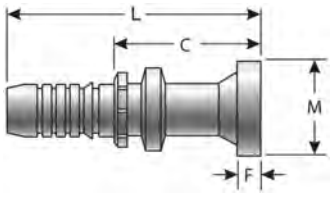

Part No.	Descr.	Prod. No.	⊖		M		L		C		F	
			"	mm	"	mm	"	mm	"	mm	"	mm
G20301-1212	12GS-12FLL	7347-41455	3/4	19.1	1.50	38.1	5.20	132.1	3.19	81.0	0.27	6.9
G20301-1616	16GS-16FLL	7347-41545	1	25.4	1.75	44.5	5.63	143.0	3.41	86.6	0.32	8.1

Code 61 O-Ring Flange - 22 1/2° Bent Tube

–8FL through -16FL Max. W.P. 5,000 psi; –20FL Max. W.P. 4,000 psi; –24FL Max. W.P. 3,000 psi.
S, M and L Drops per ISO Final Draft International Standard 12151–3.
See Accessories for O–Rings.



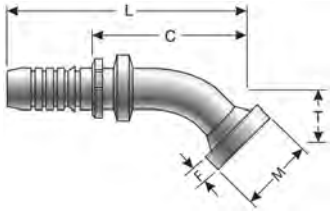

Part No.	Descr.	Prod. No.	⊖		M		T		L		C		F	
			"	mm	"	mm	"	mm	"	mm	"	mm	"	mm
G20302-0808	8GS-8FL22M	7347-42245	1/2	12.7	1.19	30.2	0.35	8.9	3.78	96.0	2.30	58.5	0.27	6.9
G20302-1212	12GS-12FL22M	7347-42445	3/4	19.1	1.50	38.1	0.43	11.0	5.16	131.1	3.15	80.0	0.27	6.9
G20302-1216	12GS-16FL22M	7347-42465	3/4	19.1	1.75	44.5	0.55	14.0	5.24	133.1	3.23	82.0	0.32	8.1
G20302-1616	16GS-16FL22M	7347-42555	1	25.4	1.75	44.5	0.55	14.0	6.10	154.9	3.88	98.6	0.32	8.1
G20302-1620	16GS-20FL22M	7347-42565	1	25.4	2.00	50.8	0.59	15.0	6.61	167.9	4.37	111.0	0.32	8.1
G20302-2020	20GS-20FL22M	7347-42645	1 1/4	31.8	2.00	50.8	0.59	15.0	7.01	178.1	4.21	106.9	0.32	8.1
G20302-2024	20GS-24FL22M	7347-42655	1 1/4	31.8	2.38	60.5	0.71	18.0	7.32	185.9	4.52	114.9	0.32	8.1

HOSE/CPLG. SELECTION
EQUIPMENT
HOSE SPECIFICATION
GLOBALSPIRAL COUPLINGS
STAINLESS STEEL SPIRAL COUPLINGS
MEGACRIMP COUPLINGS
STAINLESS STEEL BRAID COUPLINGS
POWER CRIMP COUPLINGS
FIELD ATTACHABLE - TYPE T COUPLINGS
FIELD ATTACHABLE - C5 COUPLINGS
FIELD ATTACHABLE - LOCK-ON COUPLINGS
C14 COUPLINGS & ASSEMBLIES
GLP & GL COUPLINGS
GLX COUPLINGS
PCTS THERMOPLASTIC COUPLINGS
POLARSEAL COUPLINGS (ACA, ACB, ACC)
POWER STEERING CPLGS. & TOC ASSEMBLIES
ADAPTERS
QUICK DISCONNECT COUPLERS
BALL VALVES
LIVE SWIVELS
ACCESSORIES
AIR BRAKE CPLGS. & ASSEMBLIES
KITS
BRASS

Code 61 O-Ring Flange - 30° Bent Tube

–12FL and –16FL Max. W.P. 5,000 psi; –20FL Max. W.P. 4,000 psi; –24FL Max. W.P. 3,000 psi.
S, M and L Drops per ISO Final Draft International Standard 12151–3.
See Accessories for O–Rings.



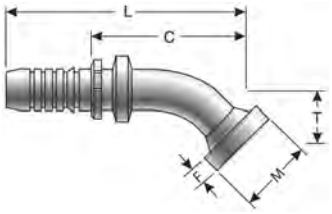

Part No.	Descr.	Prod. No.	⟷		M		T		L		C		F	
			"	mm	"	mm	"	mm	"	mm	"	mm	"	mm
G20304-1212	12GS-12FL30M	7347-43445	3/4	19.1	1.50	38.1	0.63	16.0	5.08	129.0	3.07	78.0	0.27	6.9
G20304-1216	12GS-16FL30M	7347-43465	3/4	19.1	1.75	44.5	0.75	19.1	4.76	120.9	2.76	70.1	0.32	8.1
G20304-1616	16GS-16FL30M	7347-43555	1	25.4	1.75	44.5	0.75	19.1	6.02	152.9	3.80	96.6	0.32	8.1
G20304-1620	16GS-20FL30M	7347-43565	1	25.4	2.00	50.8	0.87	22.1	6.54	166.1	4.29	109.0	0.32	8.1
G20304-2020	20GS-20FL30M	7347-43645	1 1/4	31.8	2.00	50.8	0.87	22.1	6.93	176.0	4.13	104.9	0.32	8.1
G20304-2024	20GS-24FL30M	7347-43655	1 1/4	31.8	2.38	60.5	1.18	30.0	7.17	182.1	4.37	110.9	0.32	8.1

Code 61 O-Ring Flange - 45° Bent Tube

–8FL through -16FL Max. W.P. 5,000 psi; –20FL Max. W.P. 4,000 psi; –24FL Max. W.P. 3,000 psi.
S, M and L Drops per ISO Final Draft International Standard 12151–3.
See Accessories for O–Rings.



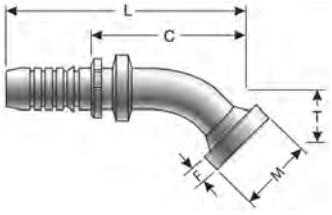

Part No.	Descr.	Prod. No.	⟷		M		T		L		C		F	
			"	mm	"	mm	"	mm	"	mm	"	mm	"	mm
G20307-0808	8GS-8FL45M	7347-44245	1/2	12.7	1.19	30.2	0.75	19.1	3.70	94.0	2.22	56.5	0.27	6.9
G20307-0812	8GS-12FL45M	7347-44265	1/2	12.7	1.50	38.1	1.02	25.9	3.98	101.1	2.50	63.5	0.27	6.9
G20307-1012	10GS-12FL45M	7347-44355	5/8	15.9	1.50	38.1	1.02	25.9	5.00	127.0	3.02	76.7	0.27	6.9
G20307-1212	12GS-12FL45M	7347-44445	3/4	19.1	1.50	38.1	1.02	25.9	4.88	124.0	2.87	72.9	0.27	6.9
G20306-1216	12GS-16FL45S	7347-73135	3/4	19.1	1.75	44.5	1.10	28.0	4.96	126.0	2.95	75.0	0.32	8.1
G20307-1616	16GS-16FL45M	7347-44555	1	25.4	1.75	44.5	1.26	32.0	5.79	147.1	3.57	90.6	0.32	8.1
G20307-1620	16GS-20FL45M	7347-44565	1	25.4	2.00	50.8	1.50	38.1	6.22	158.5	3.97	100.8	0.32	8.1
G20307-2016	20GS-16FL45M	7347-44635	1 1/4	31.8	1.75	44.5	1.26	32.0	6.42	163.1	3.62	91.9	0.32	8.1
G20306-2020	20GS-20FL45S	7347-73565	1 1/4	31.8	2.00	50.8	1.26	32.0	6.69	169.9	3.89	98.9	0.32	8.1
G20306-2024	20GS-24FL45S	7347-73575	1 1/4	31.8	2.38	60.5	1.50	38.1	6.93	176.0	4.13	104.8	0.32	8.1

Code 61 O-Ring Flange - 60° Bent Tube

–8FL through -16FL Max. W.P. 5,000 psi; –20FL Max. W.P. 4,000 psi; –24FL Max. W.P. 3,000 psi.
S, M and L Drops per ISO Final Draft International Standard 12151–3.
See Accessories for O–Rings.



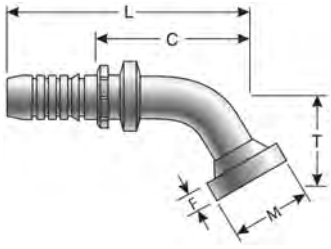

Part No.	Descr.	Prod. No.	⟷		M		T		L		C		F	
			"	mm	"	mm	"	mm	"	mm	"	mm	"	mm
G20309-0808	8GS-8FL60M	7347-45245	1/2	12.7	1.19	30.2	1.06	27.0	4.09	104.0	2.62	66.5	0.27	6.9
G20309-1212	12GS-12FL60M	7347-45445	3/4	19.1	1.50	38.1	1.46	37.1	5.39	136.9	3.39	86.1	0.27	6.9
G20309-1616	16GS-16FL60M	7347-45555	1	25.4	1.75	44.5	1.73	43.9	6.18	157.0	3.96	100.6	0.32	8.1
G20309-1620	16GS-20FL60M	7347-45565	1	25.4	2.00	50.8	2.17	55.1	6.18	157.0	3.95	100.2	0.32	8.1
G20309-2020	20GS-20FL60M	7347-45645	1 1/4	31.8	2.00	50.8	2.17	55.1	7.36	186.9	4.56	115.9	0.32	8.1
G20309-2024	20GS-24FL60M	7347-45655	1 1/4	31.8	2.38	60.5	2.52	64.0	7.68	195.1	4.88	123.9	0.32	8.1

Code 61 O-Ring Flange - 67 1/2° Bent Tube

–12FL and –16FL Max. W.P. 5,000 psi; –20FL Max. W.P. 4,000 psi; –24FL Max. W.P. 3,000 psi.
S, M and L Drops per ISO Final Draft International Standard 12151–3.
See Accessories for O–Rings.



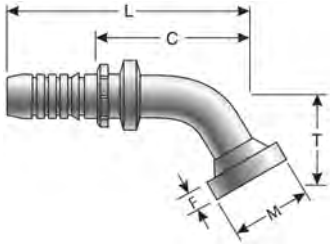

Part No.	Descr.	Prod. No.	⟷		M		T		L		C		F	
			"	mm	"	mm	"	mm	"	mm	"	mm	"	mm
G20311-1212	12GS-12FL67M	7347-46445	3/4	19.1	1.50	38.1	1.65	41.9	5.20	132.1	3.19	81.0	0.27	6.9
G20311-1216	12GS-16FL67M	7347-46465	3/4	19.1	1.75	44.5	2.01	51.1	5.08	129.0	3.07	78.0	0.32	8.1
G20311-1616	16GS-16FL67M	7347-46555	1	25.4	1.75	44.5	2.01	51.1	5.94	150.9	3.72	94.6	0.32	8.1
G20311-1620	16GS-20FL67M	7347-46565	1	25.4	2.00	50.8	2.52	64.0	5.83	148.1	3.59	91.2	0.32	8.1
G20311-2020	20GS-20FL67M	7347-46645	1 1/4	31.8	2.00	50.8	2.52	64.0	7.01	178.1	4.24	107.7	0.32	8.1
G20311-2024	20GS-24FL67S	7347-76605	1 1/4	31.8	2.38	60.5	2.01	51.1	6.46	164.1	3.66	93.0	0.32	8.1

Code 61 O-Ring Flange - 90° Bent Tube

–8FL through -16FL Max. W.P. 5,000 psi; –20FL Max. W.P. 4,000 psi; –24FL Max. W.P. 3,000 psi.
S, M and L Drops per ISO Final Draft International Standard 12151–3.
See Accessories for O–Rings.



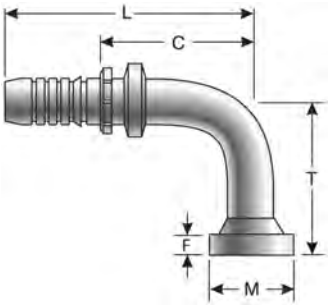

Part No.	Descr.	Prod. No.	⟷		M		T		L		C		F	
			"	mm	"	mm	"	mm	"	mm	"	mm	"	mm
G20315-0808	8GS-8FL90M	7347-74245	1/2	12.7	1.19	30.2	1.58	40.1	3.46	87.9	1.99	50.5	0.27	6.9
G20315-0812	8GS-12FL90M	7347-74265	1/2	12.7	1.50	38.1	2.28	57.9	3.46	87.9	1.98	50.4	0.27	6.9
G20315-1012	10GS-12FL90M	7347-74355	5/8	15.9	1.50	38.1	2.28	57.9	4.33	110.0	2.35	59.7	0.27	6.9
G20317-1212	12GS-12FL90-100	7347-73905	3/4	19.1	1.50	38.1	3.94	100.0	4.41	112.0	2.80	71.1	0.27	6.9
G20318-1212	12GS-12FL90-125	7347-73985	3/4	19.1	1.50	38.1	4.92	125.0	4.80	121.9	2.80	71.1	0.27	6.9
G20315-1212	12GS-12FL90M	7347-74445	3/4	19.1	1.50	38.1	2.28	57.9	4.41	112.0	2.40	61.0	0.27	6.9
G20314-1216	12GS-16FL90S	7347-73915	3/4	19.1	1.75	44.5	2.40	61.0	4.41	112.0	3.03	77.0	0.32	8.1
G20315-1216	12GS-16FL90M	7347-73925	3/4	19.1	1.75	44.5	2.76	70.1	4.41	112.0	3.03	77.0	0.32	8.1
G20316-1216	12GS-16FL90-080	7347-76805	3/4	19.1	1.75	44.5	3.15	80.0	5.04	128.0	3.03	77.0	0.32	8.1
G20314-1220	12GS-20FL90-054	7347-73995	3/4	19.1	2.00	50.8	2.13	54.1	5.16	131.1	3.15	80.0	0.32	8.1
G20315-1612	16GS-12FL90M	7347-74535	1	25.4	1.50	38.1	2.28	57.9	5.31	134.9	3.08	78.2	0.27	6.9
G20314-1616	16GS-16FL90S	7347-47555	1	25.4	1.75	44.5	2.40	61.0	5.31	134.9	3.09	78.6	0.32	8.1
G20315-1616	16GS-16FL90M	7347-74555	1	25.4	1.75	44.5	2.76	70.1	5.31	134.9	3.09	78.6	0.32	8.1
G20317-1616	16GS-16FL90-120	7347-73165	1	25.4	1.75	44.5	4.72	120.0	5.28	134.1	3.06	77.6	0.32	8.1
G20318-1616	16GS-16FL90-150	7347-78705	1	25.4	1.75	44.5	5.91	150.1	5.67	144.0	3.44	87.4	0.32	8.1
G20319-1616	16GS-16FL90-210	7347-78875	1	25.4	1.75	44.5	8.27	210.0	5.28	134.1	3.02	76.8	0.32	8.1
G20314-1620	16GS-20FL90S	7347-47565	1	25.4	2.00	50.8	2.68	68.1	5.28	134.1	3.02	76.8	0.32	8.1
G20315-1620	16GS-20FL90M	7347-74565	1	25.4	2.00	50.8	3.54	89.9	5.28	134.1	3.02	76.8	0.32	8.1
G20317-1620	16GS-20FL90-120	7347-76495	1	25.4	2.00	50.8	4.72	120.0	5.28	134.1	3.04	77.2	0.32	8.1
G20313-1624	16GS-24FL90-060	7347-73975	1	25.4	2.38	60.5	2.36	59.9	5.71	145.0	3.47	88.2	0.32	8.1
G20314-1624	16GS-24FL90S	7347-47575	1	25.4	2.38	60.5	3.19	81.0	5.28	134.1	3.04	77.2	0.32	8.1
G20315-2016	20GS-16FL90M	7347-74635	1 1/4	31.8	1.75	44.5	2.76	70.1	6.30	160.0	3.50	88.9	0.32	8.1
G20315-2020	20GS-20FL90M	7347-74645	1 1/4	31.8	2.00	50.8	3.54	89.9	6.5	165.1	3.74	95.0	0.32	8.1
G20317-2020	20GS-20FL90-168	7347-76105	1 1/4	31.8	2.00	50.8	6.61	168	6.54	166.1	3.74	95.0	0.32	8.1
G20314-2020	20GS-20FL90S	7347-47645	1 1/4	31.8	2.00	50.8	2.68	68.1	6.5	165.1	3.70	94.0	0.32	8.1
G20315-2024	20GS-24FL90-118	7347-76085	1 1/4	31.8	2.38	60.5	4.65	118.1	6.5	165.1	3.70	94.0	0.32	8.1
G20314-2024	20GS-24FL90S	7347-47655	1 1/4	31.8	2.38	60.5	3.19	81.0	6.5	165.1	3.70	94.0	0.32	8.1

Code 61 O-Ring Flange - 110° Bent Tube

–12FL and –16FL Max. W.P. 5,000 psi; –20FL Max. W.P. 4,000 psi.
See Accessories for O–Rings.



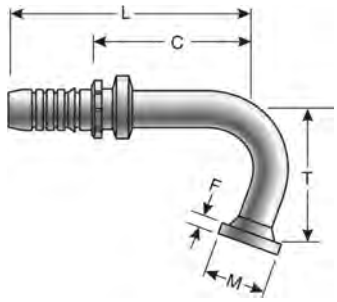

Part No.	Descr.	Prod. No.	⊖		M		T		L		C		F	
			"	mm	"	mm	"	mm	"	mm	"	mm	"	mm
G20325-1212	12GS-12FL110-064	7347-76025	3/4	19.1	1.50	38.1	2.52	64.0	5.16	131.1	3.15	80.0	0.27	6.9
G20325-1616	16GS-16FL110-073	7347-73005	1	25.4	1.75	44.5	2.87	73.0	5.83	148.1	3.61	91.6	0.32	8.1
G20325-1620	16GS-20FL110-073	7347-76455	1	25.4	2.00	50.8	2.87	73.0	4.65	118.1	2.41	61.2	0.32	8.1
G20325-2020	20GS-20FL110-080	7347-76115	1 1/4	31.8	2.00	50.8	3.15	80.0	7.13	181.1	4.33	110.0	0.32	8.1

Code 61 Komatsu Style O-Ring Flange - 90° Bent Tube

Max. W.P. 5,000 psi.
See Accessories for O–Rings.



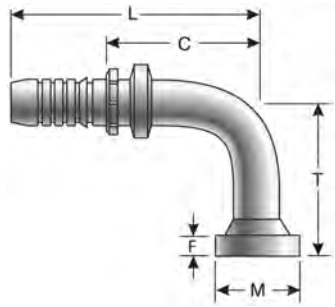

Part No.	Descr.	Prod. No.	⊖		M		T		L		C		F	
			"	mm	"	mm	"	mm	"	mm	"	mm	"	mm
G20315-1010	10GS-10FLK90-055	7347-73355	5/8	15.9	1.35	34.3	2.17	55.1	4.33	110.0	2.35	59.7	0.27	6.9
G20315-1210	12GS-10FLK90-055	7347-73695	3/4	19.1	1.35	34.3	2.17	55.1	4.65	118.1	2.64	67.0	0.27	6.9

HOSE/CPLG. SELECTION
EQUIPMENT
HOSE SPECIFICATION
GLOBALSPIRAL COUPLINGS
STAINLESS STEEL SPIRAL COUPLINGS
MEGACRIMP COUPLINGS
STAINLESS STEEL BRAID COUPLINGS
POWER CRIMP COUPLINGS
FIELD ATTACHABLE - TYPE T COUPLINGS
FIELD ATTACHABLE - C5 COUPLINGS
FIELD ATTACHABLE - LOCK-ON COUPLINGS
C14 COUPLINGS & ASSEMBLIES
GLP & GL COUPLINGS
GLX COUPLINGS
PCTS THERMOPLASTIC COUPLINGS
POLARSEAL COUPLINGS (ACA, ACB, ACC)
POWER STEERING CPLGS. & TOC ASSEMBLIES
ADAPTERS
QUICK DISCONNECT COUPLERS
BALL VALVES
LIVE SWIVELS
ACCESSORIES
AIR BRAKE CPLGS. & ASSEMBLIES
KITS
BRASS

Code 62 O-Ring Flange Heavy

All FLH sizes maximum working pressure 6,000 psi.
See Accessories for O–Rings.



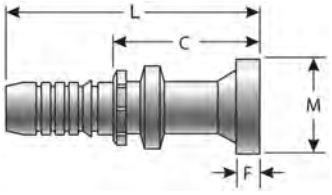

Part No.	Descr.	Prod. No.	⊖		M		L		C		F	
			"	mm	"	mm	"	mm	"	mm	"	mm
G20350-0808	8GS-8FLH	7347-48245	1/2	12.7	1.25	31.8	3.66	93.0	2.19	55.5	0.31	7.9
G20350-0812	8GS-12FLH	7347-48265	1/2	12.7	1.63	41.4	3.66	93.0	2.19	55.5	0.35	8.9
G20350-1012	10GS-12FLH	7347-48355	5/8	15.9	1.63	41.4	4.29	109.0	2.31	58.7	0.35	8.9
G20350-1212	12GS-12FLH	7347-48445	3/4	19.1	1.63	41.4	4.49	114.0	2.48	63.0	0.35	8.9
G20350-1212T	12GS-12FLH-TCX*	7322-50175	3/4	19.1	1.63	41.4	4.49	114.0	2.48	63.0	0.35	8.9
G20350-1216	12GS-16FLH	7347-48465	3/4	19.1	1.88	47.8	4.49	114.0	2.48	63.0	0.38	9.7
G20350-1612	16GS-12FLH	7347-48535	1	25.4	1.63	41.4	5.08	129.0	2.86	72.6	0.35	8.9
G20350-1616	16GS-16FLH	7347-48555	1	25.4	1.88	47.8	4.92	125.0	2.70	68.6	0.38	9.7
G20350-1616TX	16GS-16FLH-TCX XBULK* **	7322-5051	1	25.4	1.88	47.8	4.92	125.0	2.69	68.2	0.38	9.7
G20350-1620	16GS-20FLH	7347-48565	1	25.4	2.13	54.1	4.92	125.0	2.69	68.2	0.41	10.4
G20350-1620TX	16GS-20FLH-TCX XBULK* **	7322-5064	1	25.4	2.13	54.1	4.92	125.0	2.69	68.2	0.41	10.4
G20350-2016	20GS-16FLH	7347-48635	1 1/4	31.8	1.88	47.8	6.42	163.1	3.62	91.9	0.38	9.7
G20350-2020	20GS-20FLH	7347-48645	1 1/4	31.8	2.13	54.1	5.75	146.1	2.95	75.0	0.41	10.4
G20350-2024	20GS-24FLH	7347-48655	1 1/4	31.8	2.50	63.5	6.30	160.0	3.50	88.9	0.50	12.7

**TuffCoat Xtreme™ Plating*
***Available in Bulk Only*

Code 62 O-Ring Flange Heavy - 22 1/2° Bent Tube

All FLH sizes maximum working pressure 6,000 psi.
S, M and L Drops per ISO Final Draft International Standard 12151–3.
See Accessories for O–Rings.



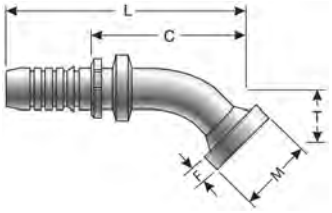

Part No.	Descr.	Prod. No.	⊖		M		T		L		C		F	
			"	mm	"	mm	"	mm	"	mm	"	mm	"	mm
G20352-1216	12GS-16FLH22M	7347-49465	3/4	19.1	1.88	47.8	0.55	14.0	5.43	137.9	3.43	87.1	0.38	9.7
G20352-1616	16GS-16FLH22M	7347-49555	1	25.4	1.88	47.8	0.55	14.0	6.10	154.9	3.88	98.6	0.38	9.7
G20352-1620	16GS-20FLH22M	7347-49565	1	25.4	2.13	54.1	0.59	15.0	6.61	167.9	4.37	111.0	0.41	10.4
G20352-2020	20GS-20FLH22M	7347-49645	1 1/4	31.8	2.13	54.1	0.59	15.0	7.32	185.9	4.52	114.9	0.41	10.4

Code 62 O-Ring Flange Heavy - 30° Bent Tube

All FLH sizes maximum working pressure 6,000 psi.
S, M and L Drops per ISO Final Draft International Standard 12151–3.
See Accessories for O–Rings.



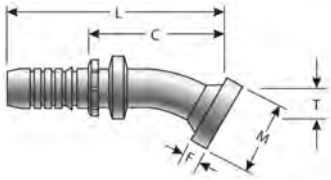

Part No.	Descr.	Prod. No.	⟷		M		T		L		C		F	
			"	mm	"	mm	"	mm	"	mm	"	mm	"	mm
G20354-1616	16GS-16FLH30M	7347-50555	1	25.4	1.88	47.8	0.75	19.1	6.02	152.9	3.80	96.6	0.38	9.7
G20354-1620	16GS-20FLH30M	7347-50565	1	25.4	2.13	54.1	0.87	22.1	6.22	158.5	4.30	109.1	0.41	10.4
G20354-2020	20GS-20FLH30M	7347-50645	1 1/4	31.8	2.13	54.1	0.87	22.1	7.24	183.9	4.45	113.0	0.41	10.4
G20354-2024	20GS-24FLH30M	7347-50655	1 1/4	31.8	2.50	63.5	1.18	30.0	7.24	183.9	4.45	113.0	0.50	12.7

Code 62 O-Ring Flange Heavy - 45° Bent Tube

All FLH sizes maximum working pressure 6,000 psi.
S, M and L Drops per ISO Final Draft International Standard 12151–3.
See Accessories for O–Rings.



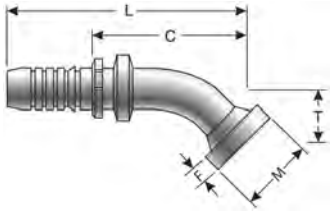

Part No.	Descr.	Prod. No.	⟷		M		T		L		C		F	
			"	mm	"	mm	"	mm	"	mm	"	mm	"	mm
G20357-0808	8GS-8FLH45M	7347-51245	1/2	12.7	1.25	31.8	0.75	19.1	3.70	94.0	2.22	56.5	0.31	7.9
G20357-0812	8GS-12FLH45M	7347-51265	1/2	12.7	1.63	41.4	1.02	25.9	3.98	101.1	2.50	63.5	0.35	8.9
G20357-1012	10GS-12FLH45M	7347-51355	5/8	15.9	1.63	41.4	1.02	25.9	5.00	127.0	3.02	76.7	0.35	8.9
G20357-1212	12GS-12FLH45M	7347-51445	3/4	19.1	1.63	41.4	1.02	25.9	4.88	124.0	2.87	72.9	0.35	8.9
G20357-1212T	12GS-12FLH45M-TCX*	7322-50195	3/4	19.1	1.63	41.4	1.02	25.9	4.88	124.0	2.87	72.9	0.27	6.9
G20357-1216	12GS-16FLH45M	7347-51465	3/4	19.1	1.88	47.8	1.26	32.0	5.12	130.1	3.11	79.0	0.38	9.7
G20357-1612	16GS-12FLH45M	7347-51535	1	25.4	1.63	41.4	1.02	25.9	5.55	141.0	3.33	84.6	0.35	8.9
G20357-1616	16GS-16FLH45M	7347-51555	1	25.4	1.88	47.8	1.26	32.0	5.79	147.1	3.57	90.6	0.38	9.7
G20357-1620	16GS-20FLH45M	7347-51565	1	25.4	2.13	54.1	1.50	38.1	6.22	158.5	3.98	101.2	0.41	10.4
G20357-2016	20GS-16FLH45M	7347-51635	1 1/4	31.8	1.88	47.8	1.26	32.0	6.73	170.9	3.93	99.7	0.38	9.7
G20357-2020	20GS-20FLH45M	7347-51645	1 1/4	31.8	2.13	54.1	1.50	38.1	6.93	176.0	4.13	104.9	0.41	10.4
G20357-2024	20GS-24FLH45M	7347-51655	1 1/4	31.8	2.50	63.5	1.73	43.9	6.93	176.0	4.13	104.9	0.50	12.7

**TuffCoat Xtreme™ Plating*

HOSE/CPLG. SELECTION
EQUIPMENT
HOSE SPECIFICATION
GLOBALSPIRAL COUPLINGS
STAINLESS STEEL SPIRAL COUPLINGS
MEGACRIMP COUPLINGS
STAINLESS STEEL BRAID COUPLINGS
POWER CRIMP COUPLINGS
FIELD ATTACHABLE - TYPE T COUPLINGS
FIELD ATTACHABLE - C5 COUPLINGS
FIELD ATTACHABLE - LOCK-ON COUPLINGS
C14 COUPLINGS & ASSEMBLIES
GLP & GL COUPLINGS
GLX COUPLINGS
PCTS THERMOPLASTIC COUPLINGS
POLARSEAL COUPLINGS (ACA, ACB, ACC)
POWER STEERING CPLGS. & TOC ASSEMBLIES
ADAPTERS
QUICK DISCONNECT COUPLERS
BALL VALVES
LIVE SWIVELS
ACCESSORIES
AIR BRAKE CPLGS. & ASSEMBLIES
KITS
BRASS

Code 62 O-Ring Flange Heavy - 60° Bent Tube

All FLH sizes maximum working pressure 6,000 psi.
S, M and L Drops per ISO Final Draft International Standard 12151–3.
See Accessories for O–Rings.



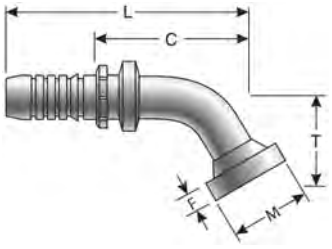

Part No.	Descr.	Prod. No.	⊖		M		T		L		C		F	
			"	mm	"	mm	"	mm	"	mm	"	mm	"	mm
G20359-1212	12GS-12FLH60M	7347-52445	3/4	19.1	1.63	41.4	1.46	37.1	5.39	136.9	3.39	86.1	0.35	8.9
G20359-1216	12GS-16FLH60M	7347-52465	3/4	19.1	1.88	47.8	1.73	43.9	5.35	135.9	3.35	85.1	0.38	9.7
G20359-1616	16GS-16FLH60M	7347-52555	1	25.4	1.88	47.8	1.73	43.9	6.18	157.0	3.96	100.6	0.38	9.7
G20359-2020	20GS-20FLH60M	7347-52645	1 1/4	31.8	2.13	54.1	2.17	55.1	7.32	185.9	4.52	114.9	0.41	10.4
G20359-2024	20GS-24FLH60M	7347-52655	1 1/4	31.8	2.50	63.5	2.52	64.0	7.64	194.1	4.84	122.9	0.50	12.7

Code 62 O-Ring Flange Heavy - 67 1/2° Bent Tube

All FLH sizes maximum working pressure 6,000 psi.
S, M and L Drops per ISO Final Draft International Standard 12151–3.
See Accessories for O–Rings.



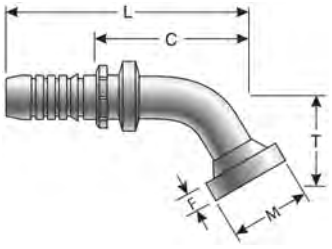

Part No.	Descr.	Prod. No.	⊖		M		T		L		C		F	
			"	mm	"	mm	"	mm	"	mm	"	mm	"	mm
G20360-1616	16GS-16FLH67M	7347-53555	1	25.4	1.88	47.8	2.01	51.1	5.94	150.9	3.72	94.6	0.38	9.7

Code 62 O-Ring Flange Heavy - 90° Bent Tube

All FLH sizes maximum working pressure 6,000 psi.
S, M and L Drops per ISO Final Draft International Standard 12151–3.
See Accessories for O–Rings.



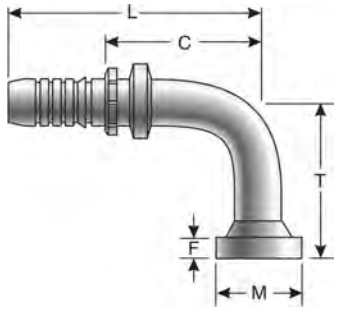

Part No.	Descr.	Prod. No.	⊖		M		T		L		C		F	
			"	mm	"	mm	"	mm	"	mm	"	mm	"	mm
G20365-0808	8GS-8FLH90M	7347-75245	1/2	12.7	1.25	31.8	1.58	40.1	3.46	87.9	1.99	50.5	0.31	7.9
G20365-0812	8GS-12FLH90M	7347-75265	1/2	12.7	1.63	41.4	2.28	57.9	3.46	87.9	1.99	50.5	0.35	8.9
G20365-1012	10GS-12FLH90M	7347-75355	5/8	15.9	1.63	41.4	2.28	57.9	4.33	110.0	2.37	60.2	0.35	8.9
G20365-1212	12GS-12FLH90M	7347-75445	3/4	19.1	1.63	41.4	2.28	57.9	4.41	112.0	2.40	61.0	0.35	8.9
G20365-1212T	12GS-12FLH90M-TCX*	7322-50085	3/4	19.1	1.63	41.4	2.28	57.9	4.69	119.1	2.68	68.1	0.35	8.9
G20366-1212	12GS-12FLH90-100	7347-73835	3/4	19.1	1.63	41.4	3.94	100.0	4.41	112.0	2.40	61.0	0.35	8.9
G20367-1212	12GS-12FLH90-122	7347-76415	3/4	19.1	1.63	41.4	4.80	121.9	4.80	121.9	2.80	71.1	0.35	8.9
G20368-1212	12GS-12FLH90-150	7347-76305	3/4	19.1	1.63	41.4	5.91	150.1	4.57	116.1	2.56	65.0	0.35	8.9
G20364-1216	12GS-16FLH90S	7347-54465	3/4	19.1	1.88	47.8	2.40	61.0	4.41	112.0	2.40	61.0	0.38	9.7
G20364-1216T	12GS-16FLH90S-TCX*	7322-50255	3/4	19.1	1.88	47.8	2.40	61.0	4.41	112.0	2.40	61.0	0.38	9.7
G20365-1216	12GS-16FLH90M	7347-73935	3/4	19.1	1.88	47.8	2.76	70.1	4.41	112.0	3.19	81.0	0.38	9.7
G20367-1216	12GS-16FLH90-140	7347-76715	3/4	19.1	1.88	47.8	5.51	140.0	4.57	116.1	2.56	65.0	0.38	9.7
G20365-1612	16GS-12FLH90M	7347-54535	1	25.4	1.63	41.4	2.28	57.9	5.31	134.9	3.09	78.6	0.35	8.9
G20363-1616	16GS-16FLH90-450	7347-78595	1	25.4	1.88	47.8	17.72	450.0	6.34	161.0	4.11	104.3	0.38	9.7
G20364-1616	16GS-16FLH90S	7347-54555	1	25.4	1.88	47.8	2.40	61.0	5.31	134.9	3.09	78.6	0.38	9.7
G20365-1616	16GS-16FLH90M	7347-75555	1	25.4	1.88	47.8	2.76	70.1	5.31	134.9	3.09	78.6	0.38	9.7
G20366-1616	16GS-16FLH90-120	7347-73015	1	25.4	1.88	47.8	4.72	120.0	5.28	134.1	3.04	77.2	0.38	9.7
G20367-1616	16GS-16FLH90-090	7347-78105	1	25.4	1.88	47.8	3.54	90.0	5.52	140.2	3.28	83.4	0.38	9.7
G20364-1620	16GS-20FLH90S	7347-54565	1	25.4	2.13	54.1	2.68	68.1	5.28	134.1	3.02	76.8	0.41	10.4
G20365-1620	16GS-20FLH90M	7347-75565	1	25.4	2.13	54.1	3.54	89.9	5.28	134.1	3.02	76.8	0.41	10.4
G20364-1624	16GS-24FLH90S	7347-54575	1	25.4	2.50	63.5	3.19	81.0	5.28	134.1	3.04	77.2	0.50	12.7
G20365-2016	20GS-16FLH90M	7347-75635	1 1/4	31.8	1.88	47.8	2.76	70.1	6.30	160.0	3.50	88.9	0.38	9.7
G20364-2020	20GS-20FLH90-076	7347-73635	1 1/4	31.8	2.13	54.1	2.99	75.9	6.5	165.1	3.70	94.0	0.41	10.4
G20365-2020	20GS-20FLH90M	7347-75645	1 1/4	31.8	2.13	54.1	3.54	89.9	6.5	165.1	3.70	94.0	0.41	10.4
G20366-2020	20GS-20FLH90-120	7347-76135	1 1/4	31.8	2.13	54.1	4.72	120.0	6.5	165.1	3.70	94.0	0.41	10.4
G20367-2020	20GS-20FLH90-152	7347-76485	1 1/4	31.8	2.13	54.1	5.98	151.9	6.5	165.1	3.70	94.0	0.41	10.4
G20364-2024	20GS-24FLH90S	7347-54655	1 1/4	31.8	2.50	63.5	3.19	81.0	6.5	165.1	3.70	94.0	0.50	12.7

**TuffCoat Xtreme™ Plating*

HOSE/CPLG. SELECTION
EQUIPMENT
HOSE SPECIFICATION
GLOBALSPIRAL COUPLINGS
STAINLESS STEEL SPIRAL COUPLINGS
MEGACRIMP COUPLINGS
STAINLESS STEEL BRAID COUPLINGS
POWER CRIMP COUPLINGS
FIELD ATTACHABLE - TYPE T COUPLINGS
FIELD ATTACHABLE - C5 COUPLINGS
FIELD ATTACHABLE - LOCK-ON COUPLINGS
C14 COUPLINGS & ASSEMBLIES
GLP & GL COUPLINGS
GLX COUPLINGS
PCTS THERMOPLASTIC COUPLINGS
POLARSEAL COUPLINGS (ACA, ACB, ACC)
POWER STEERING CPLGS. & TOC ASSEMBLIES
ADAPTERS
QUICK DISCONNECT COUPLERS
BALL VALVES
LIVE SWIVELS
ACCESSORIES
AIR BRAKE CPLGS. & ASSEMBLIES
KITS
BRASS

Code 62 O-Ring Flange Heavy - 110° Bent Tube

All FLH sizes maximum working pressure 6,000 psi.



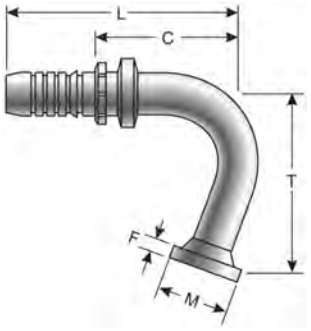

Part No.	Descr.	Prod. No.	⊖		M		T		L		C		F	
			"	mm	"	mm	"	mm	"	mm	"	mm	"	mm
G20369-1212	12GS-12FLH110-064	7347-78525	3/4	19.1	1.63	41.4	2.52	64.0	3.82	97.0	2.99	76.0	0.35	8.9

Code 62 O-Ring Flange Heavy - 135° Bent Tube - TuffCoat™ Xtreme™ Plating

All FLH sizes maximum working pressure 6,000 psi.



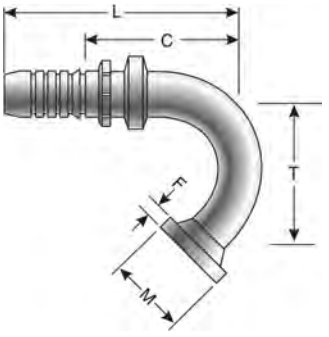

Part No.	Descr.	Prod. No.	⊖		M		T		L		C		F	
			"	mm	"	mm	"	mm	"	mm	"	mm	"	mm
G20372-1212T	12GS-12FLH135-085-TCX	7322-50225	3/4	19.1	1.63	41.4	3.35	85.1	4.13	105.0	2.12	53.8	0.35	8.9
G20372-1216T	12GS-16FLH135-085-TCX	7322-50245	3/4	19.1	1.88	47.8	3.35	85.1	3.07	78.0	1.06	26.8	0.38	9.7

Caterpillar Style O-Ring Flange

NOTE: These FLC flanges are designed with a thicker flange head. The .56" flange dimension is frequently found on Caterpillar equipment. These flanges let the user utilize the existing Caterpillar flange halves or new Gates Caterpillar flange halves. At the user's option, standard Code 62 flanges and halves can be used in place of Caterpillar flanges and halves. The standard Code 62 flange head thickness ranges between .305" and .495". Compatible with Code 62 O–Ring. See Accessories for recommended O–Rings. (Do Not use "D" shaped O–Rings).



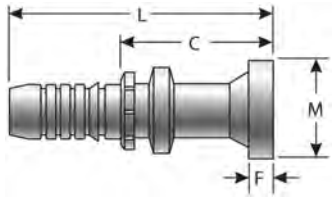

Part No.	Descr.	Prod. No.	⟷		M		L		C		F	
			"	mm	"	mm	"	mm	"	mm	"	mm
G20400-1212	12GS-12FLC	7347-62445	3/4	19.1	1.63	41.4	5.71	145.0	3.70	94.0	0.56	14.2
G20400-1216	12GS-16FLC	7347-62465	3/4	19.1	1.88	47.8	5.71	145.0	3.70	94.0	0.56	14.2
G20400-1616	16GS-16FLC	7347-62555	1	25.4	1.88	47.8	6.10	154.9	3.87	98.2	0.56	14.2
G20400-1620	16GS-20FLC	7347-62565	1	25.4	2.13	54.1	6.10	154.9	3.87	98.2	0.56	14.2
G20400-2020	20GS-20FLC	7347-62645	1 1/4	31.8	2.13	54.1	7.36	186.9	4.56	115.9	0.56	14.2
G20400-2024	20GS-24FLC	7347-62655	1 1/4	31.8	2.50	63.5	7.36	186.9	4.56	115.9	0.56	14.2

Caterpillar Style O-Ring Flange - 22 1/2° Bent Tube

NOTE: These FLC flanges are designed with a thicker flange head. The .56" flange dimension is frequently found on Caterpillar equipment. These flanges let the user utilize the existing Caterpillar flange halves or new Gates Caterpillar flange halves. At the user's option, standard Code 62 flanges and halves can be used in place of Caterpillar flanges and halves. The standard Code 62 flange head thickness ranges between .305" and .495". Compatible with Code 62 O–Ring. See Accessories for recommended O–Rings. (Do Not use "D" shaped O–Rings).



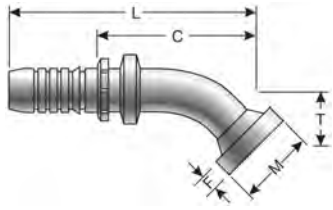

Part No.	Descr.	Prod. No.	⟷		M		T		L		C		F	
			"	mm	"	mm	"	mm	"	mm	"	mm	"	mm
G20402-1212	12GS-12FLC22-016	7347-63445	3/4	19.1	1.63	41.4	0.63	16.0	5.63	143.0	3.62	91.9	0.56	14.2
G20402-1616	16GS-16FLC22-017	7347-63555	1	25.4	1.88	47.8	0.67	17.0	6.02	152.9	3.78	95.9	0.56	14.2
G20402-1620	16GS-20FLC22-017	7347-63565	1	25.4	2.13	54.1	0.67	17.0	6.02	152.9	3.78	95.9	0.56	14.2
G20402-2020	20GS-20FLC22-017	7347-63645	1 1/4	31.8	2.13	54.1	0.67	17.0	7.28	184.9	4.48	113.8	0.56	14.2

HOSE/CPLG. SELECTION
EQUIPMENT
HOSE SPECIFICATION
GLOBALSPIRAL COUPLINGS
STAINLESS STEEL SPIRAL COUPLINGS
MEGACRIMP COUPLINGS
STAINLESS STEEL BRAID COUPLINGS
POWER CRIMP COUPLINGS
FIELD ATTACHABLE - TYPE T COUPLINGS
FIELD ATTACHABLE - C5 COUPLINGS
FIELD ATTACHABLE - LOCK-ON COUPLINGS
C14 COUPLINGS & ASSEMBLIES
GLP & GL COUPLINGS
GLX COUPLINGS
PCTS THERMOPLASTIC COUPLINGS
POLARSEAL COUPLINGS (ACA, ACB, ACC)
POWER STEERING CPLGS. & TOC ASSEMBLIES
ADAPTERS
QUICK DISCONNECT COUPLERS
BALL VALVES
LIVE SWIVELS
ACCESSORIES
AIR BRAKE CPLGS. & ASSEMBLIES
KITS
BRASS

Caterpillar Style O-Ring Flange - 30° Bent Tube

NOTE: These FLC flanges are designed with a thicker flange head. The .56" flange dimension is frequently found on Caterpillar equipment. These flanges let the user utilize the existing Caterpillar flange halves or new Gates Caterpillar flange halves. At the user's option, standard Code 62 flanges and halves can be used in place of Caterpillar flanges and halves. The standard Code 62 flange head thickness ranges between .305" and .495". Compatible with Code 62 O–Ring. See Accessories for recommended O–Rings. (Do Not use "D" shaped O–Rings).



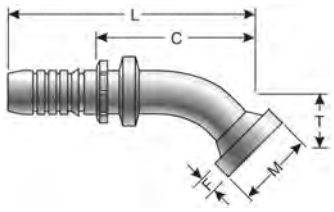

Part No.	Descr.	Prod. No.	⟷		M		T		L		C		F	
			"	mm	"	mm	"	mm	"	mm	"	mm	"	mm
G20404-1212	12GS-12FLC30-022	7347-64445	3/4	19.1	1.63	41.4	0.87	22.1	5.51	140.0	3.50	88.9	0.56	14.2
G20404-1216	12GS-16FLC30-022	7347-64465	3/4	19.1	1.88	47.8	0.87	22.1	5.55	141.0	3.54	90.0	0.56	14.2
G20404-1616	16GS-16FLC30-023	7347-64555	1	25.4	1.88	47.8	0.91	23.1	5.94	150.9	3.69	93.7	0.56	14.2
G20404-1620	16GS-20FLC30-023	7347-64565	1	25.4	2.13	54.1	0.91	23.1	5.94	150.9	3.69	93.7	0.56	14.2
G20404-2020	20GS-20FLC30-024	7347-64645	1 1/4	31.8	2.13	54.1	0.95	24.1	7.20	182.9	4.41	111.9	0.56	14.2

Caterpillar Style O-Ring Flange - 45° Bent Tube

NOTE: These FLC flanges are designed with a thicker flange head. The .56" flange dimension is frequently found on Caterpillar equipment. These flanges let the user utilize the existing Caterpillar flange halves or new Gates Caterpillar flange halves. At the user's option, standard Code 62 flanges and halves can be used in place of Caterpillar flanges and halves. The standard Code 62 flange head thickness ranges between .305" and .495". Compatible with Code 62 O–Ring. See Accessories for recommended O–Rings. (Do Not use "D" shaped O–Rings).



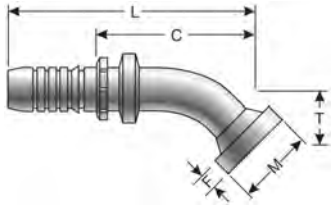

Part No.	Descr.	Prod. No.	⟷		M		T		L		C		F	
			"	mm	"	mm	"	mm	"	mm	"	mm	"	mm
G20407-1212	12GS-12FLC45-035	7347-65445	3/4	19.1	1.63	41.4	1.38	35.1	5.24	133.1	3.23	82.0	0.56	14.2
G20408-1212	12GS-12FLC45-066	7347-76425	3/4	19.1	1.63	41.4	2.60	66.0	6.5	165.1	4.49	114.0	0.56	14.2
G20407-1216	12GS-16FLC45-035	7347-65465	3/4	19.1	1.88	47.8	1.38	35.1	5.24	133.1	3.23	82.0	0.56	14.2
G20407-1616	16GS-16FLC45-037	7347-65555	1	25.4	1.88	47.8	1.46	37.1	5.63	143.0	3.40	86.3	0.56	14.2
G20407-1620	16GS-20FLC45-037	7347-65565	1	25.4	2.13	54.1	1.46	37.1	5.63	143.0	3.40	86.3	0.56	14.2
G20407-2020	20GS-20FLC45-037	7347-65645	1 1/4	31.8	2.13	54.1	1.46	37.1	6.93	176.0	4.13	104.9	0.56	14.2
G20407-2024	20GS-24FLC45-037	7347-65655	1 1/4	31.8	2.50	63.5	1.46	37.1	6.93	176.0	4.13	104.9	0.56	14.2

Caterpillar Style O-Ring Flange - 60° Bent Tube

NOTE: These FLC flanges are designed with a thicker flange head. The .56" flange dimension is frequently found on Caterpillar equipment. These flanges let the user utilize the existing Caterpillar flange halves or new Gates Caterpillar flange halves. At the user's option, standard Code 62 flanges and halves can be used in place of Caterpillar flanges and halves. The standard Code 62 flange head thickness ranges between .305" and .495". Compatible with Code 62 O–Ring. See Accessories for recommended O–Rings. (Do Not use "D" shaped O–Rings).



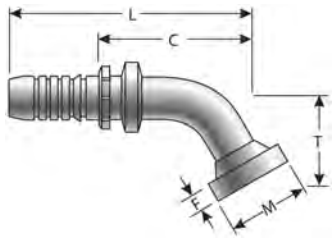

Part No.	Descr.	Prod. No.	⊖		M		T		L		C		F	
			"	mm	"	mm	"	mm	"	mm	"	mm	"	mm
G20409-1212	12GS-12FLC60-047	7347-66445	3/4	19.1	1.63	41.4	1.85	47.0	6.06	154.0	4.06	103.0	0.56	14.2
G20409-1616	16GS-16FLC60-050	7347-66555	1	25.4	1.88	47.8	1.97	50.0	6.42	163.1	4.17	106.0.	0.56	14.2
G20409-1620	16GS-20FLC60-050	7347-66565	1	25.4	2.13	54.1	1.97	50.0	6.42	163.1	4.17	106.0.	0.56	14.2
G20409-2020	20GS-20FLC60-052	7347-66645	1 1/4	31.8	2.13	54.1	2.05	52.1	7.80	198.1	5.00	127.0	0.56	14.2
G20409-2024	20GS-24FLC60-052	7347-66655	1 1/4	31.8	2.50	63.5	2.05	52.1	7.80	198.1	5.00	127.0	0.56	14.2

Caterpillar Style O-Ring Flange - 67 1/2° Bent Tube

NOTE: These FLC flanges are designed with a thicker flange head. The .56" flange dimension is frequently found on Caterpillar equipment. These flanges let the user utilize the existing Caterpillar flange halves or new Gates Caterpillar flange halves. At the user's option, standard Code 62 flanges and halves can be used in place of Caterpillar flanges and halves. The standard Code 62 flange head thickness ranges between .305" and .495". Compatible with Code 62 O–Ring. See Accessories for recommended O–Rings. (Do Not use "D" shaped O–Rings).



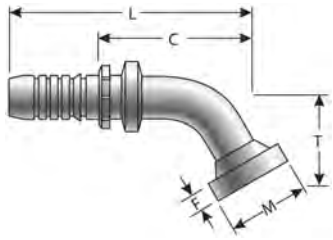

Part No.	Descr.	Prod. No.	⊖		M		T		L		C		F	
			"	mm	"	mm	"	mm	"	mm	"	mm	"	mm
G20410-1616	16GS-16FLC67-057	7347-67555	1	25.4	1.88	47.8	2.24	56.9	6.14	156.0	3.90	99.1	0.56	14.2
G20410-1620	16GS-20FLC67-057	7347-67565	1	25.4	2.13	54.1	2.24	56.9	6.14	156.0	3.90	99.1	0.56	14.2
G20410-2020	20GS-20FLC67-059	7347-67645	1 1/4	31.8	2.13	54.1	2.32	58.9	7.52	191.0	4.72	119.9	0.56	14.2
G20410-2024	20GS-24FLC67-059	7347-67655	1 1/4	31.8	2.50	63.5	2.32	58.9	7.52	191.0	4.72	119.9	0.56	14.2

HOSE/CPLG. SELECTION
EQUIPMENT
HOSE SPECIFICATION
GLOBALSPIRAL COUPLINGS
STAINLESS STEEL SPIRAL COUPLINGS
MEGACRIMP COUPLINGS
STAINLESS STEEL BRAID COUPLINGS
POWER CRIMP COUPLINGS
FIELD ATTACHABLE - TYPE T COUPLINGS
FIELD ATTACHABLE - C5 COUPLINGS
FIELD ATTACHABLE - LOCK-ON COUPLINGS
C14 COUPLINGS & ASSEMBLIES
GLP & GL COUPLINGS
GLX COUPLINGS
PCTS THERMOPLASTIC COUPLINGS
POLARSEAL COUPLINGS (ACA, ACB, ACC)
POWER STEERING CPLGS. & TOC ASSEMBLIES
ADAPTERS
QUICK DISCONNECT COUPLERS
BALL VALVES
LIVE SWIVELS
ACCESSORIES
AIR BRAKE CPLGS. & ASSEMBLIES
KITS
BRASS

Caterpillar Style O-Ring Flange - 90° Bent Tube

NOTE: These FLC flanges are designed with a thicker flange head. The .56" flange dimension is frequently found on Caterpillar equipment. These flanges let the user utilize the existing Caterpillar flange halves or new Gates Caterpillar flange halves. At the user's option, standard Code 62 flanges and halves can be used in place of Caterpillar flanges and halves. The standard Code 62 flange head thickness ranges between .305" and .495". Compatible with Code 62 O–Ring. See Accessories for recommended O–Rings. (Do Not use "D" shaped O–Rings).



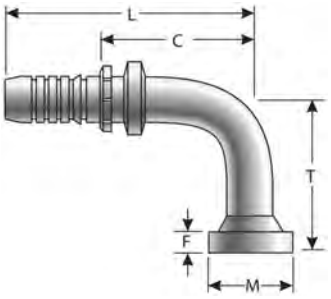

Part No.	Descr.	Prod. No.	⟷		M		T		L		C		F	
			"	mm	"	mm	"	mm	"	mm	"	mm	"	mm
G20415-1212	12GS-12FLC90-068	7347-73945	3/4	19.1	1.63	41.4	2.68	68.1	4.92	125.0	2.91	73.9	0.56	14.2
G20416-1212	12GS-12FLC90-128	7347-76015	3/4	19.1	1.63	41.4	5.04	128.0	4.61	117.1	2.60	66.0	0.56	14.2
G20415-1216	12GS-16FLC90-068	7347-73955	3/4	19.1	1.88	47.8	2.68	68.1	4.61	117.1	3.03	77.0	0.56	14.2
G20415-1616	16GS-16FLC90-074	7347-68555	1	25.4	1.88	47.8	2.91	73.9	5.16	131.1	2.92	74.1	0.56	14.2
G20415-1620	16GS-20FLC90-074	7347-68565	1	25.4	2.13	54.1	2.91	73.9	5.16	131.1	2.92	74.1	0.56	14.2
G20416-1616	16GS-16FLC90-132	7347-73035	1	25.4	1.88	47.8	5.20	132.1	5.16	131.1	2.92	74.1	0.56	14.2
G20416-1620	16GS-20FLC90-132	7347-68585	1	25.4	2.13	54.1	5.19	131.8	5.15	130.8	2.92	74.2	0.56	14.2
G20415-2020	20GS-20FLC90-077	7347-68645	1 1/4	31.8	2.13	54.1	3.03	77.0	6.54	166.1	3.74	95.0	0.56	14.2
G20416-2020	20GS-20FLC90-150	7347-68685	1 1/4	31.8	2.13	54.1	5.91	150.1	9.48	240.8	6.71	170.3	0.56	14.2
G20415-2024	20GS-24FLC90-077	7347-68655	1 1/4	31.8	2.50	63.5	3.03	77.0	6.54	166.1	3.74	95.0	0.56	14.2

Male French GAZ (Poclain) 24 High Pressure Flange



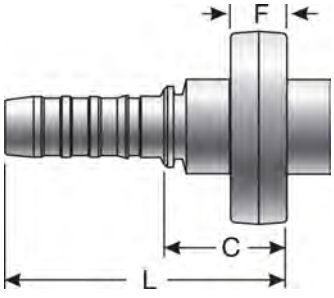

Part No.	Descr.	Prod. No.	⟷		L		C		F	
			"	mm	"	mm	"	mm	"	mm
G20480-1021	10GS-21MPFL	7347-93005	5/8	15.9	3.27	83.1	1.76	44.7	0.56	14.2

Female French GAZ (Poclain) 24° High Pressure Flange



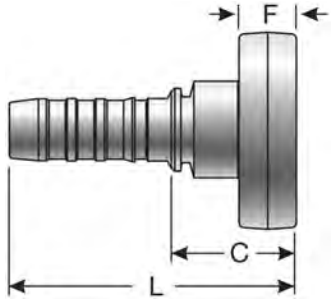

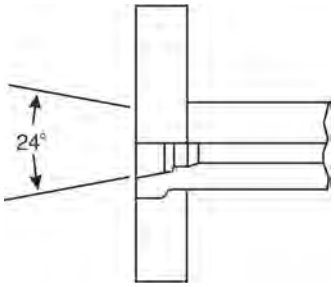

Part No.	Descr.	Prod. No.	⟷		L		C		F	
			"	mm	"	mm	"	mm	"	mm
G20420-0817	8GS-17FPFL	7347-93215	1/2	12.7	2.72	69.1	1.24	31.5	0.56	14.2
G20420-1021	10GS-21FPFL	7347-92995	5/8	15.9	3.35	85.1	1.37	34.7	0.56	14.2

Hose Length Extender Caterpillar



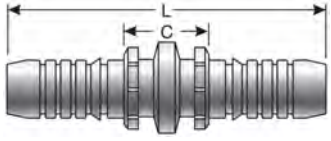

Part No.	Descr.	Prod. No.	⟷		L		C	
			"	mm	"	mm	"	mm
G20534-1616	16GS-16HLEC	7347-76395	1	25.4	7.09	180.1	2.60	66.0

Hose Length Extender - 45° Bent Tube



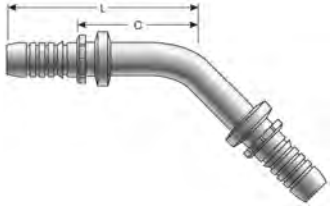

Part No.	Descr.	Prod. No.	⟷		L		C	
			"	mm	"	mm	"	mm
G20536-2020	20GS-20HLE45-103	7347-78895	1 1/4	31.8	9.8	248.9	0.79	20.0

HOSE/CPLG. SELECTION
EQUIPMENT
HOSE SPECIFICATION
GLOBALSPIRAL COUPLINGS
STAINLESS STEEL SPIRAL COUPLINGS
MEGACRIMP COUPLINGS
STAINLESS STEEL BRAID COUPLINGS
POWER CRIMP COUPLINGS
FIELD ATTACHABLE - TYPE T COUPLINGS
FIELD ATTACHABLE - C5 COUPLINGS
FIELD ATTACHABLE - LOCK-ON COUPLINGS
C14 COUPLINGS & ASSEMBLIES
GLP & GL COUPLINGS
GLX COUPLINGS
PCTS THERMOPLASTIC COUPLINGS
POLARSEAL COUPLINGS (ACA, ACB, ACC)
POWER STEERING CPLGS. & TOC ASSEMBLIES
ADAPTERS
QUICK DISCONNECT COUPLERS
BALL VALVES
LIVE SWIVELS
ACCESSORIES
AIR BRAKE CPLGS. & ASSEMBLIES
KITS
BRASS

Hose Length Extender - 90° Bent Tube



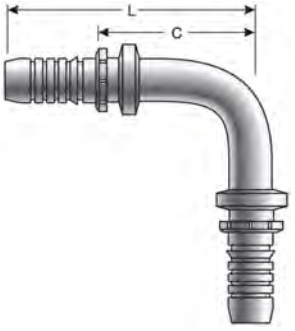

Part No.	Descr.	Prod. No.	⊖		L		C	
			"	mm	"	mm	"	mm
G20537-1212	12GS-12HLE90	7347-73965	3/4	19.1	4.39	111.5	3.07	78.0
G20537-1616	16GS-16HLE90-127	7347-73705	1	25.4	5.00	127.0	2.76	70.1

Male DIN 24° Cone - Light Series

Do not use at a pressure above DIN Light ratings.
Nut Hex per ISO Draft International Standards 12151–2.



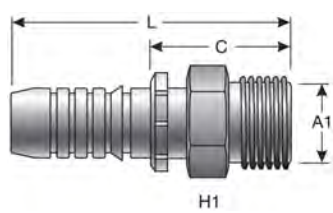

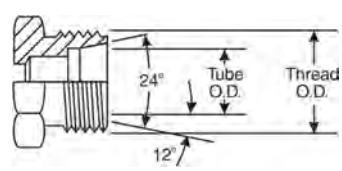

Part No.	Descr.	Prod. No.	⊖			H1	L		C		A1
			"	mm		mm	"	mm	"	mm	mm
G20615-1222	12GS-22MDL	7347-93565	3/4	19.1	M30X2.0	32	3.13	79.5	1.12	28.5	22.0
G20615-1628	16GS-28MDL	7347-91495	1	25.4	M36X2.0	41	3.54	89.9	1.31	33.2	28.0

Female DIN 24° Cone Swivel - Light Series with O-Ring

Do not use at a pressure above DIN Light ratings.
Nut Hex per ISO Draft International Standards 12151–2.



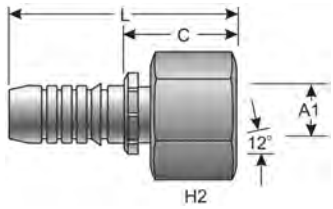

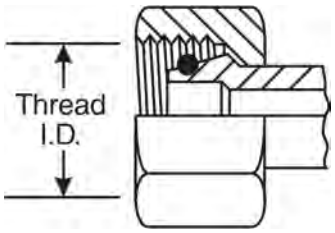

Part No.	Descr.	Prod. No.	⟷			H2	L		C		A1
			"	mm		mm	"	mm	"	mm	mm
G20645-0612	6GS-12FDLORX	7347-92815	3/8	9.5	M18X1.5	22.1	2.87	73.0	1.47	37.2	12.0
G20645-0815	8GS-15FDLORX	7347-90595	1/2	12.7	M22X1.5	22.1	2.87	73.0	1.40	35.5	15.0
G20645-1018	10GS-18FDLORX	7347-92105	5/8	15.9	M26X1.5	32	3.61	91.7	1.63	41.5	18.0
G20645-1222	12GS-22FDLORX	7347-92125	3/4	19.1	M30X2.0	36.1	3.82	97.0	1.81	46.0	22.0
G20645-1228	12GS-28FDLORX	7347-92165	3/4	19.1	M36X2.0	40.9	3.90	99.1	1.89	48.0	28.0
G20645-1628	16GS-28FDLORX	7347-90795	1	25.4	M36X2.0	40.9	4.13	105.0	1.91	48.6	28.0
G20645-2035	20GS-35FDLORX	7347-94135	1 1/4	31.8	M45X2.0	50	5.21	132.3	2.42	61.4	35.0

Female DIN 24° Cone Swivel - Light Series with O-Ring - 45° Bent Tube

Do not use at a pressure above DIN Light ratings.
Nut Hex per ISO Draft International Standards 12151–2.



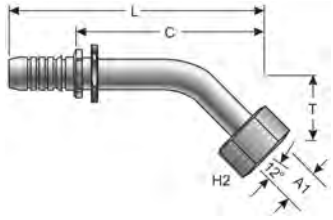

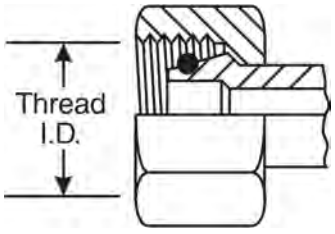

Part No.	Descr.	Prod. No.	⟷			H2	T		L		C		A1
			"	mm		mm	"	mm	"	mm	"	mm	mm
G20650-0815	8GS-15FDLORX45	7347-90605	1/2	12.7	M22X1.5	26.9	1.74	44.3	3.72	94.5	2.25	57.2	15.0
G20650-1222	12GS-22FDLORX45	7347-92525	3/4	19.1	M30X2.0	36.1	1.17	29.8	5.35	135.9	3.34	84.8	22.0
G20650-1628	16GS-28FDLORX45	7347-91525	1	25.4	M36X2.0	40.9	1.22	30.9	6.12	155.5	3.90	99.1	28.0

HOSE/CPLG. SELECTION
EQUIPMENT
HOSE SPECIFICATION
GLOBALSPIRAL COUPLINGS
STAINLESS STEEL SPIRAL COUPLINGS
MEGACRIMP COUPLINGS
STAINLESS STEEL BRAID COUPLINGS
POWER CRIMP COUPLINGS
FIELD ATTACHABLE - TYPE T COUPLINGS
FIELD ATTACHABLE - C5 COUPLINGS
FIELD ATTACHABLE - LOCK-ON COUPLINGS
C14 COUPLINGS & ASSEMBLIES
GLP & GL COUPLINGS
GLX COUPLINGS
PCTS THERMOPLASTIC COUPLINGS
POLARSEAL COUPLINGS (ACA, ACB, ACC)
POWER STEERING CPLGS. & TOC ASSEMBLIES
ADAPTERS
QUICK DISCONNECT COUPLERS
BALL VALVES
LIVE SWIVELS
ACCESSORIES
AIR BRAKE CPLGS. & ASSEMBLIES
KITS
BRASS

Female DIN 24° Cone Swivel - Light Series with O-Ring - 90° Bent Tube

Do not use at a pressure above DIN Light ratings.
Nut Hex per ISO Draft International Standards 12151–2.



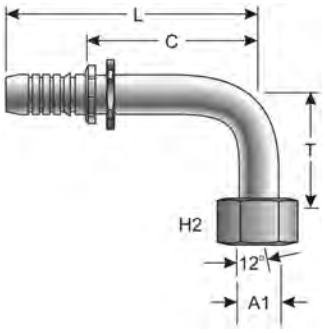

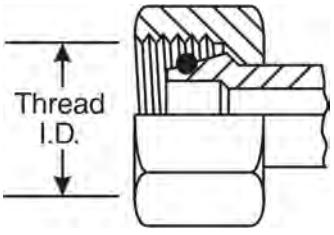

Part No.	Descr.	Prod. No.	⟷			H2	T		L		C		A1
			"	mm		mm	"	mm	"	mm	"	mm	mm
G20655-0612	6GS-12FDLORX90	7347-92455	3/8	9.5	M18X1.5	22.1	1.46	37.1	3.07	78.0	1.66	42.2	12.0
G20655-0815	8GS-15FDLORX90	7347-90615	1/2	12.7	M22X1.5	26.9	1.65	41.9	3.46	87.9	1.99	50.5	15.0
G20655-1018	10GS-18FDLORX90	7347-92515	5/8	15.9	M26X1.5	32	2.03	51.5	4.47	113.5	2.49	63.2	18.0
G20655-1222	12GS-22FDLORX90M	7347-92135	3/4	19.1	M30X2.0	36.1	2.44	62.0	4.86	123.4	2.95	75.0	22.0
G20655-1628	16GS-28FDLORX90M	7347-90765	1	25.4	M36X2.0	40.9	2.76	70.1	5.82	147.8	3.72	94.6	28.0

Male DIN 24° Cone - Heavy Series



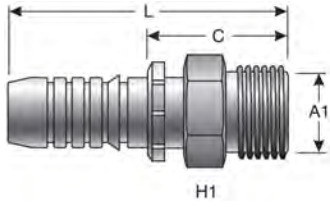

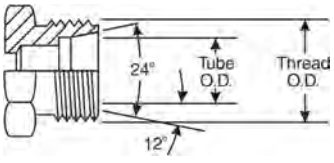

Part No.	Descr.	Prod. No.	⟷			H1	L		C		A1
			"	mm		mm	"	mm	"	mm	mm
G20715-0816	8GS-16MDH	7347-91325	1/2	12.7	M24X1.5	27	1.17	29.7	1.18	30.0	16.0
G20715-1020	10GS-20MDH	7347-92695	5/8	15.9	M30X2.0	32	3.35	85.1	1.37	34.7	20.0
G20715-1220	12GS-20MDH	7347-92255	3/4	19.1	M30X2.0	32	3.35	85.1	1.34	34.0	20.0
G20715-1225	12GS-25MDH	7347-92265	3/4	19.1	M36X2.0	41	3.50	88.9	1.50	38.1	25.0
G20715-1625	16GS-25MDH	7347-91505	1	25.4	M36X2.0	41	3.82	97.0	1.58	40.2	25.0
G20715-1630	16GS-30MDH	7347-91515	1	25.4	M42X2.0	46	3.90	99.1	1.66	42.2	30.0
G20715-2038	20GS-38MDH	7347-93295	1 1/4	31.8	M52X2.0	55	4.84	122.9	2.04	51.9	38.1

Female DIN 24° Cone Swivel - Heavy Series with O-Ring

Nut Hex per ISO Draft International Standards 12151–2.



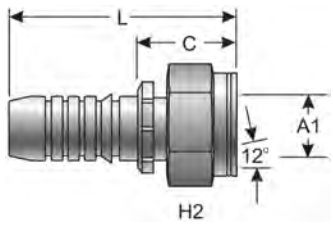

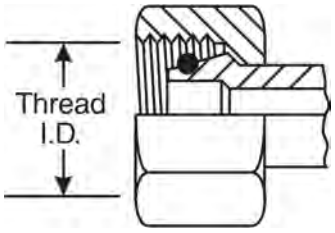

Part No.	Descr.	Prod. No.	⟷		⫴	H2	L		C		A1
			"	mm		mm	"	mm	"	mm	mm
G20720-0610	6GS-10FDHORX	7347-92635	3/8	9.5	M18X1.5	22.1	3.24	82.3	1.44	36.5	10.0
G20720-0612	6GS-12FDHORX	7347-92645	3/8	9.5	M20X1.5	24.1	2.87	73.0	1.47	37.2	12.0
G20720-0614	6GS-14FDHORX	7347-92085	3/8	9.5	M22X1.5	26.9	2.97	75.4	1.56	39.7	14.0
G20720-0816	8GS-16FDHORX	7347-91335	1/2	12.7	M24X1.5	30	3.11	79.0	1.63	41.5	16.0
G20720-0820	8GS-20FDHORX	7347-92715	1/2	12.7	M30X2.0	36.1	3.11	79.0	1.75	44.5	20.0
G20720-1020	10GS-20FDHORX	7347-92115	5/8	15.9	M30X2.0	36.1	3.94	100.1	1.96	49.7	20.0
G20720-1220	12GS-20FDHORX	7347-92145	3/4	19.1	M30X2.0	36.1	4.06	103.1	2.05	52.1	20.0
G20720-1225	12GS-25FDHORX	7347-92155	3/4	19.1	M36X2.0	46	4.23	107.4	2.22	56.4	25.0
G20720-1625	16GS-25FDHORX	7347-91535	1	25.4	M36X2.0	46	4.57	116.1	2.35	59.6	25.0
G20720-1630	16GS-30FDHORX	7347-90805	1	25.4	M42X2.0	50	4.65	118.1	2.43	61.6	30.0
G20720-1638	16GS-38FDHORX	7347-94225	1	25.4	M52X2.0	60	4.40	111.8	2.17	55.2	38.1
G20720-2038	20GS-38FDHORX	7347-93305	1 1/4	31.8	M52X2.0	60	5.71	145.0	2.91	73.9	38.1

Female DIN 24° Cone Swivel - Heavy Series with O-Ring - 45° Bent Tube

Nut Hex per ISO Draft International Standards 12151–2.



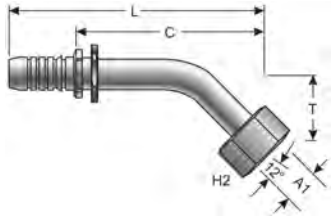

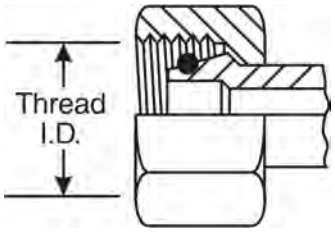

Part No.	Descr.	Prod. No.	⟷		⫴	H2	T		L		C		A1
			"	mm		mm	"	mm	"	mm	"	mm	mm
G20725-0612	6GS-12FDHORX45	7347-92425	3/8	9.5	M20X1.5	24.1	0.74	18.9	2.97	75.4	2.00	50.8	12.0
G20725-0816	8GS-16FDHORX45	7347-91345	1/2	12.7	M24X1.5	30	0.85	21.6	3.70	94.0	2.23	56.7	16.0
G20725-1020	10GS-20FDHORX45	7347-92325	5/8	15.9	M30X2.0	36.1	0.98	24.9	4.79	121.7	2.81	71.3	20.0
G20725-1220	12GS-20FDHORX45	7347-93285	3/4	19.1	M30X2.0	36.1	1.17	29.8	6.33	160.8	4.33	110.0	20.0
G20725-1225	12GS-25FDHORX45M	7347-92175	3/4	19.1	M36X2.0	46	1.23	31.2	5.31	134.9	3.40	86.3	25.0
G20725-1625	16GS-25FDHORX45M	7347-91545	1	25.4	M36X2.0	46	1.38	35.1	3.90	99.1	4.07	103.3	25.0
G20725-1630	16GS-30FDHORX45	7347-91565	1	25.4	M42X2.0	50	1.38	35.1	6.29	159.8	4.07	103.3	30.0
G20725-2038	20GS-38FDHORX45M	7347-93415	1 1/4	31.8	M52X2.0	60	1.67	42.5	7.72	196.1	4.92	124.9	38.1

HOSE/CPLG. SELECTION
EQUIPMENT
HOSE SPECIFICATION
GLOBALSPIRAL COUPLINGS
STAINLESS STEEL SPIRAL COUPLINGS
MEGACRIMP COUPLINGS
STAINLESS STEEL BRAID COUPLINGS
POWER CRIMP COUPLINGS
FIELD ATTACHABLE - TYPE T COUPLINGS
FIELD ATTACHABLE - C5 COUPLINGS
FIELD ATTACHABLE - LOCK-ON COUPLINGS
C14 COUPLINGS & ASSEMBLIES
GLP & GL COUPLINGS
GLX COUPLINGS
PCTS THERMOPLASTIC COUPLINGS
POLARSEAL COUPLINGS (ACA, ACB, ACC)
POWER STEERING CPLGS. & TOC ASSEMBLIES
ADAPTERS
QUICK DISCONNECT COUPLERS
BALL VALVES
LIVE SWIVELS
ACCESSORIES
AIR BRAKE CPLGS. & ASSEMBLIES
KITS
BRASS

Female DIN 24° Cone Swivel - Heavy Series with O-Ring - 90° Bent Tube

Nut Hex per ISO Draft International Standards 12151–2.



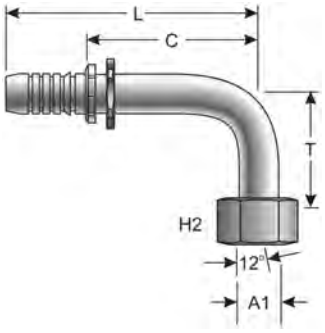

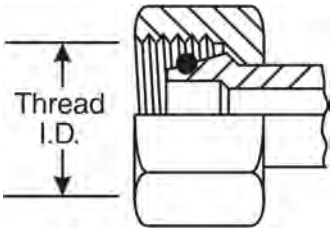

Part No.	Descr.	Prod. No.	⟷			H2	T		L		C		A1
			"	mm		mm	"	mm	"	mm	"	mm	mm
G20730-0612	6GS-12FDHORX90	7347-92435	3/8	9.5	M20X1.5	24.1	1.46	37.1	3.07	78.0	1.66	42.2	12.0
G20730-0816	8GS-16FDHORX90M	7347-91485	1/2	12.7	M24X1.5	30	1.73	43.9	3.39	86.1	1.99	50.5	16.0
G20730-1020	10GS-20FDHORX90M	7347-92335	5/8	15.9	M30X2.0	36.1	2.01	51.1	4.43	112.5	2.45	62.2	20.0
G20730-1220	12GS-20FDHORX90	7347-92185	3/4	19.1	M30X2.0	36.1	2.44	62.0	4.86	123.4	2.95	75.0	20.0
G20730-1225	12GS-25FDHORX90M	7347-92195	3/4	19.1	M36X2.0	46	2.52	64.0	4.86	123.4	2.95	75.0	25.0
G20730-1625	16GS-25FDHORX90	7347-91555	1	25.4	M36X2.0	46	2.99	75.9	5.94	150.9	3.72	94.6	25.0
G20730-1630	16GS-30FDHORX90M	7347-90775	1	25.4	M42X2.0	50	2.99	75.9	5.81	147.6	3.72	94.6	30.0
G20730-2038	20GS-38FDHORX90M	7347-93315	1 1/4	31.8	M52X2.0	60	3.43	87.1	7.11	180.6	4.31	109.4	38.1

Male Kobelco GAZ - Male French GAZ



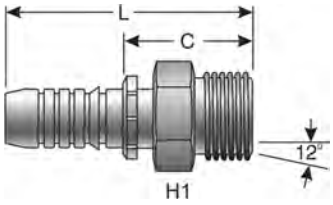

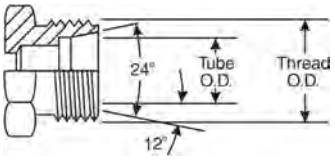

Part No.	Descr.	Prod. No.	⟷			H1	L		C	
			"	mm		mm	"	mm	"	mm
G20735-1222	12GS-22MKB	7347-73665	3/4	19.1	M30X1.5	36	3.35	85.1	1.34	34.0
G20735-1228	12GS-28MKB	7347-73675	3/4	19.1	M36X1.5	41	3.62	91.9	1.61	41.0
G20735-1628	16GS-28MKB	7347-73095	1	25.4	M36X1.5	50	3.98	101.1	1.74	44.2
G20735-1635	16GS-35MKB	7347-73025	1	25.4	M45X1.5	50	3.74	95.0	1.50	38.2

Female French GAZ Swivel - Female Kobelco



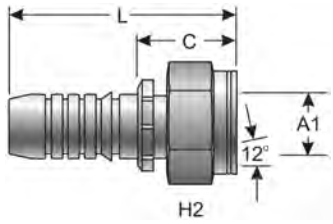

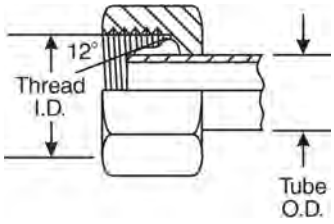

Part No.	Descr.	Prod. No.	⟷			H2	L		C		A1
			"	mm		mm	"	mm	"	mm	mm
G20680-1221	12GS-21FFGX	7347-94715	3/4	19.1	M30X1.5	36.1	3.27	83.1	1.38	35.1	21.3

Male British Standard Pipe Parallel



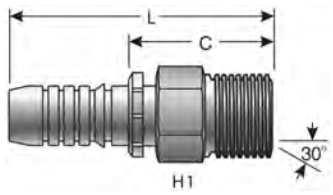

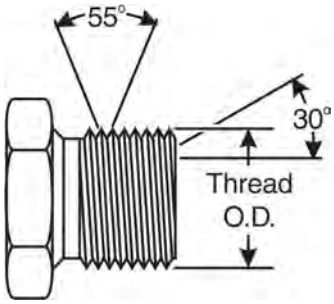

Part No.	Descr.	Prod. No.	⟷			H1	L		C	
			"	mm		mm	"	mm	"	mm
G20810-0606	6GS-6MBSPP	7347-01775	3/8	9.5	3/8-19	22	2.48	63.0	1.07	27.2
G20810-0808	8GS-8MBSPP	7347-91365	1/2	12.7	1/2-14	27	2.66	67.6	1.18	30.0
G20810-1212	12GS-12MBSPP	7347-92205	3/4	19.1	3/4-14	32	3.35	85.1	1.37	34.7
G20810-1616	16GS-16MBSPP	7347-90825	1	25.4	1-11	41	3.86	98.0	1.62	41.2
G20810-2020	20GS-20MBSPP	7347-93365	1 1/4	31.8	1 1/4-11	50	4.65	118.1	1.85	47.0

HOSE/CPLG. SELECTION
EQUIPMENT
HOSE SPECIFICATION
GLOBALSPIRAL COUPLINGS
STAINLESS STEEL SPIRAL COUPLINGS
MEGACRIMP COUPLINGS
STAINLESS STEEL BRAID COUPLINGS
POWER CRIMP COUPLINGS
FIELD ATTACHABLE - TYPE T COUPLINGS
FIELD ATTACHABLE - C5 COUPLINGS
FIELD ATTACHABLE - LOCK-ON COUPLINGS
C14 COUPLINGS & ASSEMBLIES
GLP & GL COUPLINGS
GLX COUPLINGS
PCTS THERMOPLASTIC COUPLINGS
POLARSEAL COUPLINGS (ACA, ACB, ACC)
POWER STEERING CPLGS. & TOC ASSEMBLIES
ADAPTERS
QUICK DISCONNECT COUPLERS
BALL VALVES
LIVE SWIVELS
ACCESSORIES
AIR BRAKE CPLGS. & ASSEMBLIES
KITS
BRASS

Female British Standard Parallel Pipe O-Ring Swivel



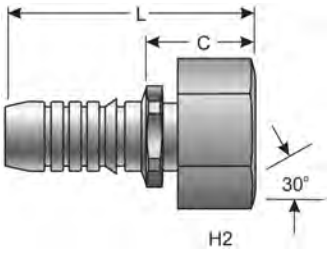

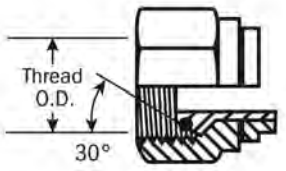

Part No.	Descr.	Prod. No.	⊖					H2	L		C	
			"	mm		mm	"	mm	"	mm
G20830-0606	6GS-6FBSPORX	7347-92235	3/8	9.5	3/8-19	22.1	2.34	59.4	0.97	24.7
G20830-0808	8GS-8FBSPORX	7347-91405	1/2	12.7	1/2-14	26.9	2.40	61.0	0.93	23.5
G20830-1010	10GS-10FBSPORX	7347-92405	5/8	15.9	5/8-14	30	3.35	85.1	1.19	30.2
G20830-1012	10GS-12FBSPORX	7347-93965	5/8	15.9	3/4-14	30	3.35	85.1	1.26	32.0
G20830-1212	12GS-12FBSPORX	7347-93995	3/4	19.1	3/4-14	32	3.41	86.6	1.40	35.5
G20830-1216	12GS-16FBSPORX	7347-92585	3/4	19.1	1-11	40.9	3.74	95.0	1.40	35.6
G20830-1616	16GS-16FBSPORX	7347-90815	1	25.4	1-11	40.9	3.74	95.0	1.52	38.6
G20830-2020	20GS-20FBSPORX	7347-93375	1 1/4	31.8	1 1/4-11	50	4.59	116.6	1.79	45.4

Female British Standard Parallel Pipe O-Ring Swivel - 45° Bent Tube

S, M and L Drops and Hex per ISO Working Draft 12151–6.



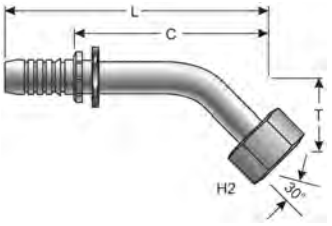

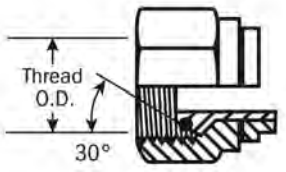

Part No.	Descr.	Prod. No.	⊖					H2	T		L		C	
			"	mm		mm	"	mm	"	mm	"	mm
G20831-0606	6GS-6FBSPORX45	7347-92345	3/8	9.5	3/8-19	22.1	0.61	15.4	3.27	83.1	1.86	47.3
G20831-0808	8GS-8FBSPORX45M	7347-91415	1/2	12.7	1/2-14	26.9	0.67	17.0	3.60	91.4	2.13	54.1
G20831-1010	10GS-10FBSPORX45	7347-92285	5/8	15.9	5/8-14	30	0.84	21.3	4.20	106.7	2.67	67.7
G20831-1212	12GS-12FBSPORX45	7347-94005	3/4	19.1	3/4-14	32	1.11	28.3	5.22	132.6	3.29	83.4
G20831-1616	16GS-16FBSPORX45M	7347-92275	1	25.4	1-11	40.9	1.22	30.9	6.12	155.5	3.90	99.1
G20831-2020	20GS-20FBSPORX45M	7347-93395	1 1/4	31.8	1 1/4-11	50	1.48	37.5	7.52	191.0	4.72	119.9

Female British Standard Parallel Pipe O-Ring Swivel - 90° Bent Tube

S, M and L Drops and Hex per ISO Working Draft 12151–6.



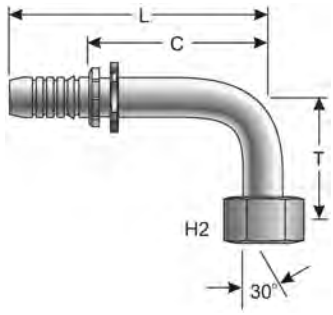

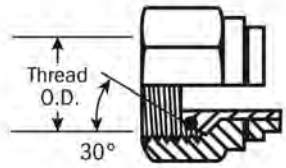

Part No.	Descr.	Prod. No.	⊖			H2	T		L		C	
			"	mm		mm	"	mm	"	mm	"	mm
G20832-0606	6GS-6FBSPORX90	7347-92355	3/8	9.5	3/8-19	22.1	1.26	32.0	3.07	78.0	1.66	42.2
G20832-0808	8GS-8FBSPORX90M	7347-91425	1/2	12.7	1/2-14	26.9	1.48	37.5	3.46	87.9	1.99	50.5
G20832-1010	10GS-10FBSPORX90	7347-92295	5/8	15.9	5/8-14	30	1.81	46.0	4.70	119.4	2.45	62.2
G20832-1212	12GS-12FBSPORX90	7347-94015	3/4	19.1	3/4-14	32	2.36	59.9	4.89	124.2	2.95	75.0
G20832-1616	16GS-16FBSPORX90	7347-90785	1	25.4	1-11	40.9	2.76	70.1	5.81	147.6	3.72	94.6
G20832-2020	20GS-20FBSPORX90M	7347-93405	1 1/4	31.8	1 1/4-11	50	3.15	80.0	7.11	180.6	4.31	109.4

Female British Standard Parallel Pipe O-Ring Swivel - 90° Block



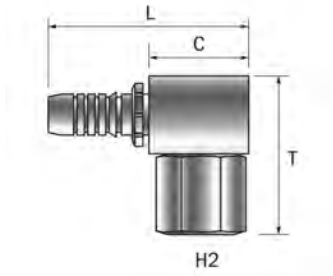

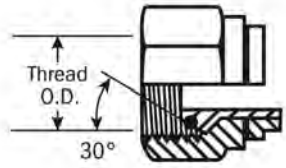

Part No.	Descr.	Prod. No.	⊖			H2	T		L		C	
			"	mm		mm	"	mm	"	mm	"	mm
G20845-1212	12GS-12FBSPORX90BL	7347-93955	3/4	19.1	3/4-14	32	1.53	38.9	3.07	78.0	1.06	27.0

HOSE/CPLG. SELECTION
EQUIPMENT
HOSE SPECIFICATION
GLOBALSPIRAL COUPLINGS
STAINLESS STEEL SPIRAL COUPLINGS
MEGACRIMP COUPLINGS
STAINLESS STEEL BRAID COUPLINGS
POWER CRIMP COUPLINGS
FIELD ATTACHABLE - TYPE T COUPLINGS
FIELD ATTACHABLE - C5 COUPLINGS
FIELD ATTACHABLE - LOCK-ON COUPLINGS
C14 COUPLINGS & ASSEMBLIES
GLP & GL COUPLINGS
GLX COUPLINGS
PCTS THERMOPLASTIC COUPLINGS
POLARSEAL COUPLINGS (ACA, ACB, ACC)
POWER STEERING CPLGS. & TOC ASSEMBLIES
ADAPTERS
QUICK DISCONNECT COUPLERS
BALL VALVES
LIVE SWIVELS
ACCESSORIES
AIR BRAKE CPLGS. & ASSEMBLIES
KITS
BRASS

Female Komatsu Style Japanese Metric Swivel

Max. W.P. 5,000 psi.

These female swivels have been marked with two small notches on the hex to identify them as the Komatsu style.



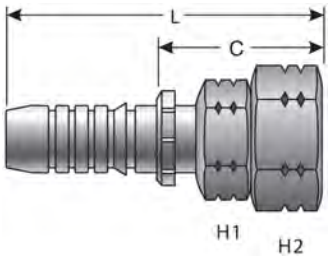

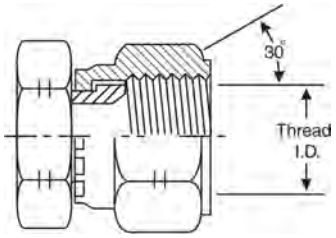

Part No.	Descr.	Prod. No.	⊖			H1	H2	L		C	
			"	mm		mm	mm	"	mm	"	mm
G20910-0808	8GS-8FKX	7347-35245	1/2	12.7	M22X1.5	27	26.9	2.93	74.4	1.46	37.1
G20910-1010	10GS-10FKX	7347-35345	5/8	15.9	M24X1.5	30	32	3.74	95.0	1.76	44.7
G20910-1212	12GS-12FKX	7347-35445	3/4	19.1	M30X1.5	32	36.1	4.00	101.6	2.00	50.7
G20910-1616	16GS-16FKX	7347-35555	1	25.4	M33X1.5	41	40.9	4.51	114.6	2.29	58.2

Female Japanese Industrial Standard Swivel



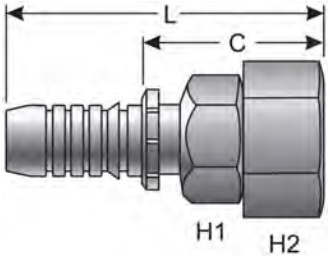

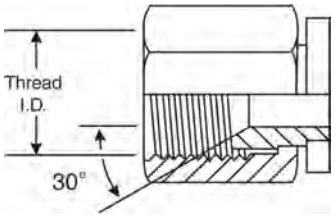

Part No.	Descr.	Prod. No.	⊖			H1	H2	L		C	
			"	mm		mm	mm	"	mm	"	mm
G20930-1212	12GS-12FJISX	7347-76195	3/4	19.1	3/4-14	32	36.1	3.87	98.3	1.86	47.2
G20930-1616	16GS-16FJISX	7347-76005	1	25.4	1-11	41	40.9	4.25	108.0	2.03	51.6

GS Ferrule for Wire Braid Hose

Consult eCrimp for wire braid types and sizes.



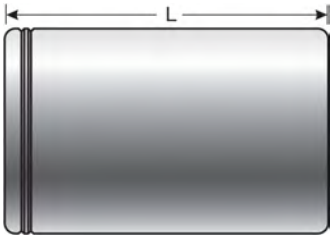

Part No.	Descr.	Prod. No.	⊖		⟟		L	
			"	mm	"	mm	"	mm
G20995-0106	6GS1F-1	7347-02875	3/8	9.5	0.96	24.4	1.20	30.5
G20995-0206	6GS1F-2	7347-02945	3/8	9.5	1.06	26.9	1.20	30.5
G20995-0208	8GS1F-2	7347-02955	1/2	12.7	1.15	29.2	1.47	37.3
G20995-0210	10GS1F-2	7347-02965	5/8	15.9	1.33	33.8	1.40	35.6
G20995-0212	12GS1F-2	7347-02975	3/4	19.1	1.57	39.9	1.73	43.9
G20995-0216	16GS1F-2	7347-02985	1	25.4	1.94	49.3	2.06	52.3
G20995-0220	20GS1F-2	7347-02995	1 1/4	31.8	2.37	60.2	2.41	61.2

GS Ferrule for 4-Spiral Hose



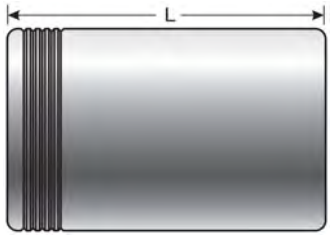

Part No.	Descr.	Prod. No.	⊖		⟟		L	
			"	mm	"	mm	"	mm
G20995-0406	6GS1F-4	7347-03105	3/8	9.5	1.25	31.8	1.43	36.3
G20995-0406T	6GS1F-4TCX*	7322-50025	3/8	9.5	1.25	31.8	1.43	36.3
G20995-0408	8GS1F-4	7347-03115	1/2	12.7	1.35	34.3	1.45	36.9
G20995-0410	10GS1F-4	7347-03125	5/8	15.9	1.64	41.7	1.88	47.8
G20995-0412	12GS1F-4	7347-03135	3/4	19.1	1.80	45.7	2.00	50.8
G20995-0412T	12GS1F-4TCX*	7322-50065	3/4	19.1	1.80	45.7	2.00	50.8
G20995-0416	16GS1F-4	7347-03145	1	25.4	2.07	52.6	2.22	56.4
G20995-0416T	16GS1F-4TCX*	7322-50165	1	25.4	2.07	52.6	2.22	56.4
G20995-0420	20GS1F-4	7347-03155	1 1/4	31.8	2.42	61.5	2.67	67.8

**TuffCoat Xtreme™ Plating*

HOSE/CPLG. SELECTION
EQUIPMENT
HOSE SPECIFICATION
GLOBALSPIRAL COUPLINGS
STAINLESS STEEL SPIRAL COUPLINGS
MEGACRIMP COUPLINGS
STAINLESS STEEL BRAID COUPLINGS
POWER CRIMP COUPLINGS
FIELD ATTACHABLE - TYPE T COUPLINGS
FIELD ATTACHABLE - C5 COUPLINGS
FIELD ATTACHABLE - LOCK-ON COUPLINGS
C14 COUPLINGS & ASSEMBLIES
GLP & GL COUPLINGS
GLX COUPLINGS
PCTS THERMOPLASTIC COUPLINGS
POLARSEAL COUPLINGS (ACA, ACB, ACC)
POWER STEERING CPLGS. & TOC ASSEMBLIES
ADAPTERS
QUICK DISCONNECT COUPLERS
BALL VALVES
LIVE SWIVELS
ACCESSORIES
AIR BRAKE CPLGS. & ASSEMBLIES
KITS
BRASS

GS Ferrule for 6-Spiral Hose



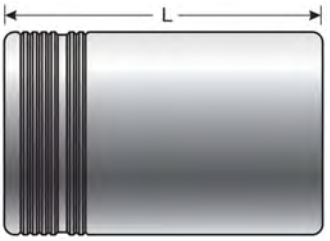

Part No.	Descr.	Prod. No.	⊖		⌀		L	
			"	mm	"	mm	"	mm
G20995-0620	20GS1F-6	7347-02905	1 1/4	31.8	2.67	67.8	2.87	73.0

GS Ferrule for ID5K Hose



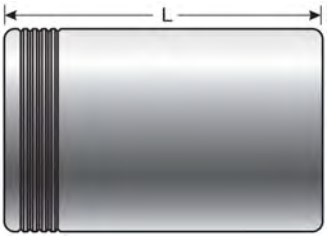

Part No.	Descr.	Prod. No.	⊖		⌀		L	
			"	mm	"	mm	"	mm
G20997-0410	10GSID1F-4	7347-85925	5/8	15.9	1.43	36.3	1.81	46.0

1 1/4" Special One-Piece Couplings - Male Pipe (NPTF - 30° Cone Seat)

MGS Couplings for use with MC4–20 Crimper Only.



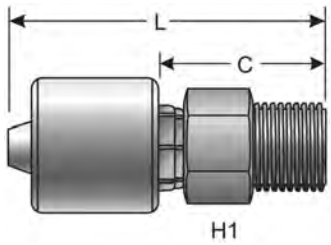

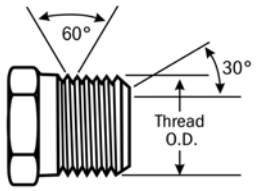

Part No.	Descr.	Prod. No.	⟷			H1	L		C	
			"	mm		"	"	mm	"	mm
G21100-2020	20MGS-20MP	7347-86005	1 1/4	31.8	1 1/4-11 1/2	1 3/4	5.00	127.0	2.20	55.9

1 1/4" Special One-Piece Couplings - Male JIC 37° Flare

MGS Couplings for use with MC4–20 Crimper Only.



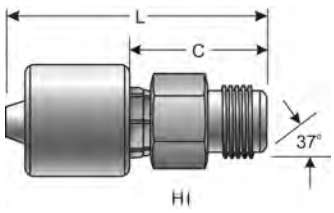

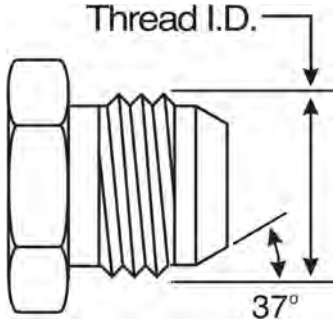

Part No.	Descr.	Prod. No.	⟷			H1	L		C	
			"	mm		"	"	mm	"	mm
G21165-2020	20MGS-20MJ	7347-86015	1 1/4	31.8	1 5/8-12	1 3/4	4.92	125.0	2.12	53.9

HOSE/CPLG. SELECTION
EQUIPMENT
HOSE SPECIFICATION
GLOBALSPIRAL COUPLINGS
STAINLESS STEEL SPIRAL COUPLINGS
MEGACRIMP COUPLINGS
STAINLESS STEEL BRAID COUPLINGS
POWER CRIMP COUPLINGS
FIELD ATTACHABLE - TYPE T COUPLINGS
FIELD ATTACHABLE - C5 COUPLINGS
FIELD ATTACHABLE - LOCK-ON COUPLINGS
C14 COUPLINGS & ASSEMBLIES
GLP & GL COUPLINGS
GLX COUPLINGS
PCTS THERMOPLASTIC COUPLINGS
POLARSEAL COUPLINGS (ACA, ACB, ACC)
POWER STEERING CPLGS. & TOC ASSEMBLIES
ADAPTERS
QUICK DISCONNECT COUPLERS
BALL VALVES
LIVE SWIVELS
ACCESSORIES
AIR BRAKE CPLGS. & ASSEMBLIES
KITS
BRASS

1 1/4" Special One-Piece Couplings - Female JIC 37° Flare Swivel

MGS Couplings for use with MC4–20 Crimper Only.



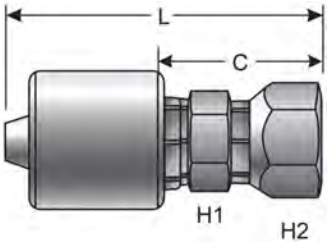

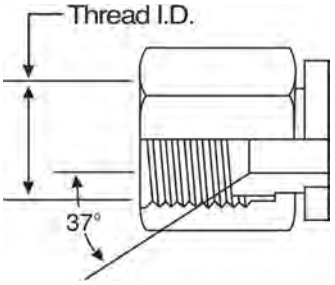

Part No.	Descr.	Prod. No.	⟷		≡	H1	H2	L		C	
			"	mm		"	"	"	mm	"	mm
G21170-2020	20MGS-20FJX	7347-86025	1 1/4	31.8	1 5/8-12	1 7/8	2	5.35	135.9	2.56	65.0

1 1/4" Special One-Piece Couplings - Female JIC 37° Flare Swivel - 90° Bent Tube

MGS Couplings for use with MC4–20 Crimper Only.



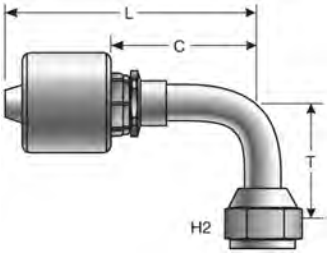

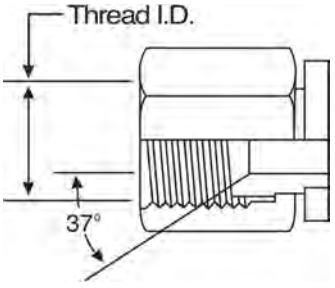

Part No.	Descr.	Prod. No.	⟷		≡	H2	T		L		C	
			"	mm		"	"	mm	"	mm	"	mm
G21180-2020	20MGS-20FJX90M-078	7347-86035	1 1/4	31.8	1 5/8-12	2	3.07	78.0	6.85	174.0	4.05	102.9

1 1/4" Special One-Piece Couplings - Code 61 O-Ring Flange - 45° Bent Tube

MGS Couplings for use with MC4–20 Crimper Only.



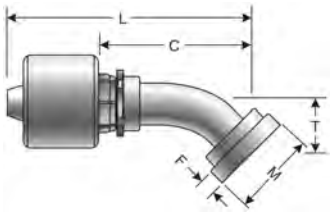

Part No.	Descr.	Prod. No.	⟷		M		T		L		C		F	
			"	mm	"	mm	"	mm	"	mm	"	mm	"	mm
G21306-2020	20MGS-20FL45S-032	7347-86075	1 1/4	31.8	2.00	50.8	1.26	32.0	6.69	169.9	3.89	98.9	0.32	8.1

1 1/4" Special One-Piece Couplings - Code 62 O-Ring Flange

MGS Couplings for use with MC4–20 Crimper Only.



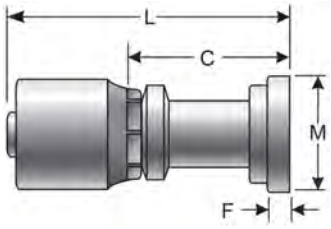

Part No.	Descr.	Prod. No.	⟷		M		L		C		F	
			"	mm	"	mm	"	mm	"	mm	"	mm
G21350-2020	20MGS-20FLH	7347-86135	1 1/4	31.8	2.13	54.1	5.75	146.1	2.95	75.0	0.41	10.4

HOSE/CPLG. SELECTION
EQUIPMENT
HOSE SPECIFICATION
GLOBALSPIRAL COUPLINGS
STAINLESS STEEL SPIRAL COUPLINGS
MEGACRIMP COUPLINGS
STAINLESS STEEL BRAID COUPLINGS
POWER CRIMP COUPLINGS
FIELD ATTACHABLE - TYPE T COUPLINGS
FIELD ATTACHABLE - C5 COUPLINGS
FIELD ATTACHABLE - LOCK-ON COUPLINGS
C14 COUPLINGS & ASSEMBLIES
GLP & GL COUPLINGS
GLX COUPLINGS
PCTS THERMOPLASTIC COUPLINGS
POLARSEAL COUPLINGS (ACA, ACB, ACC)
POWER STEERING CPLGS. & TOC ASSEMBLIES
ADAPTERS
QUICK DISCONNECT COUPLERS
BALL VALVES
LIVE SWIVELS
ACCESSORIES
AIR BRAKE CPLGS. & ASSEMBLIES
KITS
BRASS

1 1/4" Special One-Piece Couplings - Male DIN 24° Cone - Heavy Series

MGS Couplings for use with MC4–20 Crimper Only.



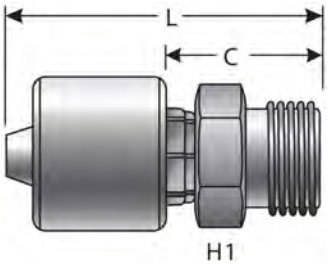

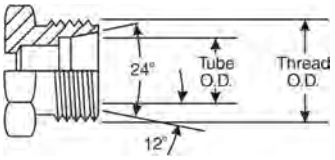

Part No.	Descr.	Prod. No.	⟷					H1	L		C	
			"	mm		mm	"	mm	"	mm
G21715-2038	20MGS-38MDH	7347-86115	1 1/4	31.8	M52X2.0	55	4.84	122.9	2.04	51.9

1 1/4" Special One-Piece Couplings - Female DIN 24° Cone Swivel - Heavy Series with O-Ring

MGS Couplings for use with MC4–20 Crimper Only.



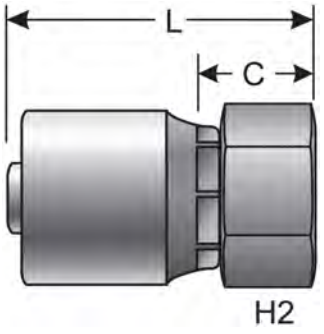

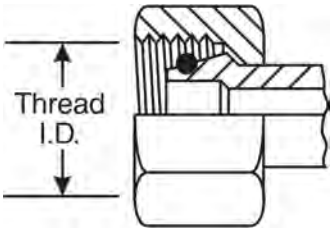

Part No.	Descr.	Prod. No.	⟷					H2	L		C	
			"	mm		mm	"	mm	"	mm
G21720-2038	20MGS-38FDHORX	7347-86095	1 1/4	31.8	M52X2.0	60	5.71	145.0	2.91	73.9

Male Pipe (NPTF - 30° Cone Seat)



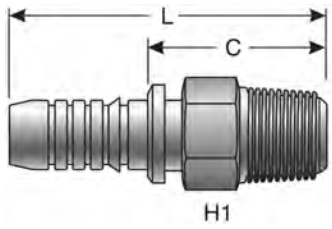

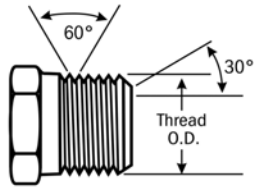

Part No.	Descr.	Prod. No.	⟷			H1	L		C	
			"	mm		"	"	mm	"	mm
G22100-2424	24GSP-24MP	7347-20725	1 1/2	38.1	1 1/2-11 1/2	2	5.24	133.1	2.34	59.4
G22100-3232	32GSP-32MP	7347-20795	2	50.8	2-11 1/2	2 1/2	6.05	153.7	2.43	61.7

API Line Pipe Connection



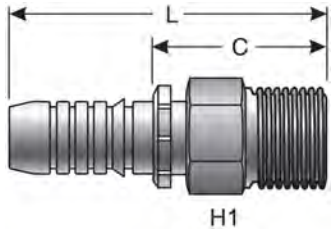

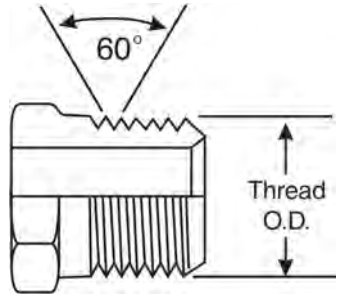

Part No.	Descr.	Prod. No.	⟷			H1	L		C	
			"	mm		"	"	mm	"	mm
G22102-2424	24GSP-24API-LP	7347-85665	1 1/2	38.1	1 1/2 API 5B LP	2	5.45	138.4	3.81	96.7
G22102-3232	32GSP-32MPAPI	7347-85415	2	50.8	2-11 1/2	2 1/2	7.90	200.7	4.28	108.6

HOSE/CPLG. SELECTION
EQUIPMENT
HOSE SPECIFICATION
GLOBALSPIRAL COUPLINGS
STAINLESS STEEL SPIRAL COUPLINGS
MEGACRIMP COUPLINGS
STAINLESS STEEL BRAID COUPLINGS
POWER CRIMP COUPLINGS
FIELD ATTACHABLE - TYPE T COUPLINGS
FIELD ATTACHABLE - C5 COUPLINGS
FIELD ATTACHABLE - LOCK-ON COUPLINGS
C14 COUPLINGS & ASSEMBLIES
GLP & GL COUPLINGS
GLX COUPLINGS
PCTS THERMOPLASTIC COUPLINGS
POLARSEAL COUPLINGS (ACA, ACB, ACC)
POWER STEERING CPLGS. & TOC ASSEMBLIES
ADAPTERS
QUICK DISCONNECT COUPLERS
BALL VALVES
LIVE SWIVELS
ACCESSORIES
AIR BRAKE CPLGS. & ASSEMBLIES
KITS
BRASS

Male JIC 37° Flare



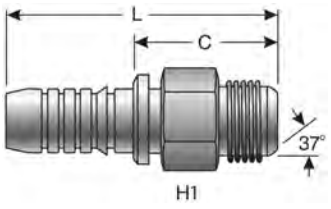

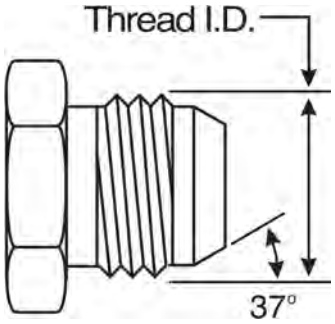

Part No.	Descr.	Prod. No.	⊖			H1	L		C	
			"	mm		"	"	mm	"	mm
G22165-2420	24GSP-20MJ	7347-81455	1 1/2	38.1	1 5/8-12	1 31/32	5.00	127.0	2.10	53.4
G22165-2424	24GSP-24MJ	7347-81465	1 1/2	38.1	1 7/8-12	1 31/32	5.12	130.1	2.21	56.1
G22165-3232	32GSP-32MJ	7347-81535	2	50.8	2 1/2-12	2 9/16	6.34	161.0	2.72	69.1

Female JIC 37° Flare Swivel



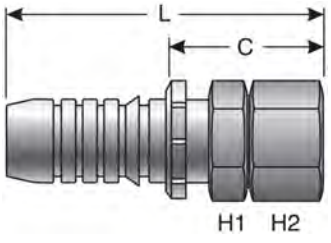

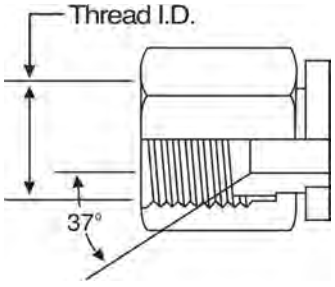

Part No.	Descr.	Prod. No.	⊖			H1	H2	L		C	
			"	mm		"	"	"	mm	"	mm
G22170-2424	24GSP-24FJX	7347-82455	1 1/2	38.1	1 7/8-12	1 31/32	2 23/64	5.64	143.3	2.74	69.7
G22170-2432	24GSP-32FJX	7347-82465	1 1/2	38.1	2 1/2-12	2 9/16	2 63/64	6.88	174.8	3.07	78.0
G22170-3232	32GSP-32FJX	7347-82525	2	50.8	2 1/2-12	2 9/16	2 61/64	6.80	172.7	3.17	80.6

HOSE/CPLG. SELECTION
EQUIPMENT
HOSE SPECIFICATION
GLOBALSPIRAL COUPLINGS
STAINLESS STEEL SPIRAL COUPLINGS
MEGACRIMP COUPLINGS
STAINLESS STEEL BRAID COUPLINGS
POWER CRIMP COUPLINGS
FIELD ATTACHABLE - TYPE T COUPLINGS
FIELD ATTACHABLE - C5 COUPLINGS
FIELD ATTACHABLE - LOCK-ON COUPLINGS
C14 COUPLINGS & ASSEMBLIES
GLP & GL COUPLINGS
GLX COUPLINGS
PCTS THERMOPLASTIC COUPLINGS
POLARSEAL COUPLINGS (ACA, ACB, ACC)
POWER STEERING CPLGS. & TOC ASSEMBLIES
ADAPTERS
QUICK DISCONNECT COUPLERS
BALL VALVES
LIVE SWIVELS
ACCESSORIES
AIR BRAKE CPLGS. & ASSEMBLIES
KITS
BRASS

Female JIC 37° Flare Swivel - 45° Bent Tube



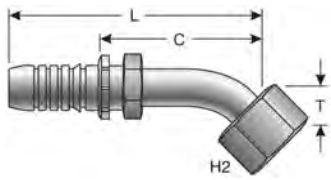

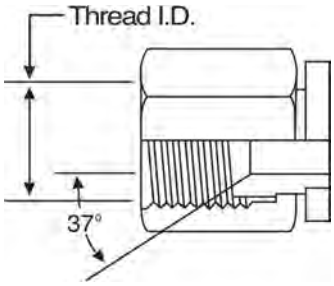

Part No.	Descr.	Prod. No.	⟷			H2	T		L		C	
			"	mm		"	"	mm	"	mm	"	mm
G22175-2424	24GSP-24FJX45-050	7347-83735	1 1/2	38.1	1 7/8-12	2 21/64	1.97	50.0	9.17	232.9	6.28	159.5

Female JIC 37° Flare Swivel - 90° Bent Tube



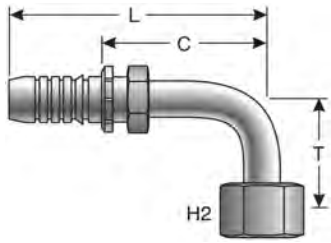

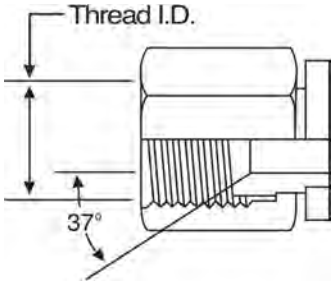

Part No.	Descr.	Prod. No.	⟷			H2	T		L		C	
			"	mm		"	"	mm	"	mm	"	mm
G22179-2424	24GSP-24FJX90-089	7347-84745	1 1/2	38.1	1 7/8-12	2 21/64	3.50	88.9	8.35	212.1	5.45	138.4
G22180-2424	24GSP-24FJX90-118	7347-84755	1 1/2	38.1	1 7/8-12	2 21/64	4.65	118.1	7.46	189.5	4.56	115.8
G22180-3232	32GSP-32FJX90M	7347-84785	2	50.8	2 1/2-12	3	5.51	140.0	10.71	272	7.07	179.6

HOSE/CPLG. SELECTION
EQUIPMENT
HOSE SPECIFICATION
GLOBALSPIRAL COUPLINGS
STAINLESS STEEL SPIRAL COUPLINGS
MEGACRIMP COUPLINGS
STAINLESS STEEL BRAID COUPLINGS
POWER CRIMP COUPLINGS
FIELD ATTACHABLE - TYPE T COUPLINGS
FIELD ATTACHABLE - C5 COUPLINGS
FIELD ATTACHABLE - LOCK-ON COUPLINGS
C14 COUPLINGS & ASSEMBLIES
GLP & GL COUPLINGS
GLX COUPLINGS
PCTS THERMOPLASTIC COUPLINGS
POLARSEAL COUPLINGS (ACA, ACB, ACC)
POWER STEERING CPLGS. & TOC ASSEMBLIES
ADAPTERS
QUICK DISCONNECT COUPLERS
BALL VALVES
LIVE SWIVELS
ACCESSORIES
AIR BRAKE CPLGS. & ASSEMBLIES
KITS
BRASS

Male Flat-Face O-Ring

Includes Peroxide–cured O–Ring.
Metric Hex per ISO Draft International Standard 12151–1.
Utilizes SAE J1453 Captive O–Ring Groove for Improved O–Ring Retention.



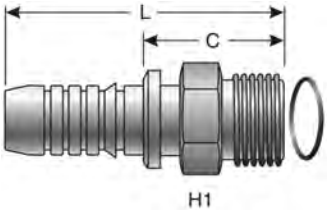

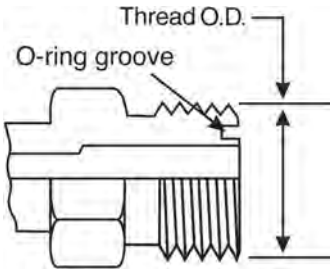

Part No.	Descr.	Prod. No.	⟷			H1	L		C	
			"	mm		mm	"	mm	"	mm
G22225-2424	24GSP-24MFFOR	7347-23905	1 1/2	38.1	2-12	55	5.12	130.1	2.22	56.4

Female Flat-Face O-Ring Swivel

Metric Hex per ISO Draft International Standard 12151–1.
SAE J1453 O–Ring Face Seal.



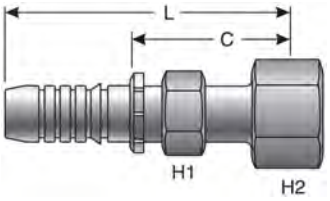

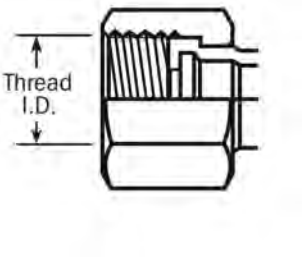

Part No.	Descr.	Prod. No.	⟷			H1	H2	L		C	
			"	mm		mm	mm	"	mm	"	mm
G22230-2424	24GSP-24FFORX	7347-30725	1 1/2	38.1	2-12	55	60	5.17	131.3	2.50	63.5

Female Flat-Face O-Ring Swivel - 45° Bent Tube

Metric Hex per ISO Draft International Standard 12151–1.
SAE J1453 O–Ring Face Seal.



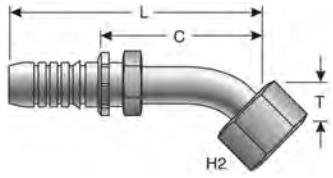

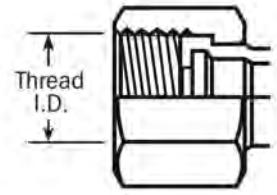

Part No.	Descr.	Prod. No.	⊖			H2	T		L		C	
			"	mm		mm	"	mm	"	mm	"	mm
G22235-2424	24GSP-24FFORX45-036	7347-31725	1 1/2	38.1	2-12	60	1.42	36.1	8.13	206.5	5.23	132.9

Female Flat-Face O-Ring Swivel - 90° Bent Tube

Metric Hex per ISO Draft International Standard 12151–1.
SAE J1453 O–Ring Face Seal.



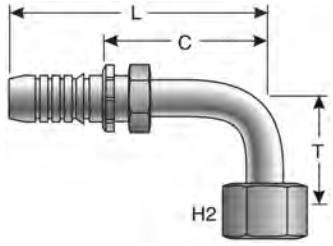

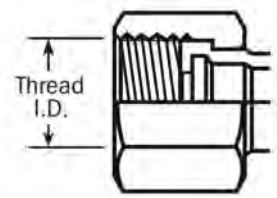

Part No.	Descr.	Prod. No.	⊖			H2	T		L		C	
			"	mm		mm	"	mm	"	mm	"	mm
G22240-2424	24GSP-24FFORX90M	7347-33725	1 1/2	38.1	2-12	2.3	3.39	86.1	7.61	193.3	4.95	125.8
G22241-2424	24GSP-24FFORX90L	7347-34725	1 1/2	38.1	2-12	2.3	5.55	141.0	7.61	193.3	4.95	125.8

HOSE/CPLG. SELECTION
EQUIPMENT
HOSE SPECIFICATION
GLOBALSPIRAL COUPLINGS
STAINLESS STEEL SPIRAL COUPLINGS
MEGACRIMP COUPLINGS
STAINLESS STEEL BRAID COUPLINGS
POWER CRIMP COUPLINGS
FIELD ATTACHABLE - TYPE T COUPLINGS
FIELD ATTACHABLE - C5 COUPLINGS
FIELD ATTACHABLE - LOCK-ON COUPLINGS
C14 COUPLINGS & ASSEMBLIES
GLP & GL COUPLINGS
GLX COUPLINGS
PCTS THERMOPLASTIC COUPLINGS
POLARSEAL COUPLINGS (ACA, ACB, ACC)
POWER STEERING CPLGS. & TOC ASSEMBLIES
ADAPTERS
QUICK DISCONNECT COUPLERS
BALL VALVES
LIVE SWIVELS
ACCESSORIES
AIR BRAKE CPLGS. & ASSEMBLIES
KITS
BRASS

Code 61 O-Ring Flange

–20FL through –40FL Max. W.P. 3,000 psi.
See Accessories for O–Rings.



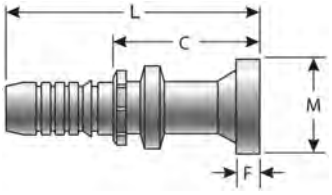

Part No.	Descr.	Prod. No.	⟷		M		L		C		F	
			"	mm	"	mm	"	mm	"	mm	"	mm
G22300-2420	24GSP-20FL	7347-41715	1 1/2	38.1	2.00	50.8	5.74	145.8	2.85	72.4	0.32	8.1
G22300-2424	24GSP-24FL	7347-41725	1 1/2	38.1	2.38	60.5	6.02	152.9	3.12	79.3	0.32	8.1
G22300-2432	24GSP-32FL	7347-41735	1 1/2	38.1	2.81	71.4	5.79	147.1	3.12	79.3	0.38	9.7
G22300-3224	32GSP-24FL	7347-41785	2	50.8	2.38	60.5	6.53	165.9	3.19	80.9	0.32	8.1
G22300-3232	32GSP-32FL	7347-41795	2	50.8	2.81	71.4	6.27	159.3	2.65	67.3	0.38	9.7
G22300-3240	32GSP-40FL	7347-41805	2	50.8	3.31	84.1	8.52	216.4	2.65	67.3	0.38	9.7

Code 61 O-Ring Flange - 22 1/2° Bent Tube

–24FL and –32FL Max. W.P. 3,000 psi.
S, M and L Drops per ISO Final Draft International Standard 12151–3.
See Accessories for O–Rings.



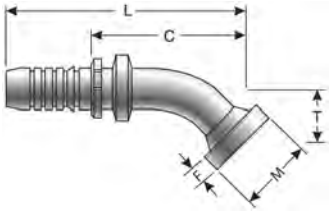

Part No.	Descr.	Prod. No.	⟷		M		T		L		C		F	
			"	mm	"	mm	"	mm	"	mm	"	mm	"	mm
G22302-2424	24GSP-24FL22M	7347-42725	1 1/2	38.1	2.38	60.5	0.71	18.0	8.31	211.0	5.41	137.5	0.32	8.1
G22302-2432	24GSP-32FL22M	7347-42735	1 1/2	38.1	2.81	71.4	0.87	22.1	8.43	214.1	5.52	140.2	0.38	9.7
G22302-3232	32GSP-32FL22M	7347-42795	2	50.8	2.81	71.4	0.97	24.6	10.83	275.1	7.22	183.4	0.38	9.7

Code 61 O-Ring Flange - 30° Bent Tube

–24FL and –32FL Max. W.P. 3,000 psi.
S, M and L Drops per ISO Final Draft International Standard 12151–3.
See Accessories for O–Rings.



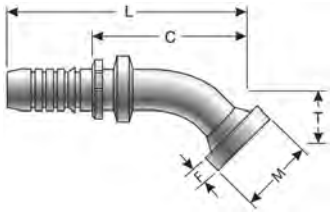

Part No.	Descr.	Prod. No.	⟷		M		T		L		C		F	
			"	mm	"	mm	"	mm	"	mm	"	mm	"	mm
G22304-2424	24GSP-24FL30S	7347-43725	1 1/2	38.1	2.38	60.5	0.98	24.9	8.23	209	5.32	135.1	0.32	8.1
G22304-2432	24GSP-32FL30M	7347-43735	1 1/2	38.1	2.81	71.4	1.26	32.0	8.27	210.1	5.39	136.8	0.38	9.7
G22304-3232	32GSP-32FL30M	7347-43795	2	50.8	2.81	71.4	1.26	32.0	10.70	271.8	7.10	180.4	0.38	9.7

Code 61 O-Ring Flange - 45° Bent Tube

–20FL through –32FL Max. W.P. 3,000 psi.
S, M and L Drops per ISO Final Draft International Standard 12151–3.
See Accessories for O–Rings.



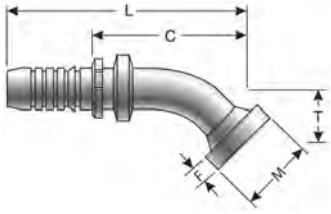

Part No.	Descr.	Prod. No.	⟷		M		T		L		C		F	
			"	mm	"	mm	"	mm	"	mm	"	mm	"	mm
G22306-2420	24GSP-20FL45S	7347-44715	1 1/2	38.1	2.00	50.8	1.26	32.0	7.09	180.1	4.51	114.5	0.32	8.1
G22306-2424	24GSP-24FL45S	7347-44725	1 1/2	38.1	2.38	60.5	1.50	38.1	7.95	201.9	5.06	128.5	0.32	8.1
G22306-2432	24GSP-32FL45S	7347-44735	1 1/2	38.1	2.81	71.4	2.05	52.1	7.87	199.9	4.97	126.2	0.38	9.7
G22306-3224	32GSP-24FL45S	7347-44785	2	50.8	2.38	60.5	1.50	38.1	8.10	205.8	4.48	113.8	0.32	8.1
G22307-3232	32GSP-32FL45-066	7347-44805	2	50.8	2.81	71.4	2.60	66.0	10.12	257.1	6.50	165.1	0.38	9.7

HOSE/CPLG. SELECTION
EQUIPMENT
HOSE SPECIFICATION
GLOBALSPIRAL COUPLINGS
STAINLESS STEEL SPIRAL COUPLINGS
MEGACRIMP COUPLINGS
STAINLESS STEEL BRAID COUPLINGS
POWER CRIMP COUPLINGS
FIELD ATTACHABLE - TYPE T COUPLINGS
FIELD ATTACHABLE - C5 COUPLINGS
FIELD ATTACHABLE - LOCK-ON COUPLINGS
C14 COUPLINGS & ASSEMBLIES
GLP & GL COUPLINGS
GLX COUPLINGS
PCTS THERMOPLASTIC COUPLINGS
POLARSEAL COUPLINGS (ACA, ACB, ACC)
POWER STEERING CPLGS. & TOC ASSEMBLIES
ADAPTERS
QUICK DISCONNECT COUPLERS
BALL VALVES
LIVE SWIVELS
ACCESSORIES
AIR BRAKE CPLGS. & ASSEMBLIES
KITS
BRASS

Code 61 O-Ring Flange - 60° Bent Tube

–24FL and –32FL Max. W.P. 3,000 psi.
S, M and L Drops per ISO Final Draft International Standard 12151–3.
See Accessories for O–Rings.



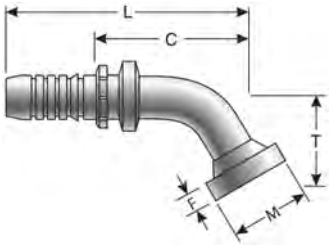

Part No.	Descr.	Prod. No.	⟷		M		T		L		C		F	
			"	mm	"	mm	"	mm	"	mm	"	mm	"	mm
G22308-2424	24GSP-24FL60S	7347-45725	1 1/2	38.1	2.38	60.5	2.09	53.1	9.09	230.9	6.20	157.5	0.32	8.1
G22309-2432	24GSP-32FL60S	7347-45735	1 1/2	38.1	2.81	71.4	2.95	75.0	9.21	233.9	6.34	160.9	0.38	9.7
G22309-3232	32GSP-32FL60S	7347-45805	2	50.8	2.81	71.4	2.95	75.0	10.20	259.1	6.59	167.3	0.38	9.7

Code 61 O-Ring Flange - 67 1/2° Bent Tube

–24FL and –32FL Max. W.P. 3,000 psi.
S, M and L Drops per ISO Final Draft International Standard 12151–3.
See Accessories for O–Rings.



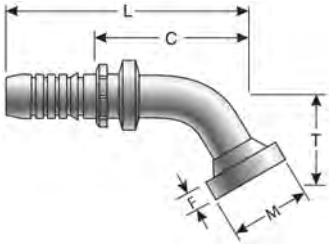

Part No.	Descr.	Prod. No.	⟷		M		T		L		C		F	
			"	mm	"	mm	"	mm	"	mm	"	mm	"	mm
G22311-2424	24GSP-24FL67S	7347-46725	1 1/2	38.1	2.38	60.5	2.40	61.0	8.90	226.1	5.92	150.3	0.32	8.1
G22311-2432	24GSP-32FL67S	7347-46735	1 1/2	38.1	2.81	71.4	3.35	85.1	10.20	259.1	5.92	150.4	0.38	9.7
G22311-3232	32GSP-32FL67S	7347-46795	2	50.8	2.81	71.4	3.35	85.1	10.20	259.1	6.56	166.7	0.38	9.7

Code 61 O-Ring Flange - 90° Bent Tube

–20FL through –40FL Max. W.P. 3,000 psi.
S, M and L Drops per ISO Final Draft International Standard 12151–3.
See Accessories for O–Rings.



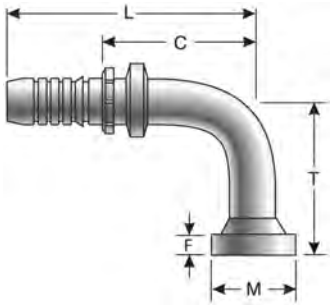

Part No.	Descr.	Prod. No.	⟷		M		T		L		C		F	
			"	mm	"	mm	"	mm	"	mm	"	mm	"	mm
G22314-2420	24GSP-20FL90S	7347-47715	1 1/2	38.1	2.00	50.8	2.68	68.1	6.81	173.0	3.92	99.6	0.32	8.1
G22315-2424	24GSP-24FL90M	7347-74725	1 1/2	38.1	2.38	60.5	4.09	104.0	6.89	175.0	4.01	101.9	0.32	8.1
G22316-2424	24GSP-24FL90-148	7347-85625	1 1/2	38.1	2.38	60.5	5.83	148.0	6.89	175.0	4.01	101.9	0.32	8.1
G22314-2424	24GSP-24FL90S	7347-47725	1 1/2	38.1	2.38	60.5	3.19	81.0	7.24	183.9	4.33	110.0	0.32	8.1
G22314-2432	24GSP-32FL90S	7347-47735	1 1/2	38.1	2.81	71.4	4.72	119.9	6.90	175.3	4.01	101.9	0.38	9.7
G22315-2432	24GSP-32FL90-080	7347-47745	1 1/2	38.1	2.81	71.4	3.15	80.0	6.99	177.6	4.01	101.9	0.38	9.7
G22316-2432	24GSP-32FL90-170	7347-85435	1 1/2	38.1	2.81	71.4	6.69	170.0	6.88	174.8	3.99	101.4	0.38	9.7
G22314-3224	32GSP-24FL90S	7347-47785	2	50.8	2.38	60.5	3.19	81.0	7.76	197.1	4.13	104.8	0.32	8.1
G22314-3232	32GSP-32FL90-114	7347-47805	2	50.8	2.81	71.4	4.49	114.0	8.74	222	5.12	130.1	0.38	9.7
G22315-3232	32GSP-32FL90-165	7347-85425	2	50.8	2.81	71.4	6.50	165.1	9.69	246.1	6.06	153.9	0.38	9.7
G22316-3232	32GSP-32FL90-200	7347-85455	2	50.8	2.81	71.4	7.87	200.0	8.74	222	5.13	130.4	0.38	9.7
G22315-3240	32GSP-40FL90-110	7347-74805	2	50.8	3.31	84.1	4.33	110.0	8.52	216.4	6.08	154.4	0.38	9.7

Code 61 O-Ring Flange - 110° Bent Tube

–24FL and –32FL Max. W.P. 3,000 psi.
See Accessories for O–Rings.



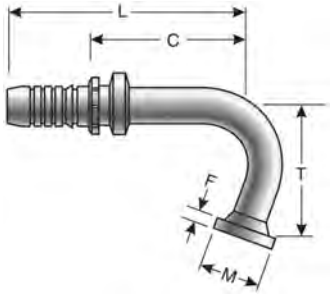

Part No.	Descr.	Prod. No.	⟷		M		T		L		C		F	
			"	mm	"	mm	"	mm	"	mm	"	mm	"	mm
G22325-2424	24GSP-24FL110-094	7347-85635	1 1/2	38.1	2.38	60.5	3.70	94.0	7.95	201.9	5.08	129.0	0.32	8.1
G22325-3232	32GSP-32FL110-140	7347-85465	2	50.8	2.81	71.4	5.51	140.0	9.8	248.9	6.14	156.0	0.38	9.7

HOSE/CPLG. SELECTION
EQUIPMENT
HOSE SPECIFICATION
GLOBALSPIRAL COUPLINGS
STAINLESS STEEL SPIRAL COUPLINGS
MEGACRIMP COUPLINGS
STAINLESS STEEL BRAID COUPLINGS
POWER CRIMP COUPLINGS
FIELD ATTACHABLE - TYPE T COUPLINGS
FIELD ATTACHABLE - C5 COUPLINGS
FIELD ATTACHABLE - LOCK-ON COUPLINGS
C14 COUPLINGS & ASSEMBLIES
GLP & GL COUPLINGS
GLX COUPLINGS
PCTS THERMOPLASTIC COUPLINGS
POLARSEAL COUPLINGS (ACA, ACB, ACC)
POWER STEERING CPLGS. & TOC ASSEMBLIES
ADAPTERS
QUICK DISCONNECT COUPLERS
BALL VALVES
LIVE SWIVELS
ACCESSORIES
AIR BRAKE CPLGS. & ASSEMBLIES
KITS
BRASS

Code 61 O-Ring Flange - 120° Bent Tube

Max. W.P. 3,000 psi.
See Accessories for O–Rings.



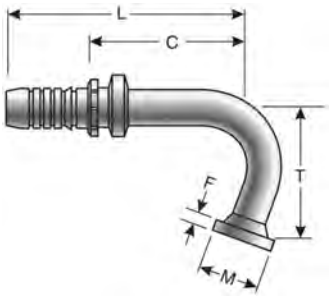

Part No.	Descr.	Prod. No.	⟷		M		T		L		C		F	
			"	mm	"	mm	"	mm	"	mm	"	mm	"	mm
G22327-2424	24GSP-24FL120-119	7347-85645	1 1/2	38.1	2.38	60.5	4.69	119.1	7.20	182.9	4.31	109.4	0.32	8.1

Code 61 O-Ring Flange - 125° Bent Tube

Max. W.P. 3,000 psi.
See Accessories for O–Rings.



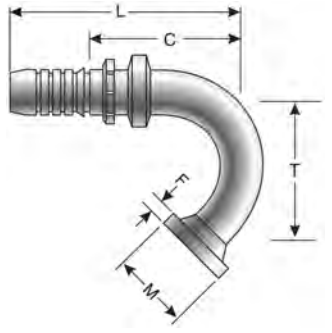

Part No.	Descr.	Prod. No.	⟷		M		T		L		C		F	
			"	mm	"	mm	"	mm	"	mm	"	mm	"	mm
G22329-3232	32GSP-32FL125-150	7347-85475	2	50.8	2.81	71.4	5.91	150.1	8.30	210.8	4.70	119.4	0.38	9.7

Code 62 O-Ring Flange Heavy

See Accessories for O–Rings.



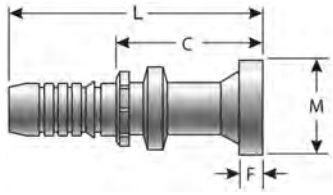

Part No.	Descr.	Prod. No.	⊖		M		L		C		F	
			"	mm	"	mm	"	mm	"	mm	"	mm
G22350-2424	24GSP-24FLH	7347-48725	1 1/2	38.1	2.50	63.5	6.57	166.9	3.68	93.4	0.50	12.7
G22350-2432	24GSP-32FLH	7347-48735	1 1/2	38.1	3.13	79.5	6.57	166.9	3.68	93.4	0.50	12.7
G22350-3232	32GSP-32FLH	7347-48795	2	50.8	3.13	79.5	7.09	180.1	3.47	88.1	0.50	12.7

Code 62 O-Ring Flange Heavy - 45° Bent Tube

S, M and L Drops per ISO Final Draft International Standard 12151–3.
See Accessories for O–Rings.



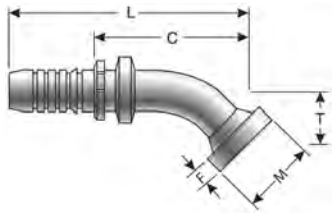

Part No.	Descr.	Prod. No.	⊖		M		T		L		C		F	
			"	mm	"	mm	"	mm	"	mm	"	mm	"	mm
G22357-2424	24GSP-24FLH45M	7347-51725	1 1/2	38.1	2.50	63.5	1.73	43.9	7.56	192.0	4.65	118.1	0.50	12.7
G22357-2432	24GSP-32FLH45S	7347-51735	1 1/2	38.1	3.13	79.5	2.05	52.1	7.87	199.9	4.97	126.3	0.50	12.7
G22357-3232	32GSP-32FLH45-066	7347-51805	2	50.8	3.13	79.5	2.60	66.0	10.67	271.0	7.06	179.2	0.50	12.7

HOSE/CPLG. SELECTION
EQUIPMENT
HOSE SPECIFICATION
GLOBALSPIRAL COUPLINGS
STAINLESS STEEL SPIRAL COUPLINGS
MEGACRIMP COUPLINGS
STAINLESS STEEL BRAID COUPLINGS
POWER CRIMP COUPLINGS
FIELD ATTACHABLE - TYPE T COUPLINGS
FIELD ATTACHABLE - C5 COUPLINGS
FIELD ATTACHABLE - LOCK-ON COUPLINGS
C14 COUPLINGS & ASSEMBLIES
GLP & GL COUPLINGS
GLX COUPLINGS
PCTS THERMOPLASTIC COUPLINGS
POLARSEAL COUPLINGS (ACA, ACB, ACC)
POWER STEERING CPLGS. & TOC ASSEMBLIES
ADAPTERS
QUICK DISCONNECT COUPLERS
BALL VALVES
LIVE SWIVELS
ACCESSORIES
AIR BRAKE CPLGS. & ASSEMBLIES
KITS
BRASS

Code 62 O-Ring Flange Heavy - 90° Bent Tube

S, M and L Drops per ISO Final Draft International Standard 12151–3.
See Accessories for O–Rings.



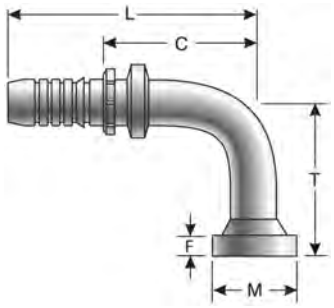

Part No.	Descr.	Prod. No.	⟷		M		T		L		C		F	
			"	mm	"	mm	"	mm	"	mm	"	mm	"	mm
G22365-2424	24GSP-24FLH90-094	7347-79105	1 1/2	38.1	2.50	63.5	3.71	94.3	6.91	175.5	4.27	108.4	0.50	12.7
G22364-2432	24GSP-32FLH90S	7347-54735	1 1/2	38.1	3.13	79.5	4.72	119.9	6.96	176.8	4.06	103.2	0.50	12.7
G22365-3232	32GSP-32FLH90M	7347-75795	2	50.8	3.13	79.5	5.43	137.9	8.72	221.5	5.09	129.4	0.50	12.7

Code 61 Flange Without O-Ring Groove



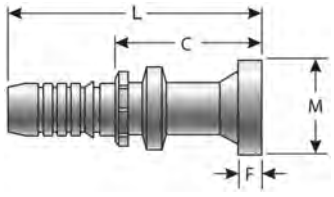

Part No.	Descr.	Prod. No.	⟷		M		L		C		F	
			"	mm	"	mm	"	mm	"	mm	"	mm
G22370-2424	24GSP-24FLFF	7347-85655	1 1/2	38.1	2.38	60.5	6.02	152.9	3.12	79.3	0.32	8.1

Hose Length Extender



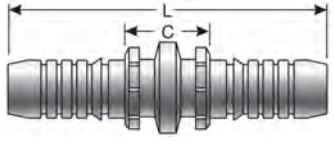

Part No.	Descr.	Prod. No.	⟷		L		C	
			"	mm	"	mm	"	mm
G22535-2424	24GSP-24HLE	7347-85445	1 1/2	38.1	7.33	186.2	1.54	39.1
G22535-3232	32GSP-32HLE	7347-79335	2	50.8	8.76	222.5	1.52	38.6

HOSE/CPLG. SELECTION
EQUIPMENT
HOSE SPECIFICATION
GLOBALSPIRAL COUPLINGS
STAINLESS STEEL SPIRAL COUPLINGS
MEGACRIMP COUPLINGS
STAINLESS STEEL BRAID COUPLINGS
POWER CRIMP COUPLINGS
FIELD ATTACHABLE - TYPE T COUPLINGS
FIELD ATTACHABLE - C5 COUPLINGS
FIELD ATTACHABLE - LOCK-ON COUPLINGS
C14 COUPLINGS & ASSEMBLIES
GLP & GL COUPLINGS
GLX COUPLINGS
PCTS THERMOPLASTIC COUPLINGS
POLARSEAL COUPLINGS (ACA, ACB, ACC)
POWER STEERING CPLGS. & TOC ASSEMBLIES
ADAPTERS
QUICK DISCONNECT COUPLERS
BALL VALVES
LIVE SWIVELS
ACCESSORIES
AIR BRAKE CPLGS. & ASSEMBLIES
KITS
BRASS

Male DIN 24° Cone - Light Series



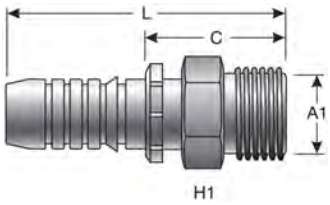

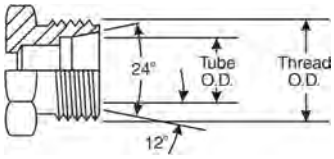

Part No.	Descr.	Prod. No.	⊖			H1	L		C		A1
			"	mm		mm	"	mm	"	mm	mm
G22615-2442	24GSP-42MDL	7347-95015	1 1/2	38.1	M52X2.0	55	4.72	119.9	1.83	46.4	41.9

Female DIN 24° Cone Swivel - Light Series with O-Ring



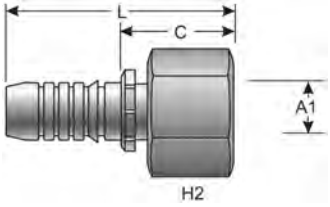

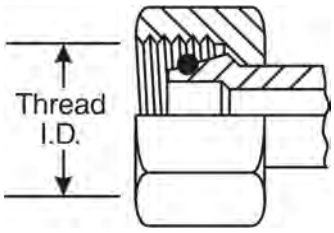

Part No.	Descr.	Prod. No.	⊖			H2	L		C		A1
			"	mm		mm	"	mm	"	mm	mm
G22645-2442	24GSP-42FDLORX	7347-94955	1 1/2	38.1	M52X2.0	60	5.26	133.5	2.44	62.0	41.9

Female DIN 24° Cone Swivel - Light Series with O-Ring - 45° Bent Tube



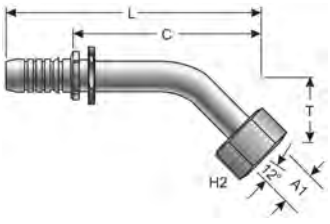

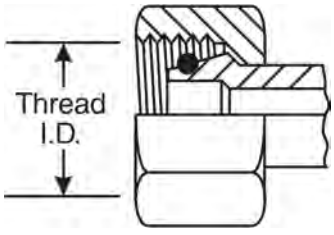

Part No.	Descr.	Prod. No.	⊖			H2	T		L		C		A1
			"	mm		mm	"	mm	"	mm	"	mm	mm
G22650-2442	24GSP-42FDLORX45	7347-95095	1 1/2	38.1	M52X2.0	60	1.73	43.9	8.22	208.8	5.32	135.1	41.9

HOSE/CPLG. SELECTION
EQUIPMENT
HOSE SPECIFICATION
GLOBALSPIRAL COUPLINGS
STAINLESS STEEL SPIRAL COUPLINGS
MEGACRIMP COUPLINGS
STAINLESS STEEL BRAID COUPLINGS
POWER CRIMP COUPLINGS
FIELD ATTACHABLE - TYPE T COUPLINGS
FIELD ATTACHABLE - C5 COUPLINGS
FIELD ATTACHABLE - LOCK-ON COUPLINGS
C14 COUPLINGS & ASSEMBLIES
GLP & GL COUPLINGS
GLX COUPLINGS
PCTS THERMOPLASTIC COUPLINGS
POLARSEAL COUPLINGS (ACA, ACB, ACC)
POWER STEERING CPLGS. & TOC ASSEMBLIES
ADAPTERS
QUICK DISCONNECT COUPLERS
BALL VALVES
LIVE SWIVELS
ACCESSORIES
AIR BRAKE CPLGS. & ASSEMBLIES
KITS
BRASS

Female DIN 24° Cone Swivel - Light Series with O-Ring - 90° Bent Tube



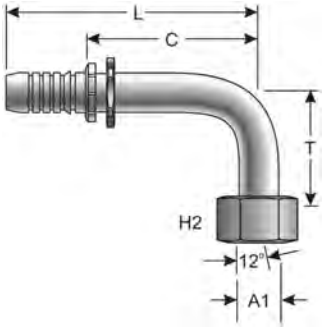

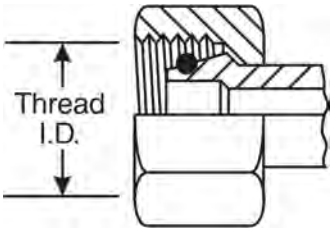

Part No.	Descr.	Prod. No.	⊖			H2	T		L		C		A1
			"	mm		mm	"	mm	"	mm	"	mm	mm
G22655-2442	24GSP-42FDLORX90	7347-94965	1 1/2	38.1	M52X2.0	60	3.62	91.9	7.66	194.6	4.76	120.9	41.9

Female DIN 24° Cone Swivel - Heavy Series with O-Ring



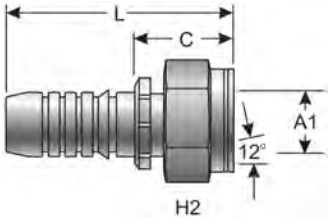

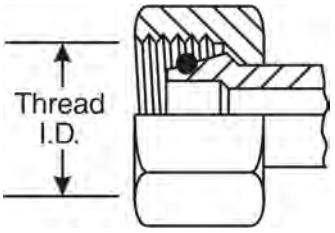

Part No.	Descr.	Prod. No.	⊖			H2	L		C		A1
			"	mm		mm	"	mm	"	mm	mm
G22720-2438	24GSP-38FDHORX	7347-95065	1 1/2	38.1	M52X2.0	60	5.91	150.1	3.00	76.2	38.1

Female DIN 24° Cone Swivel - Heavy Series with O-Ring - 90° Bent Tube



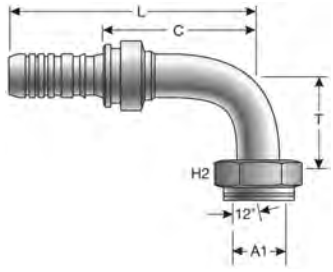

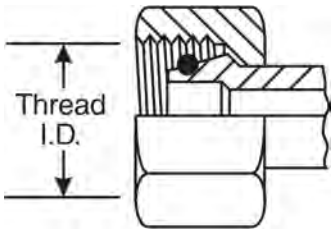

Part No.	Descr.	Prod. No.	⊖			H2	T		L		C		A1
			"	mm		mm	"	mm	"	mm	"	mm	mm
G22730-2438	24GSP-38FDHORX90	7347-95085	1 1/2	38.1	M52X2.0	60	3.62	91.9	7.66	194.6	4.76	120.9	38.1

Male British Standard Pipe Tapered



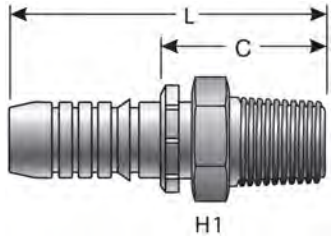

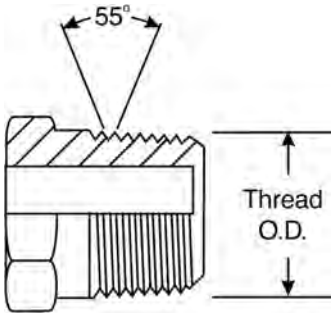

Part No.	Descr.	Prod. No.	⊖			H1	L		C	
			"	mm		mm	"	mm	"	mm
G22795-2424	24GSP-24MBSPT	7347-95235	1 1/2	38.1	1 1/2-11	55	5.12	130.1	2.22	56.4

HOSE/CPLG. SELECTION
EQUIPMENT
HOSE SPECIFICATION
GLOBALSPIRAL COUPLINGS
STAINLESS STEEL SPIRAL COUPLINGS
MEGACRIMP COUPLINGS
STAINLESS STEEL BRAID COUPLINGS
POWER CRIMP COUPLINGS
FIELD ATTACHABLE - TYPE T COUPLINGS
FIELD ATTACHABLE - C5 COUPLINGS
FIELD ATTACHABLE - LOCK-ON COUPLINGS
C14 COUPLINGS & ASSEMBLIES
GLP & GL COUPLINGS
GLX COUPLINGS
PCTS THERMOPLASTIC COUPLINGS
POLARSEAL COUPLINGS (ACA, ACB, ACC)
POWER STEERING CPLGS. & TOC ASSEMBLIES
ADAPTERS
QUICK DISCONNECT COUPLERS
BALL VALVES
LIVE SWIVELS
ACCESSORIES
AIR BRAKE CPLGS. & ASSEMBLIES
KITS
BRASS

Female British Standard Parallel Pipe O-Ring Swivel



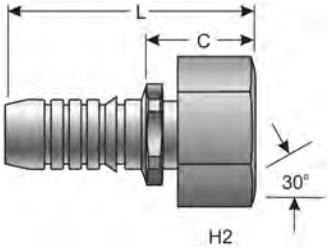

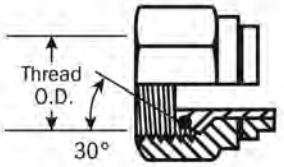

Part No.	Descr.	Prod. No.	⊖			H2	L		C	
			"	mm		mm	"	mm	"	mm
G22830-2424	24GSP-24FBSPORX	7347-95025	1 1/2	38.1	1 1/2-11	55.1	4.92	125.0	2.02	51.3
G22830-3232	32GSP-32FBSPORX	7347-95105	2	50.8	2-11	70.1	5.98	151.9	2.40	61.0

Female British Standard Parallel Pipe O-Ring Swivel - 45° Bent Tube

S, M and L Drops and Hex per ISO Working Draft 12151–6.



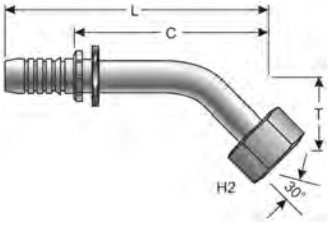

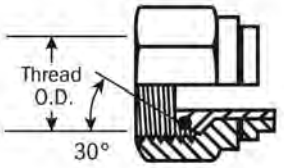

Part No.	Descr.	Prod. No.	⊖			H2	T		L		C	
			"	mm		mm	"	mm	"	mm	"	mm
G22831-2424	24GSP-24FBSPORX45	7347-95035	1 1/2	38.1	1 1/2-11	55.1	1.96	49.7	8.44	214.4	5.54	140.8
G22831-3232	32GSP-32FBSPORX45	7347-95115	2	50.8	2-11	70.1	2.45	62.2	10.87	276.1	7.25	184.2

Female British Standard Parallel Pipe O-Ring Swivel - 90° Bent Tube

S, M and L Drops and Hex per ISO Working Draft 12151–6.



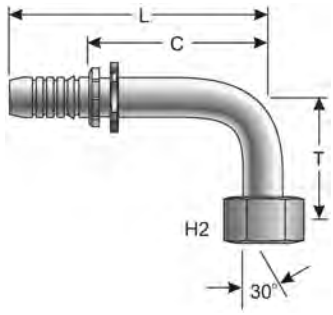

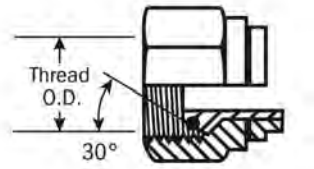

Part No.	Descr.	Prod. No.	⊖			H2	T		L		C	
			"	mm		mm	"	mm	"	mm	"	mm
G22832-2424	24GSP-24FBSPORX90	7347-95045	1 1/2	38.1	1 1/2-11	50	3.94	100.0	7.66	194.6	4.76	120.9
G22832-3232	32GSP-32FBSPORX90	7347-95125	2	50.8	2-11	70.1	5.08	129.0	10.02	254.5	6.41	162.8

Female Komatsu Style Japanese Metric Swivel

Max. W.P. 5,000 psi.

These female swivels have been marked with two small notches on the hex to identify them as the Komatsu style.



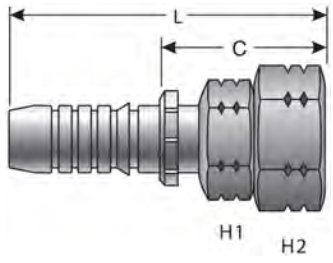

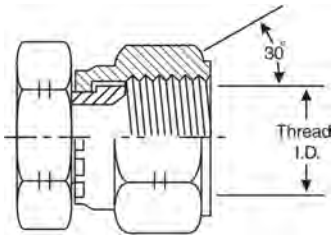

Part No.	Descr.	Prod. No.	⊖			H1	H2	L		C	
			"	mm		mm	mm	"	mm	"	mm
G22910-2424	24GSP-24FKX	7347-35725	1 1/2	38.1	M42X1.5	49	59	5.81	147.6	2.92	74.2

HOSE/CPLG. SELECTION
EQUIPMENT
HOSE SPECIFICATION
GLOBALSPIRAL COUPLINGS
STAINLESS STEEL SPIRAL COUPLINGS
MEGACRIMP COUPLINGS
STAINLESS STEEL BRAID COUPLINGS
POWER CRIMP COUPLINGS
FIELD ATTACHABLE - TYPE T COUPLINGS
FIELD ATTACHABLE - C5 COUPLINGS
FIELD ATTACHABLE - LOCK-ON COUPLINGS
C14 COUPLINGS & ASSEMBLIES
GLP & GL COUPLINGS
GLX COUPLINGS
PCTS THERMOPLASTIC COUPLINGS
POLARSEAL COUPLINGS (ACA, ACB, ACC)
POWER STEERING CPLGS. & TOC ASSEMBLIES
ADAPTERS
QUICK DISCONNECT COUPLERS
BALL VALVES
LIVE SWIVELS
ACCESSORIES
AIR BRAKE CPLGS. & ASSEMBLIES
KITS
BRASS

GSP Ferrule for Wire Braid Hose



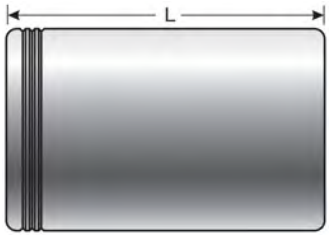

Part No.	Descr.	Prod. No.	⊖		⟷		L	
			"	mm	"	mm	"	mm
G22995-0224	24GSP1F-2	7347-03165	1 1/2	38.1	2.76	70.1	2.98	75.7
G22995-0232	32GSP1F-2	7347-03185	2	50.8	3.29	83.6	3.54	89.9

GSP Ferrule for 4-Spiral Hose



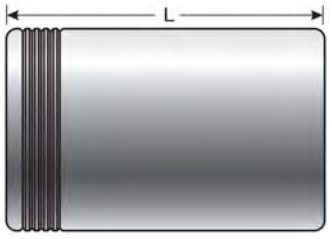

Part No.	Descr.	Prod. No.	⊖		⟷		L	
			"	mm	"	mm	"	mm
G22995-0424	24GSP1F-4	7347-03175	1 1/2	38.1	2.83	71.9	3.01	76.5
G22995-0432	32GSP1F-4	7347-03195	2	50.8	3.35	85.1	3.58	91.0

Male Pipe (NPTF - 30° Cone Seat)



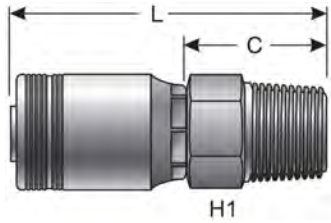

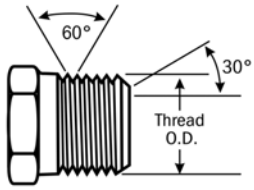

Part No.	Descr.	Prod. No.	⊖			H1	L		C	
			"	mm		"	"	mm	"	mm
G24100-2424	24GSM-24MP	7341-02585	1 1/2	38.1	1 1/2-11 1/2	2	6.51	165.4	2.77	70.3
G23100-3232	32GSM-32MP	7341-20405	2	50.8	2-11 1/2	2 3/4	7.54	191.6	3.05	77.6

API Line Pipe Connection



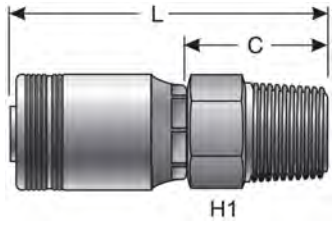

Part No.	Descr.	Prod. No.	⊖			H1	L		C	
			"	mm		"	"	mm	"	mm
G24102-2424	24GSM-24API-LP	7341-02735	1 1/2	38.1	1 1/2 API 5B LP	2	5.76	146.3	3.43	87.1
G23102-3232	32GSM-32API-LP	7341-20305	2	50.8	2 API 5B LP	2 3/4	9.39	238.4	4.90	124.4
G24102-4040	40GSM-40API-LP*	7341-20675	2 1/2	63.5	2 1/2 API 5B LP	—	12.44	316.0	5.47	139.0
G24102-4848	48GSM-48API-LP*	7341-20715	3	76.2	3 API 5B LP	—	14.13	359	6.38	162.1

**H1 Stem Hex not applicable*

HOSE/CPLG. SELECTION
EQUIPMENT
HOSE SPECIFICATION
GLOBALSPIRAL COUPLINGS
STAINLESS STEEL SPIRAL COUPLINGS
MEGACRIMP COUPLINGS
STAINLESS STEEL BRAID COUPLINGS
POWER CRIMP COUPLINGS
FIELD ATTACHABLE - TYPE T COUPLINGS
FIELD ATTACHABLE - C5 COUPLINGS
FIELD ATTACHABLE - LOCK-ON COUPLINGS
C14 COUPLINGS & ASSEMBLIES
GLP & GL COUPLINGS
GLX COUPLINGS
PCTS THERMOPLASTIC COUPLINGS
POLARSEAL COUPLINGS (ACA, ACB, ACC)
POWER STEERING CPLGS. & TOC ASSEMBLIES
ADAPTERS
QUICK DISCONNECT COUPLERS
BALL VALVES
LIVE SWIVELS
ACCESSORIES
AIR BRAKE CPLGS. & ASSEMBLIES
KITS
BRASS

Male JIC 37° Flare



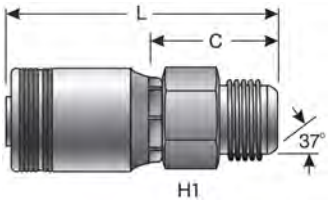

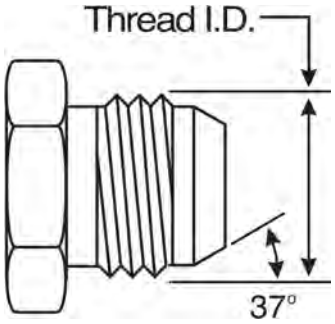

Part No.	Descr.	Prod. No.	⊖			H1	L		C	
			"	mm		"	"	mm	"	mm
G24165-2424	24GSM-24MJ	7341-02555	1 1/2	38.1	1 7/8-12	1 31/32	6.39	162.3	2.65	67.3
G23165-3232	32GSM-32MJ	7341-20465	2	50.8	2 1/2-12	2 9/16	7.72	196.1	3.24	82.2

Female JIC 37° Flare Swivel



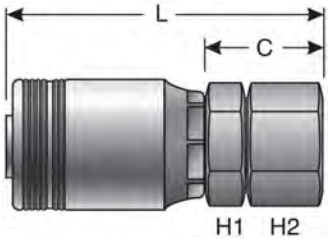

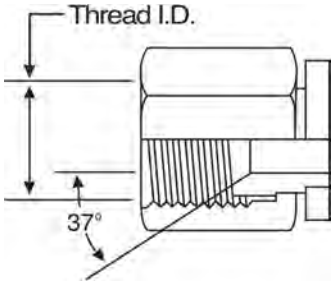

Part No.	Descr.	Prod. No.	⊖			H1	H2	L		C	
			"	mm		"	"	"	mm	"	mm
G24170-2424	24GSM-24FJX	7341-02525	1 1/2	38.1	1 7/8-12	2 11/64	2 23/64	6.78	172.2	3.05	77.4
G23170-3232	32GSM-32FJX	7341-20455	2	50.8	2 1/2-12	2 49/64	2 61/64	8.08	205.1	3.59	91.1

Female JIC 37° Flare Swivel - 45° Bent Tube



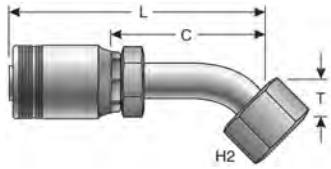

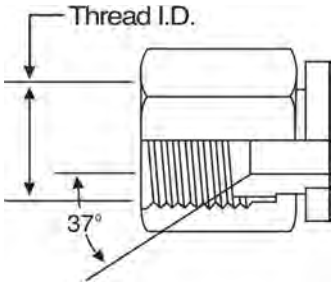

Part No.	Descr.	Prod. No.	⟷			H2	T		L		C	
			"	mm		mm	"	mm	"	mm	"	mm
G24174-2424	24GSM-24FJX45-034	7341-02535	1 1/2	38.1	1 7/8-12	60	1.34	34.0	8.90	226.1	5.15	130.9

Female JIC 37° Flare Swivel - 90° Bent Tube



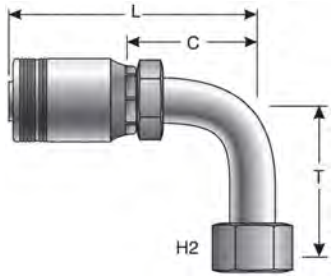

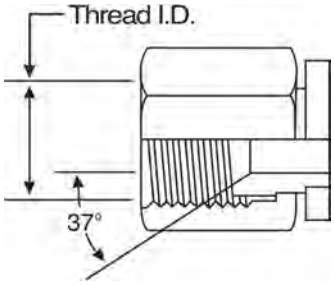

Part No.	Descr.	Prod. No.	⟷			H2	T		L		C	
			"	mm		mm	"	mm	"	mm	"	mm
G24180-2424	24GSM-24FJX90M	7341-02545	1 1/2	38.1	1 7/8-12	60	3.39	86.1	8.96	227.6	5.21	132.3

HOSE/CPLG. SELECTION
EQUIPMENT
HOSE SPECIFICATION
GLOBALSPIRAL COUPLINGS
STAINLESS STEEL SPIRAL COUPLINGS
MEGACRIMP COUPLINGS
STAINLESS STEEL BRAID COUPLINGS
POWER CRIMP COUPLINGS
FIELD ATTACHABLE - TYPE T COUPLINGS
FIELD ATTACHABLE - C5 COUPLINGS
FIELD ATTACHABLE - LOCK-ON COUPLINGS
C14 COUPLINGS & ASSEMBLIES
GLP & GL COUPLINGS
GLX COUPLINGS
PCTS THERMOPLASTIC COUPLINGS
POLARSEAL COUPLINGS (ACA, ACB, ACC)
POWER STEERING CPLGS. & TOC ASSEMBLIES
ADAPTERS
QUICK DISCONNECT COUPLERS
BALL VALVES
LIVE SWIVELS
ACCESSORIES
AIR BRAKE CPLGS. & ASSEMBLIES
KITS
BRASS

Female Flat-Face O-Ring Swivel



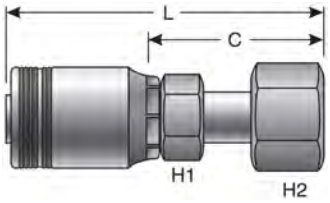

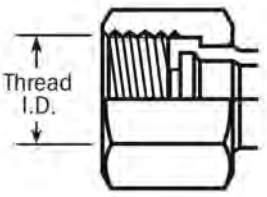

Part No.	Descr.	Prod. No.	⟷			H1	H2	L		C	
			"	mm		"	"	"	mm	"	mm
G24230-2424	24GSM4K-24FFORX	7341-02445	1 1/2	38.1	2-12	2 11/64	2 23/64	6.47	164.3	2.73	69.4
G23230-3232	32GSM-32FFORX	7341-20485	2	50.8	2 1/2-12	2 49/64	2 61/64	7.60	193.0	3.11	79.0

Female Flat-Face O-Ring Swivel - 45° Bent Tube



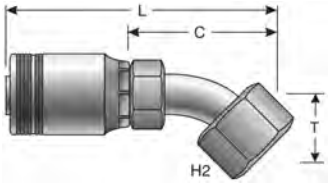

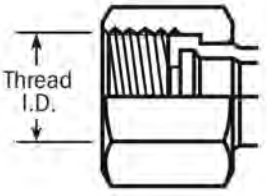

Part No.	Descr.	Prod. No.	⟷			H2	T		L		C	
			"	mm		mm	"	mm	"	mm	"	mm
G24234-2424	24GSM4K-24FFORX45-038	7341-02455	1 1/2	38.1	2-12	60	1.50	38.1	9.32	236.6	5.57	141.4

Female Flat-Face O-Ring Swivel - 90° Bent Tube



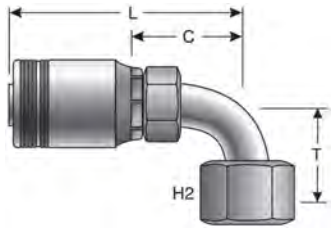

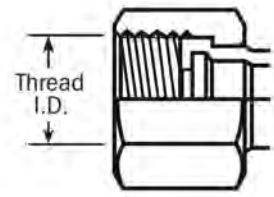

Part No.	Descr.	Prod. No.	⟷			H2	T		L		C	
			"	mm		"	"	mm	"	mm	"	mm
G24240-2424	24GSM4K-24FFORX90M	7341-02475	1 1/2	38.1	2-12	2 1/2	3.39	86.1	8.48	215.4	5.21	132.3

Code 61 O-Ring Flange

–24FL and –32FL Max. W.P. 3,000 psi; –40FL Max. W.P. 2,500 psi.



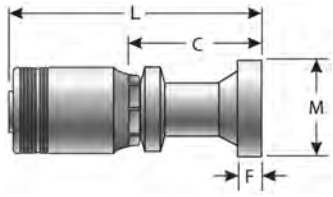

Part No.	Descr.	Prod. No.	⟷		M		L		C		F	
			"	mm	"	mm	"	mm	"	mm	"	mm
G24300-2424	24GSM-24FL	7341-01905	1 1/2	38.1	2.38	60.5	7.09	180.1	3.35	85.1	0.32	8.1
G24300-2432	24GSM-32FL	7341-01915	1 1/2	38.1	2.81	71.4	7.40	188.0	3.66	93.0	0.38	9.7
G23300-3232	32GSM-32FL	7341-20255	2	50.8	2.81	71.4	9.90	251.4	5.41	137.4	0.38	9.7
G24300-4040	40GSM-40FL	7341-20905	2 1/2	63.5	3.31	84.1	11.81	300	4.80	122.0	0.38	9.7

HOSE/CPLG. SELECTION
EQUIPMENT
HOSE SPECIFICATION
GLOBALSPIRAL COUPLINGS
STAINLESS STEEL SPIRAL COUPLINGS
MEGACRIMP COUPLINGS
STAINLESS STEEL BRAID COUPLINGS
POWER CRIMP COUPLINGS
FIELD ATTACHABLE - TYPE T COUPLINGS
FIELD ATTACHABLE - C5 COUPLINGS
FIELD ATTACHABLE - LOCK-ON COUPLINGS
C14 COUPLINGS & ASSEMBLIES
GLP & GL COUPLINGS
GLX COUPLINGS
PCTS THERMOPLASTIC COUPLINGS
POLARSEAL COUPLINGS (ACA, ACB, ACC)
POWER STEERING CPLGS. & TOC ASSEMBLIES
ADAPTERS
QUICK DISCONNECT COUPLERS
BALL VALVES
LIVE SWIVELS
ACCESSORIES
AIR BRAKE CPLGS. & ASSEMBLIES
KITS
BRASS

Code 61 O-Ring Flange - 30° Bent Tube



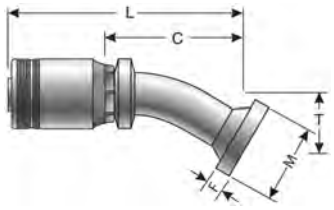

Part No.	Descr.	Prod. No.	⟷		M		T		L		C		F	
			"	mm	"	mm	"	mm	"	mm	"	mm	"	mm
G24304-2424	24GSM-24FL30M	7341-01925	1 1/2	38.1	2.38	60.5	1.77	45.0	8.52	216.4	5.62	142.7	0.32	8.1

Code 61 O-Ring Flange - 45° Bent Tube

Maximum working pressure 3,000 psi.



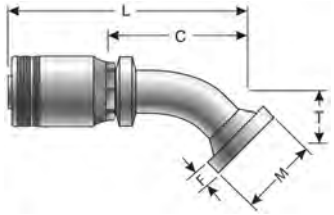

Part No.	Descr.	Prod. No.	⟷		M		T		L		C		F	
			"	mm	"	mm	"	mm	"	mm	"	mm	"	mm
G24307-2424	24GSM-24FL45M	7341-01945	1 1/2	38.1	2.38	60.5	1.73	43.9	9.05	229.9	5.32	135.1	0.32	8.1
G24306-2432	24GSM-32FL45S	7341-01955	1 1/2	38.1	2.81	71.4	2.05	52.1	9.13	231.9	5.38	136.6	0.38	9.7
G23307-3232	32GSM-32FL45M	7341-20265	2	50.8	2.81	71.4	2.21	56.1	11.34	288	6.84	173.6	0.38	9.7

Code 61 O-Ring Flange - 60° Bent Tube

Maximum working pressure 3,000 psi.



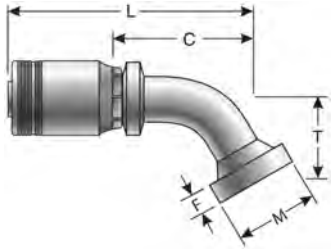

Part No.	Descr.	Prod. No.	⟷		M		T		L		C		F	
			"	mm	"	mm	"	mm	"	mm	"	mm	"	mm
G24309-2424	24GSM-24FL60M	7341-01965	1 1/2	38.1	2.38	60.5	2.52	64.0	9.50	241.3	5.76	146.2	0.32	8.1

Code 61 O-Ring Flange - 90° Bent Tube

Maximum working pressure 3,000 psi.



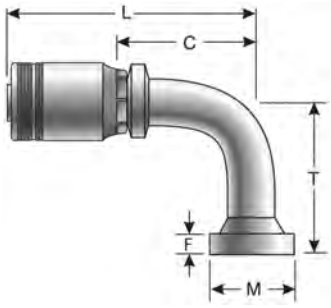

Part No.	Descr.	Prod. No.	⊖		M		T		L		C		F	
			"	mm	"	mm	"	mm	"	mm	"	mm	"	mm
G24314-2424	24GSM-24FL90S	7341-01985	1 1/2	38.1	2.38	60.5	3.19	81.0	8.46	214.9	4.72	119.9	0.32	8.1
G23314-3232	32GSM-32FL90-130	7341-20275	2	50.8	2.81	71.4	5.12	130.0	10.43	265	5.93	150.5	0.38	9.7

Code 62 O-Ring Flange Heavy



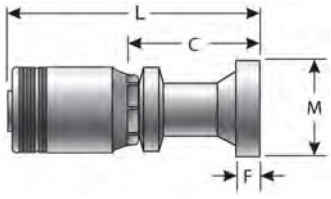

Part No.	Descr.	Prod. No.	⊖		M		L		C		F	
			"	mm	"	mm	"	mm	"	mm	"	mm
G24350-2420	24GSM-20FLH	7341-02245	1 1/2	38.1	2.13	54.1	7.87	199.9	4.13	105.0	0.41	10.4
G24350-2424	24GSM-24FLH	7341-02255	1 1/2	38.1	2.50	63.5	7.87	199.9	4.13	105.0	0.50	12.7
G24350-2432	24GSM-32FLH	7341-02265	1 1/2	38.1	3.13	79.5	7.87	199.9	4.13	105.0	0.50	12.7
G23350-3224	32GSM-24FLH	7341-20095	2	50.8	2.50	63.5	9.06	230	4.57	116.1	0.50	12.7
G23350-3232	32GSM-32FLH	7341-20005	2	50.8	3.13	79.5	9.90	251.4	5.41	137.4	0.50	12.7

Code 62 O-Ring Flange Heavy - 20° Bent Tube



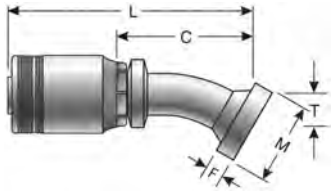

Part No.	Descr.	Prod. No.	⊖		M		T		L		C		F	
			"	mm	"	mm	"	mm	"	mm	"	mm	"	mm
G24353-2424	24GSM-24FLH20-024	7341-02395	1 1/2	38.1	2.50	63.5	0.94	23.9	9.56	242.8	5.81	147.5	0.50	12.7

Code 62 O-Ring Flange Heavy - 22 1/2° Bent Tube



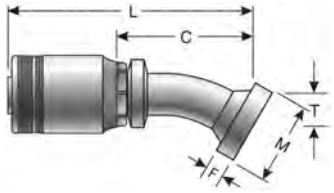

Part No.	Descr.	Prod. No.	⊖		M		T		L		C		F	
			"	mm	"	mm	"	mm	"	mm	"	mm	"	mm
G24352-2424	24GSM-24FLH22M	7341-02275	1 1/2	38.1	2.50	63.5	0.71	18.0	9.56	242.8	5.84	148.4	0.50	12.7

Code 62 O-Ring Flange Heavy - 30° Bent Tube



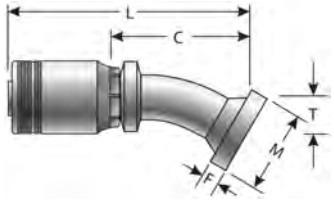

Part No.	Descr.	Prod. No.	⊖		M		T		L		C		F	
			"	mm	"	mm	"	mm	"	mm	"	mm	"	mm
G24354-2424	24GSM-24FLH30M	7341-02295	1 1/2	38.1	2.50	63.5	1.18	30.0	9.45	240	5.70	144.8	0.50	12.7
G24355-2424	24GSM-24FLH30-28	7341-02305	1 1/2	38.1	2.50	63.5	1.10	28.0	8.86	225	5.12	130.0	0.50	12.7
G23354-3232	32GSM-32FLH30-040	7341-20065	2	50.8	3.13	79.5	1.58	40.1	12.17	309	7.66	194.6	0.50	12.7

Code 62 O-Ring Flange Heavy - 45° Bent Tube



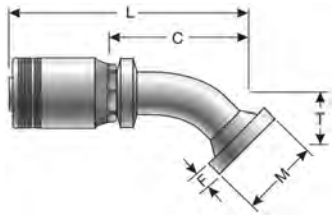

Part No.	Descr.	Prod. No.	⟷		M		T		L		C		F	
			"	mm	"	mm	"	mm	"	mm	"	mm	"	mm
G24357-2424	24GSM-24FLH45M	7341-02315	1 1/2	38.1	2.50	63.5	1.73	43.9	9.13	231.9	5.39	137.0	0.50	12.7
G24357-2432	24GSM-32FLH45M	7341-02325	1 1/2	38.1	3.13	79.5	2.21	56.1	9.48	240.8	5.75	146.0	0.50	12.7
G23357-3232	32GSM-32FLH45-063	7341-20055	2	50.8	3.13	79.5	2.48	63.0	11.69	297	7.19	182.5	0.50	12.7

Code 62 O-Ring Flange Heavy - 60° Bent Tube



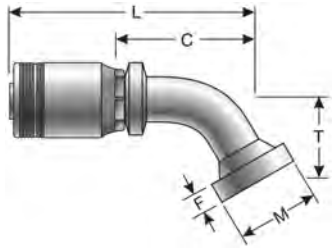

Part No.	Descr.	Prod. No.	⟷		M		T		L		C		F	
			"	mm	"	mm	"	mm	"	mm	"	mm	"	mm
G24359-2424	24GSM-24FLH60M	7341-02335	1 1/2	38.1	2.50	63.5	2.50	63.5	9.25	235	6.23	158.2	0.50	12.7

Code 62 O-Ring Flange Heavy - 90° Bent Tube



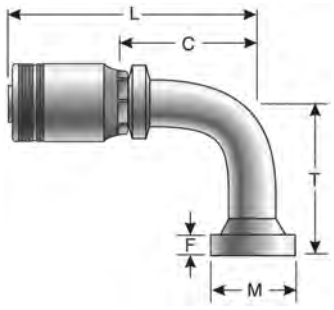

Part No.	Descr.	Prod. No.	⟷		M		T		L		C		F	
			"	mm	"	mm	"	mm	"	mm	"	mm	"	mm
G24365-2424	24GSM-24FLH90-094	7341-02355	1 1/2	38.1	2.50	63.5	3.70	94.0	8.73	221.7	4.68	118.9	0.50	12.7
G24366-2424	24GSM-24FLH90-150	7341-02375	1 1/2	38.1	2.50	63.5	5.91	150.1	8.42	213.9	4.68	118.9	0.50	12.7
G24365-2432	24GSM-32FLH90S	7341-02365	1 1/2	38.1	3.13	79.5	4.72	119.9	8.42	213.9	4.68	118.9	0.50	12.7
G23364-3232	32GSM-32FLH90S	7341-20085	2	50.8	3.13	79.5	4.72	119.9	10.39	264	5.91	150.1	0.50	12.7
G23365-3232	32GSM-32FLH90M	7341-20045	2	50.8	3.13	79.5	5.43	137.9	10.39	264	5.91	150.1	0.50	12.7
G23366-3232	32GSM-32FLH90-159	7341-20035	2	50.8	3.13	79.5	6.26	159.0	10.39	264	5.92	150.4	0.50	12.7

Code 62 O-Ring Flange Heavy with Captive Flange



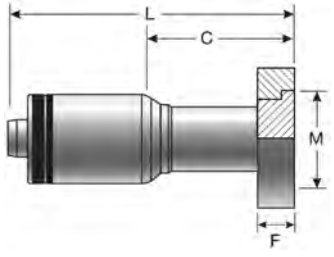

Part No.	Descr.	Prod. No.	⟷		M		L		C		F	
			"	mm	"	mm	"	mm	"	mm	"	mm
G24374-2424	24GSM-24FLHCFM	7341-02805	1 1/2	38.1	2.50	63.5	7.87	199.9	4.13	105.0	0.50	12.7
G23374-3232	32GSM-32FLHCFM	7341-20135	2	50.8	3.13	79.5	9.90	251.4	5.41	137.4	0.50	12.7

Code 62 O-Ring Flange Heavy with Captive Flange - 45° Bent Tube



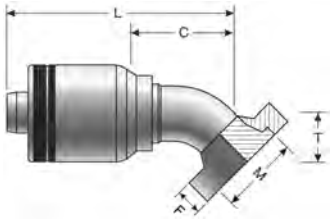

Part No.	Descr.	Prod. No.	⟷		M		T		L		C		F	
			"	mm	"	mm	"	mm	"	mm	"	mm	"	mm
G24376-2424	24GSM-24FLHCFM45M	7341-02815	1 1/2	38.1	2.50	63.5	1.73	43.9	9.13	232	5.39	137.0	0.50	12.7
G23376-3232	32GSM-32FLHCFM45-063	7341-20145	2	50.8	3.13	79.5	2.48	63.0	11.69	297	7.19	182.5	0.50	12.7

Code 62 O-Ring Flange Heavy with Captive Flange - 90° Bent Tube



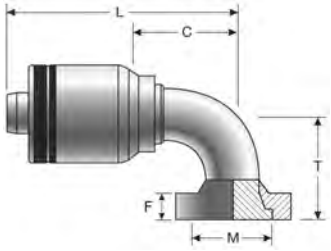

Part No.	Descr.	Prod. No.	⟷		M		T		L		C		F	
			"	mm	"	mm	"	mm	"	mm	"	mm	"	mm
G24380-2424	24GSM-24FLHCFM90-094	7341-02825	1 1/2	38.1	2.50	63.5	3.70	94.0	8.43	214.0	4.69	119.1	0.50	12.7
G23380-3232	32GSM-32FLHCFM90-120	7341-20155	2	50.8	3.13	79.5	4.72	120.0	10.39	264	5.91	150.1	0.50	12.7

Code 62 O-Ring Flange Heavy Captive Flange Metric Bolts



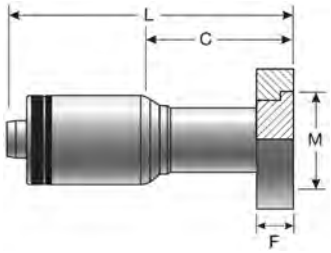

Part No.	Descr.	Prod. No.	⟷		M		L		C		F	
			"	mm	"	mm	"	mm	"	mm	"	mm
G24386-4040	40GSM-40FLHCFM	7341-20655	2 1/2	63.5	5.91	150.0	14.96	380	7.95	201.9	1.89	48.0

Parts Continued On Next Page

Code 62 O-Ring Flange Heavy Captive Flange Metric Bolts - Continued

Part No.	Descr.	Prod. No.	⟷		M		L		C		F	
			"	mm	"	mm	"	mm	"	mm	"	mm
G24386-4848	48GSM-48FLHCFM	7341-20695	3	76.2	8.27	210.0	17.32	440	9.57	243.1	2.28	57.9

Caterpillar Style O-Ring Flange

NOTE: These FLC flanges are designed with a thicker flange head. The .56" flange dimension is frequently found on Caterpillar equipment. These flanges let the user utilize the existing Caterpillar flange halves or new Gates Caterpillar flange halves. At the user's option, standard Code 62 flanges and halves can be used in place of Caterpillar flanges and halves. The standard Code 62 flange head thickness ranges between .305" and .495". Compatible with Code 62 O–Ring. See Accessories for recommended O–Rings. (Do Not use "D" shaped O–Rings).



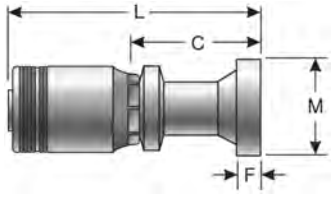

Part No.	Descr.	Prod. No.	⟷		M		L		C		F	
			"	mm	"	mm	"	mm	"	mm	"	mm
G24400-2424	24GSM-24FLC	7341-02055	1 1/2	38.1	2.50	63.5	7.44	189.0	3.71	94.3	0.56	14.2
G24401-2424	24GSM-24FLCL	7341-02175	1 1/2	38.1	3.13	79.5	9.37	238	5.64	143.2	0.56	14.2
G24400-2432	24GSM-32FLC	7341-02065	1 1/2	38.1	3.13	79.5	7.87	199.9	4.13	105.0	0.56	14.2
G23400-3232	32GSM-32FLC	7341-20205	2	50.8	3.13	79.5	8.97	227.7	4.48	113.8	0.56	14.2

Caterpillar Style O-Ring Flange - 22 1/2° Bent Tube

NOTE: These FLC flanges are designed with a thicker flange head. The .56" flange dimension is frequently found on Caterpillar equipment. These flanges let the user utilize the existing Caterpillar flange halves or new Gates Caterpillar flange halves. At the user's option, standard Code 62 flanges and halves can be used in place of Caterpillar flanges and halves. The standard Code 62 flange head thickness ranges between .305" and .495". Compatible with Code 62 O–Ring. See Accessories for recommended O–Rings. (Do Not use "D" shaped O–Rings).



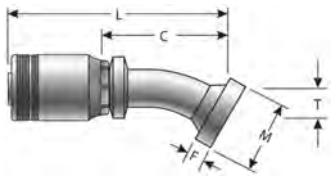

Part No.	Descr.	Prod. No.	⟷		M		T		L		C		F	
			"	mm	"	mm	"	mm	"	mm	"	mm	"	mm
G24402-2424	24GSM-24FLC22-017	7341-02075	1 1/2	38.1	2.50	63.5	0.66	16.8	9.29	236	5.57	141.5	0.56	14.2

Caterpillar Style O-Ring Flange - 30° Bent Tube

NOTE: These FLC flanges are designed with a thicker flange head. The .56" flange dimension is frequently found on Caterpillar equipment. These flanges let the user utilize the existing Caterpillar flange halves or new Gates Caterpillar flange halves. At the user's option, standard Code 62 flanges and halves can be used in place of Caterpillar flanges and halves. The standard Code 62 flange head thickness ranges between .305" and .495". Compatible with Code 62 O–Ring. See Accessories for recommended O–Rings. (Do Not use "D" shaped O–Rings).



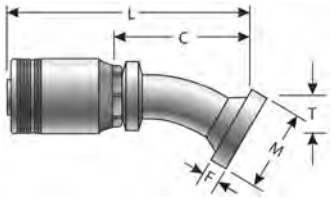

Part No.	Descr.	Prod. No.	⟷		M		T		L		C		F	
			"	mm	"	mm	"	mm	"	mm	"	mm	"	mm
G24404-2424	24GSM-24FLC30-023	7341-02095	1 1/2	38.1	2.50	63.5	0.91	23.1	9.25	235	5.49	139.5	0.56	14.2
G24404-2432	24GSM-32FLC30-035	7341-02105	1 1/2	38.1	3.13	79.5	1.38	35.1	10.12	257	6.36	161.6	0.56	14.2
G23404-3232	32GSM-32FLC30-035	7341-20245	2	50.8	3.13	79.5	1.38	35.1	11.86	301.2	7.37	187.3	0.56	14.2

Caterpillar Style O-Ring Flange - 45° Bent Tube

NOTE: These FLC flanges are designed with a thicker flange head. The .56" flange dimension is frequently found on Caterpillar equipment. These flanges let the user utilize the existing Caterpillar flange halves or new Gates Caterpillar flange halves. At the user's option, standard Code 62 flanges and halves can be used in place of Caterpillar flanges and halves. The standard Code 62 flange head thickness ranges between .305" and .495". Compatible with Code 62 O–Ring. See Accessories for recommended O–Rings. (Do Not use "D" shaped O–Rings).



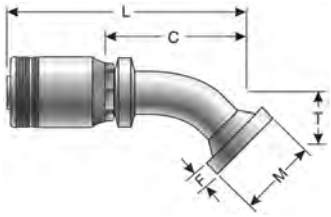

Part No.	Descr.	Prod. No.	⟷		M		T		L		C		F	
			"	mm	"	mm	"	mm	"	mm	"	mm	"	mm
G24407-2424	24GSM-24FLC45-039	7341-02115	1 1/2	38.1	2.50	63.5	1.54	39.1	8.94	227.1	5.20	132.1	0.56	14.2
G24407-2432	24GSM-32FLC45-059	7341-02125	1 1/2	38.1	3.13	79.5	2.32	58.9	9.61	244	5.87	149.1	0.56	14.2
G23407-3232	32GSM-32FLC45-064	7341-20215	2	50.8	3.13	79.5	2.52	64.0	11.32	287.5	6.83	173.5	0.56	14.2

Caterpillar Style O-Ring Flange - 60° Bent Tube

NOTE: These FLC flanges are designed with a thicker flange head. The .56" flange dimension is frequently found on Caterpillar equipment. These flanges let the user utilize the existing Caterpillar flange halves or new Gates Caterpillar flange halves. At the user's option, standard Code 62 flanges and halves can be used in place of Caterpillar flanges and halves. The standard Code 62 flange head thickness ranges between .305" and .495". Compatible with Code 62 O–Ring. See Accessories for recommended O–Rings. (Do Not use "D" shaped O–Rings).



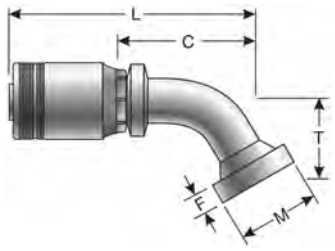

Part No.	Descr.	Prod. No.	⟷		M		T		L		C		F	
			"	mm	"	mm	"	mm	"	mm	"	mm	"	mm
G24409-2424	24GSM-24FLC60-055	7341-02135	1 1/2	38.1	2.50	63.5	2.17	55.1	9.91	251.7	6.17	156.6	0.56	14.2
G24409-2432	24GSM-32FLC60-087	7341-02145	1 1/2	38.1	3.13	79.5	3.42	86.9	11.69	297	7.95	201.9	0.56	14.2
G23409-3232	32GSM-32FLC60-083	7341-20225	2	50.8	3.13	79.5	3.27	83.1	12.69	322.3	8.17	207.6	0.56	14.2

Caterpillar Style O-Ring Flange - 90° Bent Tube

NOTE: These FLC flanges are designed with a thicker flange head. The .56" flange dimension is frequently found on Caterpillar equipment. These flanges let the user utilize the existing Caterpillar flange halves or new Gates Caterpillar flange halves. At the user's option, standard Code 62 flanges and halves can be used in place of Caterpillar flanges and halves. The standard Code 62 flange head thickness ranges between .305" and .495". Compatible with Code 62 O–Ring. See Accessories for recommended O–Rings. (Do Not use "D" shaped O–Rings).



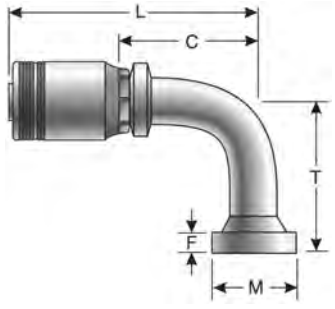

Part No.	Descr.	Prod. No.	⟷		M		T		L		C		F	
			"	mm	"	mm	"	mm	"	mm	"	mm	"	mm
G24415-2424	24GSM-24FLC90-087	7341-02155	1 1/2	38.1	2.50	63.5	3.43	87.1	8.43	214.1	4.69	119.1	0.56	14.2
G24415-2432	24GSM-32FLC90-140	7341-02165	1 1/2	38.1	3.13	79.5	5.51	140.0	8.86	225	5.11	129.9	0.56	14.2
G23415-3232	32GSM-32FLC90-130	7341-20235	2	50.8	3.13	79.5	5.12	130.0	10.41	264.5	5.93	150.5	0.56	14.2

Hose Length Extender



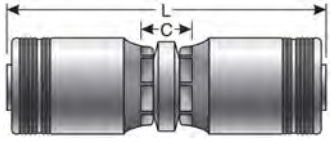

Part No.	Descr.	Prod. No.	⊖		L		C	
			"	mm	"	mm	"	mm
G23534-3232	32GSM-32HLE	7341-20475	2	50.8	11.10	282	2.14	54.4
G24535-4848	48GSM-48HLE	7341-20745	3	76.2	18.43	468	2.91	73.9
G24534-4040	40GSM-40HLE	7341-20735	2 1/2	63.5	16.69	424	2.68	68.1

Hose Length Extender for Caterpillar with Clamping Area



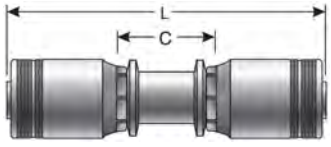

Part No.	Descr.	Prod. No.	⊖		L		C	
			"	mm	"	mm	"	mm
G24534-2424	24GSM-24HLEC	7341-02645	1 1/2	38.1	10.66	270.8	3.19	81.0

Female DIN 24° Cone Swivel - Heavy Series with O-Ring



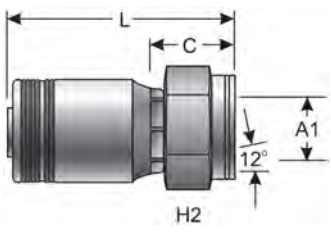

Part No.	Descr.	Prod. No.	⊖		⧖	H2	L		C		A1
			"	mm		mm	"	mm	"	mm	mm
G24720-2438	24GSM-38FDHORX	7341-07055	1 1/2	38.1	M52X2.0	60	7.09	180.1	3.35	85.1	38.1

HOSE/CPLG. SELECTION
EQUIPMENT
HOSE SPECIFICATION
GLOBALSPIRAL COUPLINGS
STAINLESS STEEL SPIRAL COUPLINGS
MEGACRIMP COUPLINGS
STAINLESS STEEL BRAID COUPLINGS
POWER CRIMP COUPLINGS
FIELD ATTACHABLE - TYPE T COUPLINGS
FIELD ATTACHABLE - C5 COUPLINGS
FIELD ATTACHABLE - LOCK-ON COUPLINGS
C14 COUPLINGS & ASSEMBLIES
GLP & GL COUPLINGS
GLX COUPLINGS
PCTS THERMOPLASTIC COUPLINGS
POLARSEAL COUPLINGS (ACA, ACB, ACC)
POWER STEERING CPLGS. & TOC ASSEMBLIES
ADAPTERS
QUICK DISCONNECT COUPLERS
BALL VALVES
LIVE SWIVELS
ACCESSORIES
AIR BRAKE CPLGS. & ASSEMBLIES
KITS
BRASS

Female DIN 24° Cone Swivel - Heavy Series with O-Ring - 45° Bent Tube



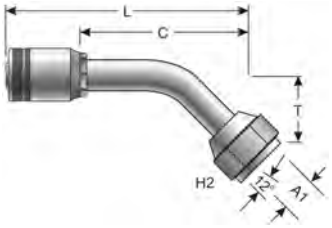

Part No.	Descr.	Prod. No.	⊖			H2	T		L		C		A1
			"	mm		mm	"	mm	"	mm	"	mm	mm
G24725-2438	24GSM-38FDHORX45	7341-07065	1 1/2	38.1	M52X2.0	60	1.74	44.2	9.33	237	5.59	141.9	38.1

Female DIN 24° Cone Swivel - Heavy Series with O-Ring - 90° Bent Tube



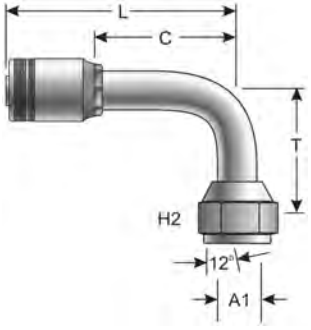

Part No.	Descr.	Prod. No.	⊖			H2	T		L		C		A1
			"	mm		mm	"	mm	"	mm	"	mm	mm
G24730-2438	24GSM-38FDHORX90	7341-07075	1 1/2	38.1	M52X2.0	60	3.62	91.9	8.76	222.5	5.02	127.6	38.1

Male British Standard Pipe Parallel



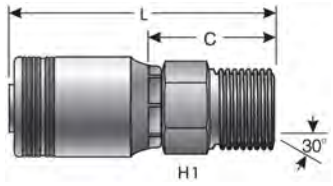

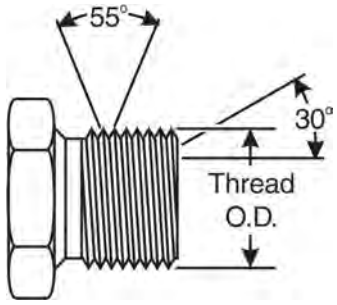

Part No.	Descr.	Prod. No.	⊖					H1	L		C	
			"	mm		mm	"	mm	"	mm
G24810-2424	24GSM-24MBSPP	7341-07025	1 1/2	38.1	1 1/2-11	55	6.41	162.8	2.68	68.1
G23810-3232	32GSM-32MBSPP	7341-20585	2	50.8	2-11	70	7.40	188.0	2.91	73.9

Female British Standard Parallel Pipe O-Ring Swivel



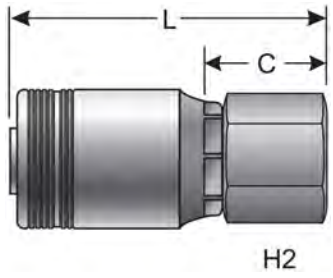

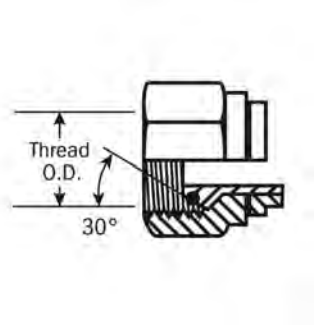

Part No.	Descr.	Prod. No.	⊖					H2	L		C	
			"	mm		mm	"	mm	"	mm
G24830-2424	24GSM-24FBSPORX	7341-07015	1 1/2	38.1	1 1/2-11	55.1	6.06	153.9	2.32	58.8
G23830-3232	32GSM-32FBSPORX	7341-20555	2	50.8	2-11	70.1	7.24	183.9	2.76	70.1

HOSE/CPLG. SELECTION
EQUIPMENT
HOSE SPECIFICATION
GLOBALSPIRAL COUPLINGS
STAINLESS STEEL SPIRAL COUPLINGS
MEGACRIMP COUPLINGS
STAINLESS STEEL BRAID COUPLINGS
POWER CRIMP COUPLINGS
FIELD ATTACHABLE - TYPE T COUPLINGS
FIELD ATTACHABLE - C5 COUPLINGS
FIELD ATTACHABLE - LOCK-ON COUPLINGS
C14 COUPLINGS & ASSEMBLIES
GLP & GL COUPLINGS
GLX COUPLINGS
PCTS THERMOPLASTIC COUPLINGS
POLARSEAL COUPLINGS (ACA, ACB, ACC)
POWER STEERING CPLGS. & TOC ASSEMBLIES
ADAPTERS
QUICK DISCONNECT COUPLERS
BALL VALVES
LIVE SWIVELS
ACCESSORIES
AIR BRAKE CPLGS. & ASSEMBLIES
KITS
BRASS

Female British Standard Parallel Pipe O-Ring Swivel - 45° Bent Tube



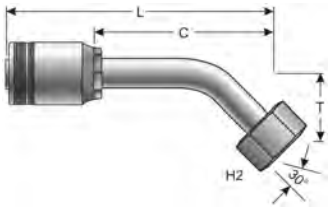

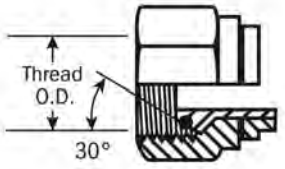

Part No.	Descr.	Prod. No.	⊖					H2	T		L		C	
			"	mm		mm	"	mm	"	mm	"	mm
G24831-2424	24GSM-24FBSPORX45	7341-07035	1 1/2	38.1	1 1/2-11	55.1	1.96	49.7	9.56	242.8	5.81	147.5
G23831-3232	32GSM-32FBSPORX45	7341-20565	2	50.8	2-11	70.1	2.95	75.0	12.11	307.6	7.62	193.6

Female British Standard Parallel Pipe O-Ring Swivel - 90° Bent Tube



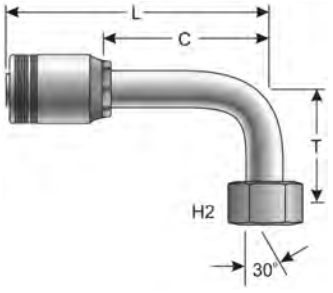

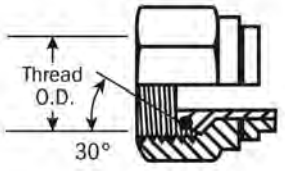

Part No.	Descr.	Prod. No.	⊖					H2	T		L		C	
			"	mm		mm	"	mm	"	mm	"	mm
G24832-2424	24GSM-24FBSPORX90	7341-07045	1 1/2	38.1	1 1/2-11	55.1	3.94	100.0	8.76	222.5	5.02	127.6
G23832-3232	32GSM-32FBSPORX90	7341-20575	2	50.8	2-11	70.1	5.91	150.1	10.89	276.5	6.40	162.5

ISO 6164 4-Bolt Square Heavy Captive Flange



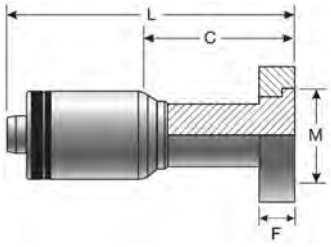

Part No.	Descr.	Prod. No.	⟷		M		L		C		F	
			"	mm	"	mm	"	mm	"	mm	"	mm
G24857-4063	40GSM-63FLSHCF	7341-20665	2 1/2	63.5	5.91	150.0	14.96	380	7.95	201.9	2.05	52.1
G24857-4880	48GSM-80FLSHCF	7341-20705	3	76.2	7.09	180.0	17.32	440	9.57	243.1	2.76	70.1

HOSE/CPLG. SELECTION
EQUIPMENT
HOSE SPECIFICATION
GLOBALSPIRAL COUPLINGS
STAINLESS STEEL SPIRAL COUPLINGS
MEGACRIMP COUPLINGS
STAINLESS STEEL BRAID COUPLINGS
POWER CRIMP COUPLINGS
FIELD ATTACHABLE - TYPE T COUPLINGS
FIELD ATTACHABLE - C5 COUPLINGS
FIELD ATTACHABLE - LOCK-ON COUPLINGS
C14 COUPLINGS & ASSEMBLIES
GLP & GL COUPLINGS
GLX COUPLINGS
PCTS THERMOPLASTIC COUPLINGS
POLARSEAL COUPLINGS (ACA, ACB, ACC)
POWER STEERING CPLGS. & TOC ASSEMBLIES
ADAPTERS
QUICK DISCONNECT COUPLERS
BALL VALVES
LIVE SWIVELS
ACCESSORIES
AIR BRAKE CPLGS. & ASSEMBLIES
KITS
BRASS

HOSE/CPLG. SELECTION
EQUIPMENT
HOSE SPECIFICATION
GLOBALSPIRAL COUPLINGS
STAINLESS STEEL SPIRAL COUPLINGS
MEGACRIMP COUPLINGS
STAINLESS STEEL BRAID COUPLINGS
POWER CRIMP COUPLINGS
FIELD ATTACHABLE - TYPE T COUPLINGS
FIELD ATTACHABLE - C5 COUPLINGS
FIELD ATTACHABLE - LOCK-ON COUPLINGS
C14 COUPLINGS & ASSEMBLIES
GLP & GL COUPLINGS
GLX COUPLINGS
PCTS THERMOPLASTIC COUPLINGS
POLARSEAL COUPLINGS (ACA, ACB, ACC)
POWER STEERING CPLGS. & TOC ASSEMBLIES
ADAPTERS
QUICK DISCONNECT COUPLERS
BALL VALVES
LIVE SWIVELS
ACCESSORIES
AIR BRAKE CPLGS. & ASSEMBLIES
KITS
BRASS

NOTES

HYDRAULIC HOSE
FOR STAINLESS STEEL SPIRAL COUPLINGS

	STAINLESS STEEL SPIRAL COUPLINGS											
Ferrule	**S1F-2SS**			**S1F-4SS**						**S1F-6SS**	**S2F-6SS**	
Dash Size	**10**	**12**	**16**	**6**	**8**	**10**	**12**	**16**	**20**	**20**	**24**	**32**
EFG3K												
EFG4K												
EFG5K												
EFG6K												
M2T												
M4K												
MegaTech 1000												

The Gates eCrimp program is a web-based utility which allows users and distributors of Gates hydraulic and industrial hose products to find and print the most up to date crimp specifications with nothing more than an internet browser. This program can be used to find crimp data for all Gates crimpers. Custom result may be printed by selecting the crimper, hose and coupling. Optionally results may also be limited by die set and working pressure. The eCrimp web application can be directly accessed from a web browser by entering http://eCrimp.Gates.com for the website. The eCrimp mobile app is available for download for the iPhone and iPad from the App Store.

HOSE/CPLG. SELECTION
EQUIPMENT
HOSE SPECIFICATION
GLOBALSPIRAL COUPLINGS
STAINLESS STEEL SPIRAL COUPLINGS
MEGACRIMP COUPLINGS
STAINLESS STEEL BRAID COUPLINGS
POWER CRIMP COUPLINGS
FIELD ATTACHABLE - TYPE T COUPLINGS
FIELD ATTACHABLE - C5 COUPLINGS
FIELD ATTACHABLE - LOCK-ON COUPLINGS
C14 COUPLINGS & ASSEMBLIES
GLP & GL COUPLINGS
GLX COUPLINGS
PCTS THERMOPLASTIC COUPLINGS
POLARSEAL COUPLINGS (ACA, ACB, ACC)
POWER STEERING CPLGS. & TOC ASSEMBLIES
ADAPTERS
QUICK DISCONNECT COUPLERS
BALL VALVES
LIVE SWIVELS
ACCESSORIES
AIR BRAKE CPLGS. & ASSEMBLIES
KITS
BRASS

HOSE/CPLG. SELECTION
EQUIPMENT
HOSE SPECIFICATION
GLOBALSPIRAL COUPLINGS
STAINLESS STEEL SPIRAL COUPLINGS
MEGACRIMP COUPLINGS
STAINLESS STEEL BRAID COUPLINGS
POWER CRIMP COUPLINGS
FIELD ATTACHABLE - TYPE T COUPLINGS
FIELD ATTACHABLE - C5 COUPLINGS
FIELD ATTACHABLE - LOCK-ON COUPLINGS
C14 COUPLINGS & ASSEMBLIES
GLP & GL COUPLINGS
GLX COUPLINGS
PCTS THERMOPLASTIC COUPLINGS
POLARSEAL COUPLINGS (ACA, ACB, ACC)
POWER STEERING CPLGS. & TOC ASSEMBLIES
ADAPTERS
QUICK DISCONNECT COUPLERS
BALL VALVES
LIVE SWIVELS
ACCESSORIES
AIR BRAKE CPLGS. & ASSEMBLIES
KITS
BRASS

Male Pipe (NPTF - 30° Cone Seat)



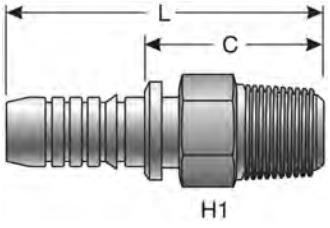

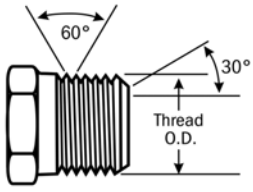

Part No.	Descr.	Prod. No.	⊖			H1		L		C	
			"	mm		"	mm	"	mm	"	mm
G18100-0606	6S-6MP-SS	7362-00285	3/8	9.5	3/8-18	11/16	17.3	2.24	56.9	1.22	31.0
G18100-1212	12S-12MP-SS	7362-00335	3/4	19.1	3/4-14	1 1/16	27	3.54	89.9	1.54	39.1
G18100-1616	16S-16MP-SS	7362-00365	1	25.4	1-11 1/2	1 3/8	34.8	4.17	105.9	1.94	49.3
G18100-2020	20S-20MP-SS	7362-00395	1 1/4	31.8	1 1/4-11 1/2	1 13/16	46	4.94	125.5	2.19	55.6

API Line Pipe Connection



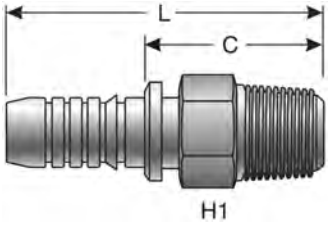

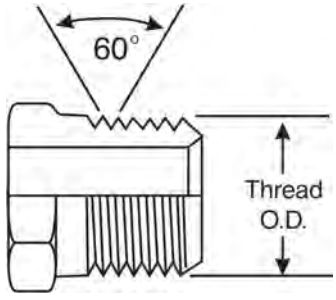

Part No.	Descr.	Prod. No.	⊖			H1		L		C	
			"	mm		"	mm	"	mm	"	mm
G18102-2424	24S-24MPAPI-SS	7362-00455	1 1/2	38.1	1 1/2-11 1/2	2	50.8	6.26	159.0	2.74	69.5

Female JIC 37° Flare Swivel



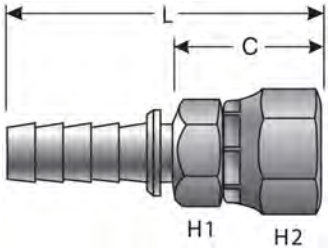

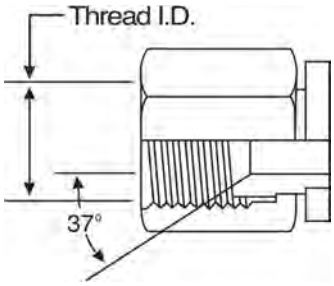

Part No.	Descr.	Prod. No.	⊖			H1		H2		L		C	
			"	mm		"	mm	"	mm	"	mm	"	mm
G18170-0606	6S-6FJX-SS	7362-01245	3/8	9.5	9/16-18	11/16	17.5	3/4	19.1	2.23	56.6	1.21	30.8
G18170-1010	10S-10FJX-SS	7362-01295	5/8	15.9	7/8-14	15/16	23.9	1 1/16	26.9	3.61	91.6	1.63	41.3
G18170-1212	12S-12FJX-SS	7362-01325	3/4	19.1	1 1/16-12	1 1/16	26.9	1 1/4	31.8	3.91	99.3	1.99	50.5
G18170-1616	16S-16FJX-SS	7362-01385	1	25.4	1 5/16-12	1 3/8	35.1	1 1/2	38.1	4.35	110.4	2.11	53.6
G18170-2020	20S-20FJX-SS	7362-01415	1 1/4	31.8	1 5/8-12	1 7/8	47.6	2	50.8	5.11	129.9	2.60	66.0
G18170-2424	24S-24FJX-SS	7362-01445	1 1/2	38.1	1 7/8-12	2	50.8	2 1/4	57.2	6.00	152.5	2.48	63.0
G18170-3232	32S-32FJX-SS	7362-01475	2	50.8	2 1/2-12	2 5/8	66.7	3	76.2	6.68	169.6	2.85	72.4

Dual Seat Female JIC 37°/SAE 45° Flare Swivel



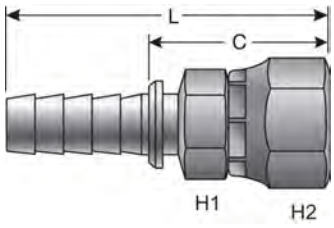

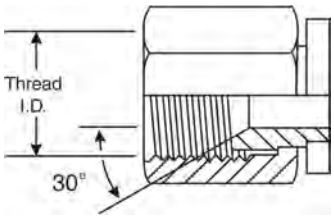

Part No.	Descr.	Prod. No.	⊖			H1		H2		L		C	
			"	mm		"	mm	"	mm	"	mm	"	mm
G18170-0808	8S-8FJSX-SS	7362-01275	1/2	12.7	3/4-16	7/8	22.4	7/8	22.4	2.84	72.1	1.36	34.5

HOSE/CPLG. SELECTION
EQUIPMENT
HOSE SPECIFICATION
GLOBALSPIRAL COUPLINGS
STAINLESS STEEL SPIRAL COUPLINGS
MEGACRIMP COUPLINGS
STAINLESS STEEL BRAID COUPLINGS
POWER CRIMP COUPLINGS
FIELD ATTACHABLE - TYPE T COUPLINGS
FIELD ATTACHABLE - C5 COUPLINGS
FIELD ATTACHABLE - LOCK-ON COUPLINGS
C14 COUPLINGS & ASSEMBLIES
GLP & GL COUPLINGS
GLX COUPLINGS
PCTS THERMOPLASTIC COUPLINGS
POLARSEAL COUPLINGS (ACA, ACB, ACC)
POWER STEERING CPLGS. & TOC ASSEMBLIES
ADAPTERS
QUICK DISCONNECT COUPLERS
BALL VALVES
LIVE SWIVELS
ACCESSORIES
AIR BRAKE CPLGS. & ASSEMBLIES
KITS
BRASS

Female Flat-Face O-Ring Swivel Metric Hex



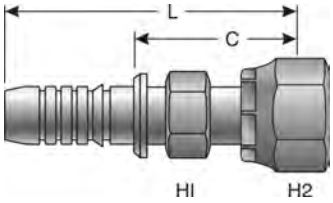

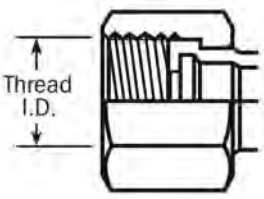

Part No.	Descr.	Prod. No.	⊖			H1		H2		L		C	
			"	mm		"	mm	"	mm	"	mm	"	mm
G18230-0606	6S-6FFORX-SS	7362-03265	3/8	9.5	11/16-16	3/4	19	7/8	22.1	2.66	67.5	1.26	32.0
G18230-0808	8S-8FFORX-SS	7362-03275	1/2	12.7	13/16-16	29/32	23	61/64	24.1	2.91	74.0	1.43	36.3
G18230-1010	10S-10FFORX-SS	7362-03295	5/8	15.9	1-14	1 1/16	27	1 11/64	30	3.68	93.5	1.70	43.2
G18230-1212	12S-12FFORX-SS	7362-03315	3/4	19.1	1 3/16-12	1 11/64	30	1 27/64	36.1	3.70	94.0	1.69	42.9
G18230-1616	16S-16FFORX-SS	7362-03335	1	25.4	1 7/16-12	1 27/64	36	1 39/64	40.9	4.47	113.5	4.47	113.5
G18230-2020	20S-20FFORX-SS	7362-03355	1 1/4	31.8	1 11/16-12	1 13/16	46	1 31/32	50	5.28	134.1	2.53	64.3
G18230-2424	24S-24FFORX-SS	7362-03375	1 1/2	38.1	2-12	1 31/32	50	2 23/64	60	6.06	154	2.54	64.5

Code 61 O-Ring Flange



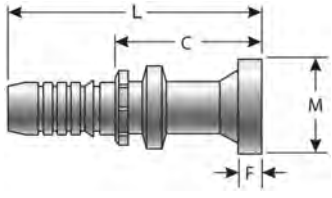

Part No.	Descr.	Prod. No.	⊖		M		L		C		F	
			"	mm	"	mm	"	mm	"	mm	"	mm
G18300-1212	12S-12FL-SS	7362-04375	3/4	19.1	1.50	38.1	4.33	110.0	2.32	58.9	0.27	6.9
G18300-1616	16S-16FL-SS	7362-04405	1	25.4	1.75	44.5	4.80	121.9	2.57	65.2	0.32	8.1
G18300-2020	20S-20FL-SS	7362-04435	1 1/4	31.8	2.00	50.8	5.43	137.9	2.69	68.3	0.32	8.1

Code 62 O-Ring Flange Heavy



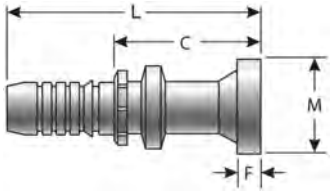

Part No.	Descr.	Prod. No.	⊖		M		L		C		F	
			"	mm	"	mm	"	mm	"	mm	"	mm
G18350-1212	12S-12FLH-SS	7362-04105	3/4	19.1	1.63	41.4	4.48	113.8	2.48	63.0	0.35	8.9
G18350-1616	16S-16FLH-SS	7362-04135	1	25.4	1.88	47.8	4.92	125.0	2.68	68.1	0.38	9.7
G18350-2020	20S-20FLH-SS	7362-04155	1 1/4	31.8	2.13	54.1	5.75	146.1	3.00	76.2	0.41	10.4
G18350-2424	24S-24FLH-SS	7362-04165	1 1/2	38.1	2.50	63.5	7.15	181.6	3.63	92.2	0.41	10.4

Female DIN 24° Cone Swivel - Heavy Series w/ O-Ring - 90° Bent Tube S Series



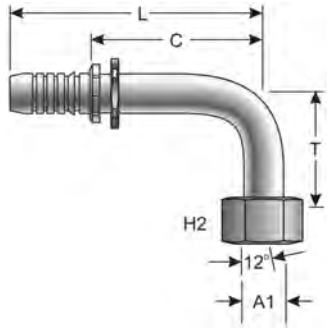

Part No.	Descr.	Prod. No.	⊖			H2	T		L		C		A1
			"	mm		mm	"	mm	"	mm	"	mm	mm
G18730-1630	16S-30FDHORX90-SS	7362-93055	1	25.4	M42X2.0	50	2.76	70.1	5.50	139.7	3.26	82.8	30.0

HOSE/CPLG. SELECTION
EQUIPMENT
HOSE SPECIFICATION
GLOBALSPIRAL COUPLINGS
STAINLESS STEEL SPIRAL COUPLINGS
MEGACRIMP COUPLINGS
STAINLESS STEEL BRAID COUPLINGS
POWER CRIMP COUPLINGS
FIELD ATTACHABLE - TYPE T COUPLINGS
FIELD ATTACHABLE - C5 COUPLINGS
FIELD ATTACHABLE - LOCK-ON COUPLINGS
C14 COUPLINGS & ASSEMBLIES
GLP & GL COUPLINGS
GLX COUPLINGS
PCTS THERMOPLASTIC COUPLINGS
POLARSEAL COUPLINGS (ACA, ACB, ACC)
POWER STEERING CPLGS. & TOC ASSEMBLIES
ADAPTERS
QUICK DISCONNECT COUPLERS
BALL VALVES
LIVE SWIVELS
ACCESSORIES
AIR BRAKE CPLGS. & ASSEMBLIES
KITS
BRASS

HOSE/CPLG. SELECTION
EQUIPMENT
HOSE SPECIFICATION
GLOBALSPIRAL COUPLINGS
STAINLESS STEEL SPIRAL COUPLINGS
MEGACRIMP COUPLINGS
STAINLESS STEEL BRAID COUPLINGS
POWER CRIMP COUPLINGS
FIELD ATTACHABLE - TYPE T COUPLINGS
FIELD ATTACHABLE - C5 COUPLINGS
FIELD ATTACHABLE - LOCK-ON COUPLINGS
C14 COUPLINGS & ASSEMBLIES
GLP & GL COUPLINGS
GLX COUPLINGS
PCTS THERMOPLASTIC COUPLINGS
POLARSEAL COUPLINGS (ACA, ACB, ACC)
POWER STEERING CPLGS. & TOC ASSEMBLIES
ADAPTERS
QUICK DISCONNECT COUPLERS
BALL VALVES
LIVE SWIVELS
ACCESSORIES
AIR BRAKE CPLGS. & ASSEMBLIES
KITS
BRASS

Non-Skive Ferrules





Part No.	Descr.	Prod. No.	⊖		L	
			"	mm	"	mm
G18995-0210	10S1F-2SS	7362-51755	5/8	15.9	1.40	35.6
G18995-0216	16S1F-2SS	7362-51595	1	25.4	2.06	52.2
G18995-0406	6S1F-4SS	7362-51445	3/8	9.5	1.10	27.9
G18995-0408	8S1F-4SS	7362-51345	1/2	12.7	1.50	38.1
G18995-0410	10S1F-4SS	7362-51485	5/8	15.9	1.88	47.8
G18995-0212	12S1F-2SS	7362-51585	3/4	19.1	1.73	43.9
G18995-0412	12S1F-4SS	7362-51495	3/4	19.1	2.00	50.8
G18995-0416	16S1F-4SS	7362-51525	1	25.4	2.22	56.4
G18995-0420	20S1F-4SS	7362-51535	1 1/4	31.8	2.67	67.8
G18995-0620	20S1F-6SS	7362-51625	1 1/4	31.8	2.87	73.0

Skive Ferrules





Part No.	Descr.	Prod. No.	⊖		L	
			"	mm	"	mm
G18995-0624	24S2F-6SS	7362-51655	1 1/2	38.1	3.53	89.7
G18995-0632	32S2F-6SS	7362-51685	2	50.8	3.68	93.5

HYDRAULIC HOSE
FOR MEGACRIMP™ & MGS COUPLINGS

	MEGACRIMP™ COUPLINGS								MGS COUPLING
Ferrule	**One-Piece**								**One-Piece**
Dash Size	**4**	**5**	**6**	**8**	**10**	**12**	**16**	**20**	**20**
C5C									
C5CXH									
C5E									
C5M									
CM2TDL-XTF									
Clean Master Pressure Washer									
EFG3K									
EFG4K									
Fuel Master Curb Pump									
G1									
G2L									
G2XH									
G3H									
GMV									
GTH									
GTHX									
IA3K									
J2AT									
M2T									
M3K									
M4K									
M500									
M5K									
M6K									
MXG4K-XTP									
MXG5K-XTP									
MXT									
MegaTech 1000									
MegaTech 250									
MegaTech 3000									
MegaTech G5TB									
MegaTech II									
MegaTech LOC									

Hose Continued on Next Page.

The Gates eCrimp program is a web-based utility which allows users and distributors of Gates hydraulic and industrial hose products to find and print the most up to date crimp specifications with nothing more than an internet browser. This program can be used to find crimp data for all Gates crimpers. Custom result may be printed by selecting the crimper, hose and coupling. Optionally results may also be limited by die set and working pressure. The eCrimp web application can be directly accessed from a web browser by entering http://eCrimp.Gates.com for the website. The eCrimp mobile app is available for download for the iPhone and iPad from the App Store.

HOSE/CPLG. SELECTION
EQUIPMENT
HOSE SPECIFICATION
GLOBALSPIRAL COUPLINGS
STAINLESS STEEL SPIRAL COUPLINGS
MEGACRIMP COUPLINGS
STAINLESS STEEL BRAID COUPLINGS
POWER CRIMP COUPLINGS
FIELD ATTACHABLE - TYPE T COUPLINGS
FIELD ATTACHABLE - C5 COUPLINGS
FIELD ATTACHABLE - LOCK-ON COUPLINGS
C14 COUPLINGS & ASSEMBLIES
GLP & GL COUPLINGS
GLX COUPLINGS
PCTS THERMOPLASTIC COUPLINGS
POLARSEAL COUPLINGS (ACA, ACB, ACC)
POWER STEERING CPLGS. & TOC ASSEMBLIES
ADAPTERS
QUICK DISCONNECT COUPLERS
BALL VALVES
LIVE SWIVELS
ACCESSORIES
AIR BRAKE CPLGS. & ASSEMBLIES
KITS
BRASS

HOSE/CPLG. SELECTION
EQUIPMENT
HOSE SPECIFICATION
GLOBALSPIRAL COUPLINGS
STAINLESS STEEL SPIRAL COUPLINGS
MEGACRIMP COUPLINGS
STAINLESS STEEL BRAID COUPLINGS
POWER CRIMP COUPLINGS
FIELD ATTACHABLE - TYPE T COUPLINGS
FIELD ATTACHABLE - C5 COUPLINGS
FIELD ATTACHABLE - LOCK-ON COUPLINGS
C14 COUPLINGS & ASSEMBLIES
GLP & GL COUPLINGS
GLX COUPLINGS
PCTS THERMOPLASTIC COUPLINGS
POLARSEAL COUPLINGS (ACA, ACB, ACC)
POWER STEERING CPLGS. & TOC ASSEMBLIES
ADAPTERS
QUICK DISCONNECT COUPLERS
BALL VALVES
LIVE SWIVELS
ACCESSORIES
AIR BRAKE CPLGS. & ASSEMBLIES
KITS
BRASS

HYDRAULIC HOSE
FOR MEGACRIMP™ & MGS COUPLINGS

	MEGACRIMP™ COUPLINGS								MGS COUPLING
Ferrule	One-Piece								One-Piece
Dash Size	4	5	6	8	10	12	16	20	20
MultiMaster GMV MegaFlex									
Plant Master Xtreme 300AR									
Plant Master Xtreme 501 AR									
RFS									
RLA-30R2									
TH7									
TH8									
TR500									
Thermo AG 570 /800									

The Gates eCrimp program is a web-based utility which allows users and distributors of Gates hydraulic and industrial hose products to find and print the most up to date crimp specifications with nothing more than an internet browser. This program can be used to find crimp data for all Gates crimpers. Custom result may be printed by selecting the crimper, hose and coupling. Optionally results may also be limited by die set and working pressure. The eCrimp web application can be directly accessed from a web browser by entering http://eCrimp.Gates.com for the website. The eCrimp mobile app is available for download for the iPhone and iPad from the App Store.

Male Pipe (NPTF - 30° Cone Seat)



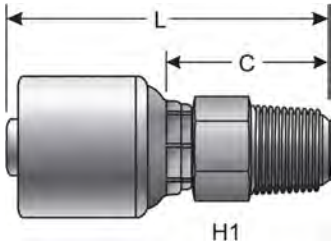

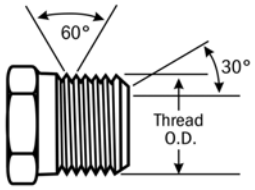

Part No.	Descr.	Prod. No.	⊖					H1	L		C	
			"	mm			"	"	mm	"	mm
G25100-0402	4G-2MP	7100-10025	1/4	6.4	1/8-27		1/2	1.96	49.8	0.95	24.1
G25100-0404	4G-4MP	7100-10035	1/4	6.4	1/4-18		9/16	2.17	55.1	1.14	29.0
G25100-0404T	4G-4MP-TCX*	7321-50865	1/4	6.4	1/4-18		9/16	2.17	55.1	1.14	29.0
G25100-0406	4G-6MP	7100-10045	1/4	6.4	3/8-18		11/16	2.17	55.1	1.14	29.0
G25100-0408	4G-8MP	7100-10055	1/4	6.4	1/2-14		7/8	2.44	62.0	1.42	36.1
G25100-0504	5G-4MP	7100-00065	5/16	7.9	1/4-18		5/8	2.28	57.9	1.18	30.0
G25100-0506	5G-6MP	7100-10065	5/16	7.9	3/8-18		11/16	2.32	58.9	1.22	31.0
G25100-0604	6G-4MP	7100-10075	3/8	9.5	1/4-18		5/8	2.32	58.9	1.22	31.0
G25100-0604T	6G-4MP-TCX*	7321-50915	3/8	9.5	1/4-18		5/8	2.32	58.9	1.22	31.0
G25100-0606	6G-6MP	7100-10085	3/8	9.5	3/8-18		11/16	2.32	58.9	1.22	31.0
G25100-0606T	6G-6MP-TCX*	7321-50855	3/8	9.5	3/8-18		11/16	2.32	58.9	1.22	31.0
G25100-0608	6G-8MP	7100-10095	3/8	9.5	1/2-14		7/8	2.51	63.8	1.42	36.1
G25100-0804	8G-4MP	7100-10105	1/2	12.7	1/4-18		13/16	2.72	69.1	1.24	31.5
G25100-0806	8G-6MP	7100-00105	1/2	12.7	3/8-18		13/16	2.72	69.1	1.24	31.5
G25100-0808	8G-8MP	7100-00115	1/2	12.7	1/2-14		7/8	2.87	73.0	1.40	35.5
G25100-0808T	8G-8MP-TCX*	7321-50845	1/2	12.7	1/2-14		7/8	2.87	73.0	1.40	35.5
G25100-0812	8G-12MP	7100-00125	1/2	12.7	3/4-14		1 1/16	2.95	74.9	1.48	37.5
G25100-1008	10G-8MP	7100-00225	5/8	15.9	1/2-14		15/16	2.95	74.9	1.48	37.5
G25100-1012	10G-12MP	7100-00235	5/8	15.9	3/4-14		1 1/16	2.95	74.9	1.48	37.5
G25100-1208	12G-8MP	7100-00155	3/4	19.1	1/2-14		1 1/16	3.46	87.9	1.46	37.1
G25100-1212	12G-12MP	7100-00165	3/4	19.1	3/4-14		1 1/16	3.46	87.9	1.46	37.1
G25100-1216	12G-16MP	7100-00175	3/4	19.1	1-11 1/2		1 3/8	3.77	95.8	1.77	45.0
G25100-1216T	12G-16MP-TCX*	7321-50975	3/4	19.1	1-11 1/2		1 3/8	3.77	95.8	1.77	45.0
G25100-1612	16G-12MP	7100-00195	1	25.4	3/4-14		1 3/8	3.93	99.8	1.70	43.2
G25100-1616	16G-16MP	7100-00205	1	25.4	1-11 1/2		1 3/8	4.11	104.4	1.88	47.7
G25100-1616T	16G-16MP-TCX*	7321-50895	1	25.4	1-11 1/2		1 3/8	4.11	104.4	1.88	47.7
G25100-2020	20G-20MP	7100-00215	1 1/4	31.8	1 1/4-11 1/2		1 3/4	4.44	112.8	2.13	54.1

**TuffCoat Xtreme™ Plating*

HOSE/CPLG. SELECTION
EQUIPMENT
HOSE SPECIFICATION
GLOBALSPIRAL COUPLINGS
STAINLESS STEEL SPIRAL COUPLINGS
MEGACRIMP COUPLINGS
STAINLESS STEEL BRAID COUPLINGS
POWER CRIMP COUPLINGS
FIELD ATTACHABLE - TYPE T COUPLINGS
FIELD ATTACHABLE - C5 COUPLINGS
FIELD ATTACHABLE - LOCK-ON COUPLINGS
C14 COUPLINGS & ASSEMBLIES
GLP & GL COUPLINGS
GLX COUPLINGS
PCTS THERMOPLASTIC COUPLINGS
POLARSEAL COUPLINGS (ACA, ACB, ACC)
POWER STEERING CPLGS. & TOC ASSEMBLIES
ADAPTERS
QUICK DISCONNECT COUPLERS
BALL VALVES
LIVE SWIVELS
ACCESSORIES
AIR BRAKE CPLGS. & ASSEMBLIES
KITS
BRASS

Male Pipe Long Nose

For use with J2AT Jack Hose and special high–pressure applications.



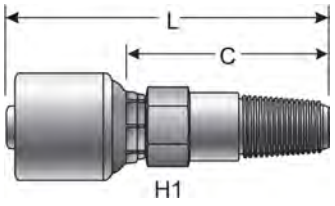

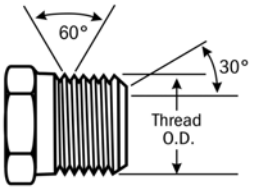

Part No.	Descr.	Prod. No.	⟷			H1	L		C	
			"	mm		"	"	mm	"	mm
G25101-0404	4G-4MPLN	7100-16615	1/4	6.4	1/4-18	9/16	2.56	65.0	1.54	39.1
G25101-0406	4G-6MPLN	7100-16625	1/4	6.4	3/8-18	11/16	2.56	65.0	1.54	39.1
G25101-0604	6G-4MPLN	7100-16645	3/8	9.5	1/4-18	5/8	2.72	69.1	1.62	41.1
G25101-0606	6G-6MPLN	7100-16635	3/8	9.5	3/8-18	11/16	2.72	69.1	1.62	41.1

Male Pipe Swivel (NPTF - Without 30° Cone Seat)

NOT TO BE USED AS A LIVE SWIVEL.



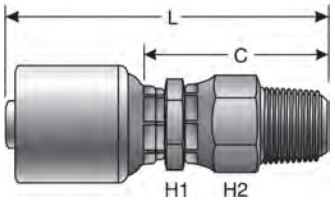

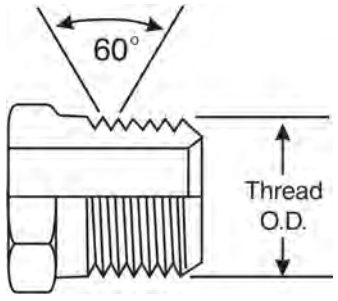

Part No.	Descr.	Prod. No.	⟷			H1	H2	L		C	
			"	mm		"	"	"	mm	"	mm
G25105-0402	4G-2MPX	7100-10245	1/4	6.4	1/8-27	1/2	1/2	2.39	60.7	1.37	34.8
G25105-0404	4G-4MPX	7100-10255	1/4	6.4	1/4-18	1/2	11/16	2.61	66.3	1.58	40.2
G25105-0406	4G-6MPX	7100-10265	1/4	6.4	3/8-18	5/8	7/8	2.73	69.3	1.71	43.5
G25105-0604	6G-4MPX	7100-10285	3/8	9.5	1/4-18	5/8	7/8	2.87	73.0	1.77	45.0
G25105-0606	6G-6MPX	7100-10295	3/8	9.5	3/8-18	5/8	7/8	2.81	71.4	1.72	43.6
G25105-0608	6G-8MPX	7100-10305	3/8	9.5	1/2-14	3/4	1	3.04	77.2	1.95	49.5
G25105-0806	8G-6MPX	7100-00315	1/2	12.7	3/8-18	13/16	7/8	3.22	81.8	1.76	44.6
G25105-0808	8G-8MPX	7100-00325	1/2	12.7	1/2-14	13/16	1	3.42	86.9	1.95	49.4
G25105-1012	10G-12MPX	7100-00335	5/8	15.9	3/4-14	1 1/16	1 5/16	3.48	88.4	2.01	51.1
G25105-1208	12G-8MPX	7100-00345	3/4	19.1	1/2-14	1 1/16	1	3.97	100.8	1.97	49.9
G25105-1212	12G-12MPX	7100-00355	3/4	19.1	3/4-14	1 1/16	1 5/16	4.01	101.9	2.01	51.1
G25105-1616	16G-16MPX	7100-00365	1	25.4	1-11 1/2	1 3/8	1 5/8	4.73	120.1	2.50	63.5

Male Pipe Swivel - 90° Block (NPTF - Without 30° Cone Seat)

NOT TO BE USED AS A LIVE SWIVEL.



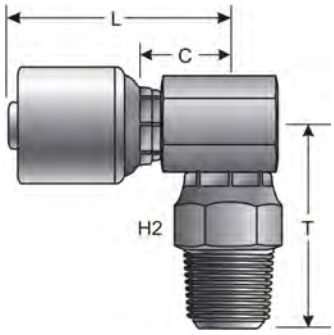

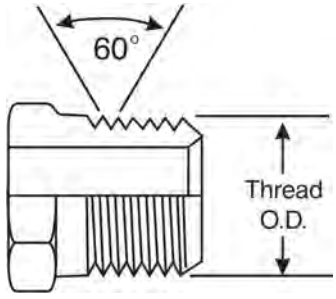

Part No.	Descr.	Prod. No.	⟷		H1	H2	T		L		C	
			"	mm		"	"	"	mm	"	mm	"	mm
G25106-0402	4G-2MPX90	7100-10365	1/4	6.4	1/8-27	11/16	1/2	1.20	30.5	1.75	44.5	0.72	18.4
G25106-0404	4G-4MPX90	7100-10375	1/4	6.4	1/4-18	11/16	11/16	1.63	41.3	1.75	44.5	0.72	18.4
G25106-0406	4G-6MPX90	7100-10385	1/4	6.4	3/8-18	11/16	7/8	1.73	43.9	1.82	46.2	0.80	20.2
G25106-0604	6G-4MPX90	7100-10395	3/8	9.5	1/4-18	3/4	11/16	1.66	42.1	1.96	49.7	0.85	21.7
G25106-0606	6G-6MPX90	7100-10405	3/8	9.5	3/8-18	3/4	7/8	1.76	44.8	1.96	49.7	0.85	21.7
G25106-0608	6G-8MPX90	7100-10415	3/8	9.5	1/2-14	3/4	1	1.93	49.1	1.96	49.7	0.85	21.7
G25106-0806	8G-6MPX90	7100-07135	1/2	12.7	3/8-18	13/16	7/8	1.89	48.0	2.55	64.7	1.07	27.2
G25106-0808	8G-8MPX90	7100-00425	1/2	12.7	1/2-14	13/16	1	2.06	52.3	2.55	64.7	1.07	27.2
G25106-1212	12G-12MPX90	7100-00435	3/4	19.1	3/4-14	1 3/8	1 5/16	2.30	58.4	3.17	80.5	1.17	29.7

Male Pipe Swivel - 90° Long Block (NPTF - Without 30° Cone Seat)

NOT TO BE USED AS A LIVE SWIVEL.
These couplings have a longer reach (L dimension) to accommodate the OmniCrimp 21 crimper.



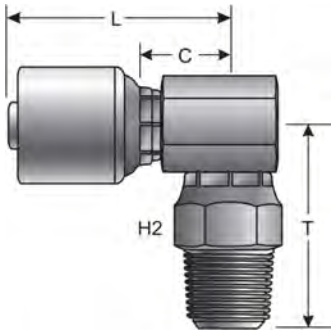

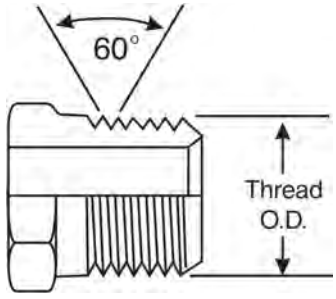

Part No.	Descr.	Prod. No.	⟷		H1	H2	T		L		C	
			"	mm	"	"	"	mm	"	mm	"	mm
G25107-0808	8G-8MPX90L	7100-00455	1/2	12.7	1/2-14	1	1	2.06	52.3	3.27	83.1	1.80	45.6

HOSE/CPLG. SELECTION
EQUIPMENT
HOSE SPECIFICATION
GLOBALSPIRAL COUPLINGS
STAINLESS STEEL SPIRAL COUPLINGS
MEGACRIMP COUPLINGS
STAINLESS STEEL BRAID COUPLINGS
POWER CRIMP COUPLINGS
FIELD ATTACHABLE - TYPE T COUPLINGS
FIELD ATTACHABLE - C5 COUPLINGS
FIELD ATTACHABLE - LOCK-ON COUPLINGS
C14 COUPLINGS & ASSEMBLIES
GLP & GL COUPLINGS
GLX COUPLINGS
PCTS THERMOPLASTIC COUPLINGS
POLARSEAL COUPLINGS (ACA, ACB, ACC)
POWER STEERING CPLGS. & TOC ASSEMBLIES
ADAPTERS
QUICK DISCONNECT COUPLERS
BALL VALVES
LIVE SWIVELS
ACCESSORIES
AIR BRAKE CPLGS. & ASSEMBLIES
KITS
BRASS

Female Pipe (NPTF - Without 30° Cone Seat)



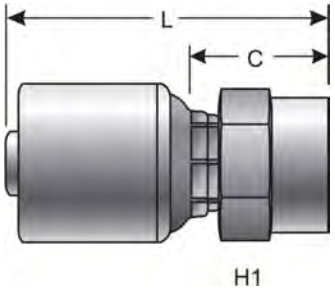

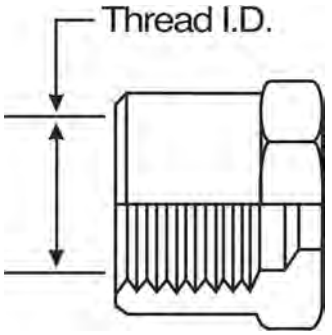

Part No.	Descr.	Prod. No.	⊖			H1	L		C	
			"	mm		"	"	mm	"	mm
G25110-0402	4G-2FP	7100-10485	1/4	6.4	1/8-27	9/16	1.74	44.2	0.72	18.3
G25110-0404	4G-4FP	7100-10495	1/4	6.4	1/4-18	11/16	1.98	50.3	0.97	24.5
G25110-0406	4G-6FP	7100-10505	1/4	6.4	3/8-18	13/16	1.98	50.3	0.97	24.5
G25110-0604	6G-4FP	7100-10515	3/8	9.5	1/4-18	11/16	2.00	50.8	0.91	23.1
G25110-0604T	6G-4FP-TCX*	7321-50335	3/8	9.5	1/4-18	11/16	2.00	50.8	0.91	23.1
G25110-0606	6G-6FP	7100-10525	3/8	9.5	3/8-18	13/16	2.06	52.3	0.97	24.6
G25110-0608	6G-8FP	7100-10535	3/8	9.5	1/2-14	1	2.24	56.9	1.15	29.2
G25110-0806	8G-6FP	7100-00545	1/2	12.7	3/8-18	13/16	2.46	62.5	0.98	25.0
G25110-0806T	8G-6FP-TCX*	7321-50385	1/2	12.7	3/8-18	13/16	2.46	62.5	0.98	25.0
G25110-0808	8G-8FP	7100-00555	1/2	12.7	1/2-14	1	2.63	66.8	1.16	29.5
G25110-1212	12G-12FP	7100-00565	3/4	19.1	3/4-14	1 1/4	3.22	81.8	1.22	31.0

**TuffCoat Xtreme™ Plating*

Female Pipe Swivel (NPSM - 30° Cone Seat)



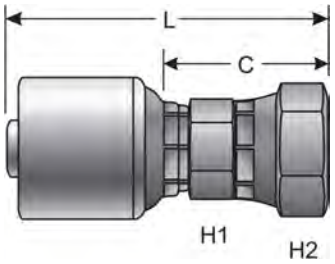

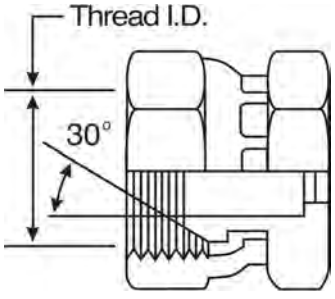

Part No.	Descr.	Prod. No.	⊖			H1		H2	L		C	
			"	mm		"	mm	"	"	mm	"	mm
G25111-0404	4G-4FPX	7100-10575	1/4	6.4	1/4-18	1/2	12.7	11/16	2.24	56.9	1.22	31.0
G25111-0606	6G-6FPX	7100-10585	3/8	9.5	3/8-18	5/8	15.9	7/8	2.48	63.0	1.39	35.3
G25111-0608	6G-8FPX	7100-10595	3/8	9.5	1/2-14	13/16	20.6	1	2.55	64.8	1.46	37.1
G25111-0808	8G-8FPX	7100-00595	1/2	12.7	1/2-14	13/16	20.6	1	2.88	73.2	1.41	35.9
G25111-1212	12G-12FPX	7100-00605	3/4	19.1	3/4-14	1 1/16	27	1 1/4	3.71	94.2	1.71	43.4
G25111-1616	16G-16FPX	7100-00615	1	25.4	1-11 1/2	1 3/8	34.9	1 1/2	4.10	104.1	1.87	47.5
G25111-2020	20G-20FPX	7100-00625	1 1/4	31.8	1 1/4-11 1/2	1 3/4	44.5	1 7/8	4.67	118.6	2.18	55.4

Male O-Ring Boss

SAE J1926/3 ISO 11926–3 Light–Duty (L Series) Stud End.



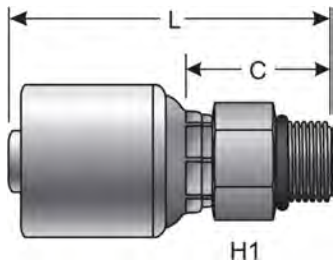

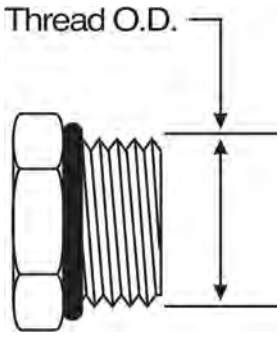

Part No.	Descr.	Prod. No.	⟷					H1	L		C	
			"	mm			"	"	mm	"	mm
G25120-0404	4G-4MB	7100-12205	1/4	6.4	7/16-20		9/16	1.99	50.5	0.97	24.5
G25120-0405	4G-5MB	7100-12215	1/4	6.4	1/2-20		5/8	1.99	50.5	0.97	24.5
G25120-0406	4G-6MB	7100-12225	1/4	6.4	9/16-18		11/16	2.05	52.1	1.02	26.0
G25120-0605	6G-5MB	7100-12285	3/8	9.5	1/2-20		5/8	2.05	52.1	0.95	24.1
G25120-0606	6G-6MB	7100-13235	3/8	9.5	9/16-18		11/16	2.21	56.1	1.11	28.1
G25120-0608	6G-8MB	7100-13245	3/8	9.5	3/4-16		7/8	2.28	57.9	1.19	30.1
G25120-0610	6G-10MB	7100-12255	3/8	9.5	7/8-14		1	2.22	56.4	1.13	28.6
G25120-0612	6G-12MB	7100-12265	3/8	9.5	1 1/16-12		1 1/4	2.42	61.5	1.32	33.6
G25120-0808	8G-8MB	7100-13275	1/2	12.7	3/4-16		7/8	2.64	67.1.	1.16	29.5
G25120-0810	8G-10MB	7100-13285	1/2	12.7	7/8-14		1	2.68	68.1	1.20	30.5
G25120-0812	8G-12MB	7100-13295	1/2	12.7	1 1/16-12		1 1/4	2.91	74.0	1.44	36.5
G25120-1008	10G-8MB	7100-02305	5/8	15.9	3/4-16		15/16	2.84	72.1	1.36	34.5
G25120-1010	10G-10MB	7100-13315	5/8	15.9	7/8-14		1	2.84	72.1	1.36	34.5
G25120-1012	10G-12MB	7100-13325	5/8	15.9	1 1/16-12		1 1/4	2.99	76.0	1.52	38.5
G25120-1210	12G-10MB	7100-02265	3/4	19.1	7/8-14		1	3.23	82.0	1.22	31.0
G25120-1212	12G-12MB	7100-02335	3/4	19.1	1 1/16-12		1 1/4	3.33	84.5	1.32	33.5
G25120-1216	12G-16MB	7100-02355	3/4	19.1	1 5/16-12		1 1/2	3.45	87.5	1.44	36.5
G25120-1616	16G-16MB	7100-02375	1	25.4	1 5/16-12		1 1/2	3.84	97.5	1.48	37.7
G25120-1620	16G-20MB	7100-02255	1	25.4	1 5/8-12		1 7/8	3.74	95.0	1.50	38.2
G25120-2020	20G-20MB	7100-02385	1 1/4	31.8	1 5/8-12		1 7/8	3.90	99.1	1.58	40.1

HOSE/CPLG. SELECTION
EQUIPMENT
HOSE SPECIFICATION
GLOBALSPIRAL COUPLINGS
STAINLESS STEEL SPIRAL COUPLINGS
MEGACRIMP COUPLINGS
STAINLESS STEEL BRAID COUPLINGS
POWER CRIMP COUPLINGS
FIELD ATTACHABLE - TYPE T COUPLINGS
FIELD ATTACHABLE - C5 COUPLINGS
FIELD ATTACHABLE - LOCK-ON COUPLINGS
C14 COUPLINGS & ASSEMBLIES
GLP & GL COUPLINGS
GLX COUPLINGS
PCTS THERMOPLASTIC COUPLINGS
POLARSEAL COUPLINGS (ACA, ACB, ACC)
POWER STEERING CPLGS. & TOC ASSEMBLIES
ADAPTERS
QUICK DISCONNECT COUPLERS
BALL VALVES
LIVE SWIVELS
ACCESSORIES
AIR BRAKE CPLGS. & ASSEMBLIES
KITS
BRASS

Male O-Ring Boss Swivel

NOT TO BE USED AS A LIVE SWIVEL.
NOTE: Internal O–Rings rated at +250°F (+121°C).
SAE J1926/3 ISO 11926–3 Light–Duty (L Series) Stud End.



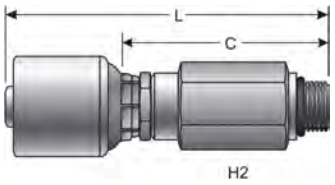

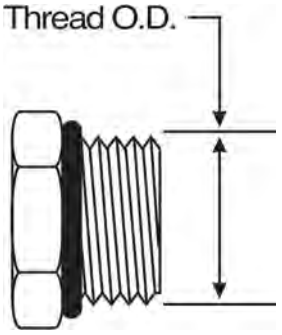

Part No.	Descr.	Prod. No.	⊖			H2	L		C	
			"	mm		mm	"	mm	"	mm
G25121-0404	4G-4MBX	7209-40015	1/4	6.4	7/16-20	19.1	3.21	81.5	2.19	55.5
G25121-0406	4G-6MBX	7209-40025	1/4	6.4	9/16-18	19.1	3.21	81.5	2.19	55.5
G25121-0606	6G-6MBX	7209-40045	3/8	9.5	9/16-18	22.1	3.33	84.5	2.23	56.6
G25121-0608	6G-8MBX	7209-40055	3/8	9.5	3/4-16	23.1	3.33	84.5	2.23	56.6
G25121-0610	6G-10MBX	7209-40065	3/8	9.5	7/8-14	26.9	3.21	81.5	2.11	53.6
G25121-0808	8G-8MBX	7209-40085	1/2	12.7	3/4-16	23.1	3.78	96.0	2.30	58.5
G25121-0810	8G-10MBX	7209-40095	1/2	12.7	7/8-14	26.9	3.84	97.5	2.36	59.9
G25121-1010	10G-10MBX	7209-40115	5/8	15.9	7/8-14	32	3.88	98.5	2.40	61.0
G25121-1212	12G-12MBX	7209-40145	3/4	19.1	1 1/16-12	32	4.55	115.5	2.54	64.5

Male O-Ring Boss Swivel - 45° Block

NOT TO BE USED AS A LIVE SWIVEL.
NOTE: Internal O–Rings rated at +250°F (+121°C).
SAE J1926/3 ISO 11926–3 Light–Duty (L Series) Stud End.



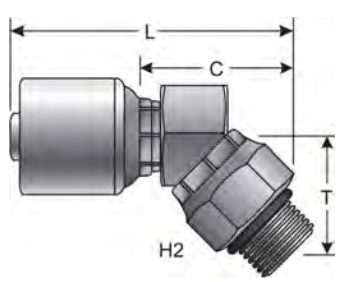

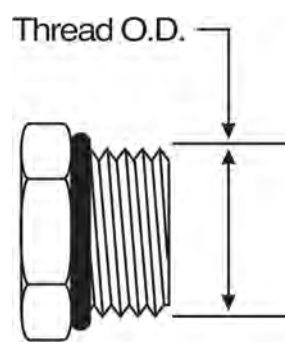

Part No.	Descr.	Prod. No.	⊖			H2	T		L		C	
			"	mm		"	"	mm	"	mm	"	mm
G25122-0606	6G-6MBX45BL	7100-12475	3/8	9.5	9/16-18	7/8	1.09	27.8	3.11	79.0	2.01	51.1
G25122-0608	6G-8MBX45BL	7100-12485	3/8	9.5	3/4-16	1	1.06	26.9	3.08	78.1	1.98	50.2
G25122-0808	8G-8MBX45BL	7100-02495	1/2	12.7	3/4-16	1	1.12	28.4	3.04	77.2	1.56	39.7

Parts Continued On Next Page

Male O-Ring Boss Swivel - 45° Block - Continued

NOT TO BE USED AS A LIVE SWIVEL.
NOTE: Internal O–Rings rated at +250°F (+121°C).
SAE J1926/3 ISO 11926–3 Light–Duty (L Series) Stud End.

Part No.	Descr.	Prod. No.	⊖			H2	T		L		C	
			"	mm		"	"	mm	"	mm	"	mm
G25122-0810	8G-10MBX45BL	7100-02505	1/2	12.7	7/8-14	1	1.16	29.5	3.08	78.3	1.61	40.8

Male O-Ring Boss Swivel - 90° Block

NOT TO BE USED AS A LIVE SWIVEL.
NOTE: Internal O–Rings rated at +250°F (+121°C).
SAE J1926/3 ISO 11926–3 Light–Duty (L Series) Stud End.



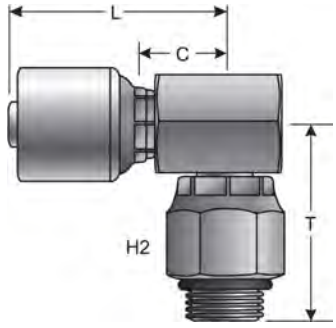

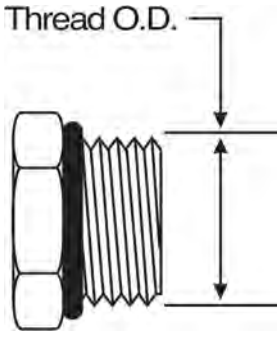

Part No.	Descr.	Prod. No.	⊖			H2	T		L		C	
			"	mm		"	"	mm	"	mm	"	mm
G25123-0405	4G-5MBX90BL	7100-12555	1/4	6.4	1/2-20	11/16	1.58	40.1	1.75	44.5	0.72	18.4
G25123-0406	4G-6MBX90BL	7100-12515	1/4	6.4	9/16-18	7/8	1.65	41.9	1.82	46.2	0.80	20.2
G25123-0606	6G-6MBX90BL	7100-12525	3/8	9.5	9/16-18	7/8	1.67	42.5	2.41	61.2	0.85	21.7
G25123-0608	6G-8MBX90BL	7100-12535	3/8	9.5	3/4-16	1	1.63	41.3	2.41	61.2	0.83	21.1
G25123-0610	6G-10MBX90BL	7100-12545	3/8	9.5	7/8-14	1	1.69	42.8	1.95	49.6	0.85	21.7
G25123-0808	8G-8MBX90BL	7100-02555	1/2	12.7	3/4-16	1	1.75	44.5	2.55	64.8	1.07	27.2
G25124-0808	8G-8MBX90BLL	7100-02705	1/2	12.7	3/4-16	1	1.75	44.4	3.27	83.1	1.80	45.6
G25123-0810	8G-10MBX90BL	7100-02565	1/2	12.7	7/8-14	1	1.81	46.0	2.55	64.7	1.07	27.2
G25123-0812	8G-12MBX90BL	7100-02575	1/2	12.7	1 1/16-12	1 5/16	2.09	53.1	2.52	64.0	1.05	26.6
G25123-1010	10G-10MBX90BL	7100-02585	5/8	15.9	7/8-14	1	1.81	46.0	2.40	61.0	0.92	23.4
G25123-1212	12G-12MBX90BL	7100-02595	3/4	19.1	1 1/16-12	1 5/16	2.39	60.6	3.18	80.8	1.17	29.7
G25124-1212	12G-12MBX90BLL	7100-02755	3/4	19.1	1 1/16-12	1 5/16	2.28	57.9	3.94	100.1	1.93	49.0
G25124-0812	8G-12MBX90BLL	7100-02725	1/2	12.7	1 1/16-12	1 5/16	2.09	53.1	3.76	95.5	2.28	57.9

HOSE/CPLG. SELECTION
EQUIPMENT
HOSE SPECIFICATION
GLOBALSPIRAL COUPLINGS
STAINLESS STEEL SPIRAL COUPLINGS
MEGACRIMP COUPLINGS
STAINLESS STEEL BRAID COUPLINGS
POWER CRIMP COUPLINGS
FIELD ATTACHABLE - TYPE T COUPLINGS
FIELD ATTACHABLE - C5 COUPLINGS
FIELD ATTACHABLE - LOCK-ON COUPLINGS
C14 COUPLINGS & ASSEMBLIES
GLP & GL COUPLINGS
GLX COUPLINGS
PCTS THERMOPLASTIC COUPLINGS
POLARSEAL COUPLINGS (ACA, ACB, ACC)
POWER STEERING CPLGS. & TOC ASSEMBLIES
ADAPTERS
QUICK DISCONNECT COUPLERS
BALL VALVES
LIVE SWIVELS
ACCESSORIES
AIR BRAKE CPLGS. & ASSEMBLIES
KITS
BRASS

Male O-Ring Boss Swivel - 45° Bent Tube

NOT TO BE USED AS A LIVE SWIVEL.
NOTE: Internal O–Rings rated at +250°F (+121°C).
SAE J1926/3 ISO 11926–3 Light–Duty (L Series) Stud End.



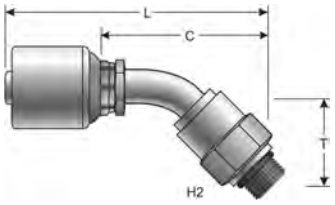

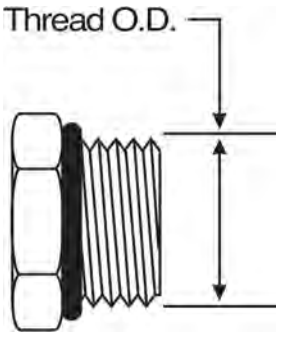

Part No.	Descr.	Prod. No.	⊖			H2	T		L		C	
			"	mm		mm	"	mm	"	mm	"	mm
G25126-0808	8G-8MBX45	7209-40255	1/2	12.7	3/4-16	24.1	1.64	41.7	4.24	107.7	2.77	70.3
G25126-0810	8G-10MBX45	7209-40265	1/2	12.7	7/8-14	26.9	1.69	42.8	4.28	108.8	2.81	71.3

Male O-Ring Boss Swivel - 90° Bent Tube

NOT TO BE USED AS A LIVE SWIVEL.
NOTE: Internal O–Rings rated at +250°F (+121°C).
SAE J1926/3 ISO 11926–3 Light–Duty (L Series) Stud End.



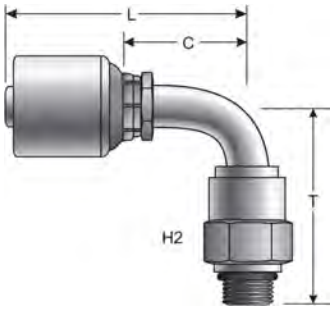

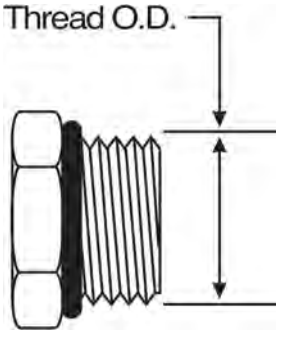

Part No.	Descr.	Prod. No.	⊖			H2	T		L		C	
			"	mm		"	"	mm	"	mm	"	mm
G25128-0406	4G-6MBX90	7209-40425	1/4	6.4	9/16-18	7/8	2.36	59.9	2.19	55.6	1.17	29.6
G25128-0606	6G-6MBX90	7209-40455	3/8	9.5	9/16-18	7/8	2.48	63.1	2.47	62.8	1.37	34.8
G25128-0608	6G-8MBX90	7209-40475	3/8	9.5	3/4-16	1	2.48	63.1	2.47	62.8	1.37	34.8
G25128-0610	6G-10MBX90	7209-40485	3/8	9.5	7/8-14	1	2.37	60.1	2.47	62.8	1.37	34.8
G25128-0808	8G-8MBX90	7209-40505	1/2	12.7	3/4-16	1	2.76	70.1	3.16	80.3	1.69	42.9
G25128-0810	8G-10MBX90	7209-40525	1/2	12.7	7/8-14	1	2.82	71.6	3.16	80.3	1.69	42.9
G25128-1212	12G-12MBX90	7209-40645	3/4	19.1	1 1/16-12	1 5/16	3.42	86.8	4.34	110.1	2.33	59.1

Male JIC 37° Flare



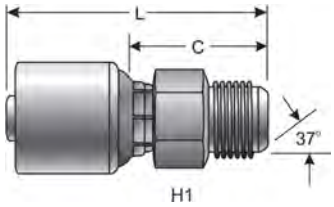

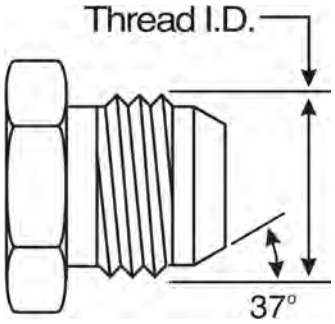

Part No.	Descr.	Prod. No.	⊖			H1	L		C	
			"	mm		mm	"	mm	"	mm
G25165-0404	4G-4MJ	7103-36045	1/4	6.4	7/16-20	14	2.19	55.5	1.16	29.5
G25165-0405	4G-5MJ	7103-36055	1/4	6.4	1/2-20	14	2.19	55.5	1.16	29.5
G25165-0406	4G-6MJ	7103-36065	1/4	6.4	9/16-18	17	2.22	56.4	1.20	30.5
G25165-0505	5G-5MJ	7103-36105	5/16	7.9	1/2-20	17	2.26	57.5	1.16	29.5
G25165-0506	5G-6MJ	7103-36115	5/16	7.9	9/16-18	17	2.26	57.5	1.16	29.5
G25165-0606	6G-6MJ	7103-36155	3/8	9.5	9/16-18	17	2.30	58.4	1.21	30.6
G25165-0608	6G-8MJ	7103-36165	3/8	9.5	3/4-16	19	2.48	63.0	1.38	35.1
G25165-0610	6G-10MJ	7103-36175	3/8	9.5	7/8-14	24	2.64	67.1.	1.54	39.1
G25165-0808	8G-8MJ	7103-36215	1/2	12.7	3/4-16	22	2.82	71.5	1.34	34.0
G25165-0810	8G-10MJ	7103-36225	1/2	12.7	7/8-14	24	2.91	74.0	1.44	36.5
G25165-0812	8G-12MJ	7103-36235	1/2	12.7	1 1/16-12	27	3.19	81.0	1.71	43.5
G25165-1008	10G-8MJ	7103-36265	5/8	15.9	3/4-16	27	2.93	74.5	1.46	37.1
G25165-1010	10G-10MJ	7103-36275	5/8	15.9	7/8-14	27	3.03	77.0	1.56	39.5
G25165-1012	10G-12MJ	7103-36285	5/8	15.9	1 1/16-12	27	3.19	81.0	1.71	43.5
G25165-1210	12G-10MJ	7103-36315	3/4	19.1	7/8-14	27	3.68	93.5	1.67	42.5
G25165-1212	12G-12MJ	7103-36325	3/4	19.1	1 1/16-12	27	3.72	94.5	1.71	43.5
G25165-1214	12G-14MJ	7103-36335	3/4	19.1	1 3/16-12	32	3.76	95.5	1.75	44.5
G25165-1216	12G-16MJ	7103-36345	3/4	19.1	1 5/16-12	36	3.78	96.0	1.77	45.0
G25165-1616	16G-16MJ	7103-36385	1	25.4	1 5/16-12	36	4.11	104.5	1.88	47.7
G25165-1620	16G-20MJ	7103-36395	1	25.4	1 5/8-12	46	4.29	109.0	2.06	52.2
G25165-2020	20G-20MJ	7103-36435	1 1/4	31.8	1 5/8-12	46	4.43	112.5	2.11	53.5
G25165-2024	20G-24MJ	7103-36445	1 1/4	31.8	1 7/8-12	50	4.43	112.5	2.11	53.5

HOSE/CPLG. SELECTION
EQUIPMENT
HOSE SPECIFICATION
GLOBALSPIRAL COUPLINGS
STAINLESS STEEL SPIRAL COUPLINGS
MEGACRIMP COUPLINGS
STAINLESS STEEL BRAID COUPLINGS
POWER CRIMP COUPLINGS
FIELD ATTACHABLE - TYPE T COUPLINGS
FIELD ATTACHABLE - C5 COUPLINGS
FIELD ATTACHABLE - LOCK-ON COUPLINGS
C14 COUPLINGS & ASSEMBLIES
GLP & GL COUPLINGS
GLX COUPLINGS
PCTS THERMOPLASTIC COUPLINGS
POLARSEAL COUPLINGS (ACA, ACB, ACC)
POWER STEERING CPLGS. & TOC ASSEMBLIES
ADAPTERS
QUICK DISCONNECT COUPLERS
BALL VALVES
LIVE SWIVELS
ACCESSORIES
AIR BRAKE CPLGS. & ASSEMBLIES
KITS
BRASS

HOSE/CPLG. SELECTION
EQUIPMENT
HOSE SPECIFICATION
GLOBALSPIRAL COUPLINGS
STAINLESS STEEL SPIRAL COUPLINGS
MEGACRIMP COUPLINGS
STAINLESS STEEL BRAID COUPLINGS
POWER CRIMP COUPLINGS
FIELD ATTACHABLE - TYPE T COUPLINGS
FIELD ATTACHABLE - C5 COUPLINGS
FIELD ATTACHABLE - LOCK-ON COUPLINGS
C14 COUPLINGS & ASSEMBLIES
GLP & GL COUPLINGS
GLX COUPLINGS
PCTS THERMOPLASTIC COUPLINGS
POLARSEAL COUPLINGS (ACA, ACB, ACC)
POWER STEERING CPLGS. & TOC ASSEMBLIES
ADAPTERS
QUICK DISCONNECT COUPLERS
BALL VALVES
LIVE SWIVELS
ACCESSORIES
AIR BRAKE CPLGS. & ASSEMBLIES
KITS
BRASS

Female JIC 37° Flare Swivel



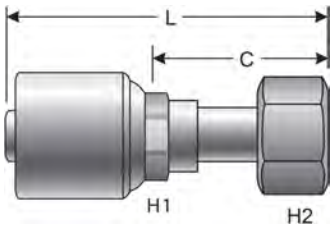

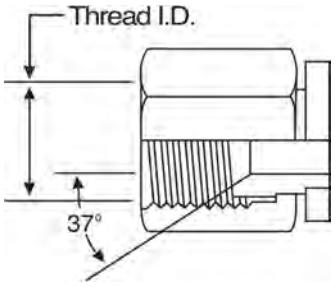

Part No.	Descr.	Prod. No.	⟷					H1	H2	L		C	
			"	mm		mm	mm	"	mm	"	mm
G25170-0404	4G-4FJX	7103-08045	1/4	6.4	7/16-20	15	14	2.20	55.9	1.23	31.3
G25170-0404T	4G-4FJX-TCX*	7321-51105	1/4	6.4	7/16-20	15	14	2.20	55.9	1.18	30.0
G25170-0405	4G-5FJX	7103-08055	1/4	6.4	1/2-20	15	17	2.30	58.4	1.27	32.3
G25170-0406	4G-6FJX	7103-08065	1/4	6.4	9/16-18	15	19.1	2.35	59.6	1.32	33.6
G25170-0406T	4G-6FJX-TCX*	7321-51135	1/4	6.4	9/16-18	15	19.1	2.35	59.6	1.33	33.7
G25170-0505	5G-5FJX	7103-09095	5/16	7.9	1/2-20	17	17	2.45	62.1	1.34	34.0
G25170-0506	5G-6FJX	7103-09105	5/16	7.9	9/16-18	17	19.1	2.50	63.5	1.40	35.6
G25170-0604	6G-4FJXSP	7103-10125	3/8	9.5	7/16-20	17	14	2.30	58.4	1.20	30.5
G25171-0604	6G-4FJX	7103-09135	3/8	9.5	7/16-20	15.9	14	2.94	74.7	1.84	46.8
G25170-0605	6G-5FJXSP	7103-10135	3/8	9.5	1/2-20	17	17	2.27	57.7	1.17	29.8
G25171-0605	6G-5FJX	7103-09125	3/8	9.5	1/2-20	17	17	2.96	75.2	1.86	47.3
G25170-0606	6G-6FJX	7103-08145	3/8	9.5	9/16-18	18	19.1	2.42	61.5	1.29	32.7
G25170-0606T	6G-6FJX-TCX*	7321-51085	3/8	9.5	9/16-18	18	19.1	2.42	61.5	1.29	32.7
G25170-0608	6G-8FJX	7103-08155	3/8	9.5	3/4-16	18	24.1	2.63	66.7	1.49	37.9
G25170-0608T	6G-8FJX-TCX*	7321-51125	3/8	9.5	3/4-16	18	24.1	2.63	66.7	1.49	37.9
G25170-0610	6G-10FJX	7103-08165	3/8	9.5	7/8-14	18	26.9	2.76	70.1	1.62	41.2
G25170-0612	6G-12FJX	7103-09175	3/8	9.5	1 1/16-12	17	32	2.91	74.0	1.81	46.0
G25170-0806	8G-6FJXSP	7103-10195	1/2	12.7	9/16-18	22	19.1	2.67	67.8	1.19	30.3
G25170-0806T	8G-6FJX-TCX*	7321-51225	1/2	12.7	9/16-18	22	19.1	3.81	96.7	2.33	59.2
G25171-0806	8G-6FJX	7103-09195	1/2	12.7	9/16-18	22	19.1	3.81	96.7	2.33	59.2
G25170-0808	8G-8FJX	7103-08205	1/2	12.7	3/4-16	22	24.1	2.88	73.2	1.50	38.1
G25170-0808T	8G-8FJX-TCX*	7321-51095	1/2	12.7	3/4-16	22	24.1	2.88	73.2	1.48	37.7
G25170-0810	8G-10FJX	7103-08215	1/2	12.7	7/8-14	22	26.9	3.01	76.5	1.63	41.3
G25170-0810T	8G-10FJX-TCX*	7321-51145	1/2	12.7	7/8-14	22	26.9	3.01	76.5	1.63	41.3
G25170-0812	8G-12FJX	7103-08225	1/2	12.7	1 1/16-12	22	32	3.06	77.7	1.67	42.4
G25170-0812T	8G-12FJX-TCX*	7321-51185	1/2	12.7	1 1/16-12	22	32	3.06	77.7	1.67	42.5
G25170-0816	8G-16FJX	7103-09235	1/2	12.7	1 5/16-12	22	40.9	3.52	89.3	2.04	51.8
G25170-1008	10G-8FJXSP	7103-10255	5/8	15.9	3/4-16	24	24.1	2.90	73.7	1.42	36.1
G25170-1008T	10G-8FJX-TCX*	7321-51255	5/8	15.9	3/4-16	24	24.1	4.06	103.1	2.58	65.5
G25171-1008	10G-8FJX	7103-09255	5/8	15.9	3/4-16	24	24.1	4.06	103.1	2.58	65.5
G25170-1010	10G-10FJX	7103-08265	5/8	15.9	7/8-14	24	26.9	3.14	79.7	1.66	42.2
G25170-1010T	10G-10FJX-TCX*	7321-51165	5/8	15.9	7/8-14	24	26.9	3.14	79.7	1.66	42.2
G25170-1012	10G-12FJX	7103-08275	5/8	15.9	1 1/16-12	24	32	3.21	81.4	1.73	43.9
G25170-1014	10G-14FJX	7103-08285	5/8	15.9	1 3/16-12	24	36.1	3.39	86.1	1.91	48.6
G25170-1208	12G-8FJXSP	7103-10305	3/4	19.1	3/4-16	27	24.1	3.51	89.1	1.50	38.1
G25170-1210	12G-10FJXSP	7103-10315	3/4	19.1	7/8-14	27	26.9	3.51	89.2	1.50	38.1
G25171-1210	12G-10FJX	7103-09315	3/4	19.1	7/8-14	27	26.9	4.80	121.9	3.30	83.7
G25170-1212	12G-12FJX	7103-08325	3/4	19.1	1 1/16-12	30	32	3.74	95.0	1.73	44.0
G25170-1212T	12G-12FJX-TCX*	7321-51115	3/4	19.1	1 1/16-12	30	32	3.74	95.0	1.73	44.0

**TuffCoat Xtreme™ Plating*

Parts Continued On Next Page

Female JIC 37° Flare Swivel - Continued

Part No.	Descr.	Prod. No.				H1	H2	L		C	
			"	mm		mm	mm	"	mm	"	mm
G25170-1214	12G-14FJX	7103-08335	3/4	19.1	1 3/16-12	30	36.1	3.82	97.0	1.81	46.0
G25170-1216	12G-16FJX	7103-08345	3/4	19.1	1 5/16-12	30	40.9	3.85	97.9	1.85	47.0
G25170-1612	16G-12FJXSP	7103-10375	1	25.4	1 1/16-12	36	32	4.02	102.1	1.78	45.2
G25171-1612	16G-12FJX	7103-09375	1	25.4	1 1/16-12	36	32	5.87	149.1	3.64	92.4
G25171-1614	16G-14FJX	7103-09385	1	25.4	1 3/16-12	36	36.1	6.32	160.4	4.08	103.6
G25170-1616	16G-16FJX	7103-08395	1	25.4	1 5/16-12	36	40.9	4.24	107.8	2.01	51.1
G25170-1616T	16G-16FJX-TCX*	7321-51155	1	25.4	1 5/16-12	36	40.9	4.24	107.8	2.01	51.1
G25170-1620	16G-20FJX	7103-08405	1	25.4	1 5/8-12	36	50	4.54	115.3	2.30	58.5
G25170-2020	20G-20FJX	7103-08435	1 1/4	31.8	1 5/8-12	41	50	4.42	112.3	2.10	53.3
G25170-2020T	20G-20FJX-TCX*	7321-51175	1 1/4	31.8	1 5/8-12	41	50	4.42	112.3	2.10	53.3
G25170-2024	20G-24FJX	7103-08445	1 1/4	31.8	1 7/8-12	41	60	4.86	123.4	2.54	64.4

**TuffCoat Xtreme™ Plating*

Female JIC 37° Flare Swivel - 30° Bent Tube



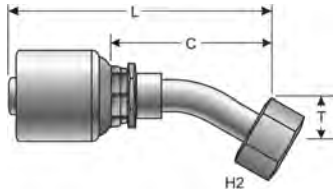

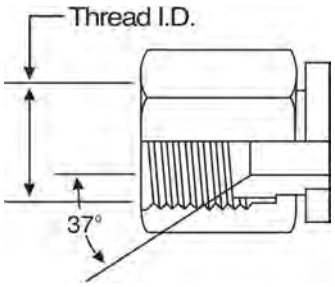

Part No.	Descr.	Prod. No.				H2	T		L		C	
			"	mm		mm	"	mm	"	mm	"	mm
G25172-1012	10G-12FJX30-018	7103-57005	5/8	15.9	1 1/16-12	32	0.71	18.0	4.43	112.4	2.95	75.0
G25172-1210	12G-10FJX30-018	7103-59005	3/4	19.1	7/8-14	26.9	0.71	18.0	4.45	113.0	2.44	62.0

Female JIC 37° Flare Swivel - 45° Bent Tube



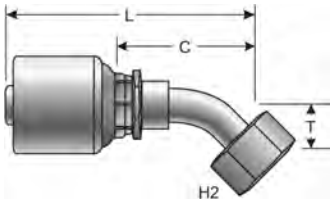

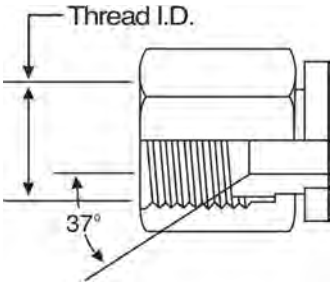

Part No.	Descr.	Prod. No.	⟷			H2	T		L		C	
			"	mm		mm	"	mm	"	mm	"	mm
G25175-0404	4G-4FJX45S	7103-46055	1/4	6.4	7/16-20	14	0.39	10.0	2.74	69.7	1.72	43.7
G25175-0405	4G-5FJX45-011	7103-46075	1/4	6.4	1/2-20	17	0.43	11.0	2.59	65.8	1.56	39.7
G25175-0406	4G-6FJX45S	7103-46135	1/4	6.4	9/16-18	19.1	0.43	11.0	2.69	68.3	1.67	42.3
G25175-0505	5G-5FJX45-011	7103-46175	5/16	7.9	1/2-20	17	0.43	11.0	2.69	68.3	1.59	40.3
G25175-0506	5G-6FJX45S	7103-46195	5/16	7.9	9/16-18	19.1	0.43	11.0	2.85	72.4	1.75	44.4
G25175-0604	6G-4FJX45S	7103-46215	3/8	9.5	7/16-20	14	0.39	10.0	2.86	72.7	1.76	44.8
G25175-0606	6G-6FJX45S	7103-46235	3/8	9.5	9/16-18	19.1	0.43	11.0	3.05	77.5	1.95	49.6
G25174-0606T	6G-6FJX45S-TCX*	7321-51325	3/8	9.5	9/16-18	19.1	0.43	11.0	3.05	77.5	1.95	49.6
G25175-0608	6G-8FJX45S	7103-46255	3/8	9.5	3/4-16	24.1	0.59	15.0	3.51	89.1	2.41	61.2
G25174-0608T	6G-8FJX45S-TCX*	7321-51385	3/8	9.5	3/4-16	24.1	0.59	15.0	3.51	89.1	2.41	61.2
G25174-0808T	8G-8FJX45S-TCX*	7321-51335	1/2	12.7	3/4-16	24.1	0.59	15.0	3.42	86.9	1.95	49.5
G25174-0808	8G-8FJX45S	7103-46295	1/2	12.7	3/4-16	24.1	0.59	15.0	3.42	86.9	1.95	49.5
G25175-0810	8G-10FJX45S	7103-46315	1/2	12.7	7/8-14	26.9	0.63	16.0	3.81	96.8	2.34	59.4
G25175-1010	10G-10FJX45S	7103-46355	5/8	15.9	7/8-14	26.9	0.63	16.0	3.80	96.4	2.32	58.9
G25175-1012	10G-12FJX45S	7103-46375	5/8	15.9	1 1/16-12	32	0.83	21.0	4.57	116.1	3.09	78.5
G25174-1012T	10G-12FJX45S-TCX*	7321-51415	5/8	15.9	1 1/16-12	32	0.83	21.0	4.57	116.1	3.08	78.2
G25175-1210	12G-10FJX45S	7103-46415	3/4	19.1	7/8-14	26.9	0.75	19.1	4.58	116.3	2.57	65.3
G25175-1212	12G-12FJX45S	7103-46425	3/4	19.1	1 1/16-12	32	0.83	21.0	5.09	129.3	3.08	78.2
G25174-1212T	12G-12FJX45S-TCX*	7321-51345	3/4	19.1	1 1/16-12	32	0.83	21.0	5.09	129.3	3.04	77.2
G25175-1216	12G-16FJX45S	7103-46455	3/4	19.1	1 5/16-12	40.9	0.95	24.1	5.24	133.1	3.23	82.1
G25175-1616	16G-16FJX45S	7103-46505	1	25.4	1 5/16-12	40.9	0.95	24.1	5.68	144.3	3.45	87.5
G25175-2020	20G-20FJX45-035	7103-46605	1 1/4	31.8	1 5/8-12	50	1.38	35.1	6.65	169.0	4.33	110.0

**TuffCoat Xtreme™ Plating*

Female JIC 37° Flare Swivel - 90° Bent Tube



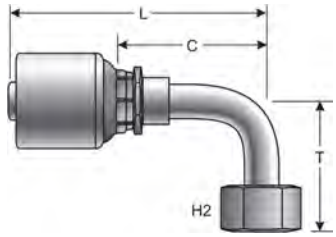

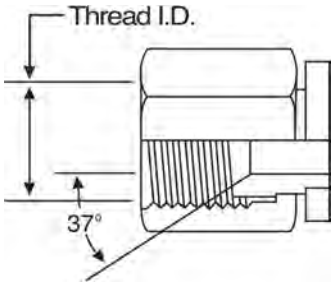

Part No.	Descr.	Prod. No.	⟷		⋯	H2	T		L		C	
			"	mm		mm	"	mm	"	mm	"	mm
G25179-0404	4G-4FJX90S	7103-47045	1/4	6.4	7/16-20	14	0.83	21.0	2.48	63.0	1.46	37.1
G25180-0404	4G-4FJX90M	7103-47055	1/4	6.4	7/16-20	14	1.26	32.0	2.48	63.0	1.46	37.1
G25181-0404	4G-4FJX90L	7103-47065	1/4	6.4	7/16-20	14	1.81	46.0	2.48	63.0	1.46	37.1
G25179-0405	4G-5FJX90-023	7103-47075	1/4	6.4	1/2-20	17	0.91	23.1	2.45	62.2	1.43	36.2
G25180-0405	4G-5FJX90M	7103-47095	1/4	6.4	1/2-20	17	1.26	32.0	2.25	57.2	1.23	31.2
G25181-0405	4G-5FJX90L	7103-47105	1/4	6.4	1/2-20	17	1.81	46.0	2.25	57.2	1.23	31.2
G25179-0406	4G-6FJX90S	7103-47125	1/4	6.4	9/16-18	19.1	0.91	23.1	2.80	71.1	1.78	45.1
G25180-0406	4G-6FJX90M	7103-47135	1/4	6.4	9/16-18	19.1	1.50	38.1	2.56	65.0	1.53	38.9
G25181-0406	4G-6FJX90L	7103-47145	1/4	6.4	9/16-18	19.1	2.13	54.1	2.73	69.3	1.70	43.2
G25179-0506	5G-6FJX90S	7103-47165	5/16	7.9	9/16-18	19.1	0.91	23.1	2.96	75.2	1.86	47.2
G25180-0506	5G-6FJX90M	7103-47175	5/16	7.9	9/16-18	19.1	1.50	38.1	2.99	76.0	1.89	48.0
G25179-0604	6G-4FJX90S	7103-47195	3/8	9.5	7/16-20	14	0.83	21.0	2.60	66.0	1.50	38.2
G25181-0604	6G-4FJX90L	7103-47635	3/8	9.5	7/16-20	14	1.81	46.0	2.37	60.2	1.27	32.3
G25179-0606	6G-6FJX90S	7103-47205	3/8	9.5	9/16-18	19.1	0.91	23.1	3.09	78.6	1.99	50.6
G25180-0606	6G-6FJX90M	7103-47215	3/8	9.5	9/16-18	19.1	1.50	38.1	3.01	76.5	1.91	48.5
G25181-0606	6G-6FJX90L	7103-47225	3/8	9.5	9/16-18	19.1	2.13	54.1	2.78	70.6	1.68	42.7
G25179-0608	6G-8FJX90S	7103-47245	3/8	9.5	3/4-16	24.1	1.14	29.0	3.18	80.7	2.08	52.8
G25180-0608	6G-8FJX90M	7103-47255	3/8	9.5	3/4-16	24.1	1.61	40.9	3.31	84.1	2.21	56.2
G25181-0608	6G-8FJX90L	7103-47265	3/8	9.5	3/4-16	24.1	2.52	64.0	3.33	84.5	2.23	56.6
G25180-0610	6G-10FJX90M	7103-47235	3/8	9.5	7/8-14	26.9	1.85	47.0	3.25	82.5	2.15	54.6
G25179-0810	8G-10FJX90S	7103-47325	1/2	12.7	7/8-14	26.9	1.26	32.0	3.67	93.2	2.20	55.8
G25179-0806	8G-6FJX90S	7103-47275	1/2	12.7	9/16-18	19.1	0.91	23.1	3.53	89.7	2.05	52.1
G25179-0808	8G-8FJX90S	7103-47285	1/2	12.7	3/4-16	24.1	1.14	29.0	3.19	81.0	1.71	43.5
G25180-0808	8G-8FJX90M	7103-47295	1/2	12.7	3/4-16	24.1	1.61	40.9	3.04	77.3	1.57	39.9
G25180-0808T	8G-8FJX90M-TCX*	7321-51735	1/2	12.7	3/4-16	24.1	1.61	40.9	3.04	77.2	1.57	39.9
G25181-0808	8G-8FJX90L	7103-47305	1/2	12.7	3/4-16	24.1	2.52	64.0	3.04	77.3	1.57	39.9
G25180-0810	8G-10FJX90M	7103-47335	1/2	12.7	7/8-14	26.9	1.85	47.0	3.67	93.2	2.20	55.8
G25181-0810	8G-10FJX90L	7103-47345	1/2	12.7	7/8-14	26.9	2.76	70.1	3.67	93.2	2.20	55.8
G25179-0812	8G-12FJX90S	7103-47355	1/2	12.7	1 1/16-12	32	1.89	48.0	4.28	108.7	2.80	71.1
G25179-1010	10G-10FJX90-036	7103-47675	5/8	15.9	7/8-14	26.9	1.42	36.1	3.50	88.9	2.03	51.5
G25180-1010	10G-10FJX90M	7103-47375	5/8	15.9	7/8-14	26.9	1.85	47.0	3.68	93.4	2.20	55.9
G25180-1010T	10G-10FJX90M-TCX*	7321-51745	5/8	15.9	7/8-14	26.9	1.85	47.0	3.63	92.2	2.20	55.9
G25181-1010	10G-10FJX90L	7103-47385	5/8	15.9	7/8-14	26.9	2.76	70.1	3.38	85.9	1.91	48.4
G25179-1012	10G-12FJX90S	7103-47405	5/8	15.9	1 1/16-12	32	1.89	48.0	4.22	107.3	2.70	68.6
G25180-1012	10G-12FJX90M	7103-47415	5/8	15.9	1 1/16-12	32	2.28	57.9	4.03	102.3	2.52	64.0
G25181-1012	10G-12FJX90L	7103-47425	5/8	15.9	1 1/16-12	32	3.78	96.0	4.56	115.7	3.11	79.0
G25180-1210	12G-10FJX90M	7103-47435	3/4	19.1	7/8-14	26.9	1.85	47.0	4.49	114.0	2.48	63.0
G25179-1212	12G-12FJX90S	7103-47445	3/4	19.1	1 1/16-12	32	1.89	48.0	4.82	122.4	2.81	71.4
G25180-1212	12G-12FJX90M	7103-47455	3/4	19.1	1 1/16-12	32	2.28	57.9	4.82	122.4	2.81	71.4

**TuffCoat Xtreme™ Plating*

Parts Continued On Next Page

Female JIC 37° Flare Swivel - 90° Bent Tube - Continued

Part No.	Descr.	Prod. No.	⊖			H2	T		L		C	
			"	mm		mm	"	mm	"	mm	"	mm
G25181-1212	12G-12FJX90L	7103-47465	3/4	19.1	1 1/16-12	32	3.78	96.0	4.82	122.4	2.81	71.4
G25179-1214	12G-14FJX90-054	7103-47615	3/4	19.1	1 3/16-12	36.1	2.13	54.1	4.88	124.0	2.87	72.9
G25179-1216	12G-16FJX90S	7103-47475	3/4	19.1	1 5/16-12	40.9	2.21	56.1	5.22	132.7	3.22	81.7
G25180-1216	12G-16FJX90M	7103-47515	3/4	19.1	1 5/16-12	40.9	2.80	71.1	4.78	121.3	2.77	70.3
G25179-1616	16G-16FJX90S	7103-47485	1	25.4	1 5/16-12	40.9	2.21	56.1	5.73	145.6	3.50	88.8
G25180-1616	16G-16FJX90M	7103-47495	1	25.4	1 5/16-12	40.9	2.80	71.1	4.73	120.1	2.50	63.5
G25181-1616	16G-16FJX90L	7103-47505	1	25.4	1 5/16-12	40.9	4.49	114.0	4.74	120.3	2.50	63.5
G25179-1620	16G-20FJX90S	7103-47535	1	25.4	1 5/8-12	50	2.52	64.0	6.18	157.0	3.95	100.2
G25180-2020	20G-20FJX90M	7103-47575	1 1/4	31.8	1 5/8-12	50	3.07	78.0	6.26	159.0	3.94	100.0
G25181-2020	20G-20FJX90L	7103-47585	1 1/4	31.8	1 5/8-12	50	5.08	129.0	6.22	158.0	3.90	99.1
G25183-2020	20G-20FJX90-089	7103-47595	1 1/4	31.8	1 5/8-12	50	3.50	88.9	6.21	157.8	3.89	98.8

Male SAE 45° Flare



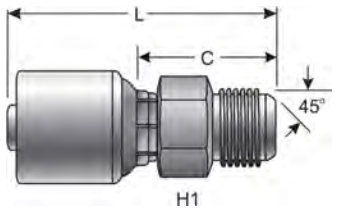

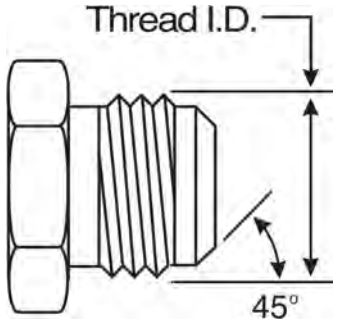

Part No.	Descr.	Prod. No.	⊖			H1	L		C	
			"	mm		"	"	mm	"	mm
G25195-0404	4G-4MS	7100-11815	1/4	6.4	7/16-20	1/2	2.50	63.5	1.08	27.5
G25195-0606	6G-6MS	7100-11835	3/8	9.5	5/8-18	5/8	2.38	60.5	1.28	32.5
G25195-0808	8G-8MS	7100-01855	1/2	12.7	3/4-16	13/16	2.89	73.5	1.42	36.1
G25195-1212	12G-12MS	7100-01875	3/4	19.1	1 1/16-14	1 1/16	3.78	96.0	1.77	45.0

Female SAE 45° Flare Swivel



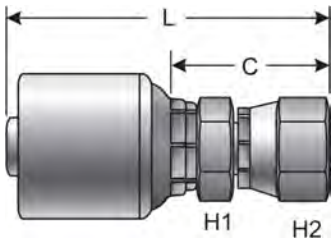

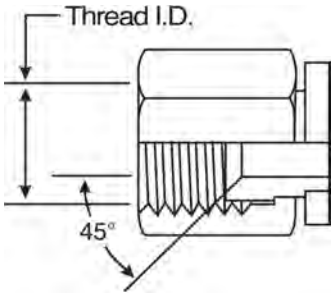

Part No.	Descr.	Prod. No.	⊖			H1	H2	L		C	
			"	mm		"	"	"	mm	"	mm
G25200-0404	4G-4FSX	7100-11885	1/4	6.4	7/16-20	1/2	9/16	2.24	56.9	1.22	31.0
G25200-0405	4G-5FSX	7100-11895	1/4	6.4	1/2-20	1/2	11/16	2.21	56.1	1.19	30.2
G25200-0406	4G-6FSX	7100-11905	1/4	6.4	5/8-18	5/8	3/4	2.31	58.7	1.28	32.6
G25200-0606	6G-6FSX	7100-11915	3/8	9.5	5/8-18	5/8	3/4	2.45	62.1	1.35	34.2
G25200-0608	6G-8FSX	7100-11925	3/8	9.5	3/4-16	11/16	7/8	2.48	63.0	1.38	35.1
G25200-0808	8G-8FSX	7100-01935	1/2	12.7	3/4-16	13/16	7/8	2.82	71.6	1.34	34.0
G25200-0810	8G-10FSX	7100-01945	1/2	12.7	7/8-14	13/16	1 1/16	2.99	76.0	1.51	38.4
G25200-1212	12G-12FSX	7100-01955	3/4	19.1	1 1/16-14	1 1/16	1 1/4	3.68	93.5	1.67	42.5

Female SAE 45° Flare Swivel - 45° Bent Tube



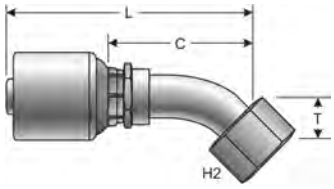

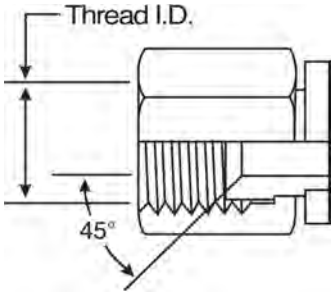

Part No.	Descr.	Prod. No.	⊖			H2	T		L		C	
			"	mm		"	"	mm	"	mm	"	mm
G25202-0404	4G-4FSX45	7100-11965	1/4	6.4	7/16-20	1 9/16	0.32	8.1	2.34	59.5	1.32	33.5
G25202-0606	6G-6FSX45	7100-11995	3/8	9.5	5/8-18	3/4	0.39	9.9	2.74	69.5	1.64	41.6
G25202-0808	8G-8FSX45	7100-02015	1/2	12.7	3/4-16	7/8	0.55	14.0	3.31	84.1	1.83	46.5

Female SAE 45° Flare Swivel - 90° Bent Tube



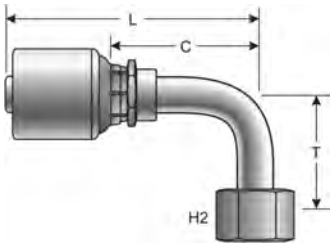

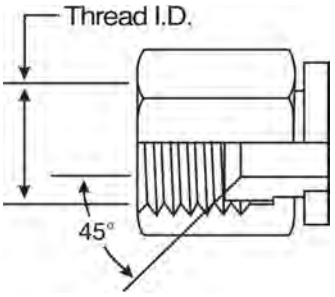

Part No.	Descr.	Prod. No.	⊖			H2	T		L		C	
			"	mm		"	"	mm	"	mm	"	mm
G25205-0404	4G-4FSX90	7100-12055	1/4	6.4	7/16-20	9/16	1.24	31.5	2.05	52.1	1.02	26.0
G25205-0405	4G-5FSX90-046	7100-01985	1/4	6.4	1/2-20	5/8	1.81	46.0	2.47	62.8	1.45	36.8
G25205-0606	6G-6FSX90	7100-12105	3/8	9.5	5/8-18	3/4	1.52	38.5	2.36	59.9	1.26	32.0
G25206-0606	6G-6FSX90-055	7100-01995	3/8	9.5	5/8-18	3/4	2.17	55.1	2.83	71.8	1.73	43.9
G25205-0608	6G-8FSX90	7100-02125	3/8	9.5	3/4-16	7/8	1.77	45.0	2.50	63.5	1.40	35.6
G25205-0808	8G-8FSX90	7100-02135	1/2	12.7	3/4-16	7/8	1.75	44.5	2.93	74.5	1.46	37.1
G25204-0810	8G-10FSX90-031	7100-02065	1/2	12.7	7/8-14	1	1.22	31.0	3.29	83.5	1.81	46.0
G25205-1212	12G-12FSX90	7100-02185	3/4	19.1	1 1/16-14	1 1/4	2.78	70.5	3.94	100.1	1.93	49.0

Male Flat-Face O-Ring

SAE J1453 Captive O–Ring Groove for Improved O–Ring Retention.



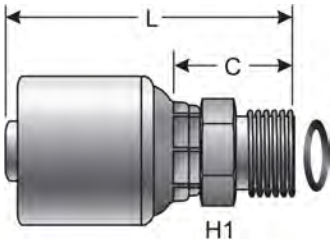

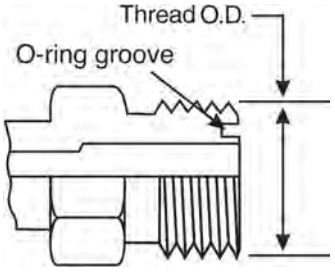

Part No.	Descr.	Prod. No.	⊖			H1	L		C	
			"	mm		mm	"	mm	"	mm
G25225-0404	4G-4MFFOR	7104-16045	1/4	6.4	9/16-18	17	2.07	52.5	1.04	26.5
G25225-0406	4G-6MFFOR	7104-16055	1/4	6.4	11/16-16	19	2.13	54.1	1.10	28.0
G25225-0506	5G-6MFFOR	7104-16065	5/16	7.9	11/16-16	19	2.21	56.1	1.10	28.0
G25225-0606	6G-6MFFOR	7104-16075	3/8	9.5	11/16-16	19	2.21	56.1	1.11	28.1
G25225-0608	6G-8MFFOR	7104-16085	3/8	9.5	13/16-16	22	2.32	58.9	1.22	31.0
G25225-0610	6G-10MFFOR	7104-16095	3/8	9.5	1-14	27	2.52	64.0	1.42	36.1
G25225-0808	8G-8MFFOR	7104-16115	1/2	12.7	13/16-16	22	2.69	68.2	1.21	30.7
G25225-0810	8G-10MFFOR	7104-16125	1/2	12.7	1-14	27	2.87	73.0	1.40	35.5
G25225-0812	8G-12MFFOR	7104-16135	1/2	12.7	1 3/16-12	32	3.01	76.5	1.54	39.1
G25225-1010	10G-10MFFOR	7104-16155	5/8	15.9	1-14	27	2.87	73.0	1.40	35.5
G25225-1012	10G-12MFFOR	7104-16165	5/8	15.9	1 3/16-12	32	3.03	77.0	1.56	39.5

Parts Continued On Next Page

Male Flat-Face O-Ring - Continued

SAE J1453 Captive O–Ring Groove for Improved O–Ring Retention.

Part No.	Descr.	Prod. No.	⟷		≋	H1	L		C	
			"	mm		mm	"	mm	"	mm
G25225-1212	12G-12MFFOR	7104-16185	3/4	19.1	1 3/16-12	32	3.54	89.9	1.54	39.1
G25225-1216	12G-16MFFOR	7104-16195	3/4	19.1	1 7/16-12	41	3.74	95.0	1.73	44.0
G25225-1616	16G-16MFFOR	7104-16215	1	25.4	1 7/16-12	41	4.02	102.1	1.78	45.2
G25225-1620	16G-20MFFOR	7104-16225	1	25.4	1 11/16-12	46	4.13	105.0	1.90	48.2
G25225-2020	20G-20MFFOR	7104-16245	1 1/4	31.8	1 11/16-12	46	4.29	109.0	1.97	50.0

Male Flat-Face O-Ring Bulk Head



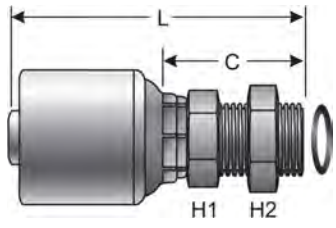

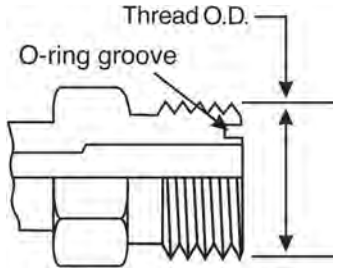

Part No.	Descr.	Prod. No.	⟷		≋	H1	H2	L		C	
			"	mm		mm	mm	"	mm	"	mm
G25228-0404	4G-4MFFORBKHD	7104-17295	1/4	6.4	9/16-18	22	22.1	2.80	71.1	1.78	45.1

Male Flat-Face O-Ring Bulk Head Long Nose



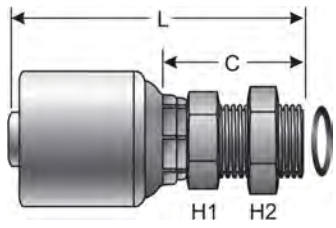

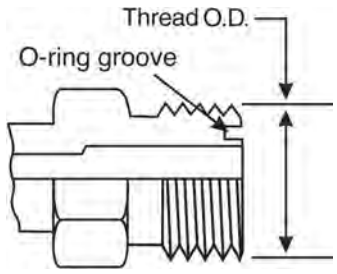

Part No.	Descr.	Prod. No.	⟷		≋	H1	H2	L		C	
			"	mm		mm	mm	"	mm	"	mm
G25226-0606	6G-6MFFORBKHDLN	7104-17075	3/8	9.5	11/16-16	27	26.9	3.08	78.1	1.98	50.2
G25226-0808	8G-8MFFORBKHDLN	7104-17115	1/2	12.7	13/16-16	30	30	3.55	90.2	2.08	52.7

Female Flat-Face O-Ring Swivel



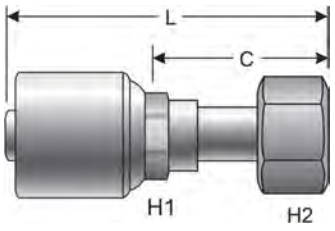

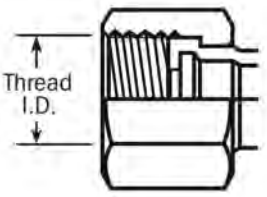

Part No.	Descr.	Prod. No.	⊖			H1	H2	L		C	
			"	mm		mm	mm	"	mm	"	mm
G25230-0404	4G-4FFORX	7104-18045	1/4	6.4	9/16-18	15	17	2.08	52.7	1.05	26.7
G25230-0404T	4G-4FFORX-TCX*	7321-50305	1/4	6.4	9/16-18	15	17	2.08	52.7	1.05	26.7
G25230-0406	4G-6FFORX	7104-18055	1/4	6.4	11/16-16	15	22.1	2.01	51.0	0.99	25.1
G25230-0406T	4G-6FFORX-TCX*	7321-50325	1/4	6.4	11/16-16	15	22.1	2.01	51.0	0.99	25.1
G25230-0408	4G-8FFORX	7104-18075	1/4	6.4	13/16-16	15	24.1	1.99	50.5	0.97	24.5
G25230-0506	5G-6FFORX	7104-19505	5/16	7.9	11/16-16	17	22.1	2.42	61.5	1.32	33.5
G25230-0604	6G-4FFORX	7104-19085	3/8	9.5	9/16-18	17	17	3.08	78.3	1.98	50.3
G25230-0604T	6G-4FFORX-TCX*	7321-50445	3/8	9.5	9/16-18	17	17	3.08	78.3	1.98	50.3
G25230-0606	6G-6FFORX	7104-18095	3/8	9.5	11/16-16	18	22.1	2.27	57.7	1.14	28.9
G25230-0606T	6G-6FFORX-TCX*	7321-50015	3/8	9.5	11/16-16	18	22.1	2.27	57.7	1.14	28.9
G25230-0608	6G-8FFORX	7104-18105	3/8	9.5	13/16-16	18	24.1	2.26	57.4	1.13	28.6
G25230-0608T	6G-8FFORX-TCX*	7321-50345	3/8	9.5	13/16-16	18	24.1	2.26	57.4	1.13	28.6
G25230-0610	6G-10FFORX	7104-18115	3/8	9.5	1-14	18	30	2.15	54.7	1.02	25.9
G25230-0806	8G-6FFORX	7104-19145	1/2	12.7	11/16-16	22	22.1	3.78	96.0	2.30	58.4
G25230-0806T	8G-6FFORX-TCX*	7321-50375	1/2	12.7	11/16-16	22	22.1	3.78	96.0	2.30	58.4
G25230-0808	8G-8FFORX	7104-18155	1/2	12.7	13/16-16	22	24.1	2.62	66.5	1.23	31.3
G25230-0808T	8G-8FFORX-TCX*	7321-50425	1/2	12.7	13/16-16	22	24.1	2.62	66.5	1.23	31.3
G25230-0810	8G-10FFORX	7104-18165	1/2	12.7	1-14	22	30	2.76	70.1	1.37	34.8
G25230-0810T	8G-10FFORX-TCX*	7321-50755	1/2	12.7	1-14	22	30	2.76	70.1	1.37	34.8
G25230-0812	8G-12FFORX	7104-18175	1/2	12.7	1 3/16-12	22	36.1	2.82	71.5	1.43	36.3
G25230-0812T	8G-12FFORX-TCX*	7321-50355	1/2	12.7	1 3/16-12	22	36.1	2.82	71.5	1.43	36.3
G25230-1008	10G-8FFORX	7104-19195	5/8	15.9	13/16-16	24	24.1	3.83	97.2	2.35	59.7
G25230-1010	10G-10FFORX	7104-18205	5/8	15.9	1-14	24	30	2.99	76.0	1.52	38.5
G25230-1010T	10G-10FFORX-TCX*	7321-50545	5/8	15.9	1-14	24	30	2.99	76.0	1.52	38.5
G25230-1012	10G-12FFORX	7104-18215	5/8	15.9	1 3/16-12	24	36.1	3.03	77.0	1.56	39.5
G25230-1012T	10G-12FFORX-TCX*	7321-50635	5/8	15.9	1 3/16-12	24	36.1	3.03	77.0	1.56	39.5
G25230-1210	12G-10FFORX	7104-19245	3/4	19.1	1-14	30	30	3.74	95.0	1.74	44.1
G25230-1210T	12G-10FFORX-TCX*	7321-50125	3/4	19.1	1-14	30	30	3.74	95.0	1.74	44.1
G25230-1212	12G-12FFORX	7104-18255	3/4	19.1	1 3/16-12	30	36.1	3.65	92.8	1.65	41.8
G25230-1212T	12G-12FFORX-TCX*	7321-50025	3/4	19.1	1 3/16-12	30	36.1	3.65	92.8	1.65	41.8
G25230-1216	12G-16FFORX	7104-18265	3/4	19.1	1 7/16-12	30	40.9	3.48	88.3	1.47	37.3
G25230-1216T	12G-16FFORX-TCX*	7321-50465	3/4	19.1	1 7/16-12	30	40.9	3.48	88.3	1.69	43.0
G25230-1612	16G-12FFORX	7104-19295	1	25.4	1 3/16-12	36	36.1	5.58	141.8	3.35	85.1
G25230-1616	16G-16FFORX	7104-18305	1	25.4	1 7/16-12	36	40.9	4.09	104.0	1.86	47.2
G25230-1616T	16G-16FFORX-TCX*	7321-50205	1	25.4	1 7/16-12	36	40.9	4.09	104.0	1.86	47.2
G25230-1620	16G-20FFORX	7104-18315	1	25.4	1 11/16-12	36	50	4.06	103.1	1.82	46.2
G25230-1620T	16G-20FFORX-TCX*	7321-50215	1	25.4	1 11/16-12	36	50	4.06	103.1	1.82	46.2
G25230-2020	20G-20FFORX	7104-18355	1 1/4	31.8	1 11/16-12	41	50	4.29	109.0	1.97	50.0

**TuffCoat Xtreme™ Plating*

Parts Continued On Next Page

Female Flat-Face O-Ring Swivel - Continued

Part No.	Descr.	Prod. No.	⊖			H1	H2	L		C	
			"	mm		mm	mm	"	mm	"	mm
G25230-2020T	20G-20FFORX-TCX*	7321-50255	1 1/4	31.8	1 11/16-12	41	50	4.29	109.0	1.97	50.0
G25230-2024	20G-24FFORX	7104-18385	1 1/4	31.8	2-12	41	60	4.09	104.0	1.73	44.0

**TuffCoat Xtreme™ Plating*

Female Flat-Face O-Ring Swivel - 30° Bent Tube



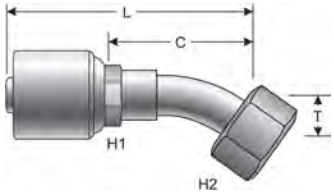

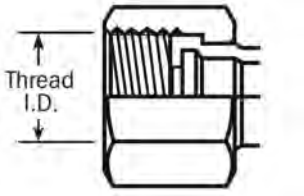

Part No.	Descr.	Prod. No.	⊖			H2	T		L		C	
			"	mm		mm	"	mm	"	mm	"	mm
G25233-0810	8G-10FFORX30-010	7104-07025	1/2	12.7	1-14	30	0.38	9.7	3.65	92.7	2.18	55.3

Female Flat-Face O-Ring Swivel - 45° Bent Tube



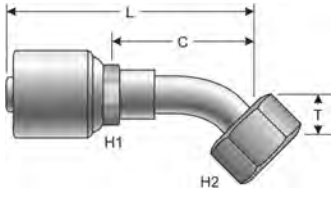

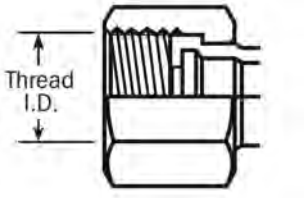

Part No.	Descr.	Prod. No.	⊖			H2	T		L		C	
			"	mm		mm	"	mm	"	mm	"	mm
G25235-0404	4G-4FFORX45S	7104-22045	1/4	6.4	9/16-18	17	0.39	10.0	2.57	65.2	1.54	39.2
G25235-0404T	4G-4FFORX45S-TCX*	7321-50275	1/4	6.4	9/16-18	17	0.39	10.0	2.57	65.2	1.54	39.2
G25235-0406	4G-6FFORX45S	7104-22055	1/4	6.4	11/16-16	22.1	0.43	11.0	2.70	68.6	1.67	42.5
G25235-0406T	4G-6FFORX45S-TCX*	7321-50475	1/4	6.4	11/16-16	22.1	0.43	11.0	2.70	68.6	1.67	42.5
G25235-0506	5G-6FFORX45S	7104-22335	5/16	7.9	11/16-16	22.1	0.43	11.0	2.73	69.4	1.63	41.4

**TuffCoat Xtreme™ Plating*

Parts Continued On Next Page

Female Flat-Face O-Ring Swivel - 45° Bent Tube - Continued

Part No.	Descr.	Prod. No.	⊖			H2	T		L		C	
			"	mm		mm	"	mm	"	mm	"	mm
G25235-0604	6G-4FFORX45S	7104-22075	3/8	9.5	9/16-18	17	0.39	10.0	2.60	66.0	1.50	38.1
G25235-0606	6G-6FFORX45S	7104-22085	3/8	9.5	11/16-16	22.1	0.43	11.0	2.75	69.8	1.65	41.9
G25235-0606T	6G-6FFORX45S-TCX*	7321-50035	3/8	9.5	11/16-16	22.1	0.43	11.0	2.75	69.8	1.65	41.9
G25235-0608	6G-8FFORX45S	7104-22095	3/8	9.5	13/16-16	24.1	0.59	15.0	3.35	85.1	2.26	57.3
G25235-0608T	6G-8FFORX45S-TCX*	7321-50045	3/8	9.5	13/16-16	24.1	0.59	15.0	3.35	85.1	2.26	57.3
G25234-0806	8G-6FFORX45S	7104-22125	1/2	12.7	11/16-16	22.1	0.43	11.0	3.57	90.7	2.09	53.1
G25235-0808	8G-8FFORX45S	7104-22135	1/2	12.7	13/16-16	24.1	0.59	15.0	3.50	88.9	2.03	51.6
G25235-0808T	8G-8FFORX45S-TCX*	7321-50395	1/2	12.7	13/16-16	24.1	0.59	15.0	3.50	88.9	2.03	51.6
G25235-0810	8G-10FFORX45S	7104-22145	1/2	12.7	1-14	30	0.63	16.0	3.98	101.1	2.50	63.5
G25235-0812	8G-12FFORX45S	7104-22155	1/2	12.7	1 3/16-12	36.1	0.83	21.0	4.34	110.3	2.87	72.9
G25235-1008	10G-8FFORX45S	7104-22165	5/8	15.9	13/16-16	24.1	0.59	15.0	3.81	96.8	2.32	58.9
G25235-1010	10G-10FFORX45S	7104-22175	5/8	15.9	1-14	30	0.63	16.0	3.96	100.5	2.48	63.0
G25235-1010T	10G-10FFORX45S-TCX*	7321-50625	5/8	15.9	1-14	30	0.63	16.0	3.96	100.5	2.48	63.0
G25235-1012	10G-12FFORX45S	7104-22185	5/8	15.9	1 3/16-12	36.1	0.83	21.0	4.17	105.9	2.69	68.4
G25235-1210	12G-10FFORX45S	7104-22215	3/4	19.1	1-14	30	0.63	16.0	4.45	113.0	2.44	62.0
G25235-1210T	12G-10FFORX45S-TCX*	7321-50055	3/4	19.1	1-14	30	0.63	16.0	4.45	113.0	2.44	62.0
G25235-1212	12G-12FFORX45S	7104-22225	3/4	19.1	1 3/16-12	36.1	0.83	21.0	4.66	118.4	2.65	67.4
G25235-1212T	12G-12FFORX45S-TCX*	7321-50065	3/4	19.1	1 3/16-12	36.1	0.83	21.0	4.66	118.4	2.65	67.4
G25235-1216	12G-16FFORX45S	7104-22235	3/4	19.1	1 7/16-12	40.9	0.95	24.1	4.80	121.9	2.80	71.1
G25235-1216T	12G-16FFORX45S-TCX*	7321-50585	3/4	19.1	1 7/16-12	40.9	0.95	24.1	4.80	121.9	2.80	71.1
G25235-1612	16G-12FFORX45S	7104-22255	1	25.4	1 3/16-12	36.1	0.83	21.0	5.34	135.5	2.98	75.7
G25235-1616	16G-16FFORX45S	7104-22265	1	25.4	1 7/16-12	40.9	0.95	24.1	5.78	146.9	3.55	90.1
G25235-1616T	16G-16FFORX45S-TCX*	7321-50165	1	25.4	1 7/16-12	40.9	0.94	23.9	5.78	146.9	3.55	90.1
G25235-2020	20G-20FFORX45S	7104-22295	1 1/4	31.8	1 11/16-12	50	0.98	24.9	6.22	158.0	3.90	99.1
G25235-2020T	20G-20FFORX45S-TCX*	7321-50225	1 1/4	31.8	1 11/16-12	50	0.98	24.9	6.22	158.0	3.90	99.1

**TuffCoat Xtreme™ Plating*

Female Flat-Face O-Ring Swivel - 67 1/2° Bent Tube



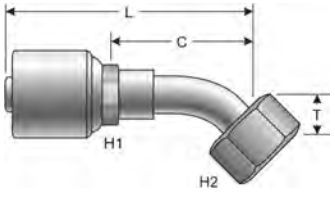

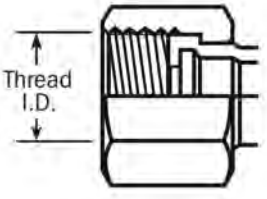

Part No.	Descr.	Prod. No.	⊖			H2	T		L		C	
			"	mm		"	"	mm	"	mm	"	mm
G25238-0808	8G-8FFORX67-022	7104-07015	1/2	12.7	13/16-16	15/16	0.87	22.1	3.25	82.5	1.77	45.0

Female Flat-Face O-Ring Swivel - 90° Bent Tube



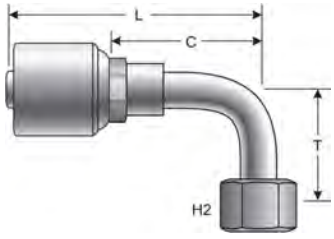

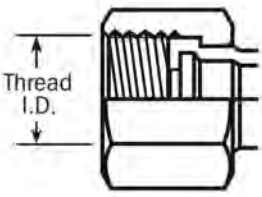

Part No.	Descr.	Prod. No.	⊖		⫼	H2	T		L		C	
			"	mm		mm	"	mm	"	mm	"	mm
G25239-0404	4G-4FFORX90S	7104-24045	1/4	6.4	9/16-18	17	0.83	21.0	2.37	60.2	1.35	34.2
G25239-0404T	4G-4FFORX90S-TCX*	7321-50435	1/4	6.4	9/16-18	17	0.83	21.0	2.37	60.2	1.35	34.2
G25240-0404	4G-4FFORX90M	7104-24055	1/4	6.4	9/16-18	17	1.26	32.0	2.21	56.1	1.19	30.2
G25241-0404	4G-4FFORX90L	7104-24065	1/4	6.4	9/16-18	17	1.81	46.0	2.21	56.1	1.19	30.2
G25239-0406	4G-6FFORX90S	7104-24095	1/4	6.4	11/16-16	22.1	0.91	23.1	2.50	63.5	1.47	37.3
G25239-0406T	4G-6FFORX90S-TCX*	7321-50715	1/4	6.4	11/16-16	22.1	0.91	23.1	2.50	63.5	1.47	37.4
G25240-0406	4G-6FFORX90M	7104-24105	1/4	6.4	11/16-16	22.1	1.50	38.1	2.50	63.5	1.47	37.4
G25241-0406	4G-6FFORX90L	7104-24115	1/4	6.4	11/16-16	22.1	2.13	54.1	2.43	61.6	1.40	35.6
G25239-0408	4G-8FFORX90S	7104-24145	1/4	6.4	13/16-16	24.1	1.14	29.0	2.84	72.1	1.81	46.0
G25241-0408	4G-8FFORX90L	7104-24165	1/4	6.4	13/16-16	24.1	2.52	64.0	2.64	67.1.	1.62	41.1
G25239-0506	5G-6FFORX90S	7104-24955	5/16	7.9	11/16-16	22.1	0.91	23.1	2.84	72.1	1.73	44.0
G25239-0604	6G-4FFORX90S	7104-24195	3/8	9.5	9/16-18	17	0.83	21.0	2.42	61.4	1.32	33.6
G25239-0606	6G-6FFORX90S	7104-24245	3/8	9.5	11/16-16	22.1	0.91	23.1	2.85	72.5	1.76	44.6
G25239-0606T	6G-6FFORX90S-TCX*	7321-50495	3/8	9.5	11/16-16	22.1	0.91	23.1	2.85	72.5	1.76	44.6
G25240-0606	6G-6FFORX90M	7104-24255	3/8	9.5	11/16-16	22.1	1.50	38.1	2.50	63.5	1.41	35.7
G25241-0606	6G-6FFORX90L	7104-24265	3/8	9.5	11/16-16	22.1	2.13	54.1	2.73	69.3	1.63	41.4
G25239-0608	6G-8FFORX90S	7104-24295	3/8	9.5	13/16-16	24.1	1.14	29.0	2.87	73.0	1.78	45.1
G25239-0608T	6G-8FFORX90S-TCX*	7321-50815	3/8	9.5	13/16-16	24.1	1.14	29.0	2.87	73.0	1.78	45.1
G25240-0608	6G-8FFORX90M	7104-24305	3/8	9.5	13/16-16	24.1	1.61	40.9	2.70	68.6	1.60	40.6
G25241-0608	6G-8FFORX90L	7104-24315	3/8	9.5	13/16-16	24.1	2.52	64.0	2.72	69.1	1.62	41.1
G25239-0810	8G-10FFORX90S	7104-24445	1/2	12.7	1-14	30	1.26	32.0	3.66	93.0	2.18	55.4
G25239-0810T	8G-10FFORX90S-TCX*	7321-50835	1/2	12.7	1-14	30	1.26	32.0	3.66	93.0	2.18	55.4
G25240-0810	8G-10FFORX90M	7104-24455	1/2	12.7	1-14	30	1.85	47.0	3.67	93.2	2.19	55.7
G25241-0810	8G-10FFORX90L	7104-24465	1/2	12.7	1-14	30	2.76	70.1	3.57	90.6	2.09	53.1
G25239-0812	8G-12FFORX90S	7104-24475	1/2	12.7	1 3/16-12	36.1	1.89	48.0	4.05	102.9	2.58	65.4
G25239-0806	8G-6FFORX90S	7104-24345	1/2	12.7	11/16-16	22.1	0.91	23.1	3.29	83.5	1.81	46.0
G25239-0808	8G-8FFORX90S	7104-24395	1/2	12.7	13/16-16	24.1	1.14	29.0	3.30	83.8	1.83	46.5
G25239-0808T	8G-8FFORX90S-TCX*	7321-50645	1/2	12.7	13/16-16	24.1	1.14	29.0	3.30	83.8	1.83	46.5
G25240-0808	8G-8FFORX90M	7104-24405	1/2	12.7	13/16-16	24.1	1.61	40.9	3.30	83.8	1.83	46.4
G25241-0808	8G-8FFORX90L	7104-24415	1/2	12.7	13/16-16	24.1	2.52	64.0	3.30	83.8	1.83	46.5
G25239-1008	10G-8FFORX90S	7104-24495	5/8	15.9	13/16-16	24.1	1.14	29.0	3.64	92.4	2.16	54.9
G25239-1008TX	10G-8FFORX90S-TCX XBULK* **	7321-5228	5/8	15.9	13/16-16	24.1	1.14	29.0	3.62	91.9	2.16	54.9
G25241-1008	10G-8FFORX90L	7104-24515	5/8	15.9	13/16-16	24.1	2.52	64.0	3.64	92.4	2.16	54.9
G25239-1010	10G-10FFORX90S	7104-24545	5/8	15.9	1-14	30	1.26	32.0	3.64	92.5	2.17	55.1
G25239-1010T	10G-10FFORX90S-TCX*	7321-50725	5/8	15.9	1-14	30	1.26	32.0	3.64	92.5	2.17	55.1
G25240-1010	10G-10FFORX90M	7104-24555	5/8	15.9	1-14	30	1.85	47.0	3.65	92.8	2.18	55.3
G25241-1010	10G-10FFORX90L	7104-24565	5/8	15.9	1-14	30	2.76	70.1	3.55	90.2	2.08	52.7

**TuffCoat Xtreme™ Plating*
***Available in Bulk Only*

Parts Continued On Next Page

Female Flat-Face O-Ring Swivel - 90° Bent Tube - Continued

Part No.	Descr.	Prod. No.	⊖			H2	T		L		C	
			"	mm		mm	"	mm	"	mm	"	mm
G25239-1012	10G-12FFORX90S	7104-24595	5/8	15.9	1 3/16-12	36.1	1.89	48.0	3.79	96.3	2.32	58.8
G25239-1210	12G-10FFORX90S	7104-24635	3/4	19.1	1-14	30	1.26	32.0	4.09	104.0	2.09	53.1
G25239-1210T	12G-10FFORX90S-TCX*	7321-50085	3/4	19.1	1-14	30	1.26	32.0	4.09	104.0	2.09	53.1
G25239-1212	12G-12FFORX90S	7104-24645	3/4	19.1	1 3/16-12	36.1	1.89	48.0	4.28	108.8	2.28	57.8
G25239-1212T	12G-12FFORX90S-TCX*	7321-50075	3/4	19.1	1 3/16-12	36.1	1.89	48.0	4.28	108.8	2.28	57.8
G25240-1212	12G-12FFORX90M	7104-24655	3/4	19.1	1 3/16-12	36.1	2.28	57.9	4.29	109.0	2.28	57.9
G25241-1212	12G-12FFORX90L	7104-24665	3/4	19.1	1 3/16-12	36.1	3.78	96.0	4.65	118.1	2.65	67.2
G25239-1216	12G-16FFORX90S	7104-24695	3/4	19.1	1 7/16-12	40.9	2.21	56.1	5.06	128.5	3.05	77.5
G25239-1612	16G-12FFORX90S	7104-24735	1	25.4	1 3/16-12	36.1	1.89	48.0	5.09	129.3	2.86	72.6
G25239-1616	16G-16FFORX90S	7104-24745	1	25.4	1 7/16-12	40.9	2.21	56.1	5.11	129.9	2.88	73.1
G25239-1616T	16G-16FFORX90S-TCX*	7321-50195	1	25.4	1 7/16-12	40.9	2.20	55.8	5.11	129.9	2.88	73.1
G25240-1616	16G-16FFORX90M	7104-24755	1	25.4	1 7/16-12	40.9	2.80	71.1	5.11	129.9	2.88	73.1
G25241-1616	16G-16FFORX90L	7104-24765	1	25.4	1 7/16-12	40.9	4.49	114.0	5.11	129.9	2.88	73.1
G25239-1620	16G-20FFORX90S	7104-24905	1	25.4	1 11/16-12	50	2.52	64.0	5.11	129.9	2.88	73.1
G25240-1620	16G-20FFORX90M	7104-24915	1	25.4	1 11/16-12	50	3.07	78.0	6.14	156.0	3.91	99.2
G25239-2020	20G-20FFORX90S	7104-24795	1 1/4	31.8	1 11/16-12	50	2.52	64.0	5.91	150.1	3.58	90.9
G25239-2020T	20G-20FFORX90S-TCX*	7321-50245	1 1/4	31.8	1 11/16-12	50	2.52	64.0	5.91	150.1	3.58	90.9
G25240-2020	20G-20FFORX90M	7104-24805	1 1/4	31.8	1 11/16-12	50	3.07	78.0	5.51	140.0	3.19	81.0
G25241-2020	20G-20FFORX90L	7104-24815	1 1/4	31.8	1 11/16-12	50	5.08	129.0	5.51	140.0	3.19	81.0

**TuffCoat Xtreme™ Plating*

Female Flat-Face O-Ring Swivel - 90° Block



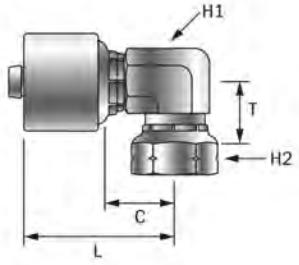

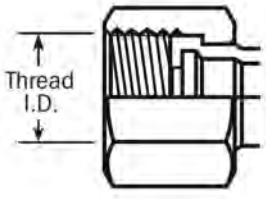

Part No.	Descr.	Prod. No.	⊖			H1	H2	T		L		C	
			"	mm		mm	mm	"	mm	"	mm	"	mm
G25242-0606	6G-6FFORX90BLK	7104-05295	3/8	9.5	1 1/16	17.5	22	0.69	17.5	1.93	48.9	0.83	21.0

Code 61 O-Ring Flange



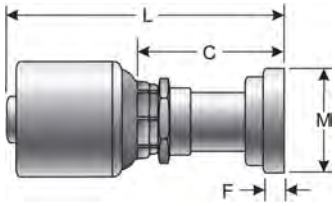

Part No.	Descr.	Prod. No.	⊖		M		L		C		F	
			"	mm	"	mm	"	mm	"	mm	"	mm
G25300-0808	8G-8FL	7103-25055	1/2	12.7	1.19	30.2	3.15	80.0	1.67	42.5	0.27	6.9
G25300-0808T	8G-8FL-TCX*	7321-51575	1/2	12.7	1.19	30.2	3.15	80.0	1.67	42.5	0.27	6.9
G25300-0812	8G-12FL	7103-25105	1/2	12.7	1.50	38.1	3.15	80.0	1.67	42.5	0.27	6.9
G25300-1212	12G-12FL	7103-25205	3/4	19.1	1.50	38.1	3.86	98.0	1.85	47.0	0.27	6.9
G25300-1216	12G-16FL	7103-25255	3/4	19.1	1.75	44.5	3.50	88.9	1.49	37.8	0.32	8.1
G25300-1216T	12G-16FL-TCX*	7321-50005	3/4	19.1	1.75	44.5	3.50	88.9	1.49	37.8	0.32	8.1
G25300-1612	16G-12FL	7103-25295	1	25.4	1.50	38.1	5.04	128.0	2.80	71.1	0.27	6.9
G25300-1616	16G-16FL	7103-25305	1	25.4	1.75	44.5	4.13	105.0	1.90	48.2	0.32	8.1
G25300-1620	16G-20FL	7103-25355	1	25.4	2.00	50.8	4.13	105.0	1.90	48.2	0.32	8.1
G25300-1624	16G-24FL	7100-03875	1	25.4	2.38	60.5	3.78	96.0	1.54	39.2	0.32	8.1
G25300-2020	20G-20FL	7103-25405	1 1/4	31.8	2.00	50.8	4.43	112.5	2.11	53.5	0.32	8.1
G25300-2024	20G-24FL	7103-25455	1 1/4	31.8	2.38	60.5	4.63	117.5	2.30	58.5	0.32	8.1

**TuffCoat Xtreme™ Plating*

Code 61 O-Ring Flange - 22 1/2° Bent Tube



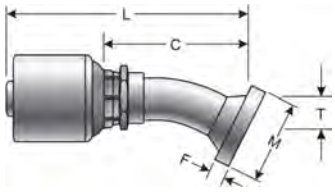

Part No.	Descr.	Prod. No.	⊖		M		T		L		C		F	
			"	mm	"	mm	"	mm	"	mm	"	mm	"	mm
G25302-1212	12G-12FL22M	7103-26155	3/4	19.1	1.50	38.1	0.43	11.0	4.76	120.9	2.76	70.1	0.27	6.9
G25302-1616	16G-16FL22M	7103-26255	1	25.4	1.75	44.5	0.55	14.0	5.61	142.5	3.37	85.7	0.32	8.1
G25302-2020	20G-20FL22M	7103-26355	1 1/4	31.8	2.00	50.8	0.59	15.0	6.00	152.5	3.68	93.5	0.32	8.1

HOSE/CPLG. SELECTION
EQUIPMENT
HOSE SPECIFICATION
GLOBALSPIRAL COUPLINGS
STAINLESS STEEL SPIRAL COUPLINGS
MEGACRIMP COUPLINGS
STAINLESS STEEL BRAID COUPLINGS
POWER CRIMP COUPLINGS
FIELD ATTACHABLE - TYPE T COUPLINGS
FIELD ATTACHABLE - C5 COUPLINGS
FIELD ATTACHABLE - LOCK-ON COUPLINGS
C14 COUPLINGS & ASSEMBLIES
GLP & GL COUPLINGS
GLX COUPLINGS
PCTS THERMOPLASTIC COUPLINGS
POLARSEAL COUPLINGS (ACA, ACB, ACC)
POWER STEERING CPLGS. & TOC ASSEMBLIES
ADAPTERS
QUICK DISCONNECT COUPLERS
BALL VALVES
LIVE SWIVELS
ACCESSORIES
AIR BRAKE CPLGS. & ASSEMBLIES
KITS
BRASS

Code 61 O-Ring Flange - 30° Bent Tube



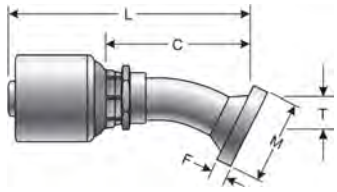

Part No.	Descr.	Prod. No.	⟷		M		T		L		C		F	
			"	mm	"	mm	"	mm	"	mm	"	mm	"	mm
G25304-1212	12G-12FL30M	7103-26655	3/4	19.1	1.50	38.1	0.63	16.0	4.71	119.5	2.70	68.5	0.27	6.9
G25304-1616	16G-16FL30M	7103-26755	1	25.4	1.75	44.5	0.75	19.1	5.69	144.5	3.45	87.7	0.32	8.1
G25304-1620	16G-20FL30M	7103-26805	1	25.4	2.00	50.8	0.87	22.1	5.89	149.5	3.65	92.7	0.32	8.1

Code 61 O-Ring Flange - 45° Bent Tube



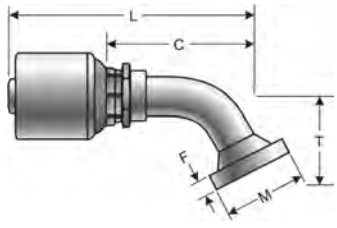

Part No.	Descr.	Prod. No.	⟷		M		T		L		C		F	
			"	mm	"	mm	"	mm	"	mm	"	mm	"	mm
G25307-0808	8G-8FL45M	7103-27085	1/2	12.7	1.19	30.2	0.75	19.1	3.85	97.8	2.37	60.3	0.27	6.9
G25307-0812	8G-12FL45M	7103-27165	1/2	12.7	1.50	38.1	1.02	25.9	4.13	105.0	2.65	67.3	0.27	6.9
G25307-1012	10G-12FL45M	7103-27205	5/8	15.9	1.50	38.1	1.02	25.9	4.43	112.6	2.96	75.1	0.27	6.9
G25307-1212	12G-12FL45M	7103-27245	3/4	19.1	1.50	38.1	1.02	25.9	4.82	122.5	2.82	71.5	0.27	6.9
G25306-1216	12G-16FL45S	7103-27315	3/4	19.1	1.75	44.5	1.10	28.0	4.90	124.5	2.89	73.5	0.32	8.1
G25306-1616	16G-16FL45S	7103-27395	1	25.4	1.75	44.5	1.10	28.0	5.61	142.5	3.37	85.7	0.32	8.1
G25306-1620	16G-20FL45S	7103-27475	1	25.4	2.00	50.8	1.26	32.0	5.87	149.1	3.63	92.2	0.32	8.1
G25306-2020	20G-20FL45S	7103-27555	1 1/4	31.8	2.00	50.8	1.26	32.0	6.18	157.0	3.86	98.0	0.32	8.1

Code 61 O-Ring Flange - 60° Bent Tube



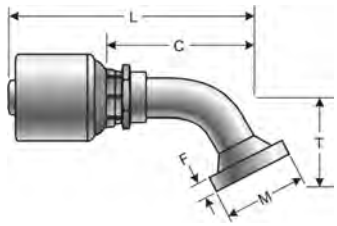

Part No.	Descr.	Prod. No.	⟷		M		T		L		C		F	
			"	mm	"	mm	"	mm	"	mm	"	mm	"	mm
G25308-2020	20G-20FL60S	7103-28345	1 1/4	31.8	2.00	50.8	1.77	45.0	6.22	158.0	3.90	99.1	0.32	8.1
G25309-1212	12G-12FL60M	7103-28155	3/4	19.1	1.50	38.1	1.46	37.1	5.04	128.0	3.03	77.0	0.27	6.9
G25309-1216	12G-16FL60M	7103-28205	3/4	19.1	1.75	44.5	1.73	43.9	5.20	132.1	3.19	81.0	0.32	8.1
G25309-1616	16G-16FL60M	7103-28255	1	25.4	1.75	44.5	1.73	43.9	5.85	148.5	3.61	91.7	0.32	8.1

Code 61 O-Ring Flange - 90° Bent Tube



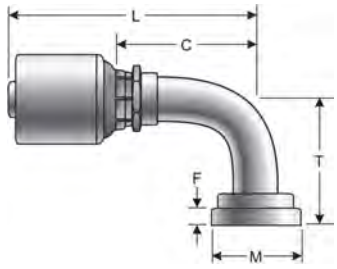

Part No.	Descr.	Prod. No.	⟷		M		T		L		C		F	
			"	mm	"	mm	"	mm	"	mm	"	mm	"	mm
G25315-0808	8G-8FL90M	7103-29115	1/2	12.7	1.19	30.2	1.58	40.1	3.59	91.2	2.11	53.7	0.27	6.9
G25315-0812	8G-12FL90M	7103-29235	1/2	12.7	1.50	38.1	2.28	57.9	3.60	91.4	2.13	54.1	0.27	6.9
G25315-1012	10G-12FL90M	7103-29415	5/8	15.9	1.50	38.1	2.28	57.9	3.94	100.1	2.53	64.3	0.27	6.9
G25315-1212	12G-12FL90M	7103-29535	3/4	19.1	1.50	38.1	2.28	57.9	4.54	115.3	2.53	64.3	0.27	6.9
G25315-1212T	12G-12FL90M-TCX*	7321-50155	3/4	19.1	1.50	38.1	2.28	57.9	4.54	115.3	2.53	64.3	0.27	6.9
G25314-1216	12G-16FL90S	7103-29585	3/4	19.1	1.75	44.5	2.40	61.0	4.72	119.8	2.71	68.8	0.32	8.1
G25315-1612	16G-12FL90M	7103-29655	1	25.4	1.50	38.1	2.28	57.9	5.09	129.0	2.85	72.5	0.27	6.9
G25314-1616	16G-16FL90S	7103-29705	1	25.4	1.75	44.5	2.40	61.0	5.48	139.3	3.25	82.5	0.32	8.1
G25314-1620	16G-20FL90S	7103-29765	1	25.4	2.00	50.8	2.68	68.1	5.48	139.3	3.25	82.5	0.32	8.1
G25314-1624	16G-24FL90S-081	7100-04555	1	25.4	2.38	60.5	3.19	81.0	5.58	141.6	3.34	84.8	0.32	8.1
G25314-2020	20G-20FL90S	7103-29885	1 1/4	31.8	2.00	50.8	2.68	68.1	6.22	158.1	3.90	99.1	0.32	8.1
G25314-2020T	20G-20FL90S-TCX*	7321-50265	1 1/4	31.8	2.00	50.8	2.68	68.1	6.22	158.1	3.90	99.1	0.32	8.1
G25315-2020	20G-20FL90M	7103-29895	1 1/4	31.8	2.00	50.8	3.54	89.9	5.32	135.1	2.99	76.0	0.32	8.1
G25316-2020	20G-20FL90-102	7100-04565	1 1/4	31.8	2.00	50.8	4.02	102.0	5.43	137.9	3.11	79.0	0.32	8.1
G25314-2024	20G-24FL90S	7103-29945	1 1/4	31.8	2.38	60.5	3.19	81.0	6.22	158.1	3.90	99.1	0.32	8.1

**TuffCoat Xtreme™ Plating*

HOSE/CPLG. SELECTION
EQUIPMENT
HOSE SPECIFICATION
GLOBALSPIRAL COUPLINGS
STAINLESS STEEL SPIRAL COUPLINGS
MEGACRIMP COUPLINGS
STAINLESS STEEL BRAID COUPLINGS
POWER CRIMP COUPLINGS
FIELD ATTACHABLE - TYPE T COUPLINGS
FIELD ATTACHABLE - C5 COUPLINGS
FIELD ATTACHABLE - LOCK-ON COUPLINGS
C14 COUPLINGS & ASSEMBLIES
GLP & GL COUPLINGS
GLX COUPLINGS
PCTS THERMOPLASTIC COUPLINGS
POLARSEAL COUPLINGS (ACA, ACB, ACC)
POWER STEERING CPLGS. & TOC ASSEMBLIES
ADAPTERS
QUICK DISCONNECT COUPLERS
BALL VALVES
LIVE SWIVELS
ACCESSORIES
AIR BRAKE CPLGS. & ASSEMBLIES
KITS
BRASS

Komatsu O-Ring Flange - Straight

Max. W.P. 5,000 psi.



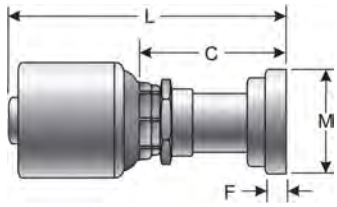

Part No.	Descr.	Prod. No.	⊖		M		L		C		F	
			"	mm	"	mm	"	mm	"	mm	"	mm
G25300-0810	8G-10FLK	7100-03805	1/2	12.7	1.35	34.3	3.15	80.0	1.67	42.5	0.27	6.9
G25300-1010	10G-10FLK	7100-03825	5/8	15.9	1.35	34.3	4.69	119.1	3.21	81.5	0.27	6.9

Komatsu O-Ring Flange - 45° Bent Tube

Max. W.P. 5,000 psi.



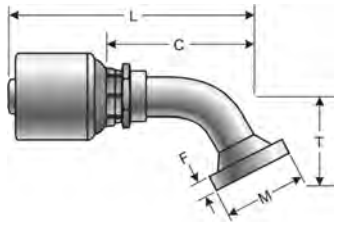

Part No.	Descr.	Prod. No.	⊖		M		T		L		C		F	
			"	mm	"	mm	"	mm	"	mm	"	mm	"	mm
G25307-1010	10G-10FLK45	7100-04155	5/8	15.9	1.35	34.3	1.02	25.9	4.19	106.5	2.72	69.1	0.27	6.9

Komatsu O-Ring Flange - 90° Bent Tube

Max. W.P. 5,000 psi.



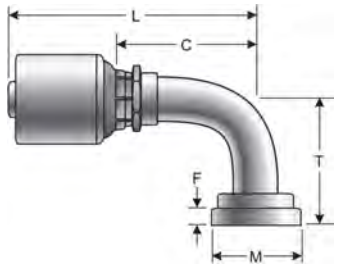

Part No.	Descr.	Prod. No.	⊖		M		T		L		C		F	
			"	mm	"	mm	"	mm	"	mm	"	mm	"	mm
G25315-1010	10G-10FLK90	7100-04475	5/8	15.9	1.35	34.3	2.17	55.1	3.90	99.1	2.42	61.5	0.27	6.9

SAE Male Inverted Swivel



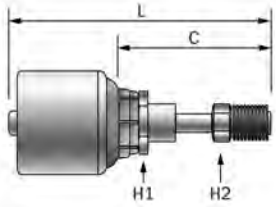

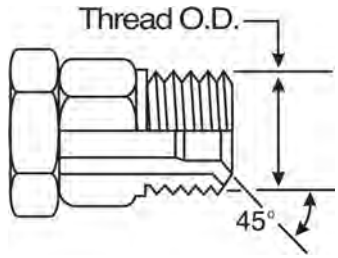

Part No.	Descr.	Prod. No.	⊖			H1	H2	L		C	
			"	mm		"	"	"	mm	"	mm
G25500-0404	4G-4MIX	7100-16225	1/4	6.4	7/16-24	1/2	7/16	2.52	64.0	1.49	37.9
G25500-0405	4G-5MIX	7100-16235	1/4	6.4	1/2-20	1/2	1/2	2.52	64.0	1.49	37.9
G25500-0605	6G-5MIX	7100-16245	3/8	9.5	1/2-20	5/8	1/2	2.56	65.0	1.46	37.1
G25500-0606	6G-6MIX	7100-16255	3/8	9.5	5/8-18	5/8	5/8	2.75	69.9	1.65	42.0
G25500-0607	6G-7MIX	7100-16265	3/8	9.5	11/16-18	5/8	11/16	2.76	70.1	1.66	42.1
G25500-0808	8G-8MIX	7100-06285	1/2	12.7	3/4-18	13/16	3/4	3.30	83.8	1.82	46.3

HOSE/CPLG. SELECTION
EQUIPMENT
HOSE SPECIFICATION
GLOBALSPIRAL COUPLINGS
STAINLESS STEEL SPIRAL COUPLINGS
MEGACRIMP COUPLINGS
STAINLESS STEEL BRAID COUPLINGS
POWER CRIMP COUPLINGS
FIELD ATTACHABLE - TYPE T COUPLINGS
FIELD ATTACHABLE - C5 COUPLINGS
FIELD ATTACHABLE - LOCK-ON COUPLINGS
C14 COUPLINGS & ASSEMBLIES
GLP & GL COUPLINGS
GLX COUPLINGS
PCTS THERMOPLASTIC COUPLINGS
POLARSEAL COUPLINGS (ACA, ACB, ACC)
POWER STEERING CPLGS. & TOC ASSEMBLIES
ADAPTERS
QUICK DISCONNECT COUPLERS
BALL VALVES
LIVE SWIVELS
ACCESSORIES
AIR BRAKE CPLGS. & ASSEMBLIES
KITS
BRASS

SAE Male Inverted Swivel - 45° Bent Tube



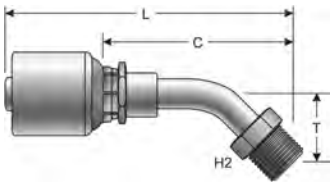

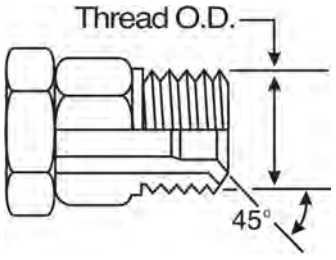

Part No.	Descr.	Prod. No.	⟷			H2	T		L		C	
			"	mm		"	"	mm	"	mm	"	mm
G25502-0404	4G-4MIX45-024	7100-16285	1/4	6.4	7/16-24	7/16	0.95	24.1	3.04	77.3	2.02	51.2
G25502-0605	6G-5MIX45	7100-16315	3/8	9.5	1/2-20	1/2	1.00	25.4	3.13	79.5	2.03	51.6
G25502-0606	6G-6MIX45	7100-16325	3/8	9.5	5/8-18	5/8	1.00	25.4	3.32	84.3	2.22	56.4
G25502-0607	6G-7MIX45	7100-16335	3/8	9.5	11/16-18	11/16	1.00	25.4	3.39	86.1	2.29	58.1
G25502-0808	8G-8MIX45	7100-16345	1/2	12.7	3/4-18	3/4	1.14	29.0	4.17	105.9	2.70	68.5
G25502-1010	10G-10MIX45	7100-16435	5/8	15.9	7/8-18	7/8	1.02	25.9	2.33	59.2	2.76	70.2

SAE Male Inverted Swivel - 90° Bent Tube



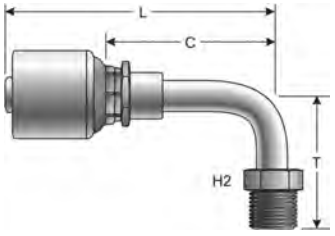

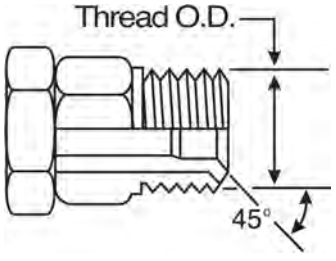

Part No.	Descr.	Prod. No.	⟷			H2	T		L		C	
			"	mm		"	"	mm	"	mm	"	mm
G25504-0404	4G-4MIX90	7100-16355	1/4	6.4	7/16-24	7/16	1.38	35.1	2.33	59.2	1.31	33.2
G25504-0405	4G-5MIX90	7100-16365	1/4	6.4	1/2-20	1/2	1.38	35.1	2.46	62.5	1.44	36.5
G25504-0604	6G-4MIX90	7100-16395	3/8	9.5	7/16-24	7/16	1.38	35.1	2.44	62.0	1.34	34.0
G25504-0605	6G-5MIX90	7100-16405	3/8	9.5	1/2-20	1/2	1.38	35.1	2.50	63.5	1.40	35.6
G25504-0606	6G-6MIX90	7100-16415	3/8	9.5	5/8-18	5/8	1.38	35.1	2.80	71.1	1.70	43.1
G25504-0607	6G-7MIX90	7100-16425	3/8	9.5	11/16-18	11/16	1.38	35.1	2.80	71.1	1.70	43.1
G25504-0808	8G-8MIX90	7100-06435	1/2	12.7	3/4-18	3/4	1.64	41.7	3.29	83.5	1.81	46.0
G25504-1010	10G-10MIX90	7100-06335	5/8	15.9	7/8-18	7/8	1.81	46.0	3.89	98.7	2.41	61.3

SAE Male Flareless Assembly

See Accessories for Individual Sleeves and Nuts.



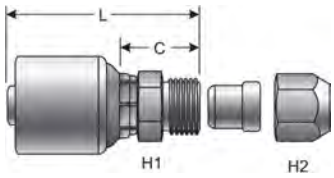

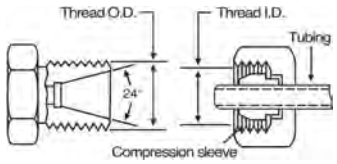

Part No.	Descr.	Prod. No.	⊖			H1	H2	L		C	
			"	mm		"	"	"	mm	"	mm
G25510-0404	4G-4MFA	7100-16445	1/4	6.4	7/16-20	1/2	9/16	2.09	53.1	1.06	27.0
G25510-0405	4G-5MFA	7100-16455	1/4	6.4	1/2-20	1/2	5/8	1.97	50.0	0.95	24.1
G25510-0605	6G-5MFA	7100-16475	3/8	9.5	1/2-20	5/8	5/8	2.17	55.1	1.07	27.1
G25510-0606	6G-6MFA	7100-16485	3/8	9.5	9/16-18	5/8	11/16	2.21	56.1	1.11	28.1
G25510-0608	6G-8MFA	7100-16495	3/8	9.5	3/4-16	3/4	7/8	2.40	61.0	1.30	33.0
G25510-0808	8G-8MFA	7100-06505	1/2	12.7	3/4-16	13/16	7/8	2.78	70.5	1.30	33.0
G25510-0810	8G-10MFA	7100-06515	1/2	12.7	7/8-14	7/8	1	2.84	72.1	1.36	34.5
G25510-1212	12G-12MFA	7100-06525	3/4	19.1	1 1/16-12	1 1/16	1 1/4	3.54	89.9	1.54	39.1
G25510-1616	16G-16MFA	7100-06535	1	25.4	1 5/16-12	1 3/8	1 1/2	3.94	100.1	1.70	43.2

North American Stand Pipe

See Accessories for Individual Sleeves and Nuts.



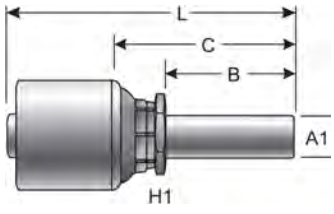

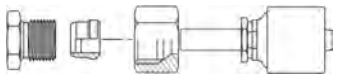

Part No.	Descr.	Prod. No.	⟷		H1	L		C		B		A1
			"	mm	"	"	mm	"	mm	"	mm	"
G25520-0606	6G-6NASP	7100-08335	3/8	9.5	5/8	2.34	59.5	1.24	31.6	0.88	22.4	0.38
G25520-0808	8G-8NASP	7100-08365	1/2	12.7	13/16	2.87	73.0	1.40	35.5	1.00	25.4	0.50

Female Air Brake Swivel



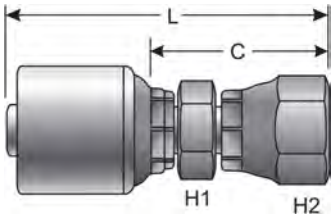

Part No.	Descr.	Prod. No.	⊖			H1	H2	L		C	
			"	mm		"	"	"	mm	"	mm
G25540-0606	6G-6FABX	7100-13095	3/8	9.5	3/4-20	3/4	7/8	2.41	61.2	1.31	33.3
G25540-0806	8G-6FABX	7100-13105	1/2	12.7	3/4-20	13/16	7/8	2.74	69.7	1.00	25.5

Female Grease



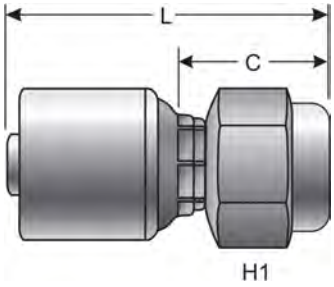

Part No.	Descr.	Prod. No.	⊖			H1	L		C	
			"	mm		"	"	mm	"	mm
G25561-0408	4G-8FG	7100-09605	1/4	6.4	1/2-27	11/16	1.87	47.5	0.85	21.5

Pressure Wash Swivel



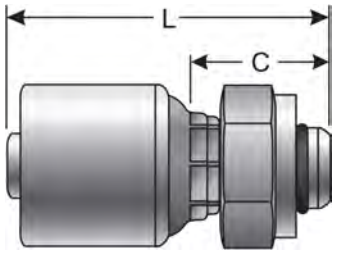

Part No.	Descr.	Prod. No.	⊖			L		C	
			"	mm		"	mm	"	mm
G25563-0406	4G-6PWX	7100-02905	1/4	6.4	M22X1.5	2.52	64.0	1.50	38.1
G25563-0606	6G-6PWX	7100-02915	3/8	9.5	M22X1.5	2.60	66.0	1.50	38.1

US Banjo



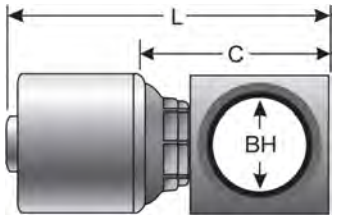

Part No.	Descr.	Prod. No.	⊖		L		C		BH
			"	mm	"	mm	"	mm	mm
G25564-0606	6G-6BJ	7100-02945	3/4	9.5	2.28	57.9	0.74	18.8	15.9

HOSE/CPLG. SELECTION
EQUIPMENT
HOSE SPECIFICATION
GLOBALSPIRAL COUPLINGS
STAINLESS STEEL SPIRAL COUPLINGS
MEGACRIMP COUPLINGS
STAINLESS STEEL BRAID COUPLINGS
POWER CRIMP COUPLINGS
FIELD ATTACHABLE - TYPE T COUPLINGS
FIELD ATTACHABLE - C5 COUPLINGS
FIELD ATTACHABLE - LOCK-ON COUPLINGS
C14 COUPLINGS & ASSEMBLIES
GLP & GL COUPLINGS
GLX COUPLINGS
PCTS THERMOPLASTIC COUPLINGS
POLARSEAL COUPLINGS (ACA, ACB, ACC)
POWER STEERING CPLGS. & TOC ASSEMBLIES
ADAPTERS
QUICK DISCONNECT COUPLERS
BALL VALVES
LIVE SWIVELS
ACCESSORIES
AIR BRAKE CPLGS. & ASSEMBLIES
KITS
BRASS

Male DIN 24° Cone - Light Series



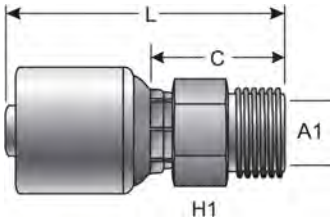

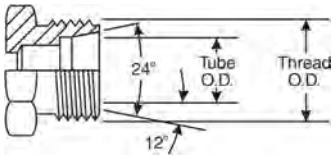

Part No.	Descr.	Prod. No.	⟷					H1	L		C		A1
			"	mm		mm	"	mm	"	mm	mm
G25615-0406	4G-6MDL	7100-28565	1/4	6.4	M12x1.5	14	1.69	42.9	0.82	20.9	6.0
G25615-0408	4G-8MDL	7100-28575	1/4	38.1	M14X1.5	17	1.73	43.9	0.82	20.8	7.9
G25615-0410	4G-10MDL	7100-28545	1/4	6.4	M16X1.5	17	2.01	51.0	0.86	21.8	10.0
G25615-0610	6G-10MDL	7100-28465	3/8	9.5	M16X1.5	17	2.09	53.1	0.86	21.9	10.0
G25615-0612	6G-12MDL	7100-28475	3/8	9.5	M18X1.5	19	2.07	52.5	0.97	24.6	11.9
G25615-0615	6G-15MDL	7100-28485	3/8	9.5	M22X1.5	24	1.86	47.3	0.94	23.9	15.0
G25615-0815	8G-15MDL	7100-28165	1/2	12.7	M22X1.5	24	2.56	65.0	0.98	25.0	15.0
G25615-1018	10G-18MDL	7100-99685	5/8	15.9	M26X1.5	27	2.52	64.0	1.04	26.5	18.0
G25615-1022	10G-22MDL	7100-04935	5/8	15.9	M30X2.0	32	2.75	69.8	1.27	32.3	22.0
G25615-1222	12G-22MDL	7100-25075	3/4	19.1	M30X2.0	32	3.15	80.0	1.14	29.0	22.0
G25615-1628	16G-28MDL	7100-04915	1	25.4	M36X2.0	41	3.70	94.0	1.47	37.2	28.0
G25615-2035	20G-35MDL	7100-04925	1 1/4	31.8	M45X2.0	46	3.17	80.4	1.38	35.1	35.0

Female DIN 24° Cone Swivel - Light Series with O-Ring



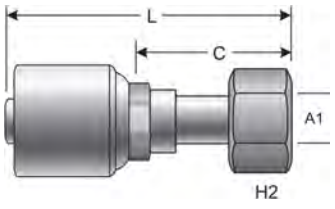

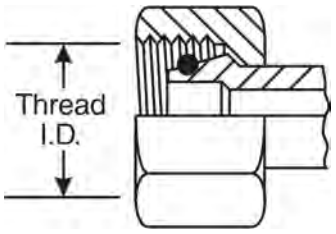

Part No.	Descr.	Prod. No.	⟷					H2	L		C		A1
			"	mm		mm	"	mm	"	mm	mm
G25645-0406	4G-6FDLORX	7100-95665	1/4	6.4	M12x1.5	14	2.04	51.8	0.97	24.5	6.0
G25645-0408	4G-8FDLORX	7100-95685	1/4	6.4	M14X1.5	17	2.19	55.7	1.04	26.5	8.0
G25645-0410	4G-10FDLORX	7100-95705	1/4	6.4	M16X1.5	19.1	2.18	55.3	1.08	27.5	10.0
G25645-0412	4G-12FDLORX	7100-25395	1/4	6.4	M18X1.5	22.1	2.19	55.7	1.04	26.5	12.0
G25645-0510	5G-10FDLORX	7100-92015	5/16	7.9	M16X1.5	19.1	2.12	53.9	1.17	29.7	10.0
G25645-0512	5G-12FDLORX	7100-92035	5/16	7.9	M18X1.5	22.1	2.30	58.4	1.18	30.0	12.0
G25645-0610	6G-10FDLORX	7100-96065	3/8	9.5	M16X1.5	19.1	2.25	57.1	1.07	27.1	10.0
G25645-0612	6G-12FDLORX	7100-96085	3/8	9.5	M18X1.5	22.1	2.19	55.5	1.08	27.5	12.0

Parts Continued On Next Page

Female DIN 24° Cone Swivel - Light Series with O-Ring - Continued

Part No.	Descr.	Prod. No.	⟷			H2	L		C		A1
			"	mm		mm	"	mm	"	mm	mm
G25645-0614	6G-14FDLORX	7100-96105	3/8	9.5	M20X1.5	24.1	2.38	60.4	1.19	30.1	14.0
G25645-0615	6G-15FDLORX	7100-96115	3/8	9.5	M22X1.5	26.9	2.23	56.6	1.03	26.1	15.0
G25645-0815	8G-15FDLORX	7100-25445	1/2	12.7	M22X1.5	26.9	2.64	67.1.	1.02	26.0	15.0
G25645-0818	8G-18FDLORX	7100-96445	1/2	12.7	M26X1.5	32	2.67	67.9	1.08	27.4	18.0
G25645-1018	10G-18FDLORX	7100-99535	5/8	15.9	M26X1.5	32	2.67	67.8	1.16	29.5	18.0
G25645-1218	12G-18FDLORX	7100-99935	3/4	19.1	M26X1.5	32	3.30	83.8	1.20	30.5	18.0
G25645-1222	12G-22FDLORX	7100-99955	3/4	19.1	M30X2.0	36.1	3.38	85.8	1.28	32.5	22.0
G25645-1628	16G-28FDLORX	7100-92205	1	25.4	M36X2.0	40.9	3.21	81.6	1.45	36.7	28.0
G25645-2035	20G-35FDLORX	7100-92215	1 1/4	31.8	M45X2.0	50	3.56	90.4	1.74	44.1	35.0

Female DIN 24° Cone Swivel - Light Series with O-Ring - 45° Bent Tube



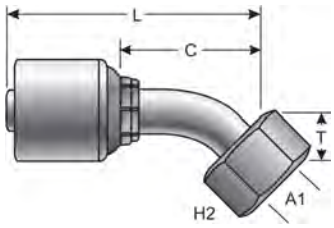

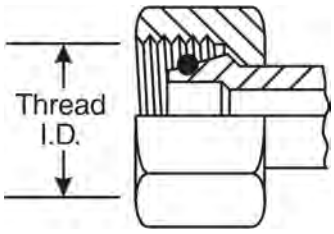

Part No.	Descr.	Prod. No.	⟷			H2	T		L		C		A1
			"	mm		mm	"	mm	"	mm	"	mm	mm
G25650-0408	4G-8FDLORX45	7100-95755	1/4	6.4	M14X1.5	17	0.64	16.2	2.47	62.6	1.54	39.1	8.0
G25650-0410	4G-10FDLORX45	7100-95775	1/4	6.4	M16X1.5	19.1	0.71	18.0	2.54	64.4	1.61	40.8	10.0
G25650-0510	5G-10FDLORX45	7100-91895	5/16	7.9	M16X1.5	19.1	0.67	17.0	2.50	63.5	1.55	39.3	10.0
G25650-0610	6G-10FDLORX45	7100-96135	3/8	9.5	M16X1.5	19.1	0.73	18.6	2.70	68.6	1.59	40.5	10.0
G25650-0612	6G-12FDLORX45	7100-96155	3/8	9.5	M18X1.5	22.1	0.74	18.9	2.71	68.8	1.61	40.9	12.0
G25650-0615	6G-15FDLORX45	7100-96175	3/8	9.5	M22X1.5	26.9	0.89	22.5	2.85	72.3	1.75	44.4	15.0
G25650-0815	8G-15FDLORX45	7100-96475	1/2	12.7	M22X1.5	26.9	0.80	20.3	3.33	84.6	1.85	47.0	15.0
G25650-0818	8G-18FDLORX45	7100-96495	1/2	12.7	M26X1.5	32	1.06	26.9	3.74	95.0	2.25	57.2	18.0
G25650-1018	10G-18FDLORX45	7100-99545	5/8	15.9	M26X1.5	32	0.98	24.9	3.68	93.5	2.21	56.2	18.0
G25650-1222	12G-22FDLORX45	7100-96715	3/4	19.1	M30X2.0	36.1	1.17	29.8	4.12	104.6	2.60	66.0	22.0
G25650-1628	16G-28FDLORX45	7100-92325	1	25.4	M36X2.0	40.9	1.22	30.9	4.87	123.7	3.10	78.8	28.0
G25650-2035	20G-35FDLORX45	7100-92335	1 1/4	31.8	M45X2.0	50	1.48	37.5	5.48	139.3	4.05	102.9	35.0

Female DIN 24° Cone Swivel - Light Series with O-Ring - 90° Bent Tube



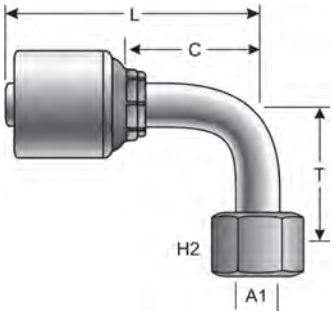

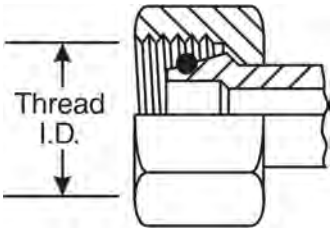

Part No.	Descr.	Prod. No.	⟷			H2	T		L		C		A1
			"	mm		mm	"	mm	"	mm	"	mm	mm
G25655-0406	4G-6FDLORX90	7100-95825	1/4	6.4	M12x1.5	14	1.38	35.1	2.27	57.6	1.34	34.0	6.0
G25655-0408	4G-8FDLORX90	7100-95845	1/4	6.4	M14X1.5	17	1.38	35.1	2.36	59.9	1.24	31.5	8.0
G25655-0410	4G-10FDLORX90	7100-95865	1/4	6.4	M16X1.5	19.1	1.44	36.5	2.27	57.6	1.34	34.0	10.0
G25655-0510	5G-10FDLORX90	7100-91725	5/16	7.9	M16X1.5	19.1	1.44	36.5	2.31	58.6	1.35	34.4	10.0
G25655-0610	6G-10FDLORX90	7100-96195	3/8	9.5	M16X1.5	19.1	1.44	36.5	2.37	60.2	1.27	32.2	10.0
G25655-0612	6G-12FDLORX90	7100-96215	3/8	9.5	M18X1.5	22.1	1.46	37.1	2.37	60.1	1.27	32.2	12.0
G25655-0615	6G-15FDLORX90	7100-96235	3/8	9.5	M22X1.5	26.9	1.65	41.9	2.37	60.1	1.27	32.2	15.0
G25655-0815	8G-15FDLORX90	7100-96505	1/2	12.7	M22X1.5	26.9	1.65	41.9	3.06	77.8	1.59	40.4	15.0
G25655-0818	8G-18FDLORX90	7100-96525	1/2	12.7	M26X1.5	32	2.03	51.5	3.21	81.5	1.73	44.0	18.0
G25655-1018	10G-18FDLORX90	7100-99555	5/8	15.9	M26X1.5	32	2.03	51.5	3.35	85.1	1.88	47.8	18.0
G25655-1218	12G-18FDLORX90	7100-96735	3/4	19.1	M26X1.5	32	2.03	51.5	3.95	100.3	1.94	49.3	18.0
G25655-1222	12G-22FDLORX90	7100-96755	3/4	19.1	M30X2.0	36.1	2.44	62.0	4.22	107.3	2.22	56.3	22.0
G25655-1628	16G-28FDLORX90	7100-92445	1	25.4	M36X2.0	40.9	2.76	70.1	4.69	119.1	2.93	74.3	28.0
G25655-2035	20G-35FDLORX90	7100-92455	1 1/4	31.8	M45X2.0	50	3.15	80.0	5.07	128.8	3.64	92.4	35.0

Male DIN 24° Cone - Heavy Series

See Accessories for Metric Bite Sleeves and Nuts.



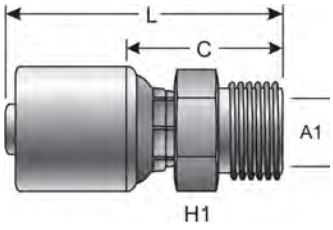

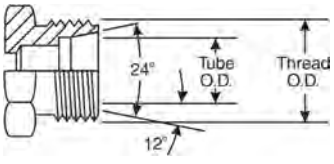

Part No.	Descr.	Prod. No.	⟷			H1	L		C		A1
			"	mm		mm	"	mm	"	mm	mm
G25715-0408	4G-8MDH	7100-15315	1/4	6.4	M16X1.5	17	2.09	53.1	1.06	27.0	8.0
G25715-0410	4G-10MDH	7100-15325	1/4	6.4	M18X1.5	19	2.07	52.5	1.04	26.5	10.0
G25715-0512	5G-12MDH	7100-93015	5/16	7.9	M20X1.5	22	2.04	51.9	1.09	27.7	12.0
G25715-0610	6G-10MDH	7100-15345	3/8	9.5	M18X1.5	19	2.17	55.1	1.07	27.1	10.0
G25715-0612	6G-12MDH	7100-15355	3/8	9.5	M20X1.5	24	2.26	57.5	1.17	29.6	12.0
G25715-0614	6G-14MDH	7100-15365	3/8	9.5	M22X1.5	24	2.34	59.5	1.24	31.6	14.0

Parts Continued On Next Page

Male DIN 24° Cone - Heavy Series - Continued

See Accessories for Metric Bite Sleeves and Nuts.

Part No.	Descr.	Prod. No.	⊖			H1	L		C		A1
			"	mm		mm	"	mm	"	mm	mm
G25715-0812	8G-12MDH	7100-28155	1/2	12.7	M20X1.5	24	2.42	61.5	1.14	29.0	12.0
G25715-0816	8G-16MDH	7100-05375	1/2	12.7	M24X1.5	27	2.72	69.1	1.24	31.5	16.0
G25715-1020	10G-20MDH	7100-99675	5/8	15.9	M30X2.0	32	2.87	73.0	1.40	35.5	20.0
G25715-1225	12G-25MDH	7100-25065	3/4	19.1	M36X2.0	41	3.58	91.0	1.58	40.1	25.0
G25715-1630	16G-30MDH	7100-92535	1	25.4	M42X2.0	46	3.48	88.3	1.67	42.4	30.0

Female DIN 24° Cone Swivel - Heavy Series with O-Ring



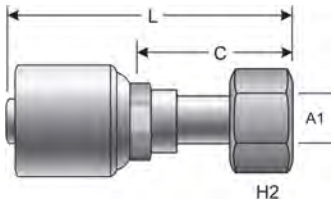

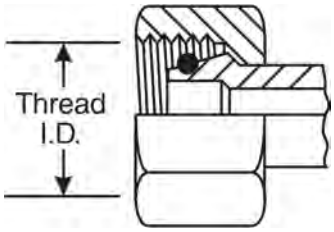

Part No.	Descr.	Prod. No.	⟷			H2	L		C		A1
			"	mm		mm	"	mm	"	mm	mm
G25720-0408	4G-8FDHORX	7100-95675	1/4	6.4	M16X1.5	19.1	2.14	54.4	1.04	26.5	8.0
G25720-0410	4G-10FDHORX	7100-95695	1/4	6.4	M18X1.5	22.1	2.18	55.3	1.08	27.5	10.0
G25720-0412	4G-12FDHORX	7100-25405	1/4	6.4	M20X1.5	24.1	2.19	55.7	1.04	26.5	12.0
G25720-0512	5G-12FDHORX	7100-92045	5/16	7.9	M20X1.5	24.1	2.28	57.9	1.18	30.0	12.0
G25720-0610	6G-10FDHORX	7100-96055	3/8	9.5	M18X1.5	22.1	2.17	55.1	1.07	27.1	10.0
G25720-0612	6G-12FDHORX	7100-96075	3/8	9.5	M20X1.5	24.1	2.19	55.5	1.09	27.6	12.0
G25720-0614	6G-14FDHORX	7100-96095	3/8	9.5	M22X1.5	26.9	2.28	57.9	1.19	30.1	14.0
G25720-0812	8G-12FDHORX	7100-28305	1/2	12.7	M20X1.5	24.1	2.76	70.1	1.28	32.4	12.0
G25720-0814	8G-14FDHORX	7100-96415	1/2	12.7	M22X1.5	26.9	2.68	68.1	1.20	30.5	14.0
G25720-0816	8G-16FDHORX	7100-96435	1/2	12.7	M24X1.5	30	2.61	66.4	1.24	31.5	16.0
G25720-1016	10G-16FDHORX	7100-99525	5/8	15.9	M24X1.5	30	2.80	71.1	1.32	33.5	16.0
G25720-1020	10G-20FDHORX	7100-99565	5/8	15.9	M30X2.0	36.1	2.87	73.0	1.40	35.5	20.0
G25720-1220	12G-20FDHORX	7100-99945	3/4	19.1	M30X2.0	36.1	3.52	89.5	1.52	38.5	20.0
G25720-1225	12G-25FDHORX	7100-99965	3/4	19.1	M36X2.0	46	3.54	89.9	1.54	39.1	25.0
G25720-1625	16G-25FDHORX	7100-93215	1	25.4	M36X2.0	46	4.04	102.5	1.80	45.7	25.0
G25720-1630	16G-30FDHORX	7100-92235	1	25.4	M42X2.0	50	3.71	94.1	1.94	49.2	30.0
G25720-2038	20G-38FDHORX	7100-92245	1 1/4	31.8	M52X2.0	60	4.10	104.1	2.28	57.8	38.1

Female DIN 24° Cone Swivel - Heavy Series with O-Ring - 45° Bent Tube



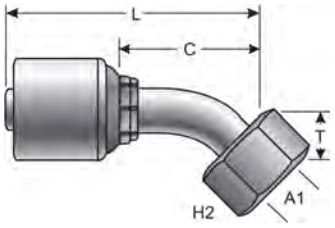

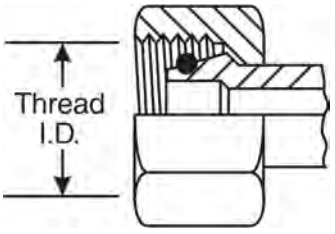

Part No.	Descr.	Prod. No.	⊖			H2	T		L		C		A1
			"	mm		mm	"	mm	"	mm	"	mm	mm
G25725-0408	4G-8FDHORX45	7100-95745	1/4	6.4	M16X1.5	19.1	0.64	16.2	2.47	62.6	1.54	39.1	8.0
G25725-0410	4G-10FDHORX45	7100-95765	1/4	6.4	M18X1.5	22.1	0.71	18.0	2.54	64.4	1.51	38.3	10.0
G25725-0610	6G-10FDHORX45	7100-96125	3/8	9.5	M18X1.5	22.1	0.73	18.6	2.70	68.6	1.59	40.5	10.0
G25725-0612	6G-12FDHORX45	7100-96145	3/8	9.5	M20X1.5	24.1	0.74	18.9	2.71	68.8	1.61	40.9	12.0
G25725-0614	6G-14FDHORX45	7100-96165	3/8	9.5	M22X1.5	26.9	0.83	21.0	2.79	70.9	1.69	43.0	14.0
G25725-0814	8G-14FDHORX45	7100-96465	1/2	12.7	M22X1.5	26.9	1.07	27.1	3.59	91.3	2.13	54.1	14.0
G25725-0816	8G-16FDHORX45	7100-96485	1/2	12.7	M24X1.5	30	0.85	21.6	3.38	85.9	1.91	48.5	16.0
G25725-1020	10G-20FDHORX45	7100-99575	5/8	15.9	M30X2.0	36.1	0.98	24.9	3.67	93.2	2.20	55.8	20.0
G25725-1220	12G-20FDHORX45	7100-96705	3/4	19.1	M30X2.0	36.1	0.98	24.9	4.31	109.4	2.30	58.4	20.0
G25725-1225	12G-25FDHORX45	7100-96725	3/4	19.1	M36X2.0	46	1.23	31.2	4.67	118.6	2.66	67.6	25.0

Female DIN 24° Cone Swivel - Heavy Series with O-Ring - 90° Bent Tube



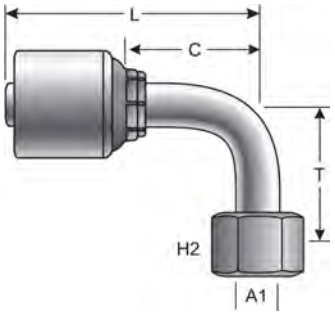

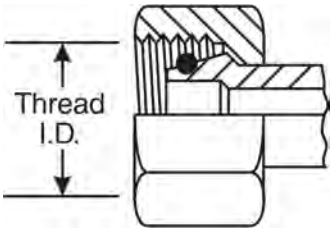

Part No.	Descr.	Prod. No.	⊖			H2	T		L		C		A1
			"	mm		mm	"	mm	"	mm	"	mm	mm
G25730-0408	4G-8FDHORX90	7100-95835	1/4	6.4	M16X1.5	19.1	1.38	35.1	2.36	59.9	1.34	34.0	8.0
G25730-0410	4G-10FDHORX90	7100-95855	1/4	6.4	M18X1.5	22.1	1.44	36.5	2.27	57.6	1.34	34.0	10.0
G25730-0512	5G-12FDHORX90	7100-91755	5/16	7.9	M20X1.5	24.1	1.46	37.1	2.32	58.9	1.22	31.0	12.0
G25730-0514	5G-14FDHORX90	7100-94845	5/16	7.9	M22X1.5	26.9	1.58	40.1	2.15	54.6	1.22	31.0	14.0
G25730-0610	6G-10FDHORX90	7100-96185	3/8	9.5	M18X1.5	22.1	1.44	36.5	2.37	60.1	1.27	32.2	10.0
G25730-0612	6G-12FDHORX90	7100-96205	3/8	9.5	M20X1.5	24.1	1.46	37.1	2.37	60.1	1.27	32.2	12.0
G25730-0614	6G-14FDHORX90	7100-96225	3/8	9.5	M22X1.5	26.9	1.58	40.1	2.37	60.3	1.28	32.4	14.0
G25730-0814	8G-14FDHORX90	7100-13005	1/2	12.7	M22X1.5	26.9	2.01	51.1	3.11	79.0	1.64	41.6	14.0

Parts Continued On Next Page

Female DIN 24° Cone Swivel - Heavy Series with O-Ring - 90° Bent Tube - Continued

Part No.	Descr.	Prod. No.	⊖			H2	T		L		C		A1
			"	mm		mm	"	mm	"	mm	"	mm	mm
G25730-0816	8G-16FDHORX90	7100-96515	1/2	12.7	M24X1.5	30	1.73	43.9	3.06	77.8	1.59	40.4	16.0
G25730-1020	10G-20FDHORX90	7100-99585	5/8	15.9	M30X2.0	36.1	2.01	51.1	3.31	84.1	1.84	46.8	20.0
G25730-1025	10G-25FDHORX90	7100-99605	5/8	15.9	M36X2.0	46	2.52	64.0	3.31	84.1	1.84	46.8	25.0
G25730-1220	12G-20FDHORX90	7100-96745	3/4	19.1	M30X2.0	36.1	2.01	51.1	3.95	100.3	1.94	49.3	20.0
G25730-1225	12G-25FDHORX90	7100-96765	3/4	19.1	M36X2.0	46	2.52	64.0	4.22	107.3	2.22	56.3	25.0
G25730-1625	16G-25FDHORX90	7100-94925	1	25.4	M36X2.0	46	2.99	75.9	5.43	137.9	3.19	81.0	25.0

Metric Light Stand Pipe

See Metric Stand Pipe Assembly in the Hose/Coupling Selection Section for sleeve and nut selection.
See Accessories for Metric Bite Sleeve and Metric Bite Nut part numbers.



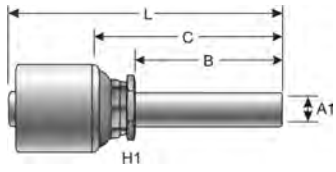

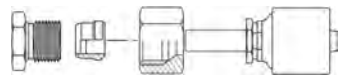

Part No.	Descr.	Prod. No.	⊖		H1	L		C		B		A1
			"	mm	"	"	mm	"	mm	"	mm	mm
G25750-0406	4G-6MSP	7100-28605	1/4	6.4	1/2	2.46	62.5	1.44	36.5	0.87	22.1	6.0
G25750-0610	6G-10MSP	7100-28845	3/8	9.5	5/8	2.62	66.5	1.56	39.6	0.91	23.1	10.0
G25750-0612	6G-12MSP	7100-28855	3/8	9.5	5/8	2.62	66.5	1.52	38.6	0.91	23.1	12.0

DIN Banjo



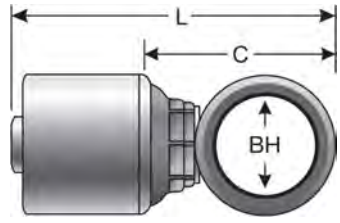

Part No.	Descr.	Prod. No.	⊖		L		C		BH
			"	mm	"	mm	"	mm	mm
G25770-0412	4G-12DBJ	7100-28645	1/4	6.4	2.02	51.4	1.11	28.2	12.1
G25770-0614	6G-14DBJ	7100-28515	3/8	9.5	2.30	58.4	1.20	30.5	14.1
G25770-0616	6G-16DBJ	7100-28525	3/8	9.5	2.20	55.8	1.28	32.4	16.1
G25770-0618	6G-18DBJ	7100-28535	3/8	9.5	2.28	57.9	1.35	34.4	18.1
G25770-0818	8G-18DBJ	7100-28195	1/2	12.7	2.65	67.2	1.37	34.8	18.1

Female French GAZ Swivel



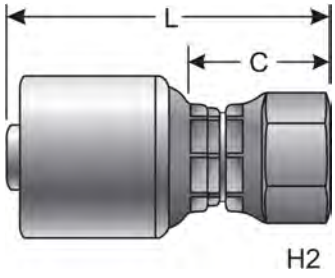

Part No.	Descr.	Prod. No.	⊖			H2	L		C	
			"	mm		mm	"	mm	"	mm
G25680-0817	8G-17FFGX	7100-96655	1/2	12.7	M24X1.5	30	2.40	61.0	0.93	23.5

Male British Standard Pipe Tapered



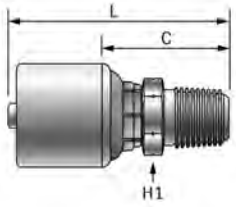

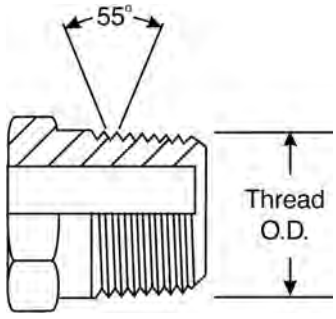

Part No.	Descr.	Prod. No.	⊖			H1	L		C	
			"	mm		mm	"	mm	"	mm
G25795-0606	6G-6MBSPT	7100-28865	3/8	9.5	3/8-19	19	1.95	49.5	1.03	26.1
G25795-0808	8G-8MBSPT	7100-28265	1/2	12.7	1/2-14	22	2.50	63.5	1.26	32.0
G25795-1212	12G-12MBSPT	7100-99925	3/4	19.1	3/4-14	32	3.50	88.9	1.50	38.1
G25795-1616	16G-16MBSPT	7100-91155	1	25.4	1-11	36	3.45	87.5	1.64	41.6

Male British Standard Pipe Parallel



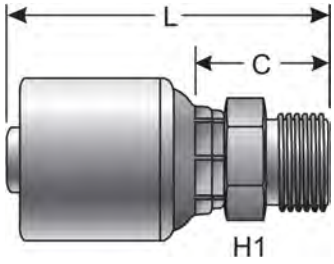

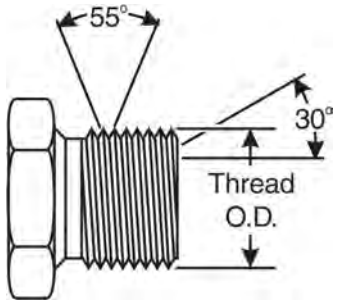

Part No.	Descr.	Prod. No.	⊖			H1	L		C	
			"	mm		mm	"	mm	"	mm
G25810-0404	4G-4MBSPP	7100-28695	1/4	6.4	1/4-19	19	2.13	54.1	1.00	25.5
G25810-0606	6G-6MBSPP	7100-28445	3/8	9.5	3/8-19	22	2.17	55.1	1.07	27.1
G25810-0608	6G-8MBSPP	7100-28455	3/8	9.5	1/2-14	27	2.36	59.9	1.26	32.0
G25810-0806	8G-6MBSPP	7100-28025	1/2	12.7	3/8-19	22	2.30	58.4	1.10	28.0
G25810-0808	8G-8MBSPP	7100-28035	1/2	12.7	1/2-14	27	2.72	69.1	1.22	31.0
G25810-1010	10G-10MBSPP	7100-99625	5/8	15.9	5/8-14	30	2.84	72.1	1.36	34.5
G25810-1012	10G-12MBSPP	7100-99655	5/8	15.9	3/4-14	32	2.91	74.0	1.44	36.5
G25810-1212	12G-12MBSPP	7100-99905	3/4	19.1	3/4-14	32	3.54	89.9	1.54	39.1
G25810-1616	16G-16MBSPP	7100-05575	1	25.4	1-11	41	3.98	101.1	1.74	44.2
G25810-2020	20G-20MBSPP	7100-05585	1 1/4	31.8	1 1/4-11	50	4.33	110.0	2.01	51.1

Female British Standard Parallel Pipe O-Ring Swivel

Includes O–Ring sealing in flare.



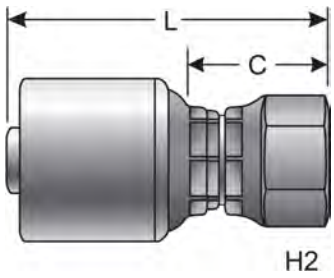

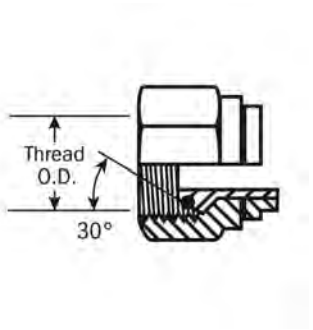

Part No.	Descr.	Prod. No.	⊖			H2	L		C	
			"	mm		mm	"	mm	"	mm
G25830-0402	4G-2FBSPPX*	7100-97325	1/4	6.4	1/8-28	14	1.62	41.1	0.71	18.0
G25830-0404	4G-4FBSPORX	7100-95915	1/4	6.4	1/4-19	19.1	1.69	42.9	0.67	17.0
G25830-0406	4G-6FBSPORX	7100-95925	1/4	6.4	3/8-19	22.1	2.82	71.6	0.71	18.0
G25830-0506	5G-6FBSPORX	7100-95025	5/16	7.9	3/8-19	22.1	2.13	54.1	0.71	18.0
G25830-0606	6G-6FBSPORX	7100-96295	3/8	9.5	3/8-19	22.1	1.74	44.2	0.64	16.2
G25830-0608	6G-8FBSPORX	7100-96305	3/8	9.5	1/2-14	26.9	1.80	45.8	0.71	17.9

**Does not contain an o-ring*

Parts Continued On Next Page

Female British Standard Parallel Pipe O-Ring Swivel - Continued

Includes O–Ring sealing in flare.

Part No.	Descr.	Prod. No.	⟷			H2	L		C	
			"	mm		mm	"	mm	"	mm
G25830-0806	8G-6FBSPORX	7100-97895	1/2	12.7	3/8-19	22.1	2.62	66.5	0.85	21.7
G25830-0808	8G-8FBSPORX	7100-96535	1/2	12.7	1/2-14	26.9	2.19	55.5	0.70	17.8
G25830-0810	8G-10FBSPORX	7100-96545	1/2	12.7	5/8-14	30	2.25	57.2	0.78	19.7
G25830-0812	8G-12FBSPORX	7100-96555	1/2	12.7	3/4-14	32	2.32	58.9	0.85	21.5
G25830-1010	10G-10FBSPORX	7100-99445	5/8	15.9	5/8-14	30	2.21	56.1	0.73	18.5
G25830-1012	10G-12FBSPORX	7100-99485	5/8	15.9	3/4-14	32	2.28	57.9	0.81	20.5
G25830-1212	12G-12FBSPORX	7100-99825	3/4	19.1	3/4-14	32	2.82	71.6	0.81	20.6
G25830-1216	12G-16FBSPORX	7100-99835	3/4	19.1	1-11	40.9	2.89	73.3	0.88	22.3
G25830-1616	16G-16FBSPORX	7100-95155	1	25.4	1-11	40.9	3.78	96.0	1.06	27.0
G25830-2020	20G-20FBSPORX	7100-95235	1 1/4	31.8	1 1/4-11	50	3.48	88.5	1.16	29.5

Female British Standard Parallel Pipe O-Ring Swivel - 45° Bent Tube

Includes O–Ring sealing in flare.



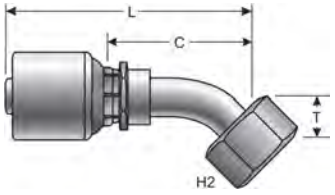

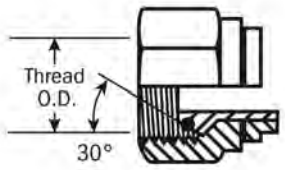

Part No.	Descr.	Prod. No.	⟷			H2	T		L		C	
			"	mm		mm	"	mm	"	mm	"	mm
G25831-0404	4G-4FBSPORX45	7100-95935	1/4	6.4	1/4-19	19.1	0.46	11.7	2.25	57.1	1.25	31.6
G25831-0606	6G-6FBSPORX45	7100-96315	3/8	9.5	3/8-19	22.1	0.60	15.2	2.63	66.9	1.54	39.1
G25831-0608	6G-8FBSPORX45	7100-96325	3/8	9.5	1/2-14	26.9	0.76	19.3	2.80	71.1	1.69	43.0
G25831-0808	8G-8FBSPORX45	7100-96565	1/2	12.7	1/2-14	26.9	0.66	16.8	3.21	81.5	1.73	43.9
G25831-0810	8G-10FBSPORX45	7100-96575	1/2	12.7	5/8-14	30	0.91	23.1	3.54	89.9	2.11	53.5
G25831-1010	10G-10FBSPORX45	7100-99455	5/8	15.9	5/8-14	30	0.84	21.3	3.53	89.6	2.05	52.1
G25831-1012	10G-12FBSPORX45	7100-99495	5/8	15.9	3/4-14	32	1.23	31.2	3.92	99.5	2.44	62.0
G25831-1212	12G-12FBSPORX45	7100-96795	3/4	19.1	3/4-14	32	1.11	28.3	4.54	115.4	2.54	64.4
G25831-1616	16G-16FBSPORX45	7100-91535	1	25.4	1-11	40.9	1.22	30.9	4.87	123.6	3.10	78.8
G25831-2020	20G-20FBSPORX45	7100-92715	1 1/4	31.8	1 1/4-11	50	1.48	37.5	5.50	139.7	4.05	102.9

Female British Standard Parallel Pipe O-Ring Swivel - 90° Bent Tube

Includes O–Ring sealing in flare.



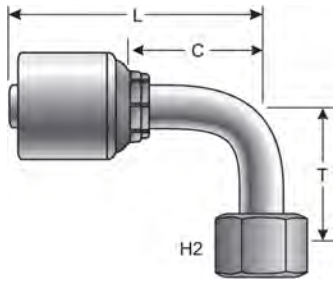

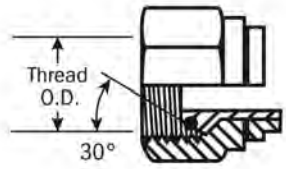

Part No.	Descr.	Prod. No.	⟷			H2	T		L		C	
			"	mm		mm	"	mm	"	mm	"	mm
G25832-0404	4G-4FBSPORX90	7100-95955	1/4	6.4	1/4-19	19.1	0.93	23.5	2.07	52.5	1.06	27.0
G25832-0606	6G-6FBSPORX90	7100-96335	3/8	9.5	3/8-19	22.1	1.26	32.0	2.44	62.0	1.34	34.0
G25832-0608	6G-8FBSPORX90	7100-96345	3/8	9.5	1/2-14	26.9	1.48	37.5	2.37	60.1	1.27	32.2
G25832-0808	8G-8FBSPORX90	7100-96585	1/2	12.7	1/2-14	26.9	1.47	37.3	3.07	78.0	1.59	40.5
G25832-0810	8G-10FBSPORX90	7100-96595	1/2	12.7	5/8-14	30	1.81	46.0	3.16	80.2	1.73	44.0
G25832-1010	10G-10FBSPORX90	7100-99465	5/8	15.9	5/8-14	30	1.81	46.0	3.31	84.1	1.84	46.6
G25832-1212	12G-12FBSPORX90	7100-96805	3/4	19.1	3/4-14	32	2.37	60.2	4.21	106.9	2.21	56.1
G25832-1216	12G-16FBSPORX90	7100-96815	3/4	19.1	1-11	40.9	2.76	70.1	4.42	112.2	2.41	61.2
G25832-1616	16G-16FBSPORX90	7100-91635	1	25.4	1-11	40.9	2.76	70.1	4.69	119.1	2.93	74.3
G25832-2020	20G-20FBSPORX90	7100-91645	1 1/4	31.8	1 1/4-11	50	3.15	80.0	5.07	128.8	3.64	92.4

Female British Standard Parallel Pipe O-Ring Swivel - 90° Block



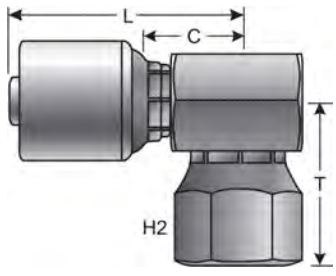

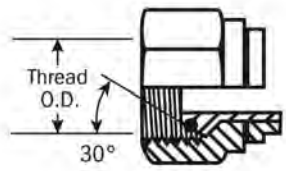

Part No.	Descr.	Prod. No.	⟷			H2	T		L		C	
			"	mm		mm	"	mm	"	mm	"	mm
G25845-0404	4G-4FBSPORX90BL	7100-28725	1/4	6.4	1/4-19	19.1	0.71	18.0	1.74	44.2	0.72	18.2
G25845-0606	6G-6FBSPORX90BL	7100-28885	3/8	9.5	3/8-19	22.1	0.85	21.5	1.71	43.5	0.79	20.0
G25845-0808	8G-8FBSPORX90BL	7100-28215	1/2	12.7	1/2-14	26.9	0.95	24.1	2.20	55.9	0.93	23.6
G25845-1616	16G-16FBSPORX90BL	7100-92585	1	25.4	1-11	40.9	1.42	36.1	3.17	80.5	1.36	34.6

HOSE/CPLG. SELECTION
EQUIPMENT
HOSE SPECIFICATION
GLOBALSPIRAL COUPLINGS
STAINLESS STEEL SPIRAL COUPLINGS
MEGACRIMP COUPLINGS
STAINLESS STEEL BRAID COUPLINGS
POWER CRIMP COUPLINGS
FIELD ATTACHABLE - TYPE T COUPLINGS
FIELD ATTACHABLE - C5 COUPLINGS
FIELD ATTACHABLE - LOCK-ON COUPLINGS
C14 COUPLINGS & ASSEMBLIES
GLP & GL COUPLINGS
GLX COUPLINGS
PCTS THERMOPLASTIC COUPLINGS
POLARSEAL COUPLINGS (ACA, ACB, ACC)
POWER STEERING CPLGS. & TOC ASSEMBLIES
ADAPTERS
QUICK DISCONNECT COUPLERS
BALL VALVES
LIVE SWIVELS
ACCESSORIES
AIR BRAKE CPLGS. & ASSEMBLIES
KITS
BRASS

British Standard Pipe Banjo



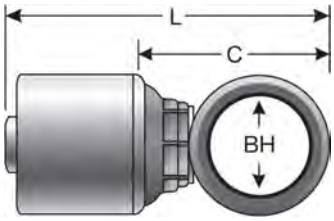

Part No.	Descr.	Prod. No.	⊖		L		C		BH
			"	mm	"	mm	"	mm	mm
G25850-0404	4G-4BSPBJ	7100-97305	1/4	6.4	2.10	53.3	1.18	30.0	13.2
G25850-0606	6G-6BSPBJ	7100-97635	3/8	9.5	2.20	55.8	1.26	32.0	16.8
G25850-0808	8G-8BSPBJ	7100-28125	1/2	12.7	2.78	70.7	1.50	38.2	21.0

Female British Flat-Face Swivel



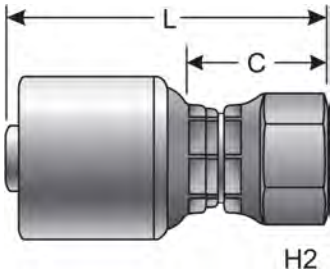

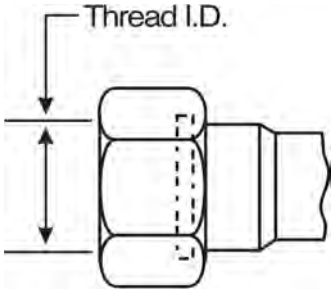

Part No.	Descr.	Prod. No.	⊖			H2	L		C	
			"	mm		mm	"	mm	"	mm
G25855-0608	6G-8FBFFX	7100-96385	3/8	9.5	1/2-14	26.9	1.73	43.9	0.63	16.1
G25855-0808	8G-8FBFFX	7100-96605	1/2	12.7	1/2-14	26.9	2.11	53.5	0.63	16.0
G25855-0812	8G-12FBFFX	7100-96625	1/2	12.7	3/4-14	32	2.03	51.5	0.55	14.0
G25855-1012	10G-12FBFFX	7100-99515	5/8	15.9	3/4-14	32	2.05	52.1	0.57	14.5

Female Komatsu Style Japanese Metric Swivel

Max. W.P. 5,000 psi.
These female swivels have been marked with two small notches on the hex to identify them as the Komatsu style.



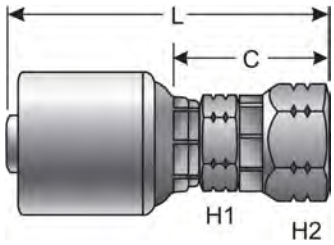

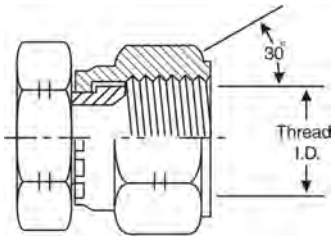

Part No.	Descr.	Prod. No.	⊖			H1	H2	L		C	
			"	mm		mm	mm	"	mm	"	mm
G25910-0404	4G-4FKX	7100-03625	1/4	6.4	M14X1.5	14	19.1	2.35	59.7	1.33	33.7
G25910-0606	6G-6FKX	7100-03645	3/8	9.5	M18X1.5	17	24.1	2.52	64.0	1.42	36.1
G25910-0808	8G-8FKX	7100-03655	1/2	12.7	M22X1.5	22	26.9	3.08	78.1	1.60	40.6
G25910-1010	10G-10FKX	7100-03665	5/8	15.9	M24X1.5	24	32	3.21	81.5	1.73	44.0
G25910-1212	12G-12FKX	7100-03675	3/4	19.1	M30X1.5	30	36.1	3.95	100.3	1.94	49.3
G25910-1616	16G-16FKX	7100-03685	1	25.4	M33X1.5	41	40.9	4.57	116.1	2.33	59.2

Female Komatsu Style Japanese Metric Swivel - 45° Bent Tube

Max. W.P. 5,000 psi.
These female swivels have been marked with two small notches on the hex to identify them as the Komatsu style.



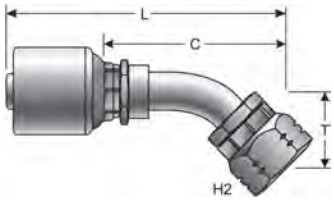

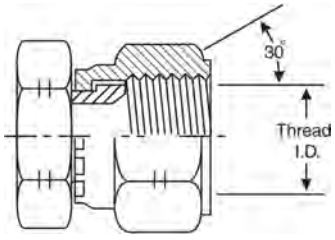

Part No.	Descr.	Prod. No.	⊖			H2	T		L		C	
			"	mm		mm	"	mm	"	mm	"	mm
G25911-0404	4G-4FKX45	7100-03035	1/4	6.4	M14X1.5	19.1	0.75	19.1	2.93	74.3	1.90	48.3
G25911-0606	6G-6FKX45	7100-03045	3/8	9.5	M18X1.5	24.1	1.10	28.0	3.64	92.4	2.54	64.4
G25911-0808	8G-8FKX45	7100-03055	1/2	12.7	M22X1.5	26.9	0.71	18.0	3.85	97.7	2.37	60.3

Female Komatsu Style Japanese Metric Swivel - 90° Bent Tube

Max. W.P. 5,000 psi.

These female swivels have been marked with two small notches on the hex to identify them as the Komatsu style.



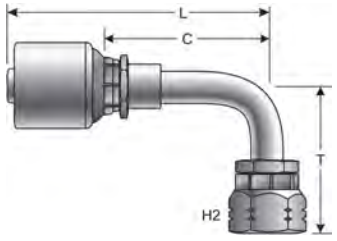

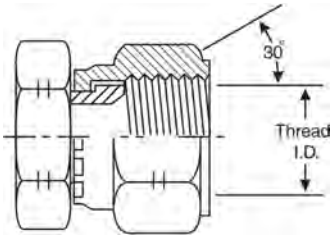

Part No.	Descr.	Prod. No.	⊖			H2		T		L		C	
			"	mm		"	mm	"	mm	"	mm	"	mm
G25913-0404	4G-4FKX90	7100-03125	1/4	6.4	M14X1.5	3/4	19.1	1.50	38.1	2.47	62.7	1.45	36.7
G25913-0808	8G-8FKX90	7100-03145	1/2	12.7	M22X1.5	1 1/16	26.9	1.38	35.1	3.63	92.2	2.15	54.7
G25913-1010	10G-10FKX90	7100-06795	5/8	15.9	M24X1.5	1 1/4	31.8	2.57	65.3	3.43	87.1	1.95	49.5
G25913-1212	12G-12FKX90	7100-03165	3/4	19.1	M30X1.5	1 27/64	36.1	2.48	63.0	5.34	135.5	3.33	84.5

Female Japanese Industrial Standard Swivel



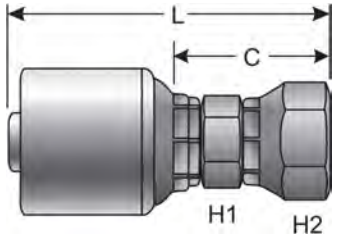

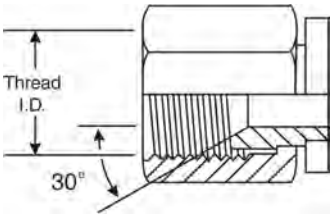

Part No.	Descr.	Prod. No.	⊖			H1	H2	L		C	
			"	mm		mm	mm	"	mm	"	mm
G25930-0404	4G-4FJISX	7100-03305	1/4	6.4	1/4-19	14	19.1	2.32	58.9	1.30	33.0
G25930-0606	6G-6FJISX	7100-03325	3/8	9.5	3/8-19	17	22.1	2.46	62.5	1.36	34.6
G25930-0808	8G-8FJISX	7100-03345	1/2	12.7	1/2-14	22	26.9	3.15	80.0	1.67	42.4
G25930-1212	12G-12FJISX	7100-03365	3/4	19.1	3/4-14	30	36.1	3.79	96.3	1.78	45.3
G25930-1616	16G-16FJISX	7100-03385	1	25.4	1-11	41	40.9	4.28	108.6	2.04	51.8
G25930-2020	20G-20FJISX	7100-03405	1 1/4	31.8	1 1/4-11	50	50	4.89	124.2	2.56	65.0

Male Quick-Lok™ High



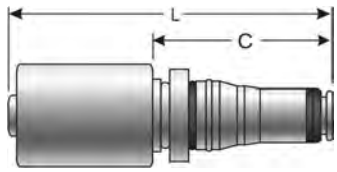

Part No.	Descr.	Prod. No.	⊖		L		C	
			"	mm	"	mm	"	mm
G25970-0404	4G-4MQLH	7209-32005	1/4	6.4	2.64	67.1.	1.61	41.0
G25970-0606	6G-6MQLH	7209-32025	3/8	9.5	2.72	69.1	1.62	41.1
G25970-0808	8G-8MQLH	7209-32055	1/2	12.7	3.11	79.0	1.63	41.5
G25970-1212	12G-12MQLH	7209-32105	3/4	19.1	3.66	93.0	1.65	42.0

Male Quick-Lok High - 45° Bent Tube



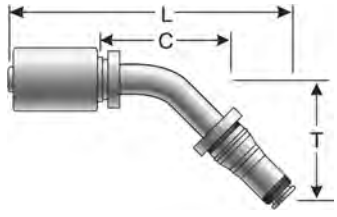

Part No.	Descr.	Prod. No.	⊖		T		L		C	
			"	mm	"	mm	"	mm	"	mm
G25971-0606	6G-6MQLH45S-008	7209-33015	3/8	9.5	0.33	8.3	3.21	81.6	2.11	53.7

HOSE/CPLG. SELECTION
EQUIPMENT
HOSE SPECIFICATION
GLOBALSPIRAL COUPLINGS
STAINLESS STEEL SPIRAL COUPLINGS
MEGACRIMP COUPLINGS
STAINLESS STEEL BRAID COUPLINGS
POWER CRIMP COUPLINGS
FIELD ATTACHABLE - TYPE T COUPLINGS
FIELD ATTACHABLE - C5 COUPLINGS
FIELD ATTACHABLE - LOCK-ON COUPLINGS
C14 COUPLINGS & ASSEMBLIES
GLP & GL COUPLINGS
GLX COUPLINGS
PCTS THERMOPLASTIC COUPLINGS
POLARSEAL COUPLINGS (ACA, ACB, ACC)
POWER STEERING CPLGS. & TOC ASSEMBLIES
ADAPTERS
QUICK DISCONNECT COUPLERS
BALL VALVES
LIVE SWIVELS
ACCESSORIES
AIR BRAKE CPLGS. & ASSEMBLIES
KITS
BRASS

Male Quick-Lok™ High - 90° Bent Tube



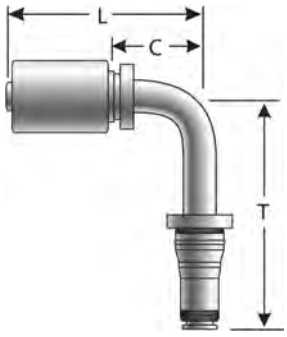

Part No.	Descr.	Prod. No.	⟷		T		L		C	
			"	mm	"	mm	"	mm	"	mm
G25972-0606	6G-6MQLH90S-020	7209-34045	3/8	9.5	0.79	20.1	2.47	62.8	1.37	34.8
G25972-0808	8G-8MQLH90S-026	7209-34085	1/2	12.7	1.01	25.6	3.16	80.3	1.69	42.9
G25972-1010	10G-10MQLH90S-033	7209-34115	5/8	15.9	1.29	32.8	3.55	90.1	2.07	52.6
G25972-1212	12G-12MQLH90S-037	7209-34155	3/4	19.1	1.45	36.8	4.34	110.1	2.33	59.1
G25973-0404	4G-4MQLH90L-039	7209-34015	1/4	6.4	1.54	39.1	2.19	55.6	1.17	29.6
G25973-0606	6G-6MQLH90L-046	7209-34055	3/8	9.5	1.79	45.5	2.40	61.0	1.30	33.0
G25973-0808	8G-8MQLH90L-057	7209-34095	1/2	12.7	2.22	56.5	3.04	77.1	1.56	39.7
G25973-1616	16G-16MQLH90L-103	7209-34215	1	25.4	4.06	103.0	4.87	123.7	2.63	66.9

Female Quick-Lok High to Male O-Ring Boss Adapter



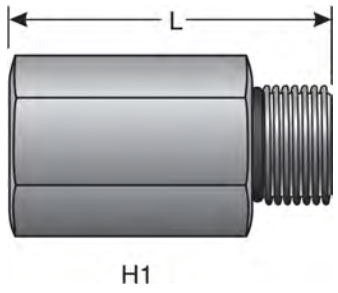

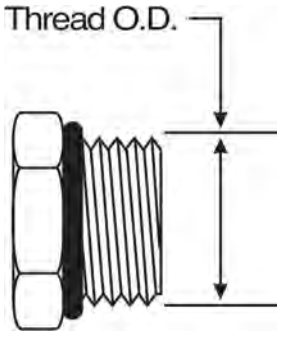

Part No.	Descr.	Prod. No.	⟷					H1	L	
			"	mm		mm	"	mm
G25974-0404	4FQLH-4MB	7209-05025	1/4	6.4	9/16-18	19	1.65	41.9
G25974-0406	4FQLH-6MB	7209-05035	1/4	6.4	9/16-18	19	1.65	41.9
G25974-0604	6FQLH-4MB	7209-05075	3/8	9.5	7/16-20	22	1.65	41.9
G25974-0606	6FQLH-6MB	7209-05085	3/8	9.5	9/16-18	22	1.69	42.9
G25974-0608	6FQLH-8MB	7209-05095	3/8	9.5	3/4-16	24	1.69	42.9
G25974-0806	8FQLH-6MB	7209-05135	1/2	12.7	9/16-18	24	1.71	43.5
G25974-0808	8FQLH-8MB	7209-05145	1/2	12.7	3/4-16	24	1.75	44.5
G25974-0810	8FQLH-10MB	7209-05155	1/2	12.7	7/8-14	27	1.81	46.0
G25974-1008	10FQLH-8MB	7209-05195	5/8	15.9	3/4-16	27	1.85	47.0

Parts Continued On Next Page

Female Quick-Lok High to Male O-Ring Boss Adapter - Continued

Part No.	Descr.	Prod. No.	⊖			H1	L	
			"	mm		mm	"	mm
G25974-1010	10FQLH-10MB	7209-05205	5/8	15.9	7/8-14	27	1.85	47.0
G25974-1012	10FQLH-12MB	7209-05215	5/8	15.9	1 1/16-12	32	1.89	48.0
G25974-1210	12FQLH-10MB	7209-05255	3/4	19.1	7/8-14	32	1.89	48.0
G25974-1212	12FQLH-12MB	7209-05265	3/4	19.1	1 1/16-12	32	1.97	50.0
G25974-1612	16FQLH-12MB	7209-05315	1	25.4	1 1/16-12	41	2.09	53.1
G25974-1616	16FQLH-16MB	7209-05325	1	25.4	1 5/16-12	41	1.97	50.0

Female Quick-Lok High to Female JIC 37° Flare



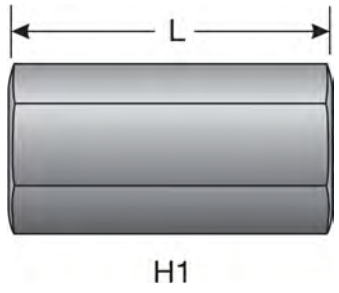

Part No.	Descr.	Prod. No.	⊖			H1	L	
			"	mm		mm	"	mm
G25976-0404	4FQLH-4FJ	7209-07505	1/4	6.4	7/16-20	19	1.69	42.9
G25976-0606	6FQLH-6FJ	7209-07535	3/8	9.5	9/16-18	22	1.69	42.9
G25976-0808	8FQLH-8FJ	7209-07565	1/2	12.7	3/4-16	24	1.81	46.0
G25976-1010	10FQLH-10FJ	7209-07595	5/8	15.9	7/8-14	27	1.93	49.0

HOSE/CPLG. SELECTION
EQUIPMENT
HOSE SPECIFICATION
GLOBALSPIRAL COUPLINGS
STAINLESS STEEL SPIRAL COUPLINGS
MEGACRIMP COUPLINGS
STAINLESS STEEL BRAID COUPLINGS
POWER CRIMP COUPLINGS
FIELD ATTACHABLE - TYPE T COUPLINGS
FIELD ATTACHABLE - C5 COUPLINGS
FIELD ATTACHABLE - LOCK-ON COUPLINGS
C14 COUPLINGS & ASSEMBLIES
GLP & GL COUPLINGS
GLX COUPLINGS
PCTS THERMOPLASTIC COUPLINGS
POLARSEAL COUPLINGS (ACA, ACB, ACC)
POWER STEERING CPLGS. & TOC ASSEMBLIES
ADAPTERS
QUICK DISCONNECT COUPLERS
BALL VALVES
LIVE SWIVELS
ACCESSORIES
AIR BRAKE CPLGS. & ASSEMBLIES
KITS
BRASS

Female Quick-Lok High to Female Flat Face



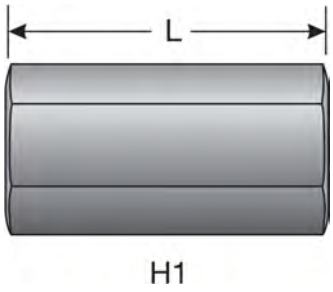

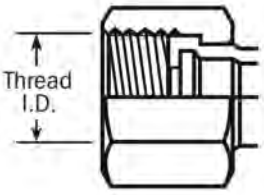

Part No.	Descr.	Prod. No.	⟷					H1	L	
			"	mm			mm	"	mm
G25978-0606	6FQLH-6FFOR	7209-07695	3/8	9.5	11/16-16		22	1.60	40.6
G25978-0808	8FQLH-8FFOR	7209-07705	1/2	12.7	13/16-16		24	1.66	42.2
G25978-1010	10FQLH-10FFOR	7209-07715	5/8	15.9	1-14		30	1.71	43.4
G25978-1212	12FQLH-12FFOR	7209-07725	3/4	19.1	1 3/16-12		36	1.77	45.0

Male Quick-Lok Low



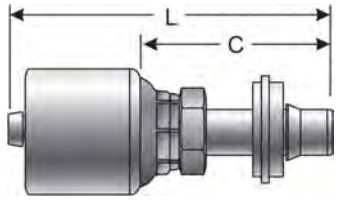

Part No.	Descr.	Prod. No.	⟷		L		C	
			"	mm	"	mm	"	mm
G25980-0406	4G-6MQLL	7101-51225	1/4	6.4	2.68	68.1	1.65	42.0
G25980-0606	6G-6MQLL	7101-51015	3/8	9.5	2.76	70.1	1.66	42.1

Male Quick-Lok Low - 45° Bent Tube



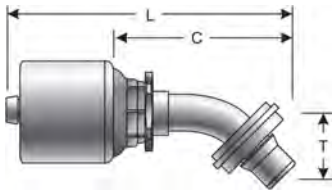

Part No.	Descr.	Prod. No.	⊖		T		L		C	
			"	mm	"	mm	"	mm	"	mm
G25981-1212L	12G-12MQLL45-038	7101-52325	3/4	19.1	1.50	38.1	5.35	135.9	3.35	85.1

Male Quick-Lok Low - 90° Bent Tube



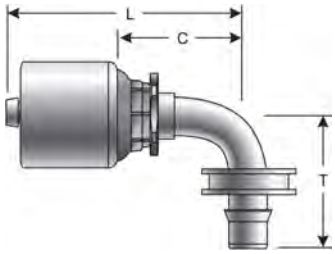

Part No.	Descr.	Prod. No.	⊖		T		L		C	
			"	mm	"	mm	"	mm	"	mm
G25982-0606	6G-6MQLL90-051	7101-52265	3/8	9.5	2.00	50.8	2.60	66.0	1.50	38.1
G25982-1212	12G-12MQLL90-061	7101-51615	3/4	19.1	2.40	61.0	4.25	108.0	2.24	57.0
G25983-0606	6G-6MQLL90-117	7101-51935	3/8	9.5	4.61	117.2	2.60	66.0	1.50	38.1
G25984-0606	6G-6MQLL90-168	7101-51775	3/8	9.5	7.10	180.3	2.60	66.0	1.50	38.1

HOSE/CPLG. SELECTION
EQUIPMENT
HOSE SPECIFICATION
GLOBALSPIRAL COUPLINGS
STAINLESS STEEL SPIRAL COUPLINGS
MEGACRIMP COUPLINGS
STAINLESS STEEL BRAID COUPLINGS
POWER CRIMP COUPLINGS
FIELD ATTACHABLE - TYPE T COUPLINGS
FIELD ATTACHABLE - C5 COUPLINGS
FIELD ATTACHABLE - LOCK-ON COUPLINGS
C14 COUPLINGS & ASSEMBLIES
GLP & GL COUPLINGS
GLX COUPLINGS
PCTS THERMOPLASTIC COUPLINGS
POLARSEAL COUPLINGS (ACA, ACB, ACC)
POWER STEERING CPLGS. & TOC ASSEMBLIES
ADAPTERS
QUICK DISCONNECT COUPLERS
BALL VALVES
LIVE SWIVELS
ACCESSORIES
AIR BRAKE CPLGS. & ASSEMBLIES
KITS
BRASS

NOTES

HYDRAULIC HOSE
FOR STAINLESS STEEL BRAID COUPLINGS

	STAINLESS STEEL BRAID COUPLINGS																
Ferrule	**B1F-1SS**						**B1F-2SS**							**B1F-3SS**		**B1F-4SS**	
Dash Size	**4**	**6**	**8**	**10**	**12**	**20**	**4**	**6**	**8**	**12**	**16**	**24**	**32**	**4**	**16**	**24**	**32**
Clean Master Pressure Washer																	
EFG3K																	
G1																	
G2XH																	
M2T																	
M3K																	
M4K																	
M5K																	
M6K																	
MXG4K-XTP																	
MXT																	
MXT-XTP																	
MegaTech 1000																	
MegaTech II																	
Plant Master 200																	
Plant Master Xtreme 501 AR																	
Thermo AG 570 /800																	

The Gates eCrimp program is a web-based utility which allows users and distributors of Gates hydraulic and industrial hose products to find and print the most up to date crimp specifications with nothing more than an internet browser. This program can be used to find crimp data for all Gates crimpers. Custom result may be printed by selecting the crimper, hose and coupling. Optionally results may also be limited by die set and working pressure. The eCrimp web application can be directly accessed from a web browser by entering http://eCrimp.Gates.com for the website. The eCrimp mobile app is available for download for the iPhone and iPad from the App Store.

HOSE/CPLG. SELECTION
EQUIPMENT
HOSE SPECIFICATION
GLOBALSPIRAL COUPLINGS
STAINLESS STEEL SPIRAL COUPLINGS
MEGACRIMP COUPLINGS
STAINLESS STEEL BRAID COUPLINGS
POWER CRIMP COUPLINGS
FIELD ATTACHABLE - TYPE T COUPLINGS
FIELD ATTACHABLE - C5 COUPLINGS
FIELD ATTACHABLE - LOCK-ON COUPLINGS
C14 COUPLINGS & ASSEMBLIES
GLP & GL COUPLINGS
GLX COUPLINGS
PCTS THERMOPLASTIC COUPLINGS
POLARSEAL COUPLINGS (ACA, ACB, ACC)
POWER STEERING CPLGS. & TOC ASSEMBLIES
ADAPTERS
QUICK DISCONNECT COUPLERS
BALL VALVES
LIVE SWIVELS
ACCESSORIES
AIR BRAKE CPLGS. & ASSEMBLIES
KITS
BRASS

HOSE/CPLG. SELECTION
EQUIPMENT
HOSE SPECIFICATION
GLOBALSPIRAL COUPLINGS
STAINLESS STEEL SPIRAL COUPLINGS
MEGACRIMP COUPLINGS
STAINLESS STEEL BRAID COUPLINGS
POWER CRIMP COUPLINGS
FIELD ATTACHABLE - TYPE T COUPLINGS
FIELD ATTACHABLE - C5 COUPLINGS
FIELD ATTACHABLE - LOCK-ON COUPLINGS
C14 COUPLINGS & ASSEMBLIES
GLP & GL COUPLINGS
GLX COUPLINGS
PCTS THERMOPLASTIC COUPLINGS
POLARSEAL COUPLINGS (ACA, ACB, ACC)
POWER STEERING CPLGS. & TOC ASSEMBLIES
ADAPTERS
QUICK DISCONNECT COUPLERS
BALL VALVES
LIVE SWIVELS
ACCESSORIES
AIR BRAKE CPLGS. & ASSEMBLIES
KITS
BRASS

Male Pipe (NPTF - 30° Cone Seat)



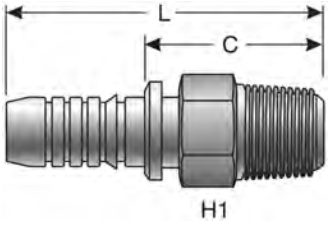

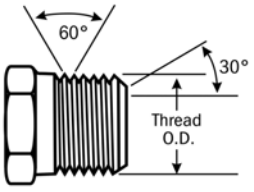

Part No.	Descr.	Prod. No.	⊖			H1		L		C	
			"	mm		"	mm	"	mm	"	mm
G17100-0404	4B-4MP-SS	7362-00245	1/4	6.4	1/4-18	9/16	14.3	2.16	54.9	1.14	29.0
G17100-0606	6B-6MP-SS	7362-00275	3/8	9.5	3/8-18	11/16	17.5	2.32	58.9	1.22	31.0
G17100-0808	8B-8MP-SS	7362-00295	1/2	12.7	1/2-14	7/8	22.4	2.89	73.4	1.46	37.1
G17100-1212	12B-12MP-SS	7362-00325	3/4	19.1	3/4-14	1 1/16	27	3.21	81.5	1.51	38.3
G17100-1616	16B-16MP-SS	7362-00355	1	25.4	1-11 1/2	1 3/8	35	3.62	91.9	1.91	48.6
G17100-2020	20B-20MP-SS	7362-00385	1 1/4	31.8	1 1/4-11 1/2	1 3/4	44.5	4.45	113.0	2.15	54.6
G17100-2424	24B-24MP-SS	7362-00405	1 1/2	38.1	1 1/2-11 1/2	2	50.8	5.24	133.1	2.34	59.4
G17100-3232	32B-32MP-SS	7362-00425	2	50.8	2-11 1/2	2 1/2	63.5	6.05	153.7	2.43	61.7

Female JIC 37° Flare Swivel



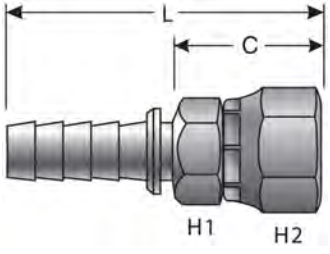

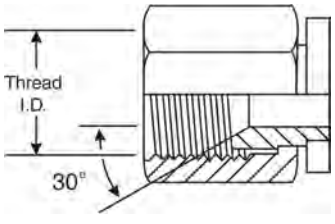

Part No.	Descr.	Prod. No.	⊖			H1		H2		L		C	
			"	mm		"	mm	"	mm	"	mm	"	mm
G17170-0606	6B-6FJX-SS	7362-01225	3/8	9.5	9/16-18	5/8	15.8	3/4	19.1	2.35	59.7	1.26	32.0
G17170-1212	12B-12FJX-SS	7362-01315	3/4	19.1	1 1/16-12	1 1/16	26.9	1 1/4	31.8	3.41	86.6	1.71	43.4
G17170-1616	16B-16FJX-SS	7362-01375	1	25.4	1 5/16-12	1 3/8	34.8	1 1/2	38.1	3.66	93.0	1.95	49.5
G17170-2020	20B-20FJX-SS	7362-01405	1 1/4	31.8	1 5/8-12	1 7/8	47.6	2	50.8	4.72	119.9	2.42	61.5
G17170-2424	24B-24FJX-SS	7362-01435	1 1/2	38.1	1 7/8-12	2	50.8	2 1/4	57.2	5.39	136.9	2.50	63.5
G17170-3232	32B-32FJX-SS	7362-01465	2	50.8	2 1/2-12	2 3/4	69.9	3	76.2	6.48	164.6	2.86	72.6

Female JIC 37° Flare Swivel - 45° Bent Tube



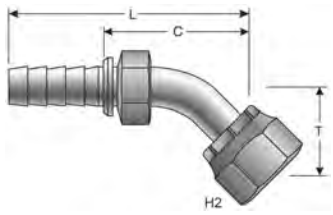

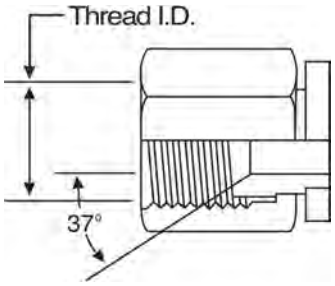

Part No.	Descr.	Prod. No.	⊖			H2		T		L		C	
			"	mm		"	mm	"	mm	"	mm	"	mm
G17174-0606	6B-6FJX45S-SS	7362-11235	3/8	9.5	9/16-18	3/4	19.1	0.43	11.0	2.94	74.6	1.84	46.7
G17174-1212	12B-12FJX45S-SS	7362-11345	3/4	19.1	1 1/16-12	1 1/4	31.8	0.83	21.0	5.27	133.8	3.56	90.5
G17174-1616	16B-16FJX45S-SS	7362-11385	1	25.4	1 5/16-12	1 1/2	38.1	0.94	23.9	5.06	128.5	3.36	85.3

Female JIC 37° Flare Swivel - 90° Bent Tube



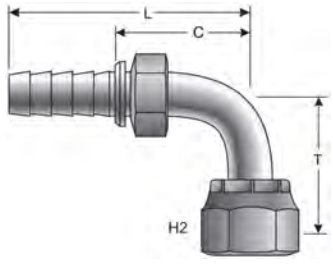

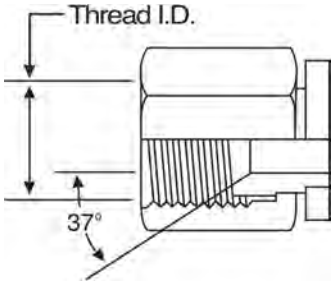

Part No.	Descr.	Prod. No.	⊖			H2		T		L		C	
			"	mm		"	mm	"	mm	"	mm	"	mm
G17180-0606	6B-6FJX90M-SS	7362-21265	3/8	9.5	9/16-18	3/4	19.1	1.50	38.1	2.13	54.1	1.03	26.2
G17180-1212	12B-12FJX90M-SS	7362-21455	3/4	19.1	1 1/16-12	1 1/4	31.8	2.28	57.9	3.81	96.8	2.11	53.5
G17180-1616	16B-16FJX90M-SS	7362-21555	1	25.4	1 5/16-12	1 1/2	38.1	2.80	71.1	4.37	111.0	2.66	67.6

HOSE/CPLG. SELECTION
EQUIPMENT
HOSE SPECIFICATION
GLOBALSPIRAL COUPLINGS
STAINLESS STEEL SPIRAL COUPLINGS
MEGACRIMP COUPLINGS
STAINLESS STEEL BRAID COUPLINGS
POWER CRIMP COUPLINGS
FIELD ATTACHABLE - TYPE T COUPLINGS
FIELD ATTACHABLE - C5 COUPLINGS
FIELD ATTACHABLE - LOCK-ON COUPLINGS
C14 COUPLINGS & ASSEMBLIES
GLP & GL COUPLINGS
GLX COUPLINGS
PCTS THERMOPLASTIC COUPLINGS
POLARSEAL COUPLINGS (ACA, ACB, ACC)
POWER STEERING CPLGS. & TOC ASSEMBLIES
ADAPTERS
QUICK DISCONNECT COUPLERS
BALL VALVES
LIVE SWIVELS
ACCESSORIES
AIR BRAKE CPLGS. & ASSEMBLIES
KITS
BRASS

Female SAE 45° Flare Swivel



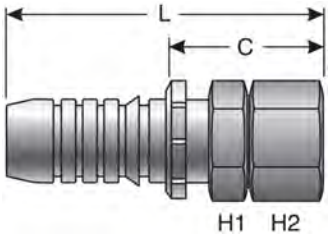

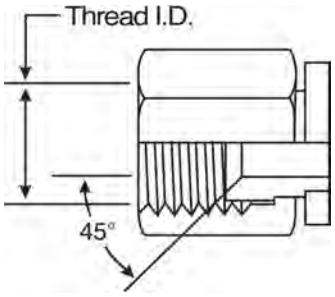

Part No.	Descr.	Prod. No.	⊖			H1		H2		L		C	
			"	mm		"	mm	"	mm	"	mm	"	mm
G17200-1212	12B-12FSX-SS	7362-01335	3/4	19.1	1 1/16-14	1 1/16	26.9	1 1/4	31.8	3.41	86.6	1.71	43.4

Dual Seat Female JIC 37°/SAE 45° Flare Swivel



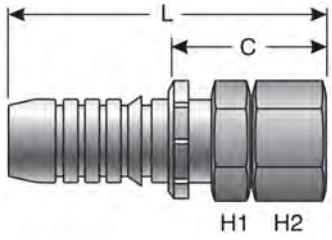

Part No.	Descr.	Prod. No.	⊖			H1		H2		L		C	
			"	mm		"	mm	"	mm	"	mm	"	mm
G17210-0404	4B-4FJSX-SS	7362-01205	1/4	6.4	7/16-20	1/2	12.7	9/16	14.2	2.24	56.9	1.22	31.0
G17210-0808	8B-8FJSX-SS	7362-01265	1/2	12.7	3/4-16	13/16	20.6	7/8	22.1	2.82	71.6	1.38	35.1
G17210-1010	10B-10FJSX-SS	7362-01285	5/8	15.9	7/8-14	15/16	23.6	1 1/16	26.9	3.06	77.7	1.62	41.1

Dual Seat Female JIC 37°/SAE 45° Flare Swivel - 45° Bent Tube



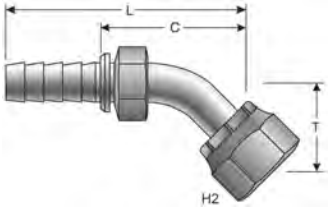

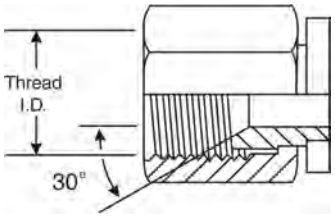

Part No.	Descr.	Prod. No.	⊖			H2		T		L		C	
			"	mm		"	mm	"	mm	"	mm	"	mm
G17211-0404	4B-4FJSX45S-SS	7362-11205	1/4	6.4	7/16-20	9/16	14.2	0.39	10.0	2.59	65.7	1.56	39.6

Parts Continued On Next Page

Dual Seat Female JIC 37°/SAE 45° Flare Swivel - 45° Bent Tube - Continued

Part No.	Descr.	Prod. No.	⟷		H2		T		L		C	
			"	mm		"	mm	"	mm	"	mm	"	mm
G17211-0808	8B-8FJSX45S-SS	7362-11285	1/2	12.7	3/4-16	7/8	22.4	0.59	15.0	3.65	92.7	2.22	56.4
G17211-1010	10B-10FJSX45S-SS	7362-11305	5/8	15.9	7/8-14	1 1/16	26.9	0.63	16.0	4.04	102.6	2.60	66.0

Dual Seat Female JIC 37°/SAE 45° Flare Swivel - 90° Bent Tube



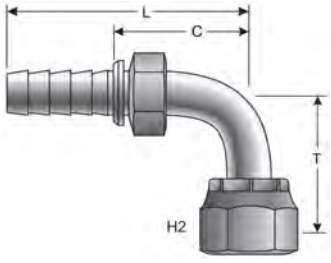

Part No.	Descr.	Prod. No.	⟷			H2		T		L		C	
			"	mm		"	mm	"	mm	"	mm	"	mm
G17212-0404	4B-4FJSX90S-SS	7362-21205	1/4	6.4	7/16-20	9/16	14.2	0.83	21.0	2.08	52.8	1.06	26.9
G17212-0808	8B-8FJSX90S-SS	7362-21345	1/2	12.7	3/4-16	7/8	22.1	1.14	29.0	3.30	83.8	1.87	47.5
G17212-1010	10B-10FJSX90S-SS	7362-21395	5/8	15.9	7/8-14	1 1/16	26.9	1.26	32.0	3.37	85.7	1.93	49.1
G17213-0404	4B-4FJSX90M-SS	7362-21215	1/4	6.4	7/16-20	9/16	14.2	1.26	32.0	1.92	48.8	0.90	22.9
G17213-0808	8B-8FJSX90M-SS	7362-21355	1/2	12.7	3/4-16	7/8	22.1	1.61	40.9	2.84	72.1	1.40	35.6
G17213-1010	10B-10FJSX90M-SS	7362-21405	5/8	15.9	7/8-14	1 1/16	26.9	1.85	47.0	3.06	77.7	1.61	41.0

Female Flat-Face O-Ring Swivel Metric Hex



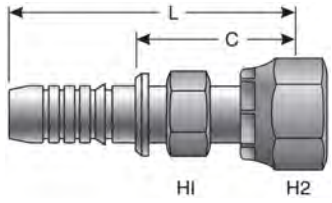

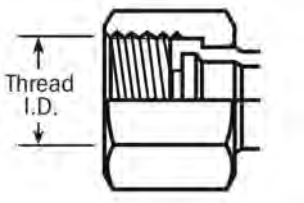

Part No.	Descr.	Prod. No.	⟷			H1		H2		L		C	
			"	mm		"	mm	"	mm	"	mm	"	mm
G17230-0404	4B-4FFORX-SS	7362-03045	1/4	6.4	9/16-18	35/64	14	43/64	17	2.15	54.5	1.12	28.4
G17230-0606	6B-6FFORX-SS	7362-03065	3/8	9.5	11/16-16	43/64	17	7/8	22	2.70	68.6	2.32	58.9
G17230-0808	8B-8FFORX-SS	7362-03085	1/2	12.7	13/16-16	7/8	22.2	61/64	24.1	2.89	73.4	1.46	37.1
G17230-1010	10B-10FFORX-SS	7362-03105	5/8	15.9	1-14	61/64	24	1 11/64	30	3.09	78.5	1.66	42.2

Parts Continued On Next Page

Female Flat-Face O-Ring Swivel Metric Hex - Continued

Part No.	Descr.	Prod. No.	⊖			H1		H2		L		C	
			"	mm		"	mm	"	mm	"	mm	"	mm
G17230-1212	12B-12FFORX-SS	7362-03125	3/4	19.1	1 3/16-12	1 11/64	30	1 27/64	36.1	3.43	87.1	1.72	43.7
G17230-1616	16B-16FFORX-SS	7362-03145	1	25.4	1 7/16-12	1 27/64	36	1 39/64	40.9	3.98	101.1	2.27	57.7
G17230-2020	20B-20FFORX-SS	7362-03165	1 1/4	31.8	1 11/16-12	1 13/16	46	1 39/64	40.9	4.88	124.0	2.58	65.5
G17230-2424	24B-24FFORX-SS	7362-03185	1 1/2	38.1	2-12	1 31/32	50	2 23/64	60	5.51	140.0	2.61	66.3

Female Flat-Face O-Ring Swivel - 45° Bent Tube - Short



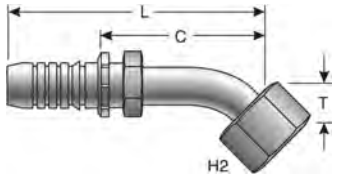

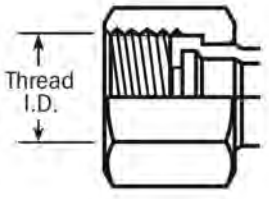

Part No.	Descr.	Prod. No.	⊖			H1		H2		L		C	
			"	mm		"	mm	"	mm	"	mm	"	mm
G17234-1616	16B-16FFORX45S-SS	7362-03665	1	25.4	1 7/16-12	1 27/64	36	1 39/64	40.9	5.36	136.2	3.65	92.7

Code 61 O-Ring Flange



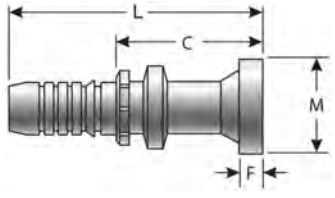

Part No.	Descr.	Prod. No.	⊖		M		L		C		F	
			"	mm	"	mm	"	mm	"	mm	"	mm
G17300-2424	24B-24FL-SS	7362-04475	1 1/2	38.1	2.38	60.5	5.89	149.6	2.99	75.9	0.32	8.1
G17300-3232	32B-32FL-SS	7362-04205	2	50.8	2.81	71.4	6.27	159.3	2.65	67.3	0.38	9.7

Female DIN 24° Cone Swivel - Heavy Series with O-Ring



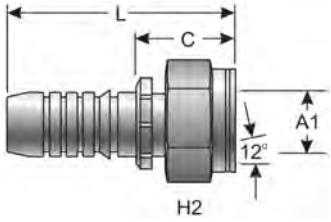

Part No.	Descr.	Prod. No.	⊖			H2	L		C		A1
			"	mm		mm	"	mm	"	mm	mm
G17720-0410	4B-10FDHORX-SS	7362-91665	1/4	6.4	M18X1.5	22.1	2.24	56.9	1.22	31.0	10.0
G17720-0612	6B-12FDHORX-SS	7362-91695	3/8	9.5	M20X1.5	24	2.36	60.0	1.26	32.1	12.0
G17720-0816	8B-16FDHORX-SS	7362-91725	1/2	12.7	M24X1.5	30	2.80	71.1	1.36	34.5	16.0
G17720-1220	12B-20FDHORX-SS	7362-91755	3/4	19.1	M30X2.0	36.1	3.23	82.0	1.52	38.6	20.0
G17720-1625	16B-25FDHORX-SS	7362-91775	1	25.4	M36X2.0	40.9	3.62	91.9	1.92	48.8	25.0
G17720-1630	16B-30FDHORX-SS	7362-91785	1	25.4	M42X2.0	50	3.72	94.5	2.02	51.3	30.0
G17720-2038	20B-38FDHORX-SS	7362-91795	1 1/4	31.8	M52X2.0	60	4.84	122.9	2.54	64.5	38.1

Non-Skive Ferrules





Part No.	Descr.	Prod. No.	⊖		L	
			"	mm	"	mm
G17995-0104	4B1F-1SS	7362-51305	1/4	6.4	1.25	31.8
G17995-0106	6B1F-1SS	7362-51425	3/8	9.5	1.20	30.5
G17995-0208	8B1F-1SS	7362-51465	1/2	12.7	1.47	37.3
G17995-0210	10B1F-1SS	7362-51475	5/8	15.9	1.47	37.3
G17995-0212	12B1F-1SS	7362-51505	3/4	19.1	1.69	42.9
G17995-0220	20B1F-1SS	7362-51545	1 1/4	31.8	2.41	61.2
G17995-0204	4B1F-2SS	7362-51415	1/4	6.4	1.04	26.3
G17995-0206	6B1F-2SS	7362-51435	3/8	9.5	1.20	30.5
G17995-0212D	12B1F-2SS	7362-51565	3/4	19.1	1.65	41.9
G17995-0216D	16B1F-2SS	7362-51885	1	25.4	1.97	50.0
G17995-0224	24B1F-2SS	7362-51665	1 1/2	38.1	2.98	75.8
G17995-0232	32B1F-2SS	7362-51705	2	50.8	3.54	89.9
G17995-0216	16B1F-3SS	7362-51865	1	25.4	1.69	42.9
G17995-0424	24B1F-4SS	7362-51675	1 1/2	38.1	3.01	76.5

Parts Continued On Next Page

Non-Skive Ferrules - Continued

Part No.	Descr.	Prod. No.	⊖		L	
			"	mm	"	mm
G17995-0432	32B1F-4SS	7362-51725	2	50.8	3.58	91.0

HYDRAULIC HOSE
FOR POWER CRIMP COUPLINGS

	POWER CRIMP COUPLINGS		
Ferrule	**PC1FS**	**PC2F-2**	
Dash Size	**3**	**3**	**4**
C5E			
G1			
GTH			
M3K			
Plant Master Xtreme 250			
RFS			
RLA-30R2			

The Gates eCrimp program is a web-based utility which allows users and distributors of Gates hydraulic and industrial hose products to find and print the most up to date crimp specifications with nothing more than an internet browser. This program can be used to find crimp data for all Gates crimpers. Custom result may be printed by selecting the crimper, hose and coupling. Optionally results may also be limited by die set and working pressure. The eCrimp web application can be directly accessed from a web browser by entering http://eCrimp.Gates.com for the website. The eCrimp mobile app is available for download for the iPhone and iPad from the App Store.

HOSE/CPLG. SELECTION
EQUIPMENT
HOSE SPECIFICATION
GLOBALSPIRAL COUPLINGS
STAINLESS STEEL SPIRAL COUPLINGS
MEGACRIMP COUPLINGS
STAINLESS STEEL BRAID COUPLINGS
POWER CRIMP COUPLINGS
FIELD ATTACHABLE - TYPE T COUPLINGS
FIELD ATTACHABLE - C5 COUPLINGS
FIELD ATTACHABLE - LOCK-ON COUPLINGS
C14 COUPLINGS & ASSEMBLIES
GLP & GL COUPLINGS
GLX COUPLINGS
PCTS THERMOPLASTIC COUPLINGS
POLARSEAL COUPLINGS (ACA, ACB, ACC)
POWER STEERING CPLGS. & TOC ASSEMBLIES
ADAPTERS
QUICK DISCONNECT COUPLERS
BALL VALVES
LIVE SWIVELS
ACCESSORIES
AIR BRAKE CPLGS. & ASSEMBLIES
KITS
BRASS

HOSE/CPLG. SELECTION
EQUIPMENT
HOSE SPECIFICATION
GLOBALSPIRAL COUPLINGS
STAINLESS STEEL SPIRAL COUPLINGS
MEGACRIMP COUPLINGS
STAINLESS STEEL BRAID COUPLINGS
POWER CRIMP COUPLINGS
FIELD ATTACHABLE - TYPE T COUPLINGS
FIELD ATTACHABLE - C5 COUPLINGS
FIELD ATTACHABLE - LOCK-ON COUPLINGS
C14 COUPLINGS & ASSEMBLIES
GLP & GL COUPLINGS
GLX COUPLINGS
PCTS THERMOPLASTIC COUPLINGS
POLARSEAL COUPLINGS (ACA, ACB, ACC)
POWER STEERING CPLGS. & TOC ASSEMBLIES
ADAPTERS
QUICK DISCONNECT COUPLERS
BALL VALVES
LIVE SWIVELS
ACCESSORIES
AIR BRAKE CPLGS. & ASSEMBLIES
KITS
BRASS

Male Pipe (NPTF - 30° Cone Seat)



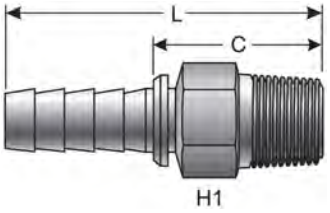

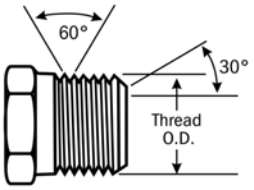

Part No.	Descr.	Prod. No.	⊖					H1	L		C	
			"	mm		"	"	mm	"	mm
80001	3-2MP	7334-36215	3/16	4.8	1/8-27	1/2	2.03	51.6	0.94	24.1
80002	3-4MP	7334-36245	3/16	4.8	1/4-18	9/16	2.22	56.4	1.13	28.8

Male Pipe Swivel (NPTF - Without 30° Cone Seat)

NOT TO BE USED AS A LIVE SWIVEL.



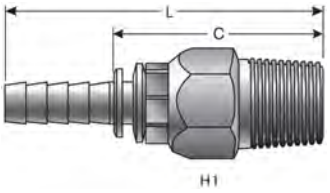

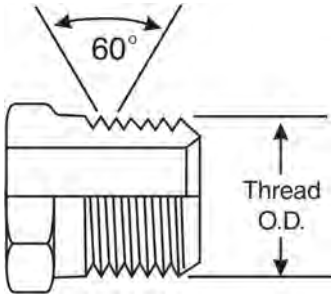

Part No.	Descr.	Prod. No.	⊖					H1	L		C	
			"	mm		"	"	mm	"	mm
80031	3-2MPX	7334-36335	3/16	4.8	1/8-27	1/2	2.40	61.0	1.31	33.3

Female Pipe (NPTF - Without 30° Cone Seat)



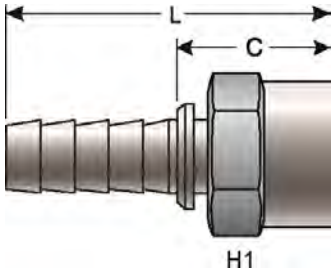

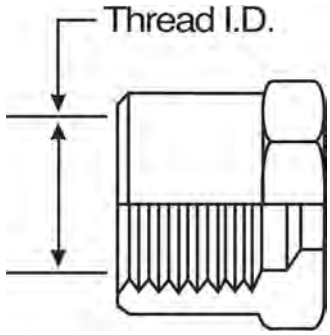

Part No.	Descr.	Prod. No.	⊖			H1	L		C	
			"	mm		"	"	mm	"	mm
80061	3-2FP	7334-36225	3/16	4.8	1/8-27	9/16	1.85	47.0	0.76	19.3

Male JIC 37° Flare



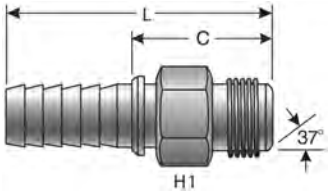

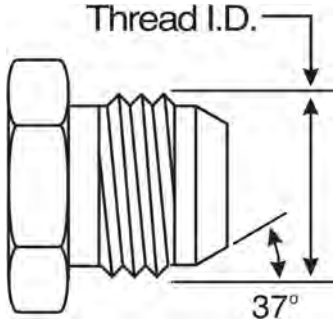

Part No.	Descr.	Prod. No.	⊖			H1	L		C	
			"	mm		"	"	mm	"	mm
80181	3-4MJ	7334-36235	3/16	4.8	7/16-20	1/2	2.09	53.1	1.00	25.4

HOSE/CPLG. SELECTION
EQUIPMENT
HOSE SPECIFICATION
GLOBALSPIRAL COUPLINGS
STAINLESS STEEL SPIRAL COUPLINGS
MEGACRIMP COUPLINGS
STAINLESS STEEL BRAID COUPLINGS
POWER CRIMP COUPLINGS
FIELD ATTACHABLE - TYPE T COUPLINGS
FIELD ATTACHABLE - C5 COUPLINGS
FIELD ATTACHABLE - LOCK-ON COUPLINGS
C14 COUPLINGS & ASSEMBLIES
GLP & GL COUPLINGS
GLX COUPLINGS
PCTS THERMOPLASTIC COUPLINGS
POLARSEAL COUPLINGS (ACA, ACB, ACC)
POWER STEERING CPLGS. & TOC ASSEMBLIES
ADAPTERS
QUICK DISCONNECT COUPLERS
BALL VALVES
LIVE SWIVELS
ACCESSORIES
AIR BRAKE CPLGS. & ASSEMBLIES
KITS
BRASS

Female JIC 37° Flare Swivel



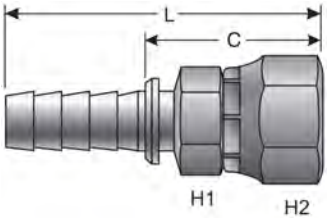

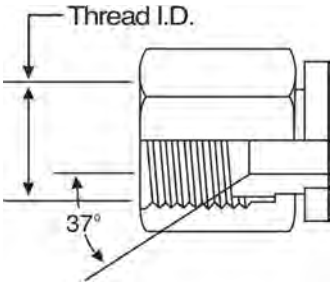

Part No.	Descr.	Prod. No.	⟷			H1	H2	L		C	
			"	mm		"	"	"	mm	"	mm
80131	3-3FJX	7334-36315	3/16	4.8	3/8 - 24	1/2	9/16	2.20	55.9	1.11	28.2
80132	3-4FJX	7334-36325	3/16	4.8	7/16-20	1/2	9/16	2.21	56.1	1.12	28.4

Female JIC 37° Flare Swivel - 90° Bent Tube



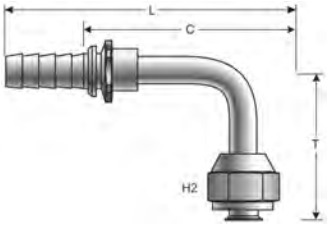

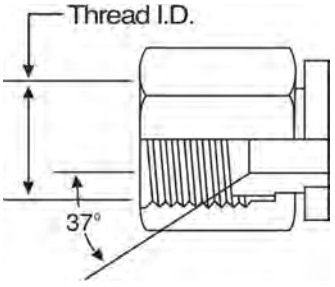

Part No.	Descr.	Prod. No.	⟷			H2	T		L		C	
			"	mm		"	"	mm	"	mm	"	mm
83125	3C2-4FJX90S	7303-01505	3/16	4.8	7/16-20	9/16	0.68	17.3	2.54	64.5	1.45	36.8

SAE Male Inverted Swivel



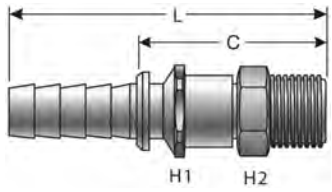

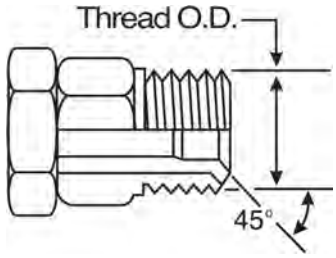

Part No.	Descr.	Prod. No.	⊖			H1	H2	L		C	
			"	mm		"	"	"	mm	"	mm
83301	3C2-3MIX	7303-02995	3/16	4.8	3/8 - 24	1/2	3/8	2.67	67.8	1.58	40.1

Male Special Grease Fitting - Brass



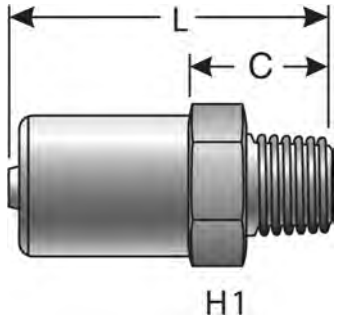

Part No.	Descr.	Prod. No.	⊖			H1	L		C	
			"	mm		"	"	mm	"	mm
⚠80140	3-2MPGB	7334-37925	3/16	4.8	1/8-27	9/16	1.34	34.0	0.79	20.0

⚠ **WARNING:** Cancer and Reproductive Harm - www.P65Warnings.ca.gov

HOSE/CPLG. SELECTION
EQUIPMENT
HOSE SPECIFICATION
GLOBALSPIRAL COUPLINGS
STAINLESS STEEL SPIRAL COUPLINGS
MEGACRIMP COUPLINGS
STAINLESS STEEL BRAID COUPLINGS
POWER CRIMP COUPLINGS
FIELD ATTACHABLE - TYPE T COUPLINGS
FIELD ATTACHABLE - C5 COUPLINGS
FIELD ATTACHABLE - LOCK-ON COUPLINGS
C14 COUPLINGS & ASSEMBLIES
GLP & GL COUPLINGS
GLX COUPLINGS
PCTS THERMOPLASTIC COUPLINGS
POLARSEAL COUPLINGS (ACA, ACB, ACC)
POWER STEERING CPLGS. & TOC ASSEMBLIES
ADAPTERS
QUICK DISCONNECT COUPLERS
BALL VALVES
LIVE SWIVELS
ACCESSORIES
AIR BRAKE CPLGS. & ASSEMBLIES
KITS
BRASS

Female Braze-On Stems



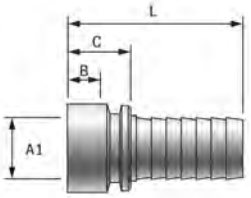

Part No.	Descr.	Prod. No.	⊖		L		C		B		A1
			"	mm	"	mm	"	mm	"	mm	"
80410	3-4FBO	7305-09135	3/16	4.8	1.76	44.7	0.68	17.1	0.25	6.4	0.25

Female DIN 24° Cone Swivel - Light Series



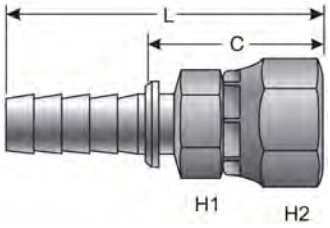

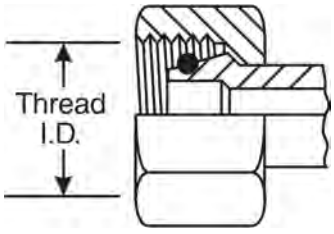

Part No.	Descr.	Prod. No.	⊖			H1	H2	L		C		
			"	mm		mm	mm	"	mm	"	mm	mm
83709	3C2-6FDLX	7303-08195	3/16	4.8	M12x1.5	14	14	2.20	55.9	1.11	28.2	6.0

Female DIN 24° Cone Swivel - Light Series - 90° Bent Tube



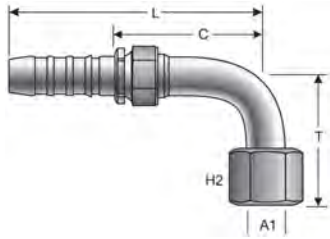

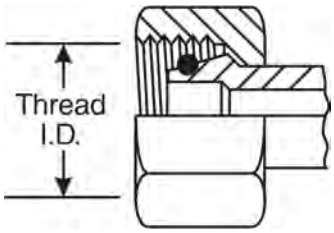

Part No.	Descr.	Prod. No.	⊖			H2	T		L		C		A1
			"	mm		mm	"	mm	"	mm	"	mm	mm
83740	3C2-6FDLX90	7303-08205	3/16	4.8	M12x1.5	14	1.26	32.0	2.52	64.0	1.43	36.3	6.0

Two-Wire Braid Ferrules (Steel) - PC2F Series





Part No.	Descr.	Prod. No.	⊖		⊙		L	
			"	mm	"	mm	"	mm
80415	3PC2F-2	7266-00075	3/16	4.8	0.76	19.3	1.00	25.4

HOSE/CPLG. SELECTION
EQUIPMENT
HOSE SPECIFICATION
GLOBALSPIRAL COUPLINGS
STAINLESS STEEL SPIRAL COUPLINGS
MEGACRIMP COUPLINGS
STAINLESS STEEL BRAID COUPLINGS
POWER CRIMP COUPLINGS
FIELD ATTACHABLE - TYPE T COUPLINGS
FIELD ATTACHABLE - C5 COUPLINGS
FIELD ATTACHABLE - LOCK-ON COUPLINGS
C14 COUPLINGS & ASSEMBLIES
GLP & GL COUPLINGS
GLX COUPLINGS
PCTS THERMOPLASTIC COUPLINGS
POLARSEAL COUPLINGS (ACA, ACB, ACC)
POWER STEERING CPLGS. & TOC ASSEMBLIES
ADAPTERS
QUICK DISCONNECT COUPLERS
BALL VALVES
LIVE SWIVELS
ACCESSORIES
AIR BRAKE CPLGS. & ASSEMBLIES
KITS
BRASS

One-Wire Braid Non-Skive Ferrules (Steel) - PC1FS Series





Part No.	Descr.	Prod. No.	⟷		⌀		L	
			"	mm	"	mm	"	mm
80481	3PC1FS	7266-07035	3/16	4.8	0.83	21.1	1.20	30.5

HYDRAULIC HOSE
FOR FIELD ATTACHABLE FOR TYPE T COUPLINGS

	FIELD ATTACHABLE FOR TYPE T						
Ferrule	Included						
Dash Size	4	6	8	12	16	20	24
G1							
G2H							
G2L							

The Gates eCrimp program is a web-based utility which allows users and distributors of Gates hydraulic and industrial hose products to find and print the most up to date crimp specifications with nothing more than an internet browser. This program can be used to find crimp data for all Gates crimpers. Custom result may be printed by selecting the crimper, hose and coupling. Optionally results may also be limited by die set and working pressure. The eCrimp web application can be directly accessed from a web browser by entering http://eCrimp.Gates.com for the website. The eCrimp mobile app is available for download for the iPhone and iPad from the App Store.

HOSE/CPLG. SELECTION
EQUIPMENT
HOSE SPECIFICATION
GLOBALSPIRAL COUPLINGS
STAINLESS STEEL SPIRAL COUPLINGS
MEGACRIMP COUPLINGS
STAINLESS STEEL BRAID COUPLINGS
POWER CRIMP COUPLINGS
FIELD ATTACHABLE - TYPE T COUPLINGS
FIELD ATTACHABLE - C5 COUPLINGS
FIELD ATTACHABLE - LOCK-ON COUPLINGS
C14 COUPLINGS & ASSEMBLIES
GLP & GL COUPLINGS
GLX COUPLINGS
PCTS THERMOPLASTIC COUPLINGS
POLARSEAL COUPLINGS (ACA, ACB, ACC)
POWER STEERING CPLGS. & TOC ASSEMBLIES
ADAPTERS
QUICK DISCONNECT COUPLERS
BALL VALVES
LIVE SWIVELS
ACCESSORIES
AIR BRAKE CPLGS. & ASSEMBLIES
KITS
BRASS

HOSE/CPLG. SELECTION
EQUIPMENT
HOSE SPECIFICATION
GLOBALSPIRAL COUPLINGS
STAINLESS STEEL SPIRAL COUPLINGS
MEGACRIMP COUPLINGS
STAINLESS STEEL BRAID COUPLINGS
POWER CRIMP COUPLINGS
FIELD ATTACHABLE - TYPE T COUPLINGS
FIELD ATTACHABLE - C5 COUPLINGS
FIELD ATTACHABLE - LOCK-ON COUPLINGS
C14 COUPLINGS & ASSEMBLIES
GLP & GL COUPLINGS
GLX COUPLINGS
PCTS THERMOPLASTIC COUPLINGS
POLARSEAL COUPLINGS (ACA, ACB, ACC)
POWER STEERING CPLGS. & TOC ASSEMBLIES
ADAPTERS
QUICK DISCONNECT COUPLERS
BALL VALVES
LIVE SWIVELS
ACCESSORIES
AIR BRAKE CPLGS. & ASSEMBLIES
KITS
BRASS

Male Pipe (NPTF - 30° Cone Seat)



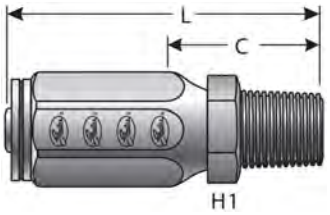

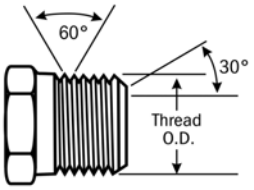

Part No.	Descr.	Prod. No.	⟷		Thread	H1	L		C	
			"	mm		"	"	mm	"	mm
G27100-0402	4C1T-2RMP	7231-81241	1/4	6.4	1/8-27	1/2	2.30	58.4	1.29	32.8
G27100-0404	4C1T-4RMP	7231-81210	1/4	6.4	1/4-18	9/16	2.52	64.0	1.51	38.4
G27100-0604	6C1T-4RMP	7231-81242	3/8	9.5	1/4-18	9/16	2.68	68.1	1.54	39.1
G27100-0606	6C1T-6RMP	7231-81211	3/8	9.5	3/8-18	11/16	2.53	64.3	1.39	35.3
G27100-0806	8C1T-6RMP	7231-81243	1/2	12.7	3/8-18	11/16	3.05	77.5	1.70	43.2
G27100-0808	8C1T-8RMP	7231-81212	1/2	12.7	1/2-14	7/8	3.06	77.7	1.71	43.4
G27100-1212	12C1T-12RMP	7231-81213	3/4	19.1	3/4-14	1 1/16	3.19	81.0	1.73	43.9
G27100-1616	16C1T-16RMP	7231-81214	1	25.4	1-11 1/2	1 3/8	3.78	96.0	2.10	53.3

Male Pipe Swivel (NPTF - Without 30° Cone Seat)



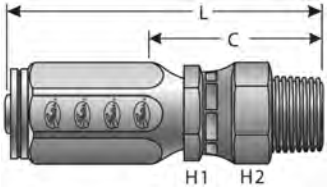

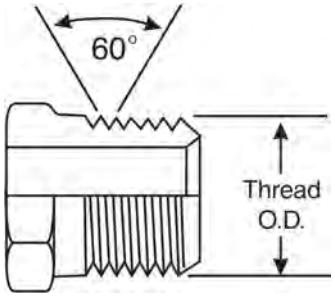

Part No.	Descr.	Prod. No.	⟷		Thread	H1	H2	L		C	
			"	mm		"	"	"	mm	"	mm
G27105-0404	4C1T-4RMPX	7231-22445	1/4	6.4	1/4-18	7/16	7/8	3.18	80.8	2.17	55.1
G27105-0606	6C1T-6RMPX	7231-22455	3/8	9.5	3/8-18	5/8	7/8	3.51	89.2	2.23	56.6
G27105-0808	8C1T-8RMPX	7231-22465	1/2	12.7	1/2-14	3/4	1	3.99	101.4	2.63	66.8
G27105-1212	12C1T-12RMPX	7231-22475	3/4	19.1	3/4-14	1 1/16	1 5/16	4.27	108.5	2.73	69.3

Male JIC 37° Flare



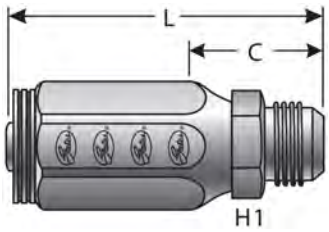

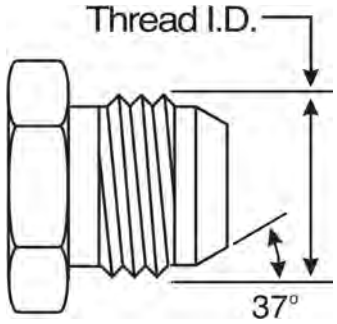

Part No.	Descr.	Prod. No.	⟷			H1	L		C	
			"	mm		"	"	mm	"	mm
G27165-0606	6C1T-6RMJ	7231-22185	3/8	9.5	9/16-18	9/16	2.68	68.1	1.40	35.6
G27165-0808	8C1T-8RMJ	7231-22195	1/2	12.7	3/4-16	3/4	3.05	77.5	1.70	43.2
G27165-0810	8C1T-10RMJ	7231-22205	1/2	12.7	7/8-14	7/8	3.31	84.1	1.96	49.8
G27165-1212	12C1T-12RMJ	7231-22215	3/4	19.1	1 1/16-12	1 1/16	3.52	89.4	1.98	50.3

Female JIC 37° Flare Swivel



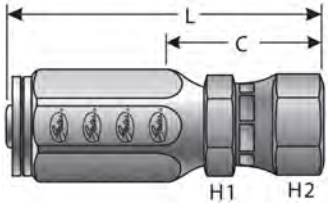

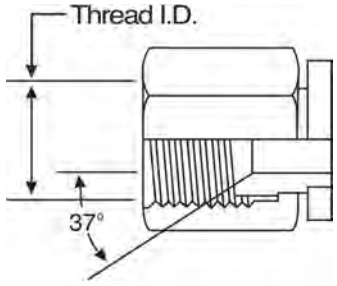

Part No.	Descr.	Prod. No.	⟷			H1	H2	L		C	
			"	mm		"	"	"	mm	"	mm
G27170-0404	4C1T-4RFJX	7231-81215	1/4	6.4	7/16-20	9/16	9/16	2.47	62.7	1.46	37.1
G27170-0405	4C1T-5RFJX	7231-81216	1/4	6.4	1/2-20	11/16	11/16	2.58	65.5	1.57	39.9
G27170-0606	6C1T-6RFJX	7231-81217	3/8	9.5	9/16-18	3/4	3/4	2.80	71.1	1.65	41.9
G27170-0608	6C1T-8RFJX	7231-81218	3/8	9.5	3/4-16	3/4	7/8	2.91	74.0	1.76	44.7
G27170-0808	8C1T-8RFJX	7231-81219	1/2	12.7	3/4-16	13/16	7/8	3.24	82.3	1.89	48.0
G27170-0810	8C1T-10RFJX	7231-81220	1/2	12.7	7/8-14	13/16	1 1/16	3.34	84.8	1.99	50.5
G27170-1212	12C1T-12RFJX	7231-81221	3/4	19.1	1 1/16-12	1 1/8	1 1/4	3.45	87.6	1.91	48.5
G27170-1616	16C1T-16RFJX	7231-81222	1	25.4	1 5/16-12	1 3/8	1 1/2	3.90	99.1	2.22	56.4

HOSE/CPLG. SELECTION
EQUIPMENT
HOSE SPECIFICATION
GLOBALSPIRAL COUPLINGS
STAINLESS STEEL SPIRAL COUPLINGS
MEGACRIMP COUPLINGS
STAINLESS STEEL BRAID COUPLINGS
POWER CRIMP COUPLINGS
FIELD ATTACHABLE - TYPE T COUPLINGS
FIELD ATTACHABLE - C5 COUPLINGS
FIELD ATTACHABLE - LOCK-ON COUPLINGS
C14 COUPLINGS & ASSEMBLIES
GLP & GL COUPLINGS
GLX COUPLINGS
PCTS THERMOPLASTIC COUPLINGS
POLARSEAL COUPLINGS (ACA, ACB, ACC)
POWER STEERING CPLGS. & TOC ASSEMBLIES
ADAPTERS
QUICK DISCONNECT COUPLERS
BALL VALVES
LIVE SWIVELS
ACCESSORIES
AIR BRAKE CPLGS. & ASSEMBLIES
KITS
BRASS

Female JIC 37° Flare Swivel - 45° Bent Tube



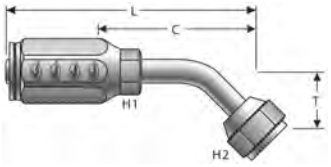

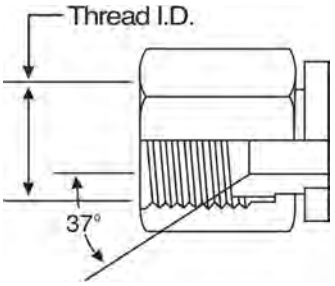

Part No.	Descr.	Prod. No.	⟷					H1	H2	T		L		C	
			"	mm			"	"	"	mm	"	mm	"	mm
G27175-0404	4C1T-4RFJX45	7231-22545	1/4	6.4	7/16-20		3/8	9/16	0.33	8.4	2.80	71.1	1.79	45.5
G27175-0606	6C1T-6RFJX45	7231-22555	3/8	9.5	9/16-18		1/2	11/16	0.39	10.0	3.37	85.6	1.79	45.5
G27175-0808	8C1T-8RFJX45	7231-22565	1/2	12.7	3/4-16		5/8	7/8	0.55	14.0	4.11	104.4	2.10	53.3
G27175-1212	12C1T-12RFJX45	7231-22575	3/4	19.1	1 1/16-12		1 1/4	1 1/4	0.78	19.8	4.70	119.4	3.16	80.3

Female JIC 37° Flare Swivel - 90° Bent Tube



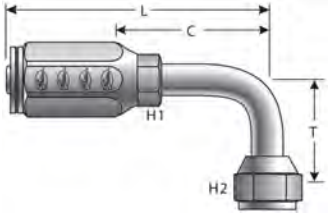

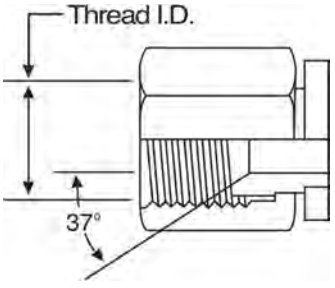

Part No.	Descr.	Prod. No.	⟷					H1	H2	T		L		C	
			"	mm			"	"	"	mm	"	mm	"	mm
G27180-0404	4C1T-4RFJX90	7231-22655	1/4	6.4	7/16-20		3/8	9/16	0.68	17.3	2.69	68.3	1.68	42.7
G27180-0606	6C1T-6RFJX90	7231-22665	3/8	9.5	9/16-18		1/2	11/16	0.85	21.6	3.28	83.3	2.00	50.8
G27180-0808	8C1T-8RFJX90	7231-22685	1/2	12.7	3/4-16		5/8	7/8	1.09	27.7	3.86	98.0	2.51	63.8
G27180-0810	8C1T-10RFJX90	7231-22695	1/2	12.7	7/8-14		3/4	1	1.23	31.2	3.92	99.6	2.59	65.8
G27180-1212	12C1T-12RFJX90	7231-22705	3/4	19.1	1 1/16-12		1 1/4	1 1/4	1.82	46.2	4.59	116.6	3.05	77.5

Male Pipe (NPTF - 30° Cone Seat)



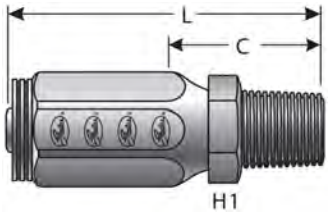

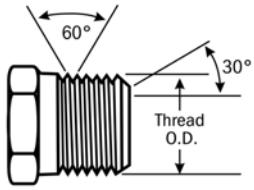

Part No.	Descr.	Prod. No.	⊖					H1	L		C	
			"	mm		"	"	mm	"	mm
G28100-0402	4C2AT-2RMP	7231-81247	1/4	6.4	1/8-27	1/2	2.30	58.4	1.23	31.2
G28100-0404	4C2AT-4RMP	7231-81223	1/4	6.4	1/4-18	9/16	2.52	64.0	1.45	36.8
G28100-0604	6C2AT-4RMP	7231-81248	3/8	9.5	1/4-18	9/16	2.68	68.1	1.45	36.8
G28100-0606	6C2AT-6RMP	7231-81224	3/8	9.5	3/8-18	11/16	2.53	64.3	1.30	33.0
G28100-0806	8C2AT-6RMP	7231-81249	1/2	12.7	3/8-18	11/16	3.05	77.5	1.63	41.4
G28100-0808	8C2AT-8RMP	7231-81225	1/2	12.7	1/2-14	7/8	3.06	77.7	1.64	41.7
G28100-0812	8C2AT-12RMP	7231-81251	1/2	12.7	3/4-14	1 1/16	3.13	79.5	1.71	43.4
G28100-1212	12C2AT-12RMP	7231-81226	3/4	19.1	3/4-14	1 1/16	3.19	81.0	1.65	41.9
G28100-1616	16C2AT-16RMP	7231-81227	1	25.4	1-11 1/2	1 3/8	3.78	96.0	2.04	51.8
G28100-2424	24C2AT-24RMP	7231-81252	1 1/2	38.1	1 1/2-11 1/2	2	5.18	131.6	2.68	68.1

Male Pipe Swivel (NPTF - Without 30° Cone Seat)



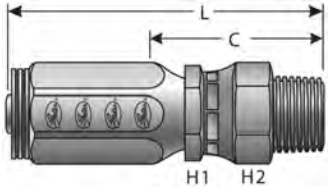

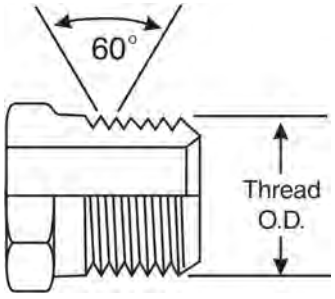

Part No.	Descr.	Prod. No.	⊖					H1	H2	L		C	
			"	mm		"	"	"	mm	"	mm
G28105-0404	4C2AT-4RMPX	7231-22495	1/4	6.4	1/4-18	7/16	11/16	3.18	80.8	2.11	53.6
G28105-0606	6C2AT-6RMPX	7231-22505	3/8	9.5	3/8-18	5/8	7/8	3.51	89.2	2.27	57.7
G28105-0808	8C2AT-8RMPX	7231-22515	1/2	12.7	1/2-14	3/4	1	3.99	101.4	2.56	65.0
G28105-1212	12C2AT-12RMPX	7231-22525	3/4	19.1	3/4-14	1 1/16	1 5/16	4.27	108.5	2.73	69.3

HOSE/CPLG. SELECTION
EQUIPMENT
HOSE SPECIFICATION
GLOBALSPIRAL COUPLINGS
STAINLESS STEEL SPIRAL COUPLINGS
MEGACRIMP COUPLINGS
STAINLESS STEEL BRAID COUPLINGS
POWER CRIMP COUPLINGS
FIELD ATTACHABLE - TYPE T COUPLINGS
FIELD ATTACHABLE - C5 COUPLINGS
FIELD ATTACHABLE - LOCK-ON COUPLINGS
C14 COUPLINGS & ASSEMBLIES
GLP & GL COUPLINGS
GLX COUPLINGS
PCTS THERMOPLASTIC COUPLINGS
POLARSEAL COUPLINGS (ACA, ACB, ACC)
POWER STEERING CPLGS. & TOC ASSEMBLIES
ADAPTERS
QUICK DISCONNECT COUPLERS
BALL VALVES
LIVE SWIVELS
ACCESSORIES
AIR BRAKE CPLGS. & ASSEMBLIES
KITS
BRASS

Male O-Ring Boss



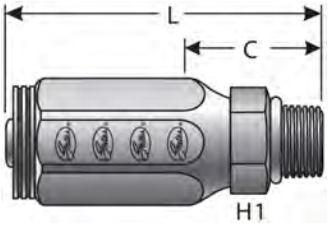

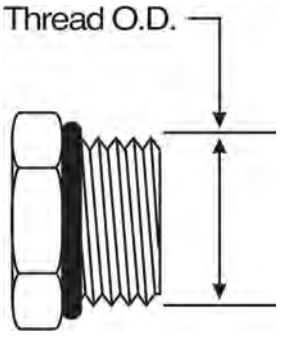

Part No.	Descr.	Prod. No.	⊖			H1	L		C	
			"	mm		"	"	mm	"	mm
G28120-0606	6C2AT-6RMB	7231-22355	3/8	9.5	9/16-18	11/16	2.52	64.0	1.28	32.5
G28120-0608	6C2AT-8RMB	7231-22365	3/8	9.5	3/4-16	7/8	2.59	65.8	1.36	34.5
G28120-0808	8C2AT-8RMB	7231-22375	1/2	12.7	3/4-16	7/8	2.87	73.0	1.45	36.8
G28120-0810	8C2AT-10RMB	7231-22385	1/2	12.7	7/8-14	1	3.11	79.0	1.59	40.4

Male JIC 37° Flare



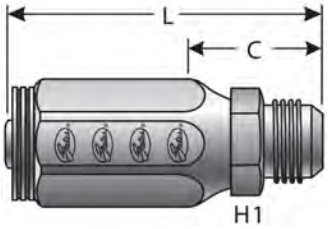

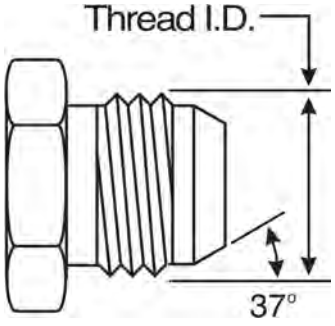

Part No.	Descr.	Prod. No.	⊖			H1	L		C	
			"	mm		"	"	mm	"	mm
G28165-0606	6C2AT-6RMJ	7231-22025	3/8	9.5	9/16-18	9/16	2.68	68.1	1.45	36.8
G28165-0808	8C2AT-8RMJ	7231-22045	1/2	12.7	3/4-16	3/4	3.05	77.5	1.63	41.4
G28165-0810	8C2AT-10RMJ	7231-22055	1/2	12.7	7/8-14	7/8	3.31	84.1	1.89	48.0
G28165-1212	12C2AT-12RMJ	7231-22065	3/4	19.1	1 1/16-12	1 1/16	3.52	89.4	1.98	50.3

Female JIC 37° Flare Swivel



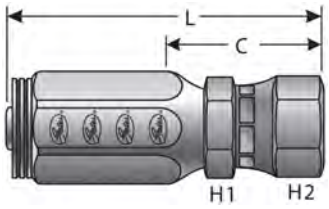

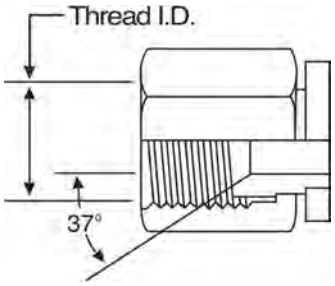

Part No.	Descr.	Prod. No.	⊖			H1	H2	L		C	
			"	mm		"	"	"	mm	"	mm
G28170-0404	4C2AT-4RFJX	7231-81229	1/4	6.4	7/16-20	9/16	9/16	2.47	62.7	1.40	35.6
G28170-0405	4C2AT-5RFJX	7231-81230	1/4	6.4	1/2-20	11/16	11/16	2.58	65.5	2.58	65.5
G28170-0606	6C2AT-6RFJX	7231-81231	3/8	9.5	9/16-18	3/4	3/4	2.80	71.1	1.56	39.6
G28170-0608	6C2AT-8RFJX	7231-81232	3/8	9.5	3/4-16	3/4	3/4	2.91	74.0	1.67	42.4
G28170-0808	8C2AT-8RFJX	7231-81233	1/2	12.7	3/4-16	13/16	7/8	3.24	82.3	1.82	46.2
G28170-0810	8C2AT-10RFJX	7231-81234	1/2	12.7	7/8-14	13/16	1 1/16	3.34	84.8	1.92	48.8
G28170-1212	12C2AT-12RFJX	7231-81235	3/4	19.1	1 1/16-12	1 1/8	1 1/2	3.45	87.6	1.91	48.5
G28170-1616	16C2AT-16RFJX	7231-81236	1	25.4	1 5/16-12	1 3/8	1 1/2	3.90	99.1	2.16	54.9
G28170-2424	24C2AT-24RFJX	7231-81254	1 1/2	38.1	1 7/8-12	2 1/8	2 1/4	5.26	133.6	2.76	70.1

Female JIC 37° Flare Swivel - 45° Bent Tube



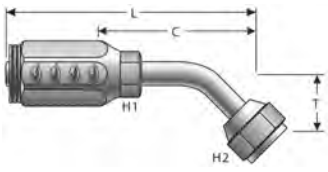

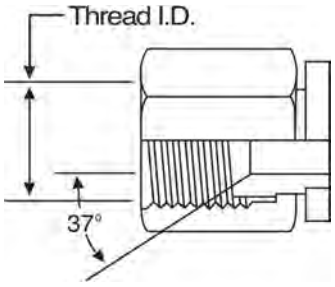

Part No.	Descr.	Prod. No.	⊖			H1	H2	T		L		C	
			"	mm		"	"	"	mm	"	mm	"	mm
G28175-0404	4C2AT-4RFJX45	7231-22595	1/4	6.4	7/16-20	3/8	9/16	0.33	8.4	2.80	71.1	1.73	43.9
G28175-0606	6C2AT-6RFJX45	7231-22605	3/8	9.5	9/16-18	1/2	11/16	0.39	10.0	3.37	85.6	2.14	54.4
G28175-0808	8C2AT-8RFJX45	7231-22615	1/2	12.7	3/4-16	5/8	7/8	0.55	14.0	4.11	104.4	2.68	68.1
G28175-1212	12C2AT-12RFJX45	7231-22625	3/4	19.1	1 1/16-12	7/8	1 1/4	0.78	19.8	4.70	119.4	3.16	80.3

HOSE/CPLG. SELECTION
EQUIPMENT
HOSE SPECIFICATION
GLOBALSPIRAL COUPLINGS
STAINLESS STEEL SPIRAL COUPLINGS
MEGACRIMP COUPLINGS
STAINLESS STEEL BRAID COUPLINGS
POWER CRIMP COUPLINGS
FIELD ATTACHABLE - TYPE T COUPLINGS
FIELD ATTACHABLE - C5 COUPLINGS
FIELD ATTACHABLE - LOCK-ON COUPLINGS
C14 COUPLINGS & ASSEMBLIES
GLP & GL COUPLINGS
GLX COUPLINGS
PCTS THERMOPLASTIC COUPLINGS
POLARSEAL COUPLINGS (ACA, ACB, ACC)
POWER STEERING CPLGS. & TOC ASSEMBLIES
ADAPTERS
QUICK DISCONNECT COUPLERS
BALL VALVES
LIVE SWIVELS
ACCESSORIES
AIR BRAKE CPLGS. & ASSEMBLIES
KITS
BRASS

Female JIC 37° Flare Swivel - 90° Bent Tube



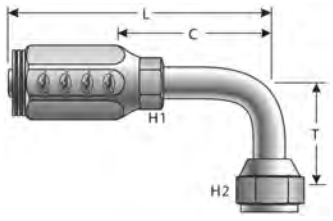

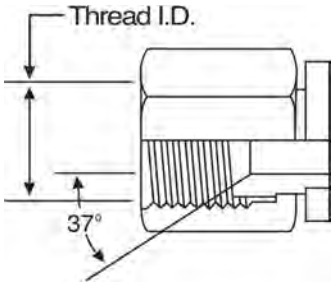

Part No.	Descr.	Prod. No.	⟷			H1	H2	T		L		C	
			"	mm		"	"	"	mm	"	mm	"	mm
G28180-0404	4C2AT-4RFJX90	7231-22755	1/4	6.4	7/16-20	3/8	9/16	0.68	17.3	2.69	68.3	1.62	41.1
G28180-0606	6C2AT-6RFJX90	7231-22765	3/8	9.5	9/16-18	1/2	11/16	0.85	21.6	3.28	83.3	2.04	51.8
G28180-0608	6C2AT-8RFJX90	7231-22775	3/8	9.5	3/4-16	5/8	7/8	1.09	27.7	3.58	91.0	2.35	59.7
G28180-0808	8C2AT-8RFJX90	7231-22785	1/2	12.7	3/4-16	5/8	7/8	1.09	27.7	3.86	98.0	2.42	61.5
G28180-0810	8C2AT-10RFJX90	7231-22795	1/2	12.7	7/8-14	3/4	1	1.23	31.2	3.92	99.6	2.50	63.5
G28180-1212	12C2AT-12RFJX90	7231-22805	3/4	19.1	1 1/16-12	7/8	1 1/4	1.82	46.2	4.59	116.6	3.05	77.5

Female Flat-Face O-Ring Swivel

SAE J1453 O–Ring Face Seal.



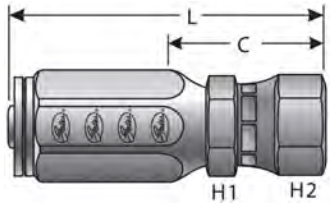

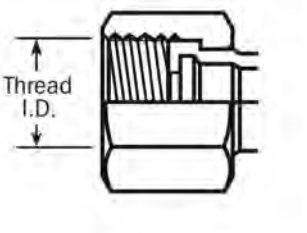

Part No.	Descr.	Prod. No.	⟷			H1	H2	L		C	
			"	mm		"	"	"	mm	"	mm
G28230-0404	4C2AT-4RFFORX	7231-14105	1/4	6.4	9/16-18	43/64	43/64	2.50	63.5	1.43	36.3
G28230-0606	6C2AT-6RFFORX	7231-14125	3/8	9.5	11/16-16	7/8	7/8	2.88	73.2	1.64	41.7
G28230-0808	8C2AT-8RFFORX	7231-14145	1/2	12.7	13/16-16	61/64	61/64	3.37	85.6	1.94	49.3
G28230-1212	12C2AT-12RFFORX	7231-14165	3/4	19.1	1 3/16-12	1 1/8	1 13/32	2.03	51.6	2.03	51.6

Female Flat-Face O-Ring Swivel - 45° Bent Tube

SAE J1453 O–Ring Face Seal.



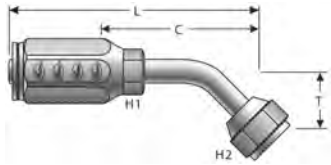

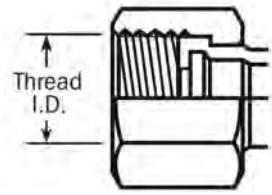

Part No.	Descr.	Prod. No.	⊖			H1	H2	T		L		C	
			"	mm		"	"	"	mm	"	mm	"	mm
G28234-0404	4C2AT-4RFFORX45S	7231-14305	1/4	6.4	9/16-18	3/8	9/16	0.41	10.4	2.69	68.3	1.78	45.2
G28234-0606	6C2AT-6RFFORX45S	7231-14325	3/8	9.5	11/16-16	1/2	11/16	0.43	10.9	3.28	83.3	2.23	56.6
G28234-0808	8C2AT-8RFFORX45S	7231-14345	1/2	12.7	13/16-16	5/8	7/8	0.59	15.0	3.86	98.0	2.77	70.4
G28234-1212	12C2AT-12RFFORX45S	7231-14365	3/4	19.1	1 3/16-12	7/8	1 1/4	0.83	21.0	4.59	116.6	3.13	79.5

Female Flat-Face O-Ring Swivel - 90° Bent Tube

SAE J1453 O–Ring Face Seal.



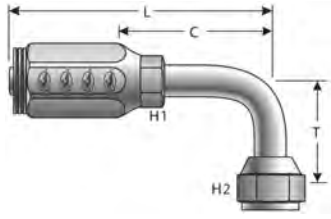

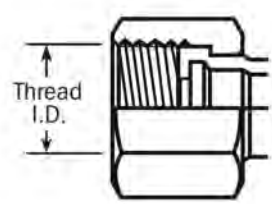

Part No.	Descr.	Prod. No.	⊖			H1	H2	T		L		C	
			"	mm		"	"	"	mm	"	mm	"	mm
G28239-0404	4C2AT-4RFFORX90S	7231-14505	1/4	6.4	9/16-18	3/8	9/16	0.82	20.8	2.69	68.3	1.61	40.9
G28239-0606	6C2AT-6RFFORX90S	7231-14525	3/8	9.5	11/16-16	1/2	11/16	0.90	22.9	3.28	83.3	2.03	51.6
G28239-0808	8C2AT-8RFFORX90S	7231-14545	1/2	12.7	13/16-16	5/8	7/8	1.15	29.2	3.86	98.0	2.43	61.7
G28239-1212	12C2AT-12RFFORX90S	7231-14565	3/4	19.1	1 3/16-12	5/8	7/8	1.88	47.8	4.54	115.3	3.00	76.2

HOSE/CPLG. SELECTION
EQUIPMENT
HOSE SPECIFICATION
GLOBALSPIRAL COUPLINGS
STAINLESS STEEL SPIRAL COUPLINGS
MEGACRIMP COUPLINGS
STAINLESS STEEL BRAID COUPLINGS
POWER CRIMP COUPLINGS
FIELD ATTACHABLE - TYPE T COUPLINGS
FIELD ATTACHABLE - C5 COUPLINGS
FIELD ATTACHABLE - LOCK-ON COUPLINGS
C14 COUPLINGS & ASSEMBLIES
GLP & GL COUPLINGS
GLX COUPLINGS
PCTS THERMOPLASTIC COUPLINGS
POLARSEAL COUPLINGS (ACA, ACB, ACC)
POWER STEERING CPLGS. & TOC ASSEMBLIES
ADAPTERS
QUICK DISCONNECT COUPLERS
BALL VALVES
LIVE SWIVELS
ACCESSORIES
AIR BRAKE CPLGS. & ASSEMBLIES
KITS
BRASS

HOSE/CPLG. SELECTION
EQUIPMENT
HOSE SPECIFICATION
GLOBALSPIRAL COUPLINGS
STAINLESS STEEL SPIRAL COUPLINGS
MEGACRIMP COUPLINGS
STAINLESS STEEL BRAID COUPLINGS
POWER CRIMP COUPLINGS
FIELD ATTACHABLE - TYPE T COUPLINGS
FIELD ATTACHABLE - C5 COUPLINGS
FIELD ATTACHABLE - LOCK-ON COUPLINGS
C14 COUPLINGS & ASSEMBLIES
GLP & GL COUPLINGS
GLX COUPLINGS
PCTS THERMOPLASTIC COUPLINGS
POLARSEAL COUPLINGS (ACA, ACB, ACC)
POWER STEERING CPLGS. & TOC ASSEMBLIES
ADAPTERS
QUICK DISCONNECT COUPLERS
BALL VALVES
LIVE SWIVELS
ACCESSORIES
AIR BRAKE CPLGS. & ASSEMBLIES
KITS
BRASS

NOTES

HYDRAULIC HOSE
FOR FIELD ATTACHABLE FOR C5

	FIELD ATTACHABLE FOR C5									
Ferrule	**Included**									
Dash Size	**4**	**5**	**6**	**8**	**10**	**12**	**16**	**20**	**24**	**32**
C5C										
C5CXH										
C5D										
C5M										
C5E										

The Gates eCrimp program is a web-based utility which allows users and distributors of Gates hydraulic and industrial hose products to find and print the most up to date crimp specifications with nothing more than an internet browser. This program can be used to find crimp data for all Gates crimpers. Custom result may be printed by selecting the crimper, hose and coupling. Optionally results may also be limited by die set and working pressure. The eCrimp web application can be directly accessed from a web browser by entering http://eCrimp.Gates.com for the website. The eCrimp mobile app is available for download for the iPhone and iPad from the App Store.

HOSE/CPLG. SELECTION
EQUIPMENT
HOSE SPECIFICATION
GLOBALSPIRAL COUPLINGS
STAINLESS STEEL SPIRAL COUPLINGS
MEGACRIMP COUPLINGS
STAINLESS STEEL BRAID COUPLINGS
POWER CRIMP COUPLINGS
FIELD ATTACHABLE - TYPE T COUPLINGS
FIELD ATTACHABLE - C5 COUPLINGS
FIELD ATTACHABLE - LOCK-ON COUPLINGS
C14 COUPLINGS & ASSEMBLIES
GLP & GL COUPLINGS
GLX COUPLINGS
PCTS THERMOPLASTIC COUPLINGS
POLARSEAL COUPLINGS (ACA, ACB, ACC)
POWER STEERING CPLGS. & TOC ASSEMBLIES
ADAPTERS
QUICK DISCONNECT COUPLERS
BALL VALVES
LIVE SWIVELS
ACCESSORIES
AIR BRAKE CPLGS. & ASSEMBLIES
KITS
BRASS

HOSE/CPLG. SELECTION
EQUIPMENT
HOSE SPECIFICATION
GLOBALSPIRAL COUPLINGS
STAINLESS STEEL SPIRAL COUPLINGS
MEGACRIMP COUPLINGS
STAINLESS STEEL BRAID COUPLINGS
POWER CRIMP COUPLINGS
FIELD ATTACHABLE - TYPE T COUPLINGS
FIELD ATTACHABLE - C5 COUPLINGS
FIELD ATTACHABLE - LOCK-ON COUPLINGS
C14 COUPLINGS & ASSEMBLIES
GLP & GL COUPLINGS
GLX COUPLINGS
PCTS THERMOPLASTIC COUPLINGS
POLARSEAL COUPLINGS (ACA, ACB, ACC)
POWER STEERING CPLGS. & TOC ASSEMBLIES
ADAPTERS
QUICK DISCONNECT COUPLERS
BALL VALVES
LIVE SWIVELS
ACCESSORIES
AIR BRAKE CPLGS. & ASSEMBLIES
KITS
BRASS

Male Pipe (NPTF - 30° Cone Seat) - Brass

DOT FMVSS 106–74 Type AII.



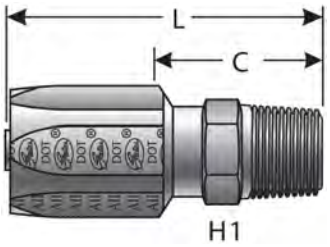

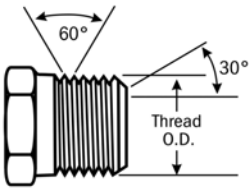

Part No.	Descr.	Prod. No.	⊖			H1	L		C	
			"	mm		"	"	mm	"	mm
⚠ G34100-0606B	6C5-6RMPB	7236-03015	5/16	7.9	3/8-18	11/16	2.17	55.1	1.22	31.0
⚠ G34100-0808B	8C5-8RMPB	7236-03085	13/32	10.3	1/2-14	7/8	2.71	68.8	1.59	40.4
⚠ G34100-1008B	10C5-8RMPB	7236-03035	1/2	12.7	1/2-14	7/8	2.88	73.2	1.59	40.4
⚠ G34100-1616B	16C5-16RMPB	7236-03065	7/8	22.2	1-11 1/2	1 3/8	2.91	74.0	1.72	43.7

⚠ **WARNING:** Cancer and Reproductive Harm - www.P65Warnings.ca.gov

Male Pipe (NPTF - 30° Cone Seat) - Steel

DOT FMVSS 106–74 Type AII.



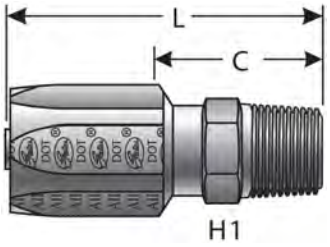

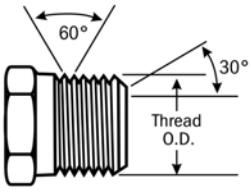

Part No.	Descr.	Prod. No.	⊖			H1	L		C	
			"	mm		"	"	mm	"	mm
G34100-0402	4C5-2RMP	7236-04015	3/16	4.8	1/8-27	1/2	1.64	41.7	0.94	23.9
G34100-0404	4C5-4RMP	7236-04025	3/16	4.8	1/4-18	9/16	1.83	46.5	1.13	28.7
G34100-0502	5C5X-2RMP	7237-00145	1/4	6.4	1/8-27	1/2	1.77	45.0	1.02	25.8
G34100-0504	5C5X-4RMP	7237-00155	1/4	6.4	1/4-18	9/16	1.96	49.8	1.19	30.3
G34100-0604	6C5-4RMP	7236-04055	5/16	7.9	1/4-18	9/16	2.17	55.1	1.22	31.0
G34100-0606	6C5-6RMP	7236-04275	5/16	7.9	3/8-18	11/16	2.17	55.1	1.22	31.0
G34100-0806	8C5X-6RMP	7237-00195	13/32	10.3	3/8-18	11/16	2.46	62.5	1.34	34.0
G34100-0808	8C5X-8RMP	7237-00205	13/32	10.3	1/2-14	7/8	2.71	68.8	1.60	40.7
G34100-1008	10C5-8RMP	7236-04085	1/2	12.7	1/2-14	1 1/16	2.88	73.2	1.59	40.4
G34100-1012	10C5-12RMP	7236-04095	1/2	12.7	3/4-14	1	2.95	74.9	1.66	42.2
G34100-1208	12C5X-8RMP	7237-00235	5/8	15.9	1/2-14	7/8	3.15	80.0	1.74	44.3

Parts Continued On Next Page

Male Pipe (NPTF - 30° Cone Seat) - Steel - Continued

DOT FMVSS 106–74 Type AII.

Part No.	Descr.	Prod. No.	⟷			H1	L		C	
			"	mm		"	"	mm	"	mm
G34100-1212	12C5X-12RMP	7237-00245	5/8	15.9	3/4-14	1 1/16	3.25	82.6	1.74	44.3
G34100-1612	16C5-12RMP	7236-86412	7/8	22.2	3/4-14	1 1/8	2.71	68.8	1.53	38.9
G34100-1616	16C5-16RMP	7236-86413	7/8	22.2	1-11 1/2	1 3/8	2.90	73.7	1.72	43.7
G34100-2020	20C5-20RMP	7236-86428	1 1/8	28.6	1 1/4-11 1/2	1 11/16	3.25	82.6	1.88	47.8
G34100-2424	24C5-24RMP	7236-86388	1 3/8	34.9	1 1/2-11 1/2	2	3.45	87.6	2.03	51.6
G34100-3232	32C5-32RMP	7236-86389	1 13/16	46.0	2-11 1/2	2 1/2	4.07	103.4	2.22	56.4

Male O-Ring Boss - Steel

DOT FMVSS 106–74 Type AII.



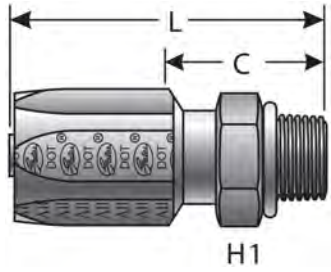

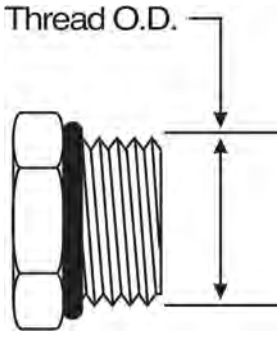

Part No.	Descr.	Prod. No.	⟷			H1	L		C	
			"	mm		"	"	mm	"	mm
G34120-0404	4C5-4RMB	7236-86451	3/16	4.8	7/16-20	5/8	1.66	42.2	0.94	23.9
G34120-0606	6C5-6RMB	7236-86453	5/16	7.9	9/16-18	11/16	2.00	50.8	1.05	26.7
G34120-0808	8C5X-8RMB	7237-00635	13/32	10.3	3/4-16	15/16	2.35	59.7	1.43	36.2

HOSE/CPLG. SELECTION
EQUIPMENT
HOSE SPECIFICATION
GLOBALSPIRAL COUPLINGS
STAINLESS STEEL SPIRAL COUPLINGS
MEGACRIMP COUPLINGS
STAINLESS STEEL BRAID COUPLINGS
POWER CRIMP COUPLINGS
FIELD ATTACHABLE - TYPE T COUPLINGS
FIELD ATTACHABLE - C5 COUPLINGS
FIELD ATTACHABLE - LOCK-ON COUPLINGS
C14 COUPLINGS & ASSEMBLIES
GLP & GL COUPLINGS
GLX COUPLINGS
PCTS THERMOPLASTIC COUPLINGS
POLARSEAL COUPLINGS (ACA, ACB, ACC)
POWER STEERING CPLGS. & TOC ASSEMBLIES
ADAPTERS
QUICK DISCONNECT COUPLERS
BALL VALVES
LIVE SWIVELS
ACCESSORIES
AIR BRAKE CPLGS. & ASSEMBLIES
KITS
BRASS

Male JIC 37° Flare - Steel

DOT FMVSS 106–74 Type AII.



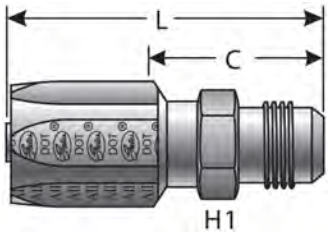

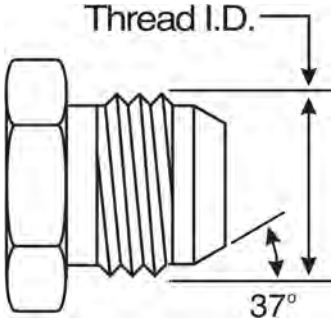

Part No.	Descr.	Prod. No.	⊖			H1	L		C	
			"	mm		"	"	mm	"	mm
G34165-0404	4C5-4RMJ	7236-86431	3/16	4.8	7/16-20	1/2	1.79	45.5	1.09	27.7
G34165-0606	6C5-6RMJ	7236-86433	5/16	7.9	9/16-18	9/16	2.17	55.1	1.22	31.0
G34165-0808	8C5X-8RMJ	7237-00675	13/32	10.3	3/4-16	3/4	2.56	65.0	1.44	36.7
G34165-1010	10C5-10RMJ	7236-86435	1/2	12.7	7/8-14	7/8	2.88	73.2	1.59	40.4
G34165-1212	12C5X-12RMJ	7237-00695	5/8	15.9	1 1/16-12	1 1/16	3.34	84.8	1.78	45.3
G34165-1616	16C5-16RMJ	7236-86437	7/8	22.2	1 5/16-12	1 5/16	2.87	73.0	1.69	42.9

Female JIC 37° Flare Swivel - Brass

DOT FMVSS 106–74 Type AII.



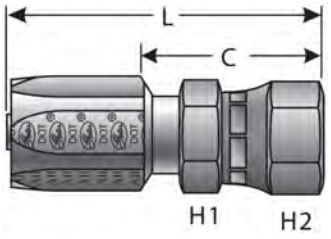

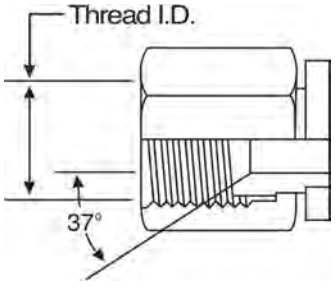

Part No.	Descr.	Prod. No.	⊖			H1	H2	L		C	
			"	mm		"	"	"	mm	"	mm
⚠ G34170-0606B	6C5-6RFJXB	7238-04075	5/16	7.9	9/16-18	3/4	3/4	2.39	60.7	1.44	36.6
⚠ G34170-1212B	12C5-12RFJXB	7238-04085	5/8	15.9	1 1/16-12	1 1/4	1 1/4	3.50	88.9	1.94	49.3
⚠ G34170-1616B	16C5-16RFJXB	7238-04095	7/8	22.2	1 5/16-12	1 1/2	1 1/2	3.12	79.3	1.94	49.3

⚠ **WARNING:** Cancer and Reproductive Harm - www.P65Warnings.ca.gov

Female JIC 37° Flare Swivel - Steel

DOT FMVSS 106–74 Type AII.



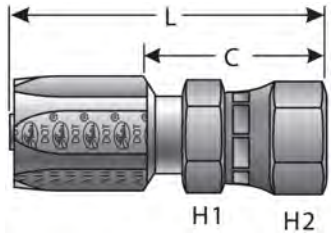

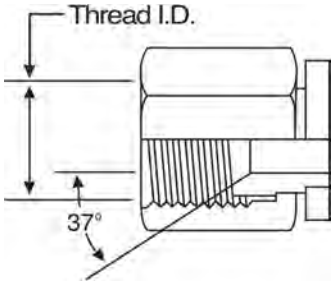

Part No.	Descr.	Prod. No.	⊖			H1	H2	L		C	
			"	mm		"	"	"	mm	"	mm
G34170-0606	6C5-6RFJX	7238-86443	5/16	7.9	9/16-18	3/4	3/4	2.39	60.7	1.44	36.6
G34170-0806	8C5X-6RFJX	7237-00415	13/32	10.3	9/16-18	3/4	3/4	2.66	67.6	1.56	39.5
G34170-1012	10C5-12RFJX	7238-04325	1/2	12.7	1 1/16-12	1 1/4	1 1/4	3.22	81.8	1.93	49.0
G34170-1212	12C5X-12RFJX	7237-00455	5/8	15.9	1 1/16-12	1 1/4	1 1/4	3.50	88.9	1.98	50.4
G34170-1616	16C5-16RFJX	7238-86447	7/8	22.2	1 5/16-12	1 1/2	1 1/2	3.12	79.3	1.94	49.3
G34170-2020	20C5-20RFJX	7238-86394	1 1/8	28.6	1 5/8-12	2	2	3.56	90.4	2.19	55.6
G34170-2424	24C5-24RFJX	7238-86395	1 3/8	34.9	1 7/8-12	2 1/4	2 1/4	3.79	96.3	2.37	60.2
G34170-3232	32C5-32RFJX	7238-86396	1 13/16	46.0	2 1/2-12	2 1/2	2 7/8	4.99	126.8	2.72	69.1

Female JIC 37° Flare Swivel - 45° Bent Tube - Steel

DOT FMVSS 106–74 Type AII.



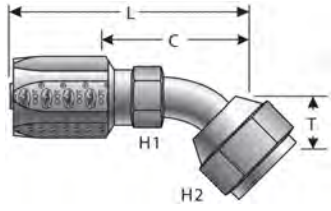

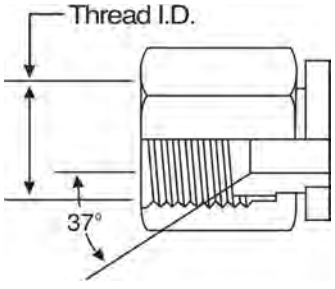

Part No.	Descr.	Prod. No.	⊖			H1	H2	T		L		C	
			"	mm		"	"	"	mm	"	mm	"	mm
G34175-0606	6C5-6RFJX45	7235-86464	5/16	7.9	9/16-18	1/2	11/16	0.41	10.4	2.40	61.0	1.45	36.8
G34175-1212	12C5X-12RFJX45S	7237-00535	5/8	15.9	1 1/16-12	7/8	1 1/4	0.78	19.8	4.27	108.5	2.65	67.2
G34175-1616	16C5-16RFJX45	7235-86468	7/8	22.2	1 5/16-12	1 1/8	1 1/2	0.88	22.4	4.03	102.4	3.01	76.5

HOSE/CPLG. SELECTION
EQUIPMENT
HOSE SPECIFICATION
GLOBALSPIRAL COUPLINGS
STAINLESS STEEL SPIRAL COUPLINGS
MEGACRIMP COUPLINGS
STAINLESS STEEL BRAID COUPLINGS
POWER CRIMP COUPLINGS
FIELD ATTACHABLE - TYPE T COUPLINGS
FIELD ATTACHABLE - C5 COUPLINGS
FIELD ATTACHABLE - LOCK-ON COUPLINGS
C14 COUPLINGS & ASSEMBLIES
GLP & GL COUPLINGS
GLX COUPLINGS
PCTS THERMOPLASTIC COUPLINGS
POLARSEAL COUPLINGS (ACA, ACB, ACC)
POWER STEERING CPLGS. & TOC ASSEMBLIES
ADAPTERS
QUICK DISCONNECT COUPLERS
BALL VALVES
LIVE SWIVELS
ACCESSORIES
AIR BRAKE CPLGS. & ASSEMBLIES
KITS
BRASS

HOSE/CPLG. SELECTION
EQUIPMENT
HOSE SPECIFICATION
GLOBALSPIRAL COUPLINGS
STAINLESS STEEL SPIRAL COUPLINGS
MEGACRIMP COUPLINGS
STAINLESS STEEL BRAID COUPLINGS
POWER CRIMP COUPLINGS
FIELD ATTACHABLE - TYPE T COUPLINGS
FIELD ATTACHABLE - C5 COUPLINGS
FIELD ATTACHABLE - LOCK-ON COUPLINGS
C14 COUPLINGS & ASSEMBLIES
GLP & GL COUPLINGS
GLX COUPLINGS
PCTS THERMOPLASTIC COUPLINGS
POLARSEAL COUPLINGS (ACA, ACB, ACC)
POWER STEERING CPLGS. & TOC ASSEMBLIES
ADAPTERS
QUICK DISCONNECT COUPLERS
BALL VALVES
LIVE SWIVELS
ACCESSORIES
AIR BRAKE CPLGS. & ASSEMBLIES
KITS
BRASS

Female JIC 37° Flare Swivel - 90° Bent Tube - Steel

DOT FMVSS 106–74 Type AII.



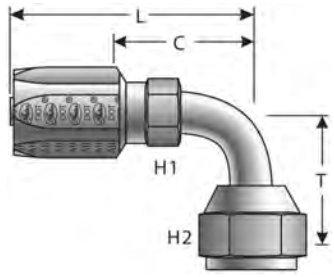

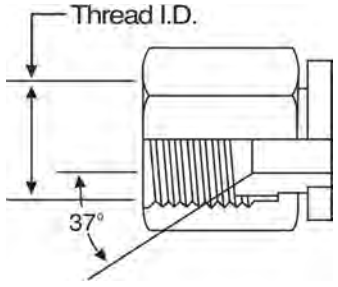

Part No.	Descr.	Prod. No.	⊖			H1	H2	T		L		C	
			"	mm		"	"	"	mm	"	mm	"	mm
G34180-0606	6C5-6RFJX90	7235-86471	5/16	7.9	9/16-18	1/2	11/16	0.84	21.3	2.28	57.9	1.33	33.8
G34181-0606	6C5-6RFJX90L	7235-04205	5/16	7.9	9/16-18	1/2	11/16	2.19	55.6	2.28	57.9	1.33	33.8
G34180-1212	12C5X-12RFJX90S	7237-00545	5/8	15.9	1 1/16-12	7/8	1 1/4	1.81	46.0	4.22	107.2	2.40	60.9
G34181-1212	12C5X-12RFJX90L	7237-00555	5/8	15.9	1 1/16-12	7/8	1 1/4	3.75	95.3	4.22	107.2	2.48	63.0
G34180-1616	16C5-16RFJX90	7235-86475	7/8	22.2	1 5/16-12	1 1/8	1 1/2	2.16	54.9	3.95	100.3	2.76	70.1
G34181-1616	16C5-16RFJX90L	7235-86482	7/8	22.2	1 5/16-12	1 1/8	1 1/2	4.34	110.2	3.95	100.3	2.76	70.1
G34179-2020	20C5-20RFJX90S	7235-20265	1 1/8	28.6	1 5/8-12	1 3/8	2	2.75	69.9	5.07	128.8	3.70	94.0

Male SAE 45° Flare - Steel

DOT FMVSS 106–74 Type AII.



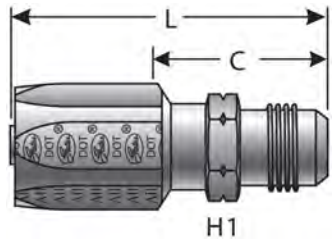

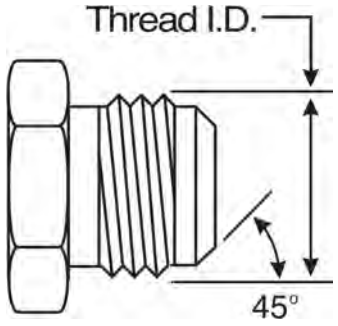

Part No.	Descr.	Prod. No.	⊖			H1	L		C	
			"	mm		"	"	mm	"	mm
G34195-0404	4C5-4RMS	7236-86414	3/16	4.8	7/16-20	1/2	1.76	44.7	1.06	26.9
G34195-0505	5C5X-5RMS	7237-00725	1/4	6.4	1/2-20	1/2	1.96	49.8	1.19	30.3
G34195-0606	6C5-6RMS	7236-86416	5/16	7.9	5/8-18	5/8	2.23	56.6	1.28	32.5
G34195-1010	10C5-10RMS	7236-86418	1/2	12.7	7/8-14	7/8	3.01	76.5	1.72	43.7
G34195-1212	12C5X-12RMS	7237-00765	5/8	15.9	1 1/16-14	1 1/16	3.50	88.9	1.94	49.3

Female SAE 45° Flare Swivel - Brass

DOT FMVSS 106–74 Type AII.



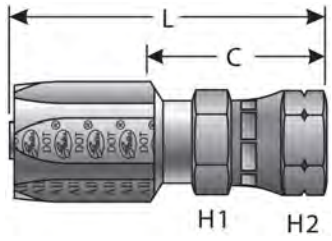

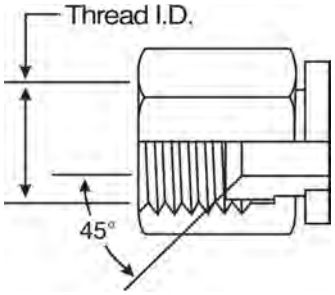

Part No.	Descr.	Prod. No.	⊖ "	⊖ mm				H1 "	H2 "	L "	L mm	C "	C mm
⚠G34200-0606B	6C5-6RFSXB	7238-04045	5/16	7.9	5/8-18		3/4	3/4	2.42	61.5	1.47	37.3
⚠G34200-1212B	12C5-12RFSXB	7238-04055	5/8	15.9	1 1/16-14		1 1/4	1 1/4	3.50	88.9	1.94	49.3

⚠ **WARNING:** Cancer and Reproductive Harm - www.P65Warnings.ca.gov

Female SAE 45° Flare Swivel - Steel

DOT FMVSS 106–74 Type AII.



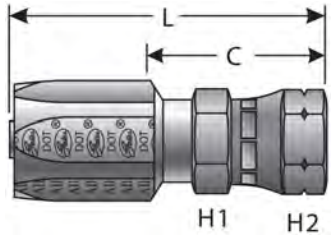

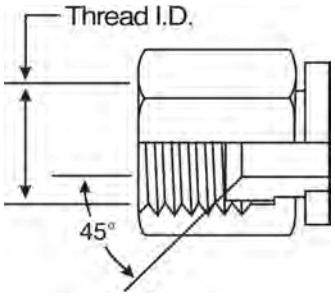

Part No.	Descr.	Prod. No.	⊖ "	⊖ mm		H1 "	H2 "	L "	L mm	C "	C mm
G34200-0606	6C5-6RFSX	7238-04235	5/16	7.9	5/8-18	3/4	3/4	2.42	61.5	1.47	37.3
G34200-1012	10C5-12RFSX	7238-04335	1/2	12.7	1 1/16-14	1 1/4	1 1/4	3.22	81.8	1.93	49.0
G34200-1212	12C5X-12RFSX	7237-00795	5/8	15.9	1 1/16-14	1 1/4	1 1/4	3.50	88.9	1.96	49.9

HOSE/CPLG. SELECTION
EQUIPMENT
HOSE SPECIFICATION
GLOBALSPIRAL COUPLINGS
STAINLESS STEEL SPIRAL COUPLINGS
MEGACRIMP COUPLINGS
STAINLESS STEEL BRAID COUPLINGS
POWER CRIMP COUPLINGS
FIELD ATTACHABLE - TYPE T COUPLINGS
FIELD ATTACHABLE - C5 COUPLINGS
FIELD ATTACHABLE - LOCK-ON COUPLINGS
C14 COUPLINGS & ASSEMBLIES
GLP & GL COUPLINGS
GLX COUPLINGS
PCTS THERMOPLASTIC COUPLINGS
POLARSEAL COUPLINGS (ACA, ACB, ACC)
POWER STEERING CPLGS. & TOC ASSEMBLIES
ADAPTERS
QUICK DISCONNECT COUPLERS
BALL VALVES
LIVE SWIVELS
ACCESSORIES
AIR BRAKE CPLGS. & ASSEMBLIES
KITS
BRASS

Female SAE 45° Flare Swivel - 45° Bent Tube - Steel

DOT FMVSS 106–74 Type AII.



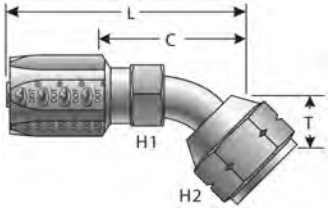

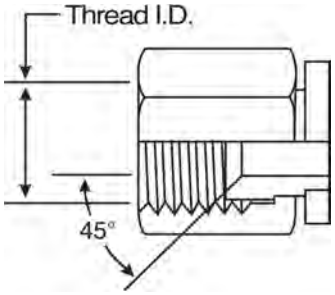

Part No.	Descr.	Prod. No.	⟷			H1	H2	T		L		C	
			"	mm		"	"	"	mm	"	mm	"	mm
G34202-0606	6C5-6RFSX45	7235-04855	5/16	7.9	5/8-18	1/2	3/4	0.41	10.4	2.42	61.5	1.47	37.3
G34202-1212	12C5X-12RFSX45S	7237-00835	5/8	15.9	1 1/16-14	7/8	1 1/4	0.74	18.8	4.27	108.5	2.72	69.1

Female SAE 45° Flare Swivel - 90° Bent Tube - Steel

DOT FMVSS 106–74 Type AII.



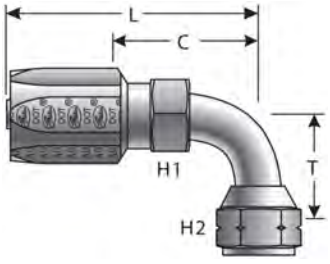

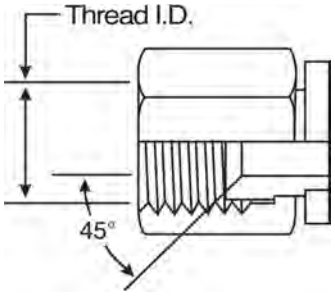

Part No.	Descr.	Prod. No.	⟷			H1	H2	T		L		C	
			"	mm		"	"	"	mm	"	mm	"	mm
G34205-0606	6C5-6RFSX90	7235-04915	5/16	7.9	5/8-18	1/2	3/4	0.84	21.3	2.28	57.9	1.33	33.8
G34205-1212	12C5X-12RFSX90S	7237-00845	5/8	15.9	1 1/16-14	7/8	1 1/4	1.81	46.0	4.72	119.9	2.62	66.6
G34206-0606	6C5-6RFSX90L	7235-86497	5/16	7.9	5/8-18	1/2	3/4	2.19	55.6	2.28	57.9	1.22	31.0

Dual Seat Female JIC 37°/SAE 45° Flare Swivel - Brass

DOT FMVSS 106–74 Type AII.



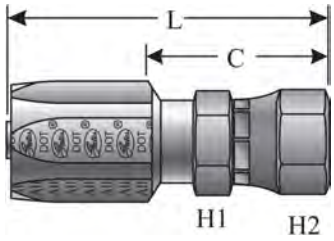

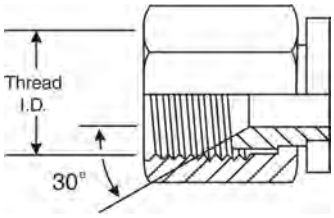

Part No.	Descr.	Prod. No.	⟷ "	⟷ mm	Thread	H1 "	H2 "	L "	L mm	C "	C mm
⚠ G34210-0505B	5C5-5RFJSXB	7238-04005	1/4	6.4	1/2-20	11/16	11/16	2.11	53.6	1.34	34.0
⚠ G34210-0808B	8C5-8RFJSXB	7238-04015	13/32	10.3	3/4-16	7/8	7/8	2.75	69.9	1.63	41.4
⚠ G34210-1010B	10C5-10RFJSXB	7238-04025	1/2	12.7	7/8-14	1 1/16	1 1/16	3.10	78.7	1.81	46.0

⚠ **WARNING:** Cancer and Reproductive Harm - www.P65Warnings.ca.gov

Dual Seat Female JIC 37°/SAE 45° Flare Swivel - Steel

DOT FMVSS 106–74 Type AII.



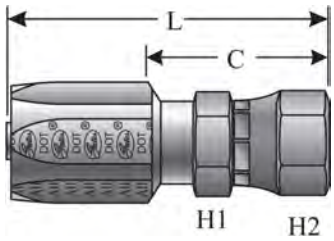

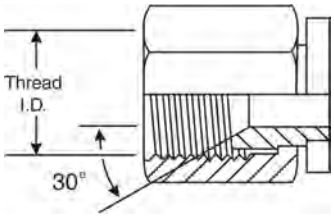

Part No.	Descr.	Prod. No.	⟷ "	⟷ mm	Thread	H1 "	H2 "	L "	L mm	C "	C mm
G34210-0404	4C5-4RFJSX	7238-04215	3/16	4.8	7/16-20	9/16	9/16	1.92	48.8	1.22	31.0
G34210-0504	5C5X-4RFJSX	7237-00875	1/4	6.4	7/16-20	9/16	9/16	2.05	52.1	1.29	32.8
G34210-0505	5C5X-5RFJSX	7237-00885	1/4	6.4	1/2-20	11/16	11/16	2.11	53.6	1.34	34.0
G34210-0608	6C5-8RFJSX	7238-04295	5/16	7.9	3/4-16	7/8	7/8	2.48	63.0	1.53	38.9
G34210-0808	8C5X-8RFJSX	7237-00905	13/32	10.3	3/4-16	7/8	7/8	2.75	69.9	1.67	42.3
G34210-1008	10C5-8RFJSX	7238-04315	1/2	12.7	3/4-16	7/8	7/8	2.93	74.4	1.64	41.7
G34210-1010	10C5-10RFJSX	7238-04255	1/2	12.7	7/8-14	1 1/16	1 1/16	3.10	78.7	1.81	46.0

HOSE/CPLG. SELECTION
EQUIPMENT
HOSE SPECIFICATION
GLOBALSPIRAL COUPLINGS
STAINLESS STEEL SPIRAL COUPLINGS
MEGACRIMP COUPLINGS
STAINLESS STEEL BRAID COUPLINGS
POWER CRIMP COUPLINGS
FIELD ATTACHABLE - TYPE T COUPLINGS
FIELD ATTACHABLE - C5 COUPLINGS
FIELD ATTACHABLE - LOCK-ON COUPLINGS
C14 COUPLINGS & ASSEMBLIES
GLP & GL COUPLINGS
GLX COUPLINGS
PCTS THERMOPLASTIC COUPLINGS
POLARSEAL COUPLINGS (ACA, ACB, ACC)
POWER STEERING CPLGS. & TOC ASSEMBLIES
ADAPTERS
QUICK DISCONNECT COUPLERS
BALL VALVES
LIVE SWIVELS
ACCESSORIES
AIR BRAKE CPLGS. & ASSEMBLIES
KITS
BRASS

Dual Seat Female JIC 37°/SAE 45° Flare Swivel - 45° Bent Tube - Steel

DOT FMVSS 106–74 Type AII.



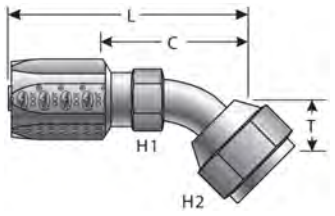

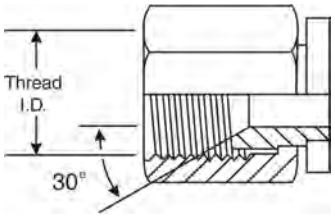

Part No.	Descr.	Prod. No.	⊖			H1	H2	T		L		C	
			"	mm		"	"	"	mm	"	mm	"	mm
G34211-0404	4C5-4RFJSX45	7235-20005	3/16	4.8	7/16-20	7/16	9/16	0.34	8.6	1.90	48.3	1.21	30.7
G34211-0505	5C5X-5RFJSX45S	7237-00945	1/4	6.4	1/2-20	7/16	5/8	0.38	9.7	2.11	53.6	1.40	35.6
G34211-0608	6C5-8RFJSX45	7235-20045	5/16	7.9	3/4-16	5/8	7/8	0.56	14.2	2.71	68.8	1.76	44.7
G34211-0808	8C5X-8RFJSX45S	7237-00965	13/32	10.3	3/4-16	5/8	7/8	0.56	14.2	2.98	75.7	1.86	47.3
G34211-1010	10C5-10RFJSX45	7235-20035	1/2	12.7	7/8-14	3/4	1	0.63	16.0	3.60	91.4	2.31	58.7

Dual Seat Female JIC 37°/SAE 45° Flare Swivel - 90° Bent Tube - Steel

DOT FMVSS 106–74 Type AII.



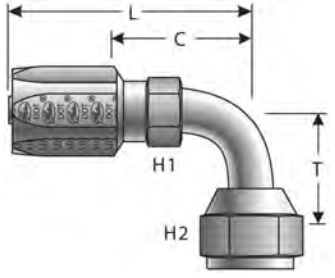

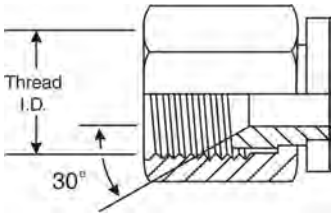

Part No.	Descr.	Prod. No.	⊖			H1	H2	T		L		C	
			"	mm		"	"	"	mm	"	mm	"	mm
G34212-0404	4C5-4RFJSX90	7235-20105	3/16	4.8	7/16-20	7/16	9/16	0.69	17.5	1.78	45.2	1.08	27.4
G34212-0505	5C5X-5RFJSX90S	7237-01005	1/4	6.4	1/2-20	7/16	5/8	0.78	19.8	2.02	51.3	1.30	33.0
G34212-0808	8C5X-8RFJSX90S	7237-01025	13/32	10.3	3/4-16	5/8	7/8	1.09	27.7	2.79	70.9	1.65	41.9
G34212-1010	10C5-10RFJSX90	7235-20135	1/2	12.7	7/8-14	3/4	1	1.25	31.8	3.41	86.6	2.12	53.8
G34213-0404	4C5-4RFJSX90L	7235-20205	3/16	4.8	7/16-20	7/16	9/16	1.81	46.0	1.78	45.2	1.08	27.4
G34213-0505	5C5X-5RFJSX90L	7237-01015	1/4	6.4	1/2-20	7/16	5/8	1.78	45.2	2.02	51.3	1.30	33.0
G34213-0808	8C5X-8RFJSX90L	7237-01035	13/32	10.3	3/4-16	5/8	7/8	2.44	62.0	2.79	70.9	1.63	41.4
G34213-1010	10C5-10RFJSX90L	7235-20235	1/2	12.7	7/8-14	3/4	1	2.56	65.0	3.41	86.6	2.12	53.8

Female Flat-Face O-Ring Swivel - Steel

DOT FMVSS 106–74 Type AII.
SAE J1453 O–Ring Face Seal.



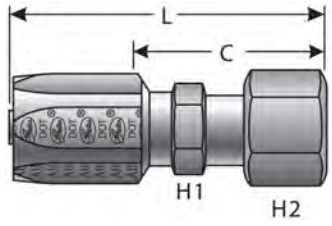

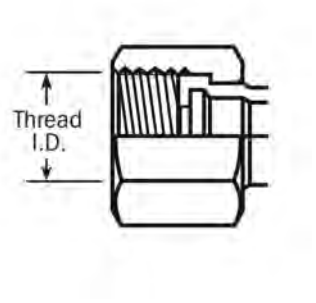

Part No.	Descr.	Prod. No.	⟷					H1	H2	L		C	
			"	mm			"	"	"	mm	"	mm
G34230-0404	4C5-4RFFORX	7238-01505	3/16	4.8	9/16-18		9/16	11/16	2.07	52.6	1.32	33.5
G34230-0606	6C5-6RFFORX	7238-01265	5/16	7.9	11/16-16		1/2	13/16	2.53	64.3	1.58	40.1
G34230-0808	8C5X-8RFFORX	7237-01085	13/32	10.3	13/16-16		13/16	15/16	2.92	74.2	1.74	44.2
G34230-1010	10C5-10RFFORX	7238-01545	1/2	12.7	1-14		15/16	1 1/8	3.23	82.0	1.94	49.3
G34230-1212	12C5X-12RFFORX	7237-01105	5/8	15.9	1 3/16-12		7/8	1 3/8	3.70	94.0	2.12	53.8

Female Flat-Face O-Ring Swivel - 45° Bent Tube - Steel

DOT FMVSS 106–74 Type AII.
SAE J1453 O–Ring Face Seal.



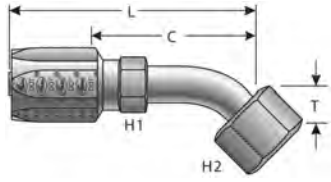

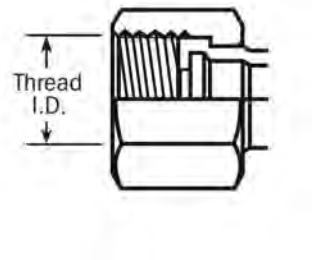

Part No.	Descr.	Prod. No.	⟷			H1	H2	T		L		C	
			"	mm		"	"	"	mm	"	mm	"	mm
G34235-0404	4C5-4RFFORX45	7235-05275	3/16	4.8	9/16-18	1/2	11/16	0.41	10.4	2.42	61.5	1.67	42.4

HOSE/CPLG. SELECTION
EQUIPMENT
HOSE SPECIFICATION
GLOBALSPIRAL COUPLINGS
STAINLESS STEEL SPIRAL COUPLINGS
MEGACRIMP COUPLINGS
STAINLESS STEEL BRAID COUPLINGS
POWER CRIMP COUPLINGS
FIELD ATTACHABLE - TYPE T COUPLINGS
FIELD ATTACHABLE - C5 COUPLINGS
FIELD ATTACHABLE - LOCK-ON COUPLINGS
C14 COUPLINGS & ASSEMBLIES
GLP & GL COUPLINGS
GLX COUPLINGS
PCTS THERMOPLASTIC COUPLINGS
POLARSEAL COUPLINGS (ACA, ACB, ACC)
POWER STEERING CPLGS. & TOC ASSEMBLIES
ADAPTERS
QUICK DISCONNECT COUPLERS
BALL VALVES
LIVE SWIVELS
ACCESSORIES
AIR BRAKE CPLGS. & ASSEMBLIES
KITS
BRASS

Female Flat-Face O-Ring Swivel - 90° Bent Tube - Steel

DOT FMVSS 106–74 Type AII.
SAE J1453 O–Ring Face Seal.



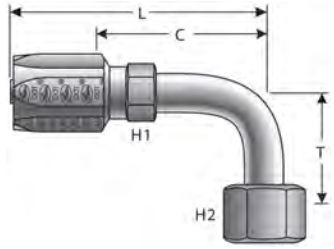

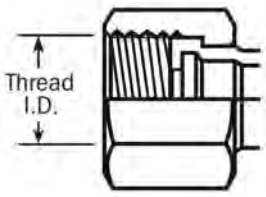

Part No.	Descr.	Prod. No.	⊖			H1	H2	T		L		C	
			"	mm		"	"	"	mm	"	mm	"	mm
G34240-0404	4C5-4RFFORX90	7235-05285	3/16	4.8	9/16-18	1/2	11/16	0.82	20.8	2.17	55.1	1.42	36.1
G34239-0606	6C5-6RFFORX90S	7235-05305	5/16	7.9	11/16-16	1/2	13/16	0.90	22.9	2.77	70.4	1.89	48.0

Male SAE 45° Flare Inverted Swivel - Steel

DOT FMVSS 106–74 Type AII.



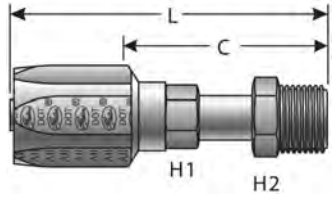

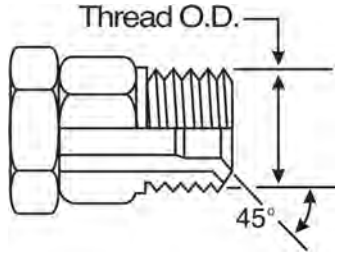

Part No.	Descr.	Prod. No.	⊖			H1	H2	L		C	
			"	mm		"	"	"	mm	"	mm
G34500-0404	4C5-4RMIX	7235-86372	3/16	4.8	7/16-24	7/16	7/16	2.41	61.2	1.72	43.7
G34500-0505	5C5X-5RMIX	7237-01155	1/4	6.4	1/2-20	7/16	1/2	2.63	66.8	1.90	48.3
G34500-0506	5C5X-6RMIX	7237-01165	1/4	6.4	5/8-18	1/2	5/8	2.59	65.8	1.88	47.8
G34500-0605	6C5-5RMIX	7235-01035	5/16	7.9	1/2-20	1/2	1/2	2.60	66.0	1.65	41.9
G34500-0606	6C5-6RMIX	7235-86382	5/16	7.9	5/8-18	1/2	5/8	2.86	72.6	1.91	48.5
G34500-0608	6C5-8RMIX	7235-01055	5/16	7.9	3/4-18	5/8	3/4	3.23	82.0	2.28	57.9
G34500-0808	8C5X-8RMIX	7237-01215	13/32	10.3	3/4-18	5/8	3/4	3.49	88.7	2.38	60.4

Male SAE 45° Flare Inverted Swivel - 45° Bent Tube - Steel

DOT FMVSS 106–74 Type AII.



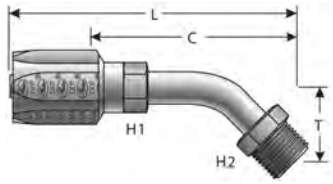

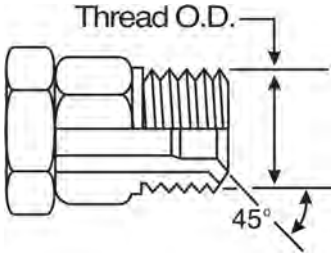

Part No.	Descr.	Prod. No.	⊖			H1	H2	T		L		C	
			"	mm		"	"	"	mm	"	mm	"	mm
G34502-0404	4C5-4RMIX45	7235-05005	3/16	4.8	7/16-24	7/16	7/16	0.62	15.8	2.18	55.4	1.48	37.6
G34502-0606	6C5-6RMIX45	7235-05015	5/16	7.9	5/8-18	1/2	5/8	0.94	23.9	3.03	77.0	2.09	53.1
G34502-0808	8C5X-8RMIX45-028	7237-01245	13/32	10.3	3/4-18	5/8	3/4	1.09	27.7	3.44	87.4	2.28	57.8

Male SAE 45° Flare Inverted Swivel - 90° Bent Tube - Steel

DOT FMVSS 106–74 Type AII.



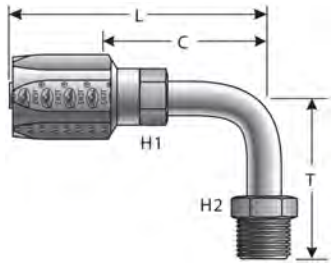

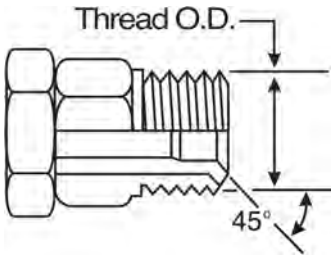

Part No.	Descr.	Prod. No.	⊖			H1	H2	T		L		C	
			"	mm		"	"	"	mm	"	mm	"	mm
G34504-0404	4C5-4RMIX90	7235-05105	3/16	4.8	7/16-24	7/16	7/16	1.56	39.6	2.17	55.1	1.47	37.3
G34504-0505	5C5X-5RMIX90-042	7237-01265	1/4	6.4	1/2-20	7/16	1/2	1.66	42.2	2.43	61.7	1.67	42.4
G34504-0606	6C5-6RMIX90	7235-86387	5/16	7.9	5/8-18	1/2	5/8	1.69	42.9	2.64	67.1.	1.69	43.0
G34504-0608	6C5-8RMIX90	7235-05135	5/16	7.9	3/4-18	5/8	3/4	1.78	45.2	2.73	69.3	1.78	45.2
G34504-0808	8C5X-8RMIX90-045	7237-01305	13/32	10.3	3/4-18	5/8	3/4	1.78	45.2	2.90	73.7	1.72	43.7

HOSE/CPLG. SELECTION
EQUIPMENT
HOSE SPECIFICATION
GLOBALSPIRAL COUPLINGS
STAINLESS STEEL SPIRAL COUPLINGS
MEGACRIMP COUPLINGS
STAINLESS STEEL BRAID COUPLINGS
POWER CRIMP COUPLINGS
FIELD ATTACHABLE - TYPE T COUPLINGS
FIELD ATTACHABLE - C5 COUPLINGS
FIELD ATTACHABLE - LOCK-ON COUPLINGS
C14 COUPLINGS & ASSEMBLIES
GLP & GL COUPLINGS
GLX COUPLINGS
PCTS THERMOPLASTIC COUPLINGS
POLARSEAL COUPLINGS (ACA, ACB, ACC)
POWER STEERING CPLGS. & TOC ASSEMBLIES
ADAPTERS
QUICK DISCONNECT COUPLERS
BALL VALVES
LIVE SWIVELS
ACCESSORIES
AIR BRAKE CPLGS. & ASSEMBLIES
KITS
BRASS

SAE Male Flareless Assembly - Steel

DOT FMVSS 106–74 Type AII.



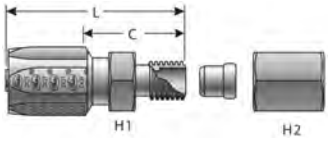

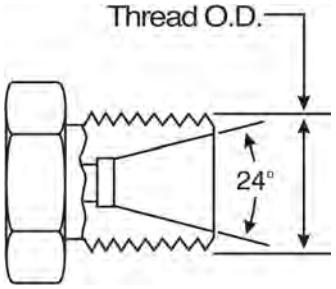

Part No.	Descr.	Prod. No.				H1	H2	L		C	
			"	mm		"	"	"	mm	"	mm
G34510-0404	4C5-4RMFA	7236-04855	3/16	4.8	7/16-20	1/2	9/16	1.81	46.0	1.06	26.9
G34510-0604	6C5-4RMFA	7236-04875	5/16	7.9	7/16-20	9/16	9/16	2.03	51.6	1.13	28.7
G34510-0606	6C5-6RMFA	7236-04885	5/16	7.9	9/16-18	5/8	11/16	2.05	52.1	1.15	29.2
G34510-1010	10C5-10RMFA	7236-04905	1/2	12.7	7/8-14	15/16	1	2.77	70.4	1.48	37.6

Female Air Brake Swivel - Steel

DOT FMVSS 106–74 Type AII.



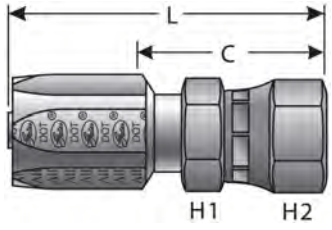

Part No.	Descr.	Prod. No.				H1	H2	L		C	
			"	mm		"	"	"	mm	"	mm
G34540-0606	6C5-6RFABX	7238-04425	5/16	7.9	3/4-20	7/8	7/8	2.29	58.2	1.34	34.0
G34540-0806	8C5X-6RFABX	7237-01395	13/32	10.3	3/4-20	7/8	7/8	2.60	66.0	1.21	30.7

Parker Triple Thread Female Swivel - Steel

DOT FMVSS 106–74 Type AII.



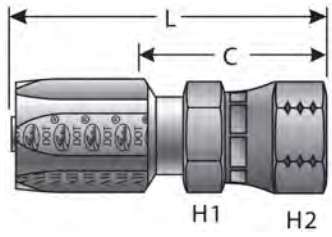

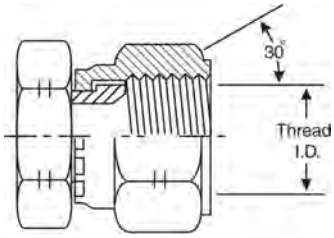

Part No.	Descr.	Prod. No.	⊖			H1	H2	L		C	
			"	mm		"	"	"	mm	"	mm
G34562-1616	16C5-16RFZX	7238-86461	7/8	22.2	1 5/16-14	1 1/2	1 1/2	2.90	73.7	1.72	43.7

HOSE/CPLG. SELECTION
EQUIPMENT
HOSE SPECIFICATION
GLOBALSPIRAL COUPLINGS
STAINLESS STEEL SPIRAL COUPLINGS
MEGACRIMP COUPLINGS
STAINLESS STEEL BRAID COUPLINGS
POWER CRIMP COUPLINGS
FIELD ATTACHABLE - TYPE T COUPLINGS
FIELD ATTACHABLE - C5 COUPLINGS
FIELD ATTACHABLE - LOCK-ON COUPLINGS
C14 COUPLINGS & ASSEMBLIES
GLP & GL COUPLINGS
GLX COUPLINGS
PCTS THERMOPLASTIC COUPLINGS
POLARSEAL COUPLINGS (ACA, ACB, ACC)
POWER STEERING CPLGS. & TOC ASSEMBLIES
ADAPTERS
QUICK DISCONNECT COUPLERS
BALL VALVES
LIVE SWIVELS
ACCESSORIES
AIR BRAKE CPLGS. & ASSEMBLIES
KITS
BRASS

Male Pipe (NPTF - 30° Cone Seat) - Steel

DOT FMVSS Type A1 (No mandrel required).



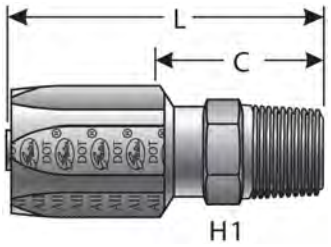

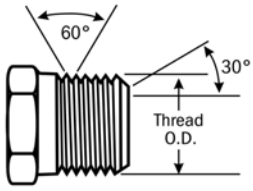

Part No.	Descr.	Prod. No.	⊖			H1	L		C	
			"	mm		"	"	mm	"	mm
G35100-0402	4C5E-2RMP	7236-00755	3/16	4.8	1/8-27	1/2	1.53	38.9	0.81	20.6
G35100-0404	4C5E-4RMP	7236-00765	3/16	4.8	1/4-18	9/16	1.75	44.5	1.03	26.2
G35100-0504	5C5E-4RMP	7236-00775	1/4	6.4	1/4-18	9/16	1.76	44.7	0.96	24.4
G35100-0604	6C5E-4RMP	7236-00785	5/16	7.9	1/4-18	9/16	1.85	47.0	1.00	25.4
G35100-0606	6C5E-6RMP	7236-00795	5/16	7.9	3/8-18	11/16	1.89	48.0	1.04	26.4
G35100-0806	8C5E-6RMP	7236-00805	13/32	10.3	3/8-18	11/16	2.19	55.6	1.19	30.2
G35100-0808	8C5E-8RMP	7236-00815	13/32	10.3	1/2-14	7/8	2.29	58.2	1.29	32.8
G35100-1008	10C5E-8RMP	7236-00825	1/2	12.7	1/2-14	7/8	2.38	60.5	1.31	33.3
G35100-1212	12C5E-12RMP	7236-00835	5/8	15.9	3/4-14	1 1/16	2.59	65.8	1.44	36.6
G35100-1612	16C5E-12RMP	7236-00865	7/8	22.2	3/4-14	1 1/16	2.49	63.3	1.43	36.3
G35100-1616	16C5E-16RMP	7236-00855	7/8	22.2	1-11 1/2	1 3/8	2.80	71.1	1.74	44.2
G35100-2020	20C5E-20RMP	7236-00885	1 1/8	28.6	1 1/4-11 1/2	1 3/4	2.92	74.2	1.80	45.7

Female JIC 37° Flare Swivel - Steel

DOT FMVSS Type A1 (No mandrel required).



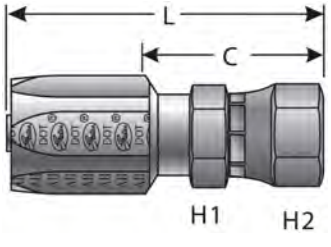

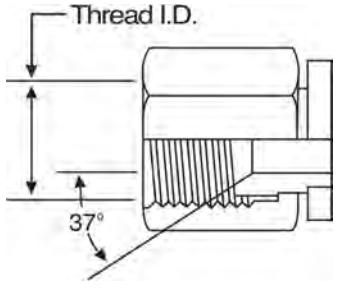

Part No.	Descr.	Prod. No.	⊖			H1	H2	L		C	
			"	mm		"	"	"	mm	"	mm
G35170-0606	6C5E-6RFJX	7238-01025	5/16	7.9	9/16-18	3/4	3/4	2.04	51.8	1.19	30.2
G35170-1212	12C5E-12RFJX	7238-01055	5/8	15.9	1 1/16-12	1 1/4	1 1/4	2.92	74.2	1.78	45.2
G35170-1616	16C5E-16RFJX	7238-01065	7/8	22.2	1 5/16-12	1 1/2	1 1/2	2.90	73.7	1.84	46.7
G35170-2020	20C5E-20RFJX	7238-01215	1 1/8	28.6	1 5/8-12	1 9/16	2	3.34	84.8	2.20	55.9

Female JIC 37° Flare Swivel - 45° Bent Tube - Steel

DOT FMVSS Type A1 (No mandrel required).



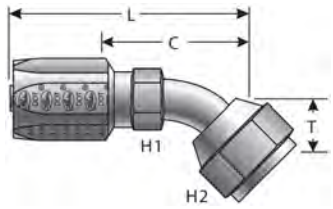

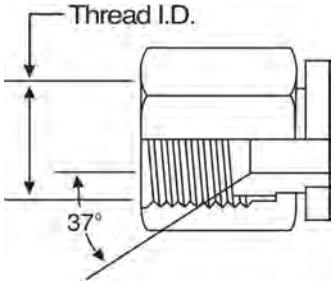

Part No.	Descr.	Prod. No.	⊖			H1	H2	T		L		C	
			"	mm		"	"	"	mm	"	mm	"	mm
G35175-0606	6C5E-6RFJX45	7235-20415	5/16	7.9	9/16-18	1/2	11/16	0.41	10.4	2.33	59.2	1.48	37.6
G35175-1212	12C5E-12RFJX45	7235-20455	5/8	15.9	1 1/16-12	7/8	1 1/4	0.78	19.8	3.63	92.2	2.49	63.2

Female JIC 37° Flare Swivel - 90° Bent Tube - Steel

DOT FMVSS Type A1 (No mandrel required).



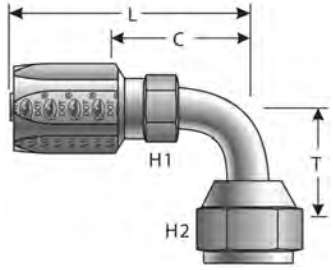

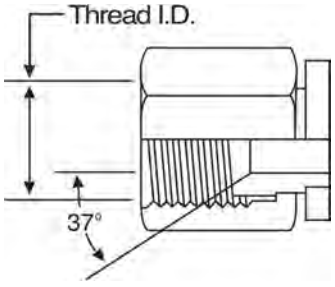

Part No.	Descr.	Prod. No.	⊖			H1	H2	T		L		C	
			"	mm		"	"	"	mm	"	mm	"	mm
G35180-0606	6C5E-6RFJX90	7235-00305	5/16	7.9	9/16-18	1/2	11/16	0.91	23.4	2.21	56.1	1.36	34.5
G35180-1212	12C5E-12RFJX90	7235-00265	5/8	15.9	1 1/16-12	7/8	1 1/4	1.81	46.0	3.58	91.0	2.44	62.0
G35180-1616	16C5E-16RFJX90	7235-00285	7/8	22.2	1 5/16-12	1 3/8	1 1/2	2.16	54.9	3.72	94.5	2.66	67.6
G35180-2020	20C5E-20RFJX90	7235-20345	1 1/8	28.6	1 5/8-12	2	1 9/16	2.65	67.3	5.58	141.7	4.45	113.0

HOSE/CPLG. SELECTION
EQUIPMENT
HOSE SPECIFICATION
GLOBALSPIRAL COUPLINGS
STAINLESS STEEL SPIRAL COUPLINGS
MEGACRIMP COUPLINGS
STAINLESS STEEL BRAID COUPLINGS
POWER CRIMP COUPLINGS
FIELD ATTACHABLE - TYPE T COUPLINGS
FIELD ATTACHABLE - C5 COUPLINGS
FIELD ATTACHABLE - LOCK-ON COUPLINGS
C14 COUPLINGS & ASSEMBLIES
GLP & GL COUPLINGS
GLX COUPLINGS
PCTS THERMOPLASTIC COUPLINGS
POLARSEAL COUPLINGS (ACA, ACB, ACC)
POWER STEERING CPLGS. & TOC ASSEMBLIES
ADAPTERS
QUICK DISCONNECT COUPLERS
BALL VALVES
LIVE SWIVELS
ACCESSORIES
AIR BRAKE CPLGS. & ASSEMBLIES
KITS
BRASS

Female SAE 45° Flare Swivel - Steel

DOT FMVSS Type A1 (No mandrel required).



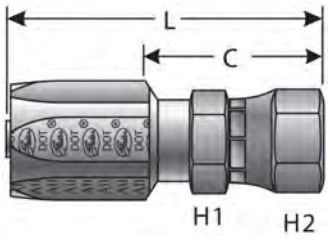

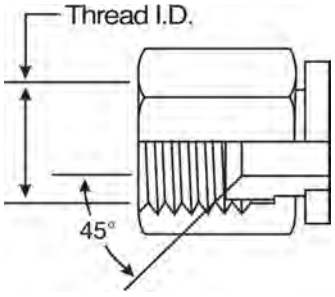

Part No.	Descr.	Prod. No.	⟷		≡	H1	H2	L		C	
			"	mm		"	"	"	mm	"	mm
G35200-0606	6C5E-6RFSX	7238-00955	5/16	7.9	5/8-18	3/4	3/4	2.13	54.1	1.28	32.5
G35200-1212	12C5E-12RFSX	7238-00985	5/8	15.9	1 1/16-14	1 1/4	1 1/4	2.94	74.7	1.80	45.7

Female SAE 45° Flare Swivel - 45° Bent Tube - Steel

DOT FMVSS Type A1 (No mandrel required).



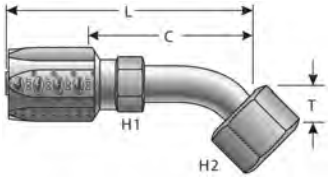

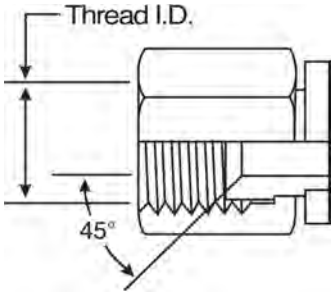

Part No.	Descr.	Prod. No.	⟷		≡	H1	H2	T		L		C	
			"	mm		"	"	"	mm	"	mm	"	mm
G35202-0606	6C5E-6RFSX45	7235-20425	5/16	7.9	5/8-18	1/2	3/4	0.41	10.4	2.33	59.2	1.48	37.6
G35202-1212	12C5E-12RFSX45	7235-20465	5/8	15.9	1 1/16-14	7/8	1 1/4	0.78	19.8	3.63	92.2	2.49	63.2

Female SAE 45° Flare Swivel - 90° Bent Tube - Steel

DOT FMVSS Type A1 (No mandrel required).



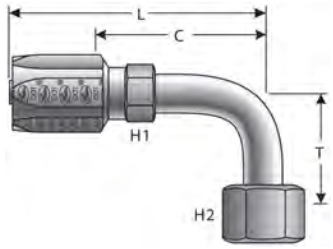

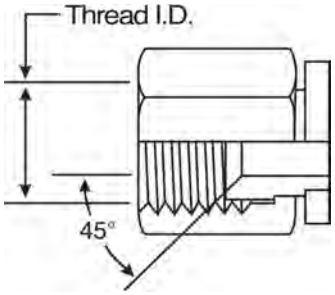

Part No.	Descr.	Prod. No.	⟷			H1	H2	T		L		C	
			"	mm		"	"	"	mm	"	mm	"	mm
G35205-0606	6C5E-6RFSX90	7235-00315	5/16	7.9	5/8-18	1/2	3/4	0.84	21.3	2.21	56.1	1.36	34.5
G35205-1212	12C5E-12RFSX90	7235-00275	5/8	15.9	1 1/16-14	7/8	1 1/4	1.81	46.0	3.58	91.0	2.44	62.0

Dual Seat Female JIC 37°/SAE 45° Flare Swivel - Steel

DOT FMVSS Type A1 (No mandrel required).



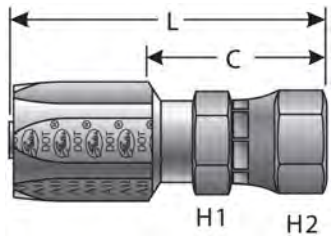

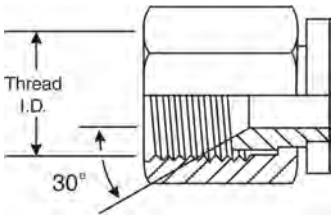

Part No.	Descr.	Prod. No.	⟷			H1	H2	L		C	
			"	mm		"	"	"	mm	"	mm
G35210-0404	4C5E-4RFJSX	7238-01005	3/16	4.8	7/16-20	1/2	9/16	1.82	46.2	1.10	27.9
G35210-0505	5C5E-5RFJSX	7238-01015	1/4	6.4	1/2-20	1/2	11/16	2.00	50.8	1.21	30.7
G35210-0808	8C5E-8RFJSX	7238-01035	13/32	10.3	3/4-16	7/8	7/8	2.45	62.2	1.45	36.8
G35210-1010	10C5E-10RFJSX	7238-01045	1/2	12.7	7/8-14	1 1/16	1 1/16	2.72	69.1	1.65	41.9

HOSE/CPLG. SELECTION
EQUIPMENT
HOSE SPECIFICATION
GLOBALSPIRAL COUPLINGS
STAINLESS STEEL SPIRAL COUPLINGS
MEGACRIMP COUPLINGS
STAINLESS STEEL BRAID COUPLINGS
POWER CRIMP COUPLINGS
FIELD ATTACHABLE - TYPE T COUPLINGS
FIELD ATTACHABLE - C5 COUPLINGS
FIELD ATTACHABLE - LOCK-ON COUPLINGS
C14 COUPLINGS & ASSEMBLIES
GLP & GL COUPLINGS
GLX COUPLINGS
PCTS THERMOPLASTIC COUPLINGS
POLARSEAL COUPLINGS (ACA, ACB, ACC)
POWER STEERING CPLGS. & TOC ASSEMBLIES
ADAPTERS
QUICK DISCONNECT COUPLERS
BALL VALVES
LIVE SWIVELS
ACCESSORIES
AIR BRAKE CPLGS. & ASSEMBLIES
KITS
BRASS

Dual Seat Female JIC 37°/SAE 45° Flare Swivel - 45° Bent Tube - Steel

DOT FMVSS Type A1 (No mandrel required).



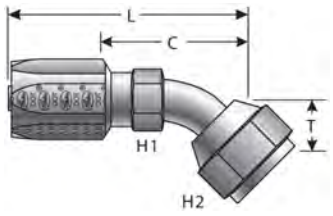

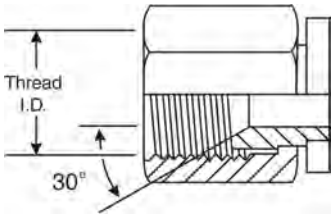

Part No.	Descr.	Prod. No.	⊖			H1	H2	T		L		C	
			"	mm		"	"	"	mm	"	mm	"	mm
G35211-0404	4C5E-4RFJSX45	7235-20405	3/16	4.8	7/16-20	1/2	9/16	0.34	8.6	1.92	48.8	1.20	30.5
G35211-0808	8C5E-8RFJSX45	7235-20435	13/32	10.3	3/4-16	11/16	7/8	0.56	14.2	2.73	69.3	1.73	43.9
G35211-1010	10C5E-10RFJSX45	7235-20445	1/2	12.7	7/8-14	3/4	1	0.63	16.0	3.17	80.5	2.11	53.6

Dual Seat Female JIC 37°/SAE 45° Flare Swivel - 90° Bent Tube - Steel

DOT FMVSS Type A1 (No mandrel required).



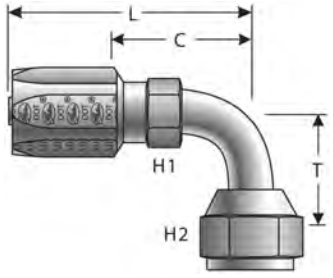

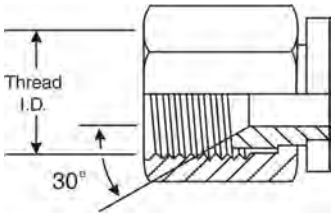

Part No.	Descr.	Prod. No.	⊖			H1	H2	T		L		C	
			"	mm		"	"	"	mm	"	mm	"	mm
G35212-0404	4C5E-4RFJSX90	7235-20305	3/16	4.8	7/16-20	1/2	9/16	0.69	17.5	1.72	43.7	1.00	25.4
G35212-0808	8C5E-8RFJSX90	7235-20315	13/32	10.3	3/4-16	11/16	7/8	1.09	27.7	2.54	64.5	1.54	39.1
G35212-1010	10C5E-10RFJSX90	7235-20325	1/2	12.7	7/8-14	3/4	1	1.25	31.8	2.97	75.4	1.91	48.5

Special Flange - 90° - Engine Oil Connection (Code 61-2 bolt) - Steel

DOT FMVSS Type A1 (No mandrel required).



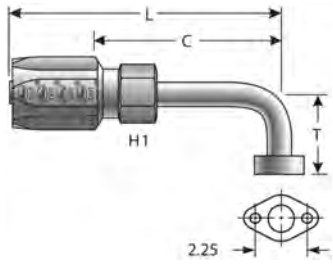

Part No.	Descr.	Prod. No.	⟷		H1	T		L		C	
			"	mm	"	"	mm	"	mm	"	mm
G35342-2020	20C5E-20RFL90S	7235-20355	1 1/8	28.6	1 9/16	2.50	63.5	4.95	125.7	3.82	97.0

Male SAE 45° Flare Inverted Swivel - Steel

DOT FMVSS Type A1 (No mandrel required).



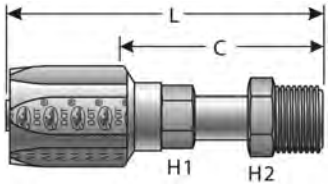

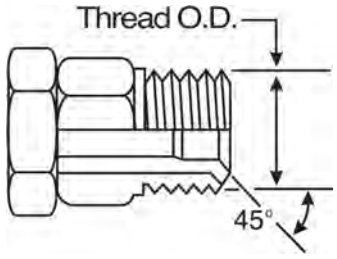

Part No.	Descr.	Prod. No.	⟷		≋	H1	H2	L		C	
			"	mm		"	"	"	mm	"	mm
G35500-0404	4C5E-4RMIX	7235-02855	3/16	4.8	7/16-24	1/2	7/16	2.05	52.1	1.33	33.8
G35500-0505	5C5E-5RMIX	7235-02865	1/4	6.4	1/2-20	1/2	1/2	2.26	57.4	1.45	36.8
G35500-0605	6C5E-5RMIX	7235-02875	5/16	7.9	1/2-20	1/2	1/2	2.39	60.7	1.54	39.1
G35500-0606	6C5E-6RMIX	7235-02885	5/16	7.9	5/8-18	1/2	5/8	2.71	68.8	1.86	47.2
G35500-0808	8C5E-8RMIX	7235-02895	13/32	10.3	3/4-18	11/16	3/4	3.24	82.3	2.24	56.9

HOSE/CPLG. SELECTION
EQUIPMENT
HOSE SPECIFICATION
GLOBALSPIRAL COUPLINGS
STAINLESS STEEL SPIRAL COUPLINGS
MEGACRIMP COUPLINGS
STAINLESS STEEL BRAID COUPLINGS
POWER CRIMP COUPLINGS
FIELD ATTACHABLE - TYPE T COUPLINGS
FIELD ATTACHABLE - C5 COUPLINGS
FIELD ATTACHABLE - LOCK-ON COUPLINGS
C14 COUPLINGS & ASSEMBLIES
GLP & GL COUPLINGS
GLX COUPLINGS
PCTS THERMOPLASTIC COUPLINGS
POLARSEAL COUPLINGS (ACA, ACB, ACC)
POWER STEERING CPLGS. & TOC ASSEMBLIES
ADAPTERS
QUICK DISCONNECT COUPLERS
BALL VALVES
LIVE SWIVELS
ACCESSORIES
AIR BRAKE CPLGS. & ASSEMBLIES
KITS
BRASS

Male SAE 45° Flare Inverted Swivel - 45° Bent Tube - Steel

DOT FMVSS Type A1 (No mandrel required).



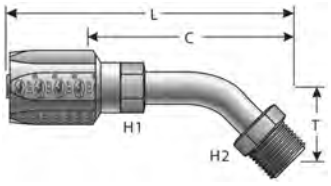

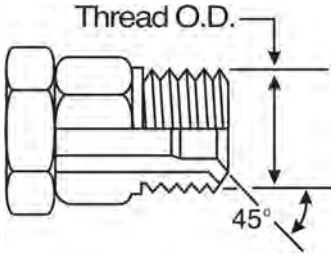

Part No.	Descr.	Prod. No.	⊖			H1	H2	T		L		C	
			"	mm		"	"	"	mm	"	mm	"	mm
G35502-0606	6C5E-6RMIX45	7235-02795	5/16	7.9	5/8-18	1/2	5/8	0.84	21.3	3.79	96.3	2.94	74.7
G35502-0808	8C5E-8RMIX45	7235-02905	13/32	10.3	3/4-18	11/16	3/4	1.09	27.7	4.24	107.7	3.24	82.3

Male SAE 45° Flare Inverted Swivel - 90° Bent Tube - Steel

DOT FMVSS Type A1 (No mandrel required).



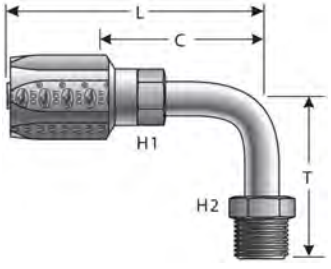

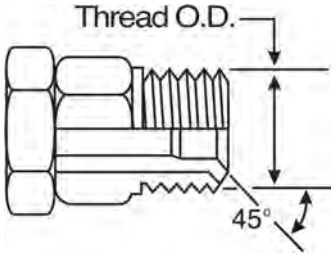

Part No.	Descr.	Prod. No.	⊖			H1	H2	T		L		C	
			"	mm		"	"	"	mm	"	mm	"	mm
G35504-0505	5C5E-5RMIX90	7235-02815	1/4	6.4	1/2-20	1/2	1/2	1.50	38.1	2.25	57.2	1.46	37.1
G35504-0605	6C5E-5RMIX90	7235-02825	5/16	7.9	1/2-20	1/2	1/2	1.50	38.1	2.39	60.7	1.54	39.1
G35504-0606	6C5E-6RMIX90	7235-02835	5/16	7.9	5/8-18	1/2	5/8	1.63	41.4	2.71	68.8	1.86	47.2
G35504-0808	8C5E-8RMIX90	7235-02845	13/32	10.3	3/4-18	11/16	3/4	2.00	50.8	3.24	82.3	2.24	56.9

SAE Male Flareless Assembly - Steel

DOT FMVSS Type A1 (No mandrel required).



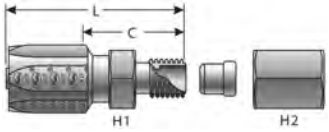

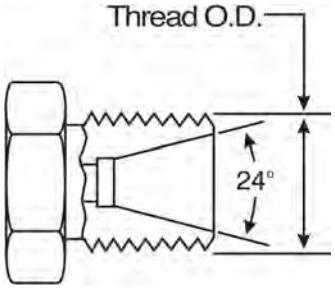

Part No.	Descr.	Prod. No.	⟷		⌇⌇⌇	H1	H2	L		C	
			"	mm		"	"	"	mm	"	mm
G35510-0606	6C5E-6RMFA	7236-04985	5/16	7.9	9/16-18	5/8	11/16	1.87	47.5	1.03	26.2
G35510-0808	8C5E-8RMFA	7236-04995	13/32	10.3	3/4-16	13/16	7/8	2.15	54.6	1.15	29.2
G35510-1010	10C5E-10RMFA	7236-05005	1/2	12.7	7/8-14	15/16	1	2.34	59.4	1.27	32.3

Parker Triple Thread Female Swivel - Steel

DOT FMVSS Type A1 (No mandrel required).



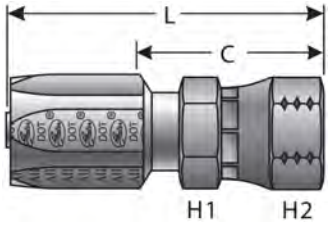

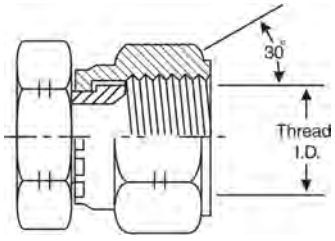

Part No.	Descr.	Prod. No.	⟷		⌇⌇⌇	H1	H2	L		C	
			"	mm		"	"	"	mm	"	mm
G35562-1616	16C5E-16RFZX	7238-01075	7/8	22.2	1 5/16-14	1 1/2	1 1/2	2.74	69.6	1.68	42.7

HOSE/CPLG. SELECTION
EQUIPMENT
HOSE SPECIFICATION
GLOBALSPIRAL COUPLINGS
STAINLESS STEEL SPIRAL COUPLINGS
MEGACRIMP COUPLINGS
STAINLESS STEEL BRAID COUPLINGS
POWER CRIMP COUPLINGS
FIELD ATTACHABLE - TYPE T COUPLINGS
FIELD ATTACHABLE - C5 COUPLINGS
FIELD ATTACHABLE - LOCK-ON COUPLINGS
C14 COUPLINGS & ASSEMBLIES
GLP & GL COUPLINGS
GLX COUPLINGS
PCTS THERMOPLASTIC COUPLINGS
POLARSEAL COUPLINGS (ACA, ACB, ACC)
POWER STEERING CPLGS. & TOC ASSEMBLIES
ADAPTERS
QUICK DISCONNECT COUPLERS
BALL VALVES
LIVE SWIVELS
ACCESSORIES
AIR BRAKE CPLGS. & ASSEMBLIES
KITS
BRASS

NOTES

Recommended For: Fuel lines, fluid lines or vacuum lines in low and medium pressure applications.

Used With: LOC and LOL Hose

Features and Benefits: Lock-On barbed stem fittings are quick connecting and resistant to damage from high vibration diesel applications. Hose clamps or ferrules are not needed or recommended.

Working Pressure: 300 psi (21 bar)

Temperature Range: -40°F to 250°F (-40°C to +121°C)

Material: 360 Brass

Assembly Instructions:

1. Measure and mark the hose length to be cut. When cutting, be sure to make the cut as even as possible. We recommended using a hand held hose cutter or a sharp knife.
2. Lubricate the hose and/or fittings with light oil or soapy water. Heavy oils or grease are not recommended as a lubricant.
3. Insert fitting until the first barb is in the hose.
4. Place the fitting end against a flat hard surface, such as a work bench, to finish inserting the fitting stem into the hose. You'll need to grip the hose approximately one inch from the end of the fitting and push until the end of the hose is fully over the stem and against the yellow plastic stop cap or the stop below the hex on the fitting. Note: a yellow stop cap is normally part of a Lock-On fitting.

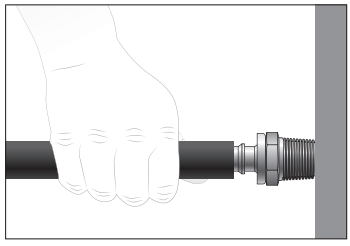

Precautions:

- Make sure the Lock-On fitting is fully inserted into the hose. Lock-On fittings will properly grip hose only when pushed all the way in, with the cut end of the hose completely concealed by the plastic cap.
- Using clamps with LOC Lock-On fittings is not recommended. Clamps will damage the seal causing leaks and an unsafe assembly.

Lock-On Fitting and Hose Disassembly Instructions:

1. Secure the fitting using a vise, sturdy workbench or other stable surface.
2. Starting at the yellow plastic stop cap, carefully cut the hose lengthwise approximately one inch away from the yellow stop cap.



3. Cut slowly, making sure not to nick the fitting barbs.
4. Grip the hose firmly and give it a sharp downward tug away from the fitting to separate the fitting from the hose.

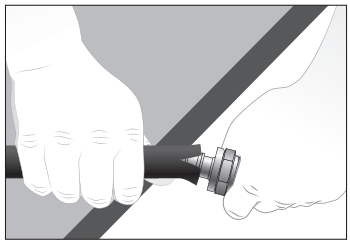

HOSE/CPLG. SELECTION
EQUIPMENT
HOSE SPECIFICATION
GLOBALSPIRAL COUPLINGS
STAINLESS STEEL SPIRAL COUPLINGS
MEGACRIMP COUPLINGS
STAINLESS STEEL BRAID COUPLINGS
POWER CRIMP COUPLINGS
FIELD ATTACHABLE - TYPE T COUPLINGS
FIELD ATTACHABLE - C5 COUPLINGS
FIELD ATTACHABLE - LOCK-ON COUPLINGS
C14 COUPLINGS & ASSEMBLIES
GLP & GL COUPLINGS
GLX COUPLINGS
PCTS THERMOPLASTIC COUPLINGS
POLARSEAL COUPLINGS (ACA, ACB, ACC)
POWER STEERING CPLGS. & TOC ASSEMBLIES
ADAPTERS
QUICK DISCONNECT COUPLERS
BALL VALVES
LIVE SWIVELS
ACCESSORIES
AIR BRAKE CPLGS. & ASSEMBLIES
KITS
BRASS

Male Pipe with Cone Seat



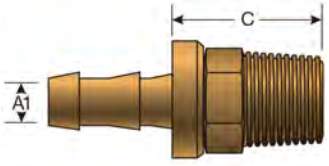

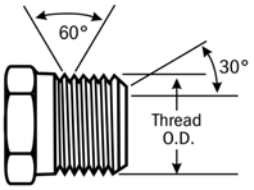

Part No.	Descr.	Prod. No.	A1			C	
			"	mm		"	mm
⚠ G36100-0402	4LOC-2RMP	7250-04435	1/4	6.4	1/8-27	.56	14.2
⚠ G36100-0404	4LOC-4RMP	7250-04445	1/4	6.4	1/4-18	.81	20.6
⚠ G36100-0406	4LOC-6RMP	7250-16065	1/4	6.4	3/8-18	.88	22.4
⚠ G36100-0502	5LOC-2RMP	7250-04455	5/16	7.9	1/8-27	.81	20.6
⚠ G36100-0504	5LOC-4RMP	7250-04465	5/16	7.9	1/4-18	.77	19.6
⚠ G36100-0602	6LOC-2RMP	7250-04475	3/8	9.5	1/8-27	.56	14.2
⚠ G36100-0604	6LOC-4RMP	7250-04485	3/8	9.5	1/4-18	.81	20.6
⚠ G36100-0606	6LOC-6RMP	7250-04495	3/8	9.5	3/8-18	.88	22.4
⚠ G36100-0608	6LOC-8RMP	7250-16075	3/8	9.5	1/2-14	.88	22.4
⚠ G36100-0804	8LOC-4RMP	7250-16085	1/2	12.7	1/4-18	.81	20.6
⚠ G36100-0806	8LOC-6RMP	7250-04505	1/2	12.7	3/8-18	.88	22.4
⚠ G36100-0808	8LOC-8RMP	7250-04515	1/2	12.7	1/2-14	.88	22.4
⚠ G36100-0812	8LOC-12RMP	7250-16095	1/2	12.7	3/4-14	1.13	28.7
⚠ G36100-1006	10LOC-6RMP	7250-16105	5/8	15.9	3/8-18	.88	22.4
⚠ G36100-1008	10LOC-8RMP	7250-04525	5/8	15.9	1/2-14	1.06	26.9
⚠ G36100-1012	10LOC-12RMP	7250-16115	5/8	15.9	3/4-14	.88	22.4
⚠ G36100-1208	12LOC-8RMP	7250-16125	3/4	19.1	1/2-14	.88	22.4
⚠ G36100-1212	12LOC-12RMP	7250-04535	3/4	19.1	3/4-14	1.13	28.7

⚠ **WARNING:** Cancer and Reproductive Harm - www.P65Warnings.ca.gov

Male Pipe Swivel without Cone Seat



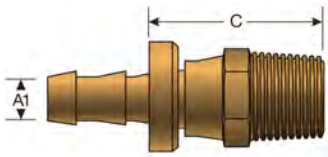

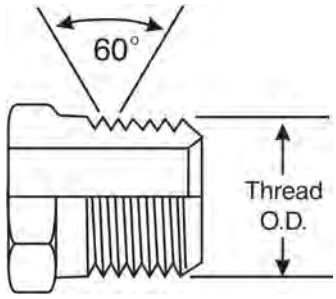

Part No.	Descr.	Prod. No.	A1			C	
			"	mm		"	mm
⚠ G36105-0404	4LOC-4RMPX	7250-16135	1/4	6.4	1/4-18	1.81	46
⚠ G36105-0606	6LOC-6RMPX	7250-16145	3/8	9.5	3/8-18	2	50.8
⚠ G36105-0808	8LOC-8RMPX	7250-16155	1/2	12.7	1/2-14	2.38	60.5
⚠ G36105-1212	12LOC-12RMPX	7250-16165	3/4	19.1	3/4-14	2.68	68.1

⚠ **WARNING:** Cancer and Reproductive Harm - www.P65Warnings.ca.gov

Male Pipe 90° Block with Cone Seat



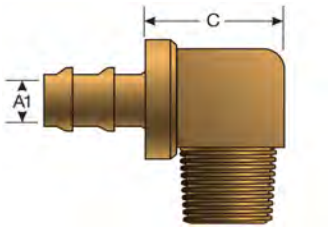

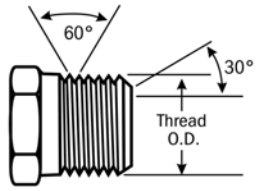

Part No.	Descr.	Prod. No.	A1			C	
			"	mm		"	mm
⚠ G36106-0402	4LOC-2RMP90	7250-16175	1/4	6.4	1/8-27	.31	7.9
⚠ G36106-0404	4LOC-4RMP90	7250-16185	1/4	6.4	1/4-18	.38	9.7
⚠ G36106-0502	5LOC-2RMP90	7250-04555	5/16	7.9	1/8-27	.31	7.9
⚠ G36106-0504	5LOC-4RMP90	7250-04565	5/16	7.9	1/4-18	.38	9.7
⚠ G36106-0602	6LOC-2RMP90	7250-04575	3/8	9.5	1/8-27	.38	9.7
⚠ G36106-0604	6LOC-4RMP90	7250-04585	3/8	9.5	1/4-18	.4	10.2
⚠ G36106-0606	6LOC-6RMP90	7250-16195	3/8	9.5	3/8-18	.43	10.9
⚠ G36106-0808	8LOC-8RMP90	7250-16205	1/2	12.7	1/2-14	.5	12.7
⚠ G36106-1212	12LOC-12RMP90	7250-16215	3/4	19.1	3/4-14	.76	19.3

⚠ **WARNING:** Cancer and Reproductive Harm - www.P65Warnings.ca.gov

HOSE/CPLG. SELECTION
EQUIPMENT
HOSE SPECIFICATION
GLOBALSPIRAL COUPLINGS
STAINLESS STEEL SPIRAL COUPLINGS
MEGACRIMP COUPLINGS
STAINLESS STEEL BRAID COUPLINGS
POWER CRIMP COUPLINGS
FIELD ATTACHABLE - TYPE T COUPLINGS
FIELD ATTACHABLE - C5 COUPLINGS
FIELD ATTACHABLE - LOCK-ON COUPLINGS
C14 COUPLINGS & ASSEMBLIES
GLP & GL COUPLINGS
GLX COUPLINGS
PCTS THERMOPLASTIC COUPLINGS
POLARSEAL COUPLINGS (ACA, ACB, ACC)
POWER STEERING CPLGS. & TOC ASSEMBLIES
ADAPTERS
QUICK DISCONNECT COUPLERS
BALL VALVES
LIVE SWIVELS
ACCESSORIES
AIR BRAKE CPLGS. & ASSEMBLIES
KITS
BRASS

Female Pipe without Cone Seat



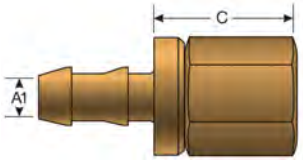

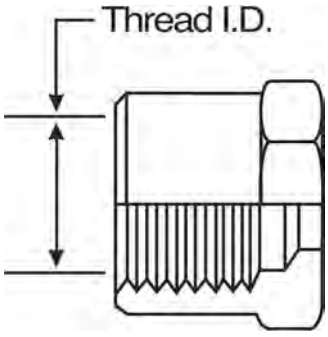

Part No.	Descr.	Prod. No.	A1			C	
			"	mm		"	mm
⚠ G36110-0404	4LOC-4RFP	7250-04595	1/4	6.4	1/4-18	.5	12.7
⚠ G36110-0504	5LOC-4RFP	7250-16225	5/16	7.9	1/4-18	.5	12.7
⚠ G36110-0606	6LOC-6RFP	7250-04605	3/8	9.5	3/8-18	0.63	16.0
⚠ G36110-0806	8LOC-6RFP	7250-16235	1/2	12.7	3/8-18	.63	16.0
⚠ G36110-0808	8LOC-8RFP	7250-04615	1/2	12.7	1/2-14	.75	19.1
⚠ G36110-1008	10LOC-8RFP	7250-16245	5/8	15.9	1/2-14	.75	19.1
⚠ G36110-1212	12LOC-12RFP	7250-16255	3/4	19.1	3/4-14	.93	23.6

⚠ **WARNING:** Cancer and Reproductive Harm - www.P65Warnings.ca.gov

Female Pipe Swivel with Cone Seat



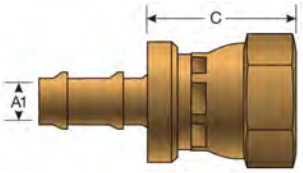

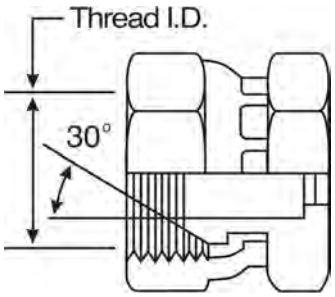

Part No.	Descr.	Prod. No.	A1			C	
			"	mm		"	mm
⚠ G36111-0402	4LOC-2RFPX	7250-16265	1/4	6.4	1/8-27	1.81	46
⚠ G36111-0404	4LOC-4RFPX	7250-16275	1/4	6.4	1/4-18	1.81	46
⚠ G36111-0406	4LOC-6RFPX	7250-16285	1/4	6.4	3/8-18	2	50.8
⚠ G36111-0604	6LOC-4RFPX	7250-16295	3/8	9.5	1/4-18	1.81	46
⚠ G36111-0606	6LOC-6RFPX	7250-16305	3/8	9.5	3/8-18	2	50.8
⚠ G36111-0608	6LOC-8RFPX	7250-16315	3/8	9.5	1/2-14	2.38	60.5
⚠ G36111-0808	8LOC-8RFPX	7250-16325	1/2	12.7	1/2-14	2.38	60.5
⚠ G36111-0812	8LOC-12RFPX	7250-16335	1/2	12.7	3/4-14	2.68	68.1
⚠ G36111-1012	10LOC-12RFPX	7250-16345	5/8	15.9	3/4-14	2.68	68.1
⚠ G36111-1212	12LOC-12RFPX	7250-16355	3/4	19.1	3/4-14	2.68	68.1

⚠ **WARNING:** Cancer and Reproductive Harm - www.P65Warnings.ca.gov

Male JIC 37° Flare



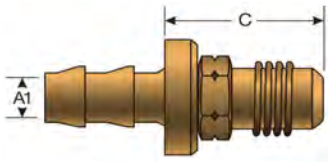

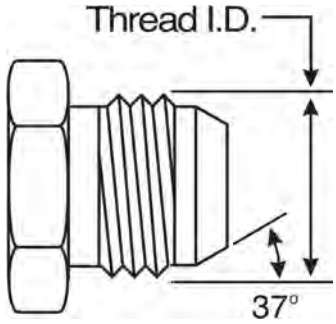

Part No.	Descr.	Prod. No.	A1			C	
			"	mm		"	mm
⚠ G36165-0404	4LOC-4RMJ	7250-16365	1/4	6.4	7/16-20	.81	20.6
⚠ G36165-0405	4LOC-5RMJ	7250-16375	1/4	6.4	1/2-20	.94	23.9
⚠ G36165-0406	4LOC-6RMJ	7250-16385	1/4	6.4	9/16-18	1	25.4
⚠ G36165-0604	6LOC-4RMJ	7250-16395	3/8	9.5	7/16-20	.88	22.4
⚠ G36165-0605	6LOC-5RMJ	7250-16405	3/8	9.5	1/2-20	.94	23.9
⚠ G36165-0606	6LOC-6RMJ	7250-16415	3/8	9.5	9/16-18	1	25.4
⚠ G36165-0608	6LOC-8RMJ	7250-16425	3/8	9.5	3/4-16	1.19	30.2
⚠ G36165-0808	8LOC-8RMJ	7250-16435	1/2	12.7	3/4-16	1.19	30.2
⚠ G36165-0810	8LOC-10RMJ	7250-16445	1/2	12.7	7/8-14	1.27	32.3
⚠ G36165-1008	10LOC-8RMJ	7250-16455	5/8	15.9	3/4-16	1.19	30.2
⚠ G36165-1010	10LOC-10RMJ	7250-16465	5/8	15.9	7/8-14	1.27	32.3
⚠ G36165-1210	12LOC-10RMJ	7250-16475	3/4	19.1	7/8-14	1.27	32.3
⚠ G36165-1212	12LOC-12RMJ	7250-16485	3/4	19.1	1 1/16-12	1.33	33.8

⚠ **WARNING:** Cancer and Reproductive Harm - www.P65Warnings.ca.gov

Female JIC 37° Flare Swivel



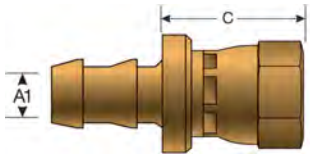

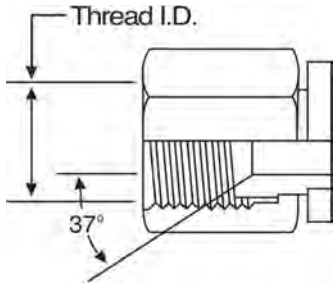

Part No.	Descr.	Prod. No.	A1			C	
			"	mm		"	mm
⚠ G36170-0406	4LOC-6RFJX	7250-16495	1/4	6.4	9/16-18	.74	18.8
⚠ G36170-0606	6LOC-6RFJX	7250-04625	3/8	9.5	9/16-18	.81	20.6
⚠ G36170-1212	12LOC-12RFJX	7250-04635	3/4	19.1	1 1/16-12	1.09	27.7

⚠ **WARNING:** Cancer and Reproductive Harm - www.P65Warnings.ca.gov

HOSE/CPLG. SELECTION
EQUIPMENT
HOSE SPECIFICATION
GLOBALSPIRAL COUPLINGS
STAINLESS STEEL SPIRAL COUPLINGS
MEGACRIMP COUPLINGS
STAINLESS STEEL BRAID COUPLINGS
POWER CRIMP COUPLINGS
FIELD ATTACHABLE - TYPE T COUPLINGS
FIELD ATTACHABLE - C5 COUPLINGS
FIELD ATTACHABLE - LOCK-ON COUPLINGS
C14 COUPLINGS & ASSEMBLIES
GLP & GL COUPLINGS
GLX COUPLINGS
PCTS THERMOPLASTIC COUPLINGS
POLARSEAL COUPLINGS (ACA, ACB, ACC)
POWER STEERING CPLGS. & TOC ASSEMBLIES
ADAPTERS
QUICK DISCONNECT COUPLERS
BALL VALVES
LIVE SWIVELS
ACCESSORIES
AIR BRAKE CPLGS. & ASSEMBLIES
KITS
BRASS

Male SAE 45° Flare



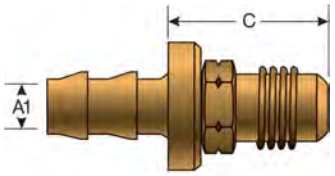

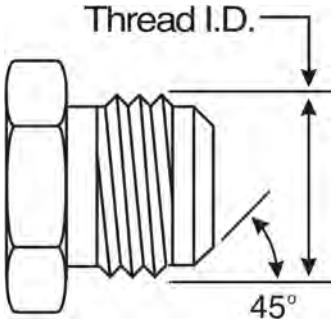

Part No.	Descr.	Prod. No.	A1			C	
			"	mm		"	mm
⚠ G36195-0404	4LOC-4RMS	7250-04645	1/4	6.4	7/16-20	.69	17.5
⚠ G36195-0405	4LOC-5RMS	7250-04655	1/4	6.4	1/2-20	.38	9.7
⚠ G36195-0406	4LOC-6RMS	7250-04665	1/4	6.4	5/8-18	.88	22.4
⚠ G36195-0505	5LOC-5RMS	7250-04675	5/16	7.9	1/2-20	.81	20.6
⚠ G36195-0604	6LOC-4RMS	7250-16505	3/8	9.5	7/16-20	.69	17.5
⚠ G36195-0605	6LOC-5RMS	7250-16515	3/8	9.5	1/2-20	.81	20.6
⚠ G36195-0606	6LOC-6RMS	7250-04685	3/8	9.5	5/8-18	.88	22.4
⚠ G36195-0608	6LOC-8RMS	7250-16525	3/8	9.5	3/4-16	1.31	33.3
⚠ G36195-0808	8LOC-8RMS	7250-18285	1/2	12.7	3/4-16	1.13	28.7
⚠ G36195-0810	8LOC-10RMS	7250-16535	1/2	12.7	7/8-14	1.27	32.3
⚠ G36195-1008	10LOC-8RMS	7250-16545	5/8	15.9	3/4-16	1.13	28.7
⚠ G36195-1010	10LOC-10RMS	7250-16555	5/8	15.9	7/8-14	1.27	32.3
⚠ G36195-1212	12LOC-12RMS	7250-16575	3/4	19.1	1 1/16-14	1.83	46.5

⚠ **WARNING:** Cancer and Reproductive Harm - www.P65Warnings.ca.gov

Female SAE 45° Flare Swivel



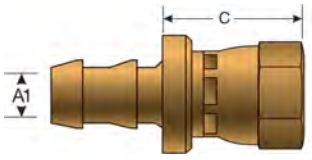

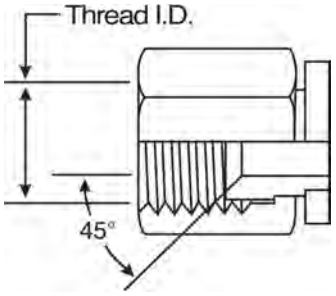

Part No.	Descr.	Prod. No.	A1			C	
			"	mm		"	mm
⚠ G36200-0406	4LOC-6RFSX	7250-16585	1/4	6.4	5/8-18	.69	17.5
⚠ G36200-0506	5LOC-6RFSX*	7250-18295	5/16	7.9	5/8-18	.81	20.6
⚠ G36200-0606	6LOC-6RFSX	7250-04695	3/8	9.5	5/8-18	.84	21.3
⚠ G36200-0806	8LOC-6RFSX	7250-16595	1/2	12.7	5/8-18	.84	21.3
⚠ G36200-1212	12LOC-12RFSX	7250-04705	3/4	19.1	1 1/16-14	1.09	27.7

⚠ **WARNING:** Cancer and Reproductive Harm - www.P65Warnings.ca.gov

**Steel*

Dual Seat Female JIC 37°/SAE 45° Flare Swivel



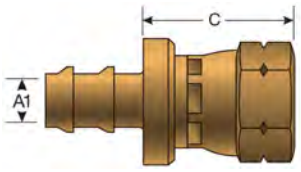

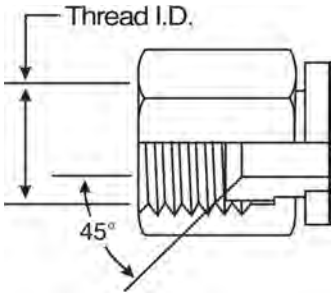

Part No.	Descr.	Prod. No.	A1			C	
			"	mm		"	mm
⚠ G36210-0404	4LOC-4RFJSX	7250-04715	1/4	6.4	7/16-20	.75	19.1
⚠ G36210-0405	4LOC-5RFJSX	7250-04725	1/4	6.4	1/2-20	.78	19.8
⚠ G36210-0505	5LOC-5RFJSX*	7250-04735	5/16	7.9	1/2-20	.81	20.6
⚠ G36210-0605	6LOC-5RFJSX	7250-04745	3/8	9.5	1/2-20	.81	20.6
⚠ G36210-0608	6LOC-8RFJSX	7250-18305	3/8	9.5	3/4-16	.97	24.6
⚠ G36210-0808	8LOC-8RFJSX	7250-04755	1/2	12.7	3/4-16	.97	24.6
⚠ G36210-0810	8LOC-10RFJSX	7250-18315	1/2	12.7	7/8-14	1	25.4
⚠ G36210-1010	10LOC-10RFJSX	7250-04765	5/8	15.9	7/8-14	1	25.4
⚠ G36210-1210	12LOC-10RFJSX	7250-04775	3/4	19.1	7/8-14	1	25.4

⚠ **WARNING:** Cancer and Reproductive Harm - www.P65Warnings.ca.gov
**Steel*

Male SAE Inverted Flare Swivel



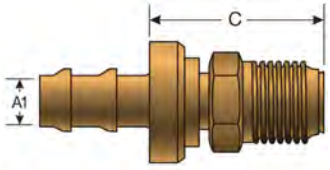

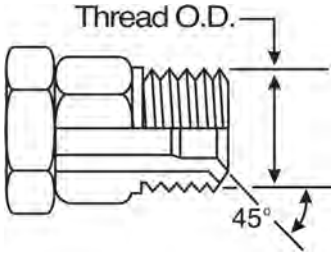

Part No.	Descr.	Prod. No.	A1			C	
			"	mm		"	mm
⚠ G36500-0403	4LOC-3RMIX	7250-04785	1/4	6.4	3/8 - 24	.78	19.8
⚠ G36500-0404	4LOC-4RMIX	7250-04795	1/4	6.4	7/16-24	.78	19.8
⚠ G36500-0405	4LOC-5RMIX	7250-04805	1/4	6.4	1/2-20	.78	19.8
⚠ G36500-0504	5LOC-4RMIX	7250-04815	5/16	7.9	1/2-20	.78	19.8
⚠ G36500-0506	5LOC-6RMIX	7250-04835	5/16	7.9	5/8-18	.86	21.8
⚠ G36500-0605	6LOC-5RMIX	7250-04845	3/8	9.5	1/2-20	.82	20.8
⚠ G36500-0606	6LOC-6RMIX	7250-04855	3/8	9.5	5/8-18	.97	24.6
⚠ G36500-0608	6LOC-8RMIX	7250-16605	3/8	9.5	3/4-18	1	25.4
⚠ G36500-0806	8LOC-6RMIX	7250-16615	1/2	12.7	5/8-18	.97	24.6
⚠ G36500-0808	8LOC-8RMIX	7250-04865	1/2	12.7	3/4-18	1	25.4

⚠ **WARNING:** Cancer and Reproductive Harm - www.P65Warnings.ca.gov

Parts Continued On Next Page

Male SAE Inverted Flare Swivel - Continued

Part No.	Descr.	Prod. No.	A1			C	
			"	mm		"	mm
⚠ G36500-1010	10LOC-10RMIX	7250-18325	5/8	15.9	7/8-18	1	25.4

⚠ **WARNING:** Cancer and Reproductive Harm - www.P65Warnings.ca.gov

Female SAE Inverted Flare



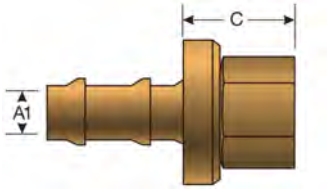

Part No.	Descr.	Prod. No.	A1			C	
			"	mm		"	mm
⚠ G36508-0403	4LOC-3RFI	7250-04875	1/4	6.4	3/8 - 24	.75	19.1
⚠ G36508-0404	4LOC-4RFI	7250-04885	1/4	6.4	7/16-24	.75	19.1
⚠ G36508-0405	4LOC-5RFI	7250-04895	1/4	6.4	1/2-20	.75	19.1
⚠ G36508-0505	5LOC-5RFI	7250-04905	5/16	7.9	1/2-20	.75	19.1
⚠ G36508-0605	6LOC-5RFI	7250-04915	3/8	9.5	1/2-20	.75	19.1
⚠ G36508-0606	6LOC-6RFI	7250-04925	3/8	9.5	5/8-18	.88	22.4
⚠ G36508-0808	8LOC-8RFI	7250-04935	1/2	12.7	3/4-18	.93	23.6

⚠ **WARNING:** Cancer and Reproductive Harm - www.P65Warnings.ca.gov

North American Stand Pipe



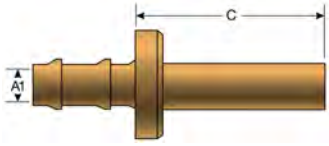

Part No.	Descr.	Prod. No.	A1		C	
			"	mm	"	mm
⚠ G36520-0403	4LOC-3RFT	7250-04945	1/4	6.4	.75	19.1
⚠ G36520-0404	4LOC-4RFT	7250-04955	1/4	6.4	1	25.4
⚠ G36520-0405	4LOC-5RFT	7250-04965	1/4	6.4	1.13	28.7
⚠ G36520-0606	6LOC-6RSP	7250-04985	3/8	9.5	1.25	31.8
⚠ G36520-0808	8LOC-8RSP	7250-16625	1/2	12.7	1	25.4
⚠ G36520-1010	10LOC-10RSP	7250-16635	5/8	15.9	1	25.4

⚠ **WARNING:** Cancer and Reproductive Harm - www.P65Warnings.ca.gov

Hose Length Extenders



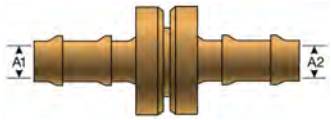

Part No.	Descr.	Prod. No.	A1		A2	
			"	mm	"	mm
⚠ G36535-0404	4LOC-4RHM	7250-04995	1/4	6.4	1/4	6.4
⚠ G36535-0505	5LOC-5RHM	7250-05005	5/16	7.9	5/16	7.9
⚠ G36535-0606	6LOC-6RHM	7250-05015	3/8	9.5	3/8	9.5
⚠ G36535-0808	8LOC-8RHM	7250-05025	1/2	12.7	1/2	12.7
⚠ G36535-1010	10LOC-10RHM	7250-18335	5/8	15.9	5/8	15.9
⚠ G36535-1212	12LOC-12RHM	7250-18345	3/4	19.1	3/4	19.1

⚠ **WARNING:** Cancer and Reproductive Harm - www.P65Warnings.ca.gov

HOSE/CPLG. SELECTION
EQUIPMENT
HOSE SPECIFICATION
GLOBALSPIRAL COUPLINGS
STAINLESS STEEL SPIRAL COUPLINGS
MEGACRIMP COUPLINGS
STAINLESS STEEL BRAID COUPLINGS
POWER CRIMP COUPLINGS
FIELD ATTACHABLE - TYPE T COUPLINGS
FIELD ATTACHABLE - C5 COUPLINGS
FIELD ATTACHABLE - LOCK-ON COUPLINGS
C14 COUPLINGS & ASSEMBLIES
GLP & GL COUPLINGS
GLX COUPLINGS
PCTS THERMOPLASTIC COUPLINGS
POLARSEAL COUPLINGS (ACA, ACB, ACC)
POWER STEERING CPLGS. & TOC ASSEMBLIES
ADAPTERS
QUICK DISCONNECT COUPLERS
BALL VALVES
LIVE SWIVELS
ACCESSORIES
AIR BRAKE CPLGS. & ASSEMBLIES
KITS
BRASS

HOSE/CPLG. SELECTION
EQUIPMENT
HOSE SPECIFICATION
GLOBALSPIRAL COUPLINGS
STAINLESS STEEL SPIRAL COUPLINGS
MEGACRIMP COUPLINGS
STAINLESS STEEL BRAID COUPLINGS
POWER CRIMP COUPLINGS
FIELD ATTACHABLE - TYPE T COUPLINGS
FIELD ATTACHABLE - C5 COUPLINGS
FIELD ATTACHABLE - LOCK-ON COUPLINGS
C14 COUPLINGS & ASSEMBLIES
GLP & GL COUPLINGS
GLX COUPLINGS
PCTS THERMOPLASTIC COUPLINGS
POLARSEAL COUPLINGS (ACA, ACB, ACC)
POWER STEERING CPLGS. & TOC ASSEMBLIES
ADAPTERS
QUICK DISCONNECT COUPLERS
BALL VALVES
LIVE SWIVELS
ACCESSORIES
AIR BRAKE CPLGS. & ASSEMBLIES
KITS
BRASS

NOTES

HYDRAULIC HOSE FOR C14 COUPLINGS

	C14 COUPLINGS						
Ferrule	One-Piece						
Dash Size	4	5	6	8	10	12	16
C14							
C14CT							

The Gates eCrimp program is a web-based utility which allows users and distributors of Gates hydraulic and industrial hose products to find and print the most up to date crimp specifications with nothing more than an internet browser. This program can be used to find crimp data for all Gates crimpers. Custom result may be printed by selecting the crimper, hose and coupling. Optionally results may also be limited by die set and working pressure. The eCrimp web application can be directly accessed from a web browser by entering http://eCrimp.Gates.com for the website. The eCrimp mobile app is available for download for the iPhone and iPad from the App Store.

HOSE/CPLG. SELECTION
EQUIPMENT
HOSE SPECIFICATION
GLOBALSPIRAL COUPLINGS
STAINLESS STEEL SPIRAL COUPLINGS
MEGACRIMP COUPLINGS
STAINLESS STEEL BRAID COUPLINGS
POWER CRIMP COUPLINGS
FIELD ATTACHABLE - TYPE T COUPLINGS
FIELD ATTACHABLE - C5 COUPLINGS
FIELD ATTACHABLE - LOCK-ON COUPLINGS
C14 COUPLINGS & ASSEMBLIES
GLP & GL COUPLINGS
GLX COUPLINGS
PCTS THERMOPLASTIC COUPLINGS
POLARSEAL COUPLINGS (ACA, ACB, ACC)
POWER STEERING CPLGS. & TOC ASSEMBLIES
ADAPTERS
QUICK DISCONNECT COUPLERS
BALL VALVES
LIVE SWIVELS
ACCESSORIES
AIR BRAKE CPLGS. & ASSEMBLIES
KITS
BRASS

HOSE/CPLG. SELECTION
EQUIPMENT
HOSE SPECIFICATION
GLOBALSPIRAL COUPLINGS
STAINLESS STEEL SPIRAL COUPLINGS
MEGACRIMP COUPLINGS
STAINLESS STEEL BRAID COUPLINGS
POWER CRIMP COUPLINGS
FIELD ATTACHABLE - TYPE T COUPLINGS
FIELD ATTACHABLE - C5 COUPLINGS
FIELD ATTACHABLE - LOCK-ON COUPLINGS
C14 COUPLINGS & ASSEMBLIES
GLP & GL COUPLINGS
GLX COUPLINGS
PCTS THERMOPLASTIC COUPLINGS
POLARSEAL COUPLINGS (ACA, ACB, ACC)
POWER STEERING CPLGS. & TOC ASSEMBLIES
ADAPTERS
QUICK DISCONNECT COUPLERS
BALL VALVES
LIVE SWIVELS
ACCESSORIES
AIR BRAKE CPLGS. & ASSEMBLIES
KITS
BRASS

Male Pipe (NPTF - 30° Cone Seat) - Brass



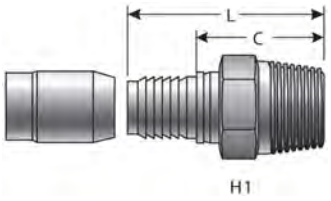

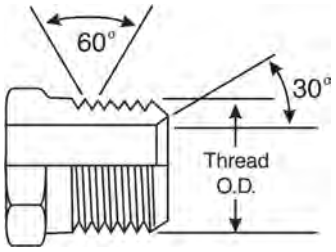

Part No.	Descr.	Prod. No.	⊖			H1	L		C	
			"	mm		"	"	mm	"	mm
⚠ G40100-0402B	4C14-2MP-B	7753-10085	3/16	4.8	1/8-27	7/16	1.26	32.0	0.81	20.6
⚠ G40100-0404B	4C14-4MP-B	7753-10015	3/16	4.8	1/4-18	9/16	1.47	37.3	1.02	25.9
⚠ G40100-0504B	5C14-4MP-B	7753-10025	1/4	6.4	1/4-18	9/16	1.47	37.3	1.02	25.9
⚠ G40100-0604B	6C14-4MP-B	7753-10095	5/16	7.9	1/4-18	9/16	1.60	40.7	1.05	26.7
⚠ G40100-0606B	6C14-6MP-B	7753-10035	5/16	7.9	3/8-18	11/16	1.63	41.4	1.08	27.4
⚠ G40100-0806B	8C14-6MP-B	7753-10105	13/32	10.3	3/8-18	11/16	1.68	42.7	1.07	27.2
⚠ G40100-0808B	8C14-8MP-B	7753-10045	13/32	10.3	1/2-14	7/8	1.93	49.0	1.32	33.5
⚠ G40100-1008B	10C14-8MP-B	7753-10055	1/2	12.7	1/2-14	7/8	2.05	52.1	1.35	34.3
⚠ G40100-1212B	12C14-12MP-B	7753-10065	5/8	15.9	3/4-14	1 1/16	2.21	56.1	1.44	36.6
⚠ G40100-1616B	16C14-16MP-B	7753-10075	7/8	22.2	1-11 1/2	1 3/8	2.56	65.0	1.65	41.9

⚠ **WARNING:** Cancer and Reproductive Harm - www.P65Warnings.ca.gov

Male Pipe (NPTF - 30° Cone Seat) - Stainless Steel



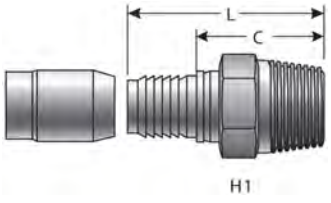

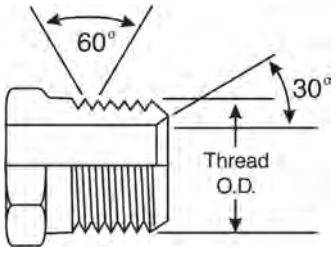

Part No.	Descr.	Prod. No.	⊖			H1	L		C	
			"	mm		"	"	mm	"	mm
G40100-0402S	4C14-2MP-SS	7753-00085	3/16	4.8	1/8-27	7/16	1.26	32.0	0.81	20.6
G40100-0404S	4C14-4MP-SS	7753-00015	3/16	4.8	1/4-18	9/16	1.47	37.3	1.02	25.9
G40100-0504S	5C14-4MP-SS	7753-00025	1/4	6.4	1/4-18	9/16	1.47	37.3	1.02	25.9
G40100-0604S	6C14-4MP-SS	7753-00095	5/16	7.9	1/4-18	9/16	1.60	40.7	1.05	26.7
G40100-0606S	6C14-6MP-SS	7753-00035	5/16	7.9	3/8-18	11/16	1.63	41.4	1.08	27.4
G40100-0806S	8C14-6MP-SS	7753-00105	13/32	10.3	3/8-18	11/16	1.68	42.7	1.07	27.2
G40100-0808S	8C14-8MP-SS	7753-00045	13/32	10.3	1/2-14	7/8	1.93	49.0	1.32	33.5
G40100-1008S	10C14-8MP-SS	7753-00055	1/2	12.7	1/2-14	7/8	2.05	52.1	1.35	34.3
G40100-1212S	12C14-12MP-SS	7753-00065	5/8	15.9	3/4-14	1 1/16	2.21	56.1	1.44	36.6
G40100-1616S	16C14-16MP-SS	7753-00075	7/8	22.2	1-11 1/2	1 3/8	2.56	65.0	1.65	41.9

Dual Seat Female JIC 37°/SAE 45° Flare Swivel - Brass



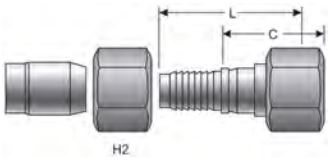

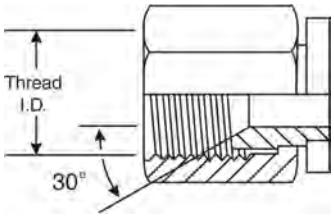

Part No.	Descr.	Prod. No.	⊖		⋔	H2	L		C	
			"	mm		"	"	mm	"	mm
⚠ G40170-0404B	4C14-4FJSX-B	7753-10125	3/16	4.8	7/16-20	9/16	0.95	24.1	0.79	20.1
⚠ G40170-0505B	5C14-5FJSX-B	7753-10135	1/4	6.4	1/2-20	11/16	1.01	25.7	0.94	23.9
⚠ G40170-0808B	8C14-8FJSX-B	7753-10155	13/32	10.3	3/4-16	7/8	1.30	33.0	1.13	28.7
⚠ G40170-1010B	10C14-10FJSX-B	7753-10165	1/2	12.7	7/8-14	1 1/16	1.47	37.3	1.29	32.8
⚠ G40170-1616B	16C14-16FJSX-B	7753-10185	7/8	22.2	1 5/16-12	1 1/2	1.75	44.5	1.46	37.1

⚠ **WARNING:** Cancer and Reproductive Harm - www.P65Warnings.ca.gov

Dual Seat Female JIC 37°/SAE 45° Flare Swivel - Stainless Steel



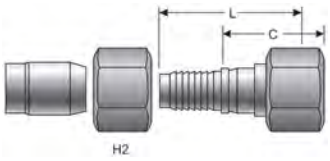

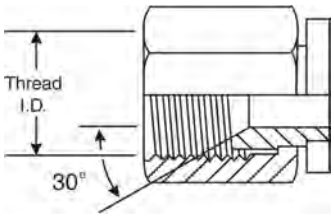

Part No.	Descr.	Prod. No.	⊖		⋔	H2	L		C	
			"	mm		"	"	mm	"	mm
G40170-0404S	4C14-4FJSX-SS	7753-00125	3/16	4.8	7/16-20	9/16	0.95	24.1	0.87	22.1
G40170-0505S	5C14-5FJSX-SS	7753-00135	1/4	6.4	1/2-20	11/16	1.01	25.7	0.94	23.9
G40170-0808S	8C14-8FJSX-SS	7753-00155	13/32	10.3	3/4-16	7/8	1.30	33.0	1.13	28.7
G40170-1010S	10C14-10FJSX-SS	7753-00165	1/2	12.7	7/8-14	1 1/16	1.47	37.3	1.29	32.8
G40170-1616S	16C14-16FJSX-SS	7753-00185	7/8	22.2	1 5/16-12	1 1/2	1.75	44.5	1.46	37.1

HOSE/CPLG. SELECTION
EQUIPMENT
HOSE SPECIFICATION
GLOBALSPIRAL COUPLINGS
STAINLESS STEEL SPIRAL COUPLINGS
MEGACRIMP COUPLINGS
STAINLESS STEEL BRAID COUPLINGS
POWER CRIMP COUPLINGS
FIELD ATTACHABLE - TYPE T COUPLINGS
FIELD ATTACHABLE - C5 COUPLINGS
FIELD ATTACHABLE - LOCK-ON COUPLINGS
C14 COUPLINGS & ASSEMBLIES
GLP & GL COUPLINGS
GLX COUPLINGS
PCTS THERMOPLASTIC COUPLINGS
POLARSEAL COUPLINGS (ACA, ACB, ACC)
POWER STEERING CPLGS. & TOC ASSEMBLIES
ADAPTERS
QUICK DISCONNECT COUPLERS
BALL VALVES
LIVE SWIVELS
ACCESSORIES
AIR BRAKE CPLGS. & ASSEMBLIES
KITS
BRASS

HOSE/CPLG. SELECTION
EQUIPMENT
HOSE SPECIFICATION
GLOBALSPIRAL COUPLINGS
STAINLESS STEEL SPIRAL COUPLINGS
MEGACRIMP COUPLINGS
STAINLESS STEEL BRAID COUPLINGS
POWER CRIMP COUPLINGS
FIELD ATTACHABLE - TYPE T COUPLINGS
FIELD ATTACHABLE - C5 COUPLINGS
FIELD ATTACHABLE - LOCK-ON COUPLINGS
C14 COUPLINGS & ASSEMBLIES
GLP & GL COUPLINGS
GLX COUPLINGS
PCTS THERMOPLASTIC COUPLINGS
POLARSEAL COUPLINGS (ACA, ACB, ACC)
POWER STEERING CPLGS. & TOC ASSEMBLIES
ADAPTERS
QUICK DISCONNECT COUPLERS
BALL VALVES
LIVE SWIVELS
ACCESSORIES
AIR BRAKE CPLGS. & ASSEMBLIES
KITS
BRASS

Female JIC 37° Flare Swivel - Brass



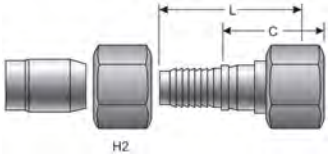

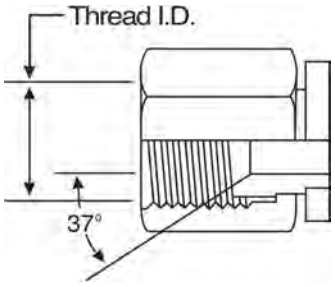

Part No.	Descr.	Prod. No.	⊖			H2	L		C	
			"	mm		"	"	mm	"	mm
⚠ G40170-0606B	6C14-6FJX-B	7753-10145	5/16	7.9	9/16-18	3/4	1.19	30.2	1.01	25.7
⚠ G40170-1212B	12C14-12FJX-B	7753-10175	5/8	15.9	1 1/16-12	1 1/4	1.56	39.6	1.36	34.5

⚠ **WARNING:** Cancer and Reproductive Harm - www.P65Warnings.ca.gov

Female JIC 37° Flare Swivel - Stainless Steel



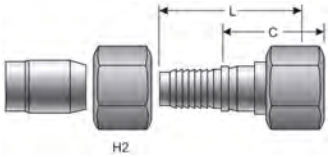

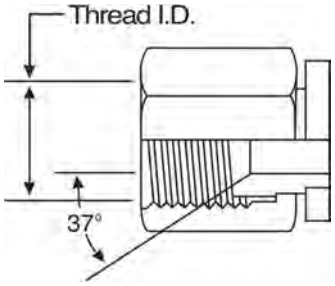

Part No.	Descr.	Prod. No.	⊖			H2	L		C	
			"	mm		"	"	mm	"	mm
G40170-0606S	6C14-6FJX-SS	7753-00145	5/16	7.9	9/16-18	3/4	1.19	30.2	1.01	25.7
G40170-1212S	12C14-12FJX-SS	7753-00175	5/8	15.9	1 1/16-12	1 1/4	1.56	39.6	1.36	34.5

Female JIC 37° Flare Swivel - 45° Bent Tube - Steel



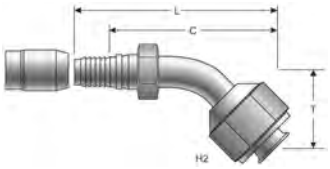

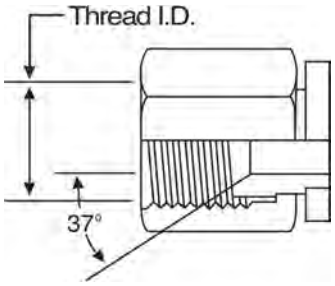

Part No.	Descr.	Prod. No.	⟷		≡	H2	T		L		C	
			"	mm		"	"	mm	"	mm	"	mm
G40175-0404	4C14-4FJX45	7753-20495	3/16	4.8	7/16-20	9/16	0.41	10.4	1.69	42.9	1.25	31.8
G40175-0606	6C14-6FJX45	7753-20515	5/16	7.9	9/16-18	11/16	0.55	14.0	2.13	54.1	1.62	41.1
G40175-0808	8C14-8FJX45	7753-20525	13/32	10.3	3/4-16	7/8	0.63	16.0	2.44	62.0	1.88	47.8
G40175-1010	10C14-10FJX45	7753-20535	1/2	12.7	7/8-14	1	0.75	19.1	2.78	70.6	2.08	52.8
G40175-1212	12C14-12FJX45	7753-20545	5/8	15.9	1 1/16-12	1 1/4	0.90	22.9	3.92	99.6	3.15	80.0
G40175-1616	16C14-16FJX45	7753-20555	7/8	22.2	1 5/16-12	1 1/2	1.13	28.7	4.77	121.2	3.86	98.0

Female JIC 37° Flare Swivel - 90° Bent Tube - Steel



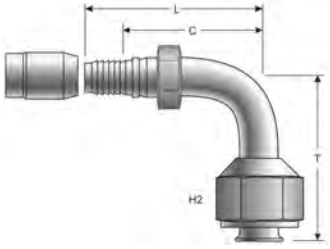

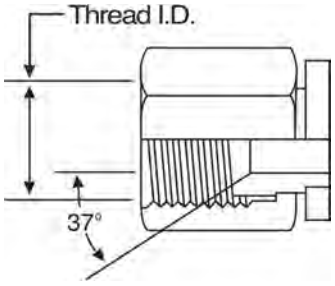

Part No.	Descr.	Prod. No.	⟷		≡	H2	T		L		C	
			"	mm		"	"	mm	"	mm	"	mm
G40179-0404	4C14-4FJX90	7753-20565	3/16	4.8	7/16-20	9/16	0.71	18.0	1.42	36.1	1.00	25.4
G40179-0606	6C14-6FJX90	7753-20585	5/16	7.9	9/16-18	11/16	1.00	25.4	1.80	45.7	1.25	31.8
G40179-0808	8C14-8FJX90	7753-20595	13/32	10.3	3/4-16	7/8	1.18	30.0	2.10	53.3	1.50	38.1
G40179-1010	10C14-10FJX90	7753-20605	1/2	12.7	7/8-14	1	1.50	38.1	2.47	62.7	1.81	46.0
G40179-1212	12C14-12FJX90	7753-20615	5/8	15.9	1 1/16-12	1 1/4	2.00	50.8	3.88	98.6	3.11	79.0
G40179-1616	16C14-16FJX90	7753-20625	7/8	22.2	1 5/16-12	1 1/2	2.48	63.0	4.64	117.9	3.73	94.7

HOSE/CPLG. SELECTION
EQUIPMENT
HOSE SPECIFICATION
GLOBALSPIRAL COUPLINGS
STAINLESS STEEL SPIRAL COUPLINGS
MEGACRIMP COUPLINGS
STAINLESS STEEL BRAID COUPLINGS
POWER CRIMP COUPLINGS
FIELD ATTACHABLE - TYPE T COUPLINGS
FIELD ATTACHABLE - C5 COUPLINGS
FIELD ATTACHABLE - LOCK-ON COUPLINGS
C14 COUPLINGS & ASSEMBLIES
GLP & GL COUPLINGS
GLX COUPLINGS
PCTS THERMOPLASTIC COUPLINGS
POLARSEAL COUPLINGS (ACA, ACB, ACC)
POWER STEERING CPLGS. & TOC ASSEMBLIES
ADAPTERS
QUICK DISCONNECT COUPLERS
BALL VALVES
LIVE SWIVELS
ACCESSORIES
AIR BRAKE CPLGS. & ASSEMBLIES
KITS
BRASS

Female SAE 45° Flare Swivel - Brass



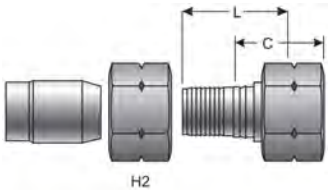

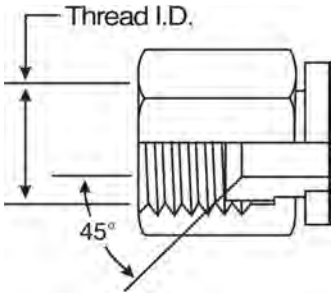

Part No.	Descr.	Prod. No.	⊖			H2	L		C	
			"	mm		"	"	mm	"	mm
⚠ G40200-0606B	6C14-6FSX-B	7753-10195	5/16	7.9	5/8-18	3/4	1.19	30.2	1.01	25.7
⚠ G40200-1212B	12C14-12FSX-B	7753-10205	5/8	15.9	1 1/16-14	1 1/4	1.56	39.6	1.36	34.5

⚠ **WARNING:** Cancer and Reproductive Harm - www.P65Warnings.ca.gov

Female SAE 45° Flare Swivel - 45° Bent Tube - Steel



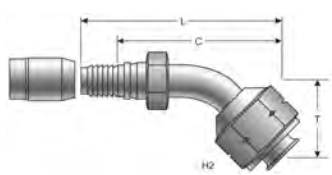

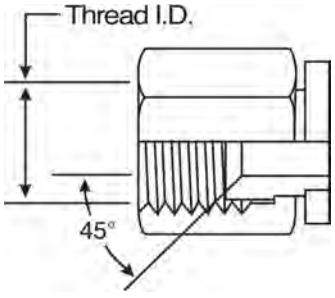

Part No.	Descr.	Prod. No.	⊖			H2	T		L		C	
			"	mm		"	"	mm	"	mm	"	mm
G40202-0404	4C14-4FSX45	7753-20215	3/16	4.8	7/16-20	9/16	0.41	10.4	1.69	42.9	1.25	31.8
G40202-0505	5C14-5FSX45	7753-20225	1/4	6.4	1/2-20	5/8	0.49	12.4	1.85	47.0	1.44	36.6
G40202-0606	6C14-6FSX45	7753-20235	5/16	7.9	5/8-18	3/4	0.55	14.0	2.13	54.1	1.62	41.1
G40202-0808	8C14-8FSX45	7753-20245	13/32	10.3	3/4-16	7/8	0.63	16.0	2.44	62.0	1.88	47.8
G40202-1010	10C14-10FSX45	7753-20635	1/2	12.7	7/8-14	1	0.75	19.1	2.78	70.6	2.12	53.9
G40202-1212	12C14-12FSX45	7753-20645	5/8	15.9	1 1/16-14	1 1/4	0.90	22.9	3.92	99.6	3.15	80.0

Female SAE 45° Flare Swivel - 90° Bent Tube - Steel



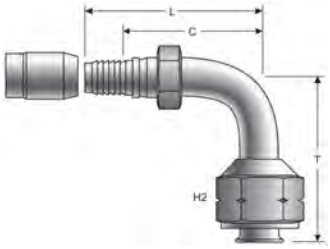

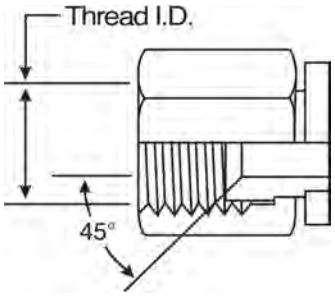

Part No.	Descr.	Prod. No.	⟷			H2	T		L		C	
			"	mm		"	"	mm	"	mm	"	mm
G40205-0404	4C14-4FSX90	7753-20255	3/16	4.8	7/16-20	9/16	0.71	18.0	1.42	36.1	1.00	25.4
G40205-0505	5C14-5FSX90	7753-20265	1/4	6.4	1/2-20	5/8	0.88	22.4	1.55	39.4	1.06	26.9
G40205-0606	6C14-6FSX90	7753-20275	5/16	7.9	5/8-18	3/4	1.00	25.4	1.80	45.7	1.25	31.8
G40205-0808	8C14-8FSX90	7753-20285	13/32	10.3	3/4-16	7/8	1.18	30.0	2.10	53.3	1.50	38.1
G40205-1010	10C14-10FSX90	7753-20295	1/2	12.7	7/8-14	1 1/16	1.50	38.1	2.47	62.7	1.81	46.0
G40205-1212	12C14-12FSX90	7753-20665	5/8	15.9	1 1/16-14	1 1/4	2.00	50.8	3.88	98.6	3.11	79.0

Air Brake Compression - Brass



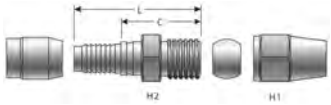

Part No.	Descr.	Prod. No.	⟷			H1	H2	L		C		⟷
			"	mm		"	"	"	mm	"	mm	"
⚠ G40460-0808B	8C14-8ABC-B	7753-10365	13/32	10.3	11/16-20	7/8	13/16	1.71	43.4	1.10	27.9	0.50
⚠ G40460-1010B	10C14-10ABC-B	7753-10385	1/2	12.7	13/16-18	7/8	15/16	1.89	48.0	1.19	30.2	0.63
⚠ G40460-1212B	12C14-12ABC-B	7753-10395	5/8	15.9	1-18	1 1/16	1 1/8	2.13	54.1	1.36	34.5	0.75

⚠ **WARNING:** Cancer and Reproductive Harm - www.P65Warnings.ca.gov

HOSE/CPLG. SELECTION
EQUIPMENT
HOSE SPECIFICATION
GLOBALSPIRAL COUPLINGS
STAINLESS STEEL SPIRAL COUPLINGS
MEGACRIMP COUPLINGS
STAINLESS STEEL BRAID COUPLINGS
POWER CRIMP COUPLINGS
FIELD ATTACHABLE - TYPE T COUPLINGS
FIELD ATTACHABLE - C5 COUPLINGS
FIELD ATTACHABLE - LOCK-ON COUPLINGS
C14 COUPLINGS & ASSEMBLIES
GLP & GL COUPLINGS
GLX COUPLINGS
PCTS THERMOPLASTIC COUPLINGS
POLARSEAL COUPLINGS (ACA, ACB, ACC)
POWER STEERING CPLGS. & TOC ASSEMBLIES
ADAPTERS
QUICK DISCONNECT COUPLERS
BALL VALVES
LIVE SWIVELS
ACCESSORIES
AIR BRAKE CPLGS. & ASSEMBLIES
KITS
BRASS

Straight Tube Assembly - Brass



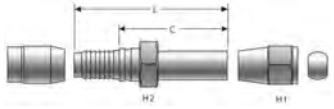

Part No.	Descr.	Prod. No.	⊖			H1	H2	L		C		
			"	mm		"	"	"	mm	"	mm	"
⚠ G40461-1008B	10C14-8STA-B	7753-10415	1/2	12.7	11/16-20	3/4	13/16	3.18	80.8	2.21	56.1	0.50
⚠ G40461-1010B	10C14-10STA-B	7753-10425	1/2	12.7	13/16-18	3/4	15/16	3.50	88.9	2.53	64.3	0.63
⚠ G40461-1212B	12C14-12STA-B	7753-10435	5/8	15.9	1-18	7/8	1 1/8	3.67	93.2	2.61	66.3	0.75

⚠ **WARNING:** Cancer and Reproductive Harm - www.P65Warnings.ca.gov

SAE Male Inverted Swivel - Steel



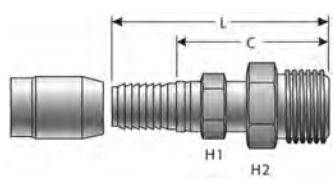

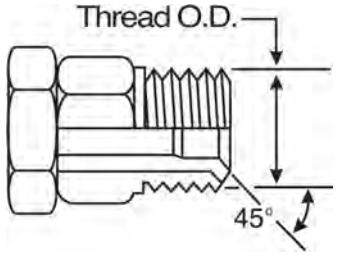

Part No.	Descr.	Prod. No.	⊖			H1	H2	L		C	
			"	mm		"	"	"	mm	"	mm
G40500-0404	4C14-4MIX	7753-20305	3/16	4.8	7/16-24	7/16	7/16	1.84	46.7	1.39	35.3
G40500-0505	5C14-5MIX	7753-20315	1/4	6.4	1/2-20	1/2	1/2	1.90	48.3	1.45	36.8
G40500-0606	6C14-6MIX	7753-20325	5/16	7.9	5/8-18	9/16	5/8	2.07	52.6	1.52	38.6
G40500-0808	8C14-8MIX	7753-20335	13/32	10.3	3/4-18	5/8	3/4	2.21	56.1	1.60	40.6
G40500-1010	10C14-10MIX	7753-20345	1/2	12.7	7/8-18	3/4	7/8	2.47	62.7	1.77	45.0

SAE Male Inverted Swivel - 45° Bent Tube - Steel



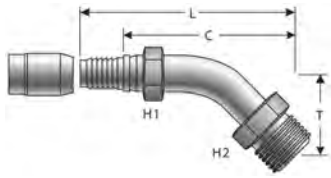

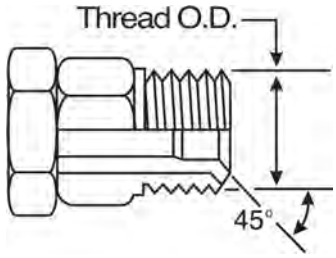

Part No.	Descr.	Prod. No.	⟷		≋	H1	H2	T		L		C	
			"	mm		"	"	"	mm	"	mm	"	mm
G40502-0404	4C14-4MIX45	7753-20355	3/16	4.8	7/16-24	7/16	7/16	0.73	18.5	1.99	50.6	1.53	38.9
G40502-0606	6C14-6MIX45	7753-20365	5/16	7.9	5/8-18	9/16	5/8	0.94	23.9	2.48	63.0	1.93	49.0
G40502-0808	8C14-8MIX45	7753-20375	13/32	10.3	3/4-18	5/8	3/4	1.14	29.0	2.95	74.9	2.10	53.3
G40502-1010	10C14-10MIX45	7753-20695	1/2	12.7	7/8-18	3/4	7/8	1.34	34.0	3.37	85.6	2.67	67.8
G40502-1212	12C14-12MIX45	7753-20705	5/8	15.9	1 1/16-16	7/8	1 1/16	1.54	39.1	4.56	115.8	3.79	96.3

SAE Male Inverted Swivel - 90° Bent Tube - Steel



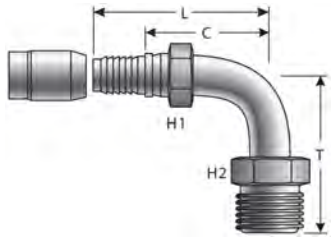

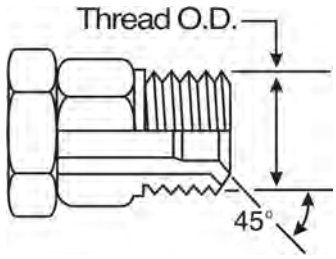

Part No.	Descr.	Prod. No.	⟷		≋	H1	H2	T		L		C	
			"	mm		"	"	"	mm	"	mm	"	mm
G40504-0404	4C14-4MIX90	7753-20385	3/16	4.8	7/16-24	7/16	7/16	1,30	33.0	1.42	36.1	0.97	24.6
G40504-0505	5C14-5MIX90	7753-20395	1/4	6.4	1/2-20	1/2	1/2	1.48	37.6	1.54	39.1	1.09	27.7
G40504-0606	6C14-6MIX90	7753-20405	5/16	7.9	5/8-18	9/16	5/8	1.63	41.4	1.80	45.7	1.25	31.8
G40504-0808	8C14-8MIX90	7753-20415	13/32	10.3	3/4-18	5/8	3/4	1.91	48.5	2.10	53.3	1.77	45.0
G40504-1010	10C14-10MIX90	7753-20425	1/2	12.7	7/8-18	3/4	7/8	2.16	54.9	2.47	62.7	1.77	45.0
G40504-1212	12C14-12MIX90	7753-20715	5/8	15.9	1 1/16-16	7/8	1 1/16	2.66	67.6	3.60	91.4	2.83	71.9

HOSE/CPLG. SELECTION
EQUIPMENT
HOSE SPECIFICATION
GLOBALSPIRAL COUPLINGS
STAINLESS STEEL SPIRAL COUPLINGS
MEGACRIMP COUPLINGS
STAINLESS STEEL BRAID COUPLINGS
POWER CRIMP COUPLINGS
FIELD ATTACHABLE - TYPE T COUPLINGS
FIELD ATTACHABLE - C5 COUPLINGS
FIELD ATTACHABLE - LOCK-ON COUPLINGS
C14 COUPLINGS & ASSEMBLIES
GLP & GL COUPLINGS
GLX COUPLINGS
PCTS THERMOPLASTIC COUPLINGS
POLARSEAL COUPLINGS (ACA, ACB, ACC)
POWER STEERING CPLGS. & TOC ASSEMBLIES
ADAPTERS
QUICK DISCONNECT COUPLERS
BALL VALVES
LIVE SWIVELS
ACCESSORIES
AIR BRAKE CPLGS. & ASSEMBLIES
KITS
BRASS

Two-Bolt Flange Swivel - Brass (Steel Flange) - Laundry Flange



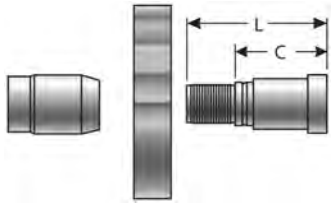

Part No.	Descr.	Prod. No.	⟷		L		C	
			"	mm	"	mm	"	mm
⚠ G40543-1212	12C14-12TBFLX	7753-10265	5/8	15.9	2.27	57.7	0.59	15.0

⚠ **WARNING:** Cancer and Reproductive Harm - www.P65Warnings.ca.gov

C14 Assembly with Two Female Dual Seat JIC 37°/SAE 45° Flare Swivel (FJSX) Couplings





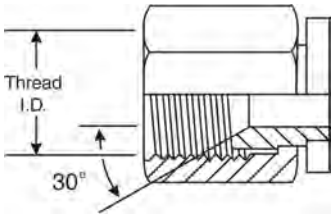

Part No.	Descr.	Prod. No.	⟷		L	
			"	mm	"	mm
G89170-1018	10C14-10FJSX-10FJSX-18	4479-0002	1/2	12.7	18.00	457.0
G89170-1024	10C14-10FJSX-10FJSX-24	4479-0003	1/2	12.7	24.00	610.0
G89170-1030	10C14-10FJSX-10FJSX-30	4479-0004	1/2	12.7	30.00	762.0
G89170-1036	10C14-10FJSX-10FJSX-36	4479-0005	1/2	12.7	36.00	914.4
G89170-1042	10C14-10FJSX-10FJSX-42	4479-0006	1/2	12.7	42.00	1067.0
G89170-1048	10C14-10FJSX-10FJSX-48	4479-0007	1/2	12.7	48.00	1219.0
G89170-1054	10C14-10FJSX-10FJSX-54	4479-0008	1/2	12.7	54.00	1372.0
G89170-1072	10C14-10FJSX-10FJSX-72	4479-0009	1/2	12.7	72.00	1829.0
G89170-1084	10C14-10FJSX-10FJSX-84	4479-0010	1/2	12.7	84.00	2134.0

HOSE/CPLG. SELECTION
EQUIPMENT
HOSE SPECIFICATION
GLOBALSPIRAL COUPLINGS
STAINLESS STEEL SPIRAL COUPLINGS
MEGACRIMP COUPLINGS
STAINLESS STEEL BRAID COUPLINGS
POWER CRIMP COUPLINGS
FIELD ATTACHABLE - TYPE T COUPLINGS
FIELD ATTACHABLE - C5 COUPLINGS
FIELD ATTACHABLE - LOCK-ON COUPLINGS
C14 COUPLINGS & ASSEMBLIES
GLP & GL COUPLINGS
GLX COUPLINGS
PCTS THERMOPLASTIC COUPLINGS
POLARSEAL COUPLINGS (ACA, ACB, ACC)
POWER STEERING CPLGS. & TOC ASSEMBLIES
ADAPTERS
QUICK DISCONNECT COUPLERS
BALL VALVES
LIVE SWIVELS
ACCESSORIES
AIR BRAKE CPLGS. & ASSEMBLIES
KITS
BRASS

HOSE/CPLG. SELECTION
EQUIPMENT
HOSE SPECIFICATION
GLOBALSPIRAL COUPLINGS
STAINLESS STEEL SPIRAL COUPLINGS
MEGACRIMP COUPLINGS
STAINLESS STEEL BRAID COUPLINGS
POWER CRIMP COUPLINGS
FIELD ATTACHABLE - TYPE T COUPLINGS
FIELD ATTACHABLE - C5 COUPLINGS
FIELD ATTACHABLE - LOCK-ON COUPLINGS
C14 COUPLINGS & ASSEMBLIES
GLP & GL COUPLINGS
GLX COUPLINGS
PCTS THERMOPLASTIC COUPLINGS
POLARSEAL COUPLINGS (ACA, ACB, ACC)
POWER STEERING CPLGS. & TOC ASSEMBLIES
ADAPTERS
QUICK DISCONNECT COUPLERS
BALL VALVES
LIVE SWIVELS
ACCESSORIES
AIR BRAKE CPLGS. & ASSEMBLIES
KITS
BRASS

NOTES

HYDRAULIC HOSE
FOR GLP & GL COUPLINGS

	GLP COUPLINGS			GL COUPLINGS								
Ferrule	One-Piece			One-Piece								
Dash Size	6	8	10	12	16	20	24	32	40	48	56	64
C5M												
GMV												
GTH												
LOC												
M500												
MegaTech 250												
MegaTech LOC												
MegaTech 500												
MegaTech G5TB												
MultiMaster GMV MegaFlex												
Plant Master 250 - All Colors												
Plant Master Plus 250												
RLA												
TR500												

The Gates eCrimp program is a web-based utility which allows users and distributors of Gates hydraulic and industrial hose products to find and print the most up to date crimp specifications with nothing more than an internet browser. This program can be used to find crimp data for all Gates crimpers. Custom result may be printed by selecting the crimper, hose and coupling. Optionally results may also be limited by die set and working pressure. The eCrimp web application can be directly accessed from a web browser by entering http://eCrimp.Gates.com for the website. The eCrimp mobile app is available for download for the iPhone and iPad from the App Store.

HOSE/CPLG. SELECTION
EQUIPMENT
HOSE SPECIFICATION
GLOBALSPIRAL COUPLINGS
STAINLESS STEEL SPIRAL COUPLINGS
MEGACRIMP COUPLINGS
STAINLESS STEEL BRAID COUPLINGS
POWER CRIMP COUPLINGS
FIELD ATTACHABLE - TYPE T COUPLINGS
FIELD ATTACHABLE - C5 COUPLINGS
FIELD ATTACHABLE - LOCK-ON COUPLINGS
C14 COUPLINGS & ASSEMBLIES
GLP & GL COUPLINGS
GLX COUPLINGS
PCTS THERMOPLASTIC COUPLINGS
POLARSEAL COUPLINGS (ACA, ACB, ACC)
POWER STEERING CPLGS. & TOC ASSEMBLIES
ADAPTERS
QUICK DISCONNECT COUPLERS
BALL VALVES
LIVE SWIVELS
ACCESSORIES
AIR BRAKE CPLGS. & ASSEMBLIES
KITS
BRASS

HOSE/CPLG. SELECTION
EQUIPMENT
HOSE SPECIFICATION
GLOBALSPIRAL COUPLINGS
STAINLESS STEEL SPIRAL COUPLINGS
MEGACRIMP COUPLINGS
STAINLESS STEEL BRAID COUPLINGS
POWER CRIMP COUPLINGS
FIELD ATTACHABLE - TYPE T COUPLINGS
FIELD ATTACHABLE - C5 COUPLINGS
FIELD ATTACHABLE - LOCK-ON COUPLINGS
C14 COUPLINGS & ASSEMBLIES
GLP & GL COUPLINGS
GLX COUPLINGS
PCTS THERMOPLASTIC COUPLINGS
POLARSEAL COUPLINGS (ACA, ACB, ACC)
POWER STEERING CPLGS. & TOC ASSEMBLIES
ADAPTERS
QUICK DISCONNECT COUPLERS
BALL VALVES
LIVE SWIVELS
ACCESSORIES
AIR BRAKE CPLGS. & ASSEMBLIES
KITS
BRASS

Male Pipe (NPTF - 30° Cone Seat)



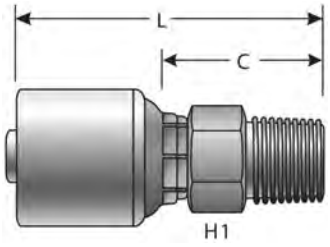

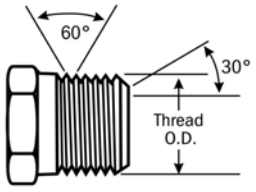

Part No.	Descr.	Prod. No.				H1	L		C	
			"	mm		"	"	mm	"	mm
G42100-1008	10GLP1-8MP	7351-02275	5/8	15.9	1/2-14	15/16	2.40	61.0	1.55	39.3

Female JIC 37° Flare Swivel



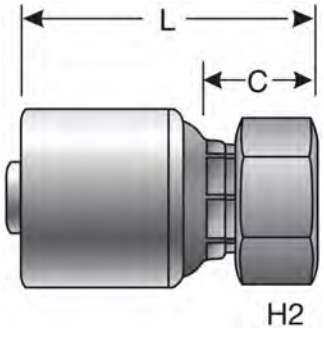

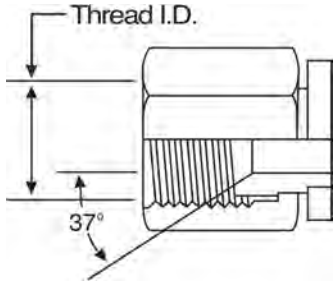

Part No.	Descr.	Prod. No.				H2	L		C	
			"	mm		"	"	mm	"	mm
G42170-0606	6GLP1-6FJX	7351-05145	3/8	9.5	9/16-18	7/16	1.89	48.0	1.10	27.9
G42170-0808	8GLP1-8FJX	7351-05205	1/2	12.7	3/4-16	9/32	2.02	51.3	1.24	31.5

Female JIC 37° Flare Swivel - 90° Bent Tube



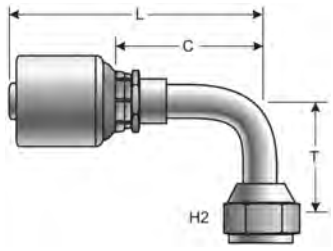

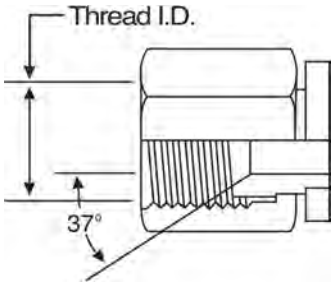

Part No.	Descr.	Prod. No.	⟷		≈	H2	T		L		C	
			"	mm		"	"	mm	"	mm	"	mm
G42179-0606	6GLP1-6FJX90S	7351-19205	3/8	9.5	9/16-18	3/4	0.91	23.1	2.84	72.1	2.05	52.1
G42179-0808	8GLP1-8FJX90S	7351-15285	1/2	12.7	3/4-16	9/32	1.14	29.0	2.59	65.8	1.80	45.8
G42179-1010	10GLP1-10FJX90S	7351-15365	5/8	15.9	7/8-14	19/32	1.26	32.0	2.93	74.4	2.08	52.7
G42181-0808	8GLP1-8FJX90L	7351-15305	1/2	12.7	3/4-16	9/32	2.52	64.0	2.69	68.3	1.91	48.5
G42181-1010	10GLP1-10FJX90L	7351-15385	5/8	15.9	7/8-14	19/32	2.76	70.1	2.62	66.6	1.76	44.8

HOSE/CPLG. SELECTION
EQUIPMENT
HOSE SPECIFICATION
GLOBALSPIRAL COUPLINGS
STAINLESS STEEL SPIRAL COUPLINGS
MEGACRIMP COUPLINGS
STAINLESS STEEL BRAID COUPLINGS
POWER CRIMP COUPLINGS
FIELD ATTACHABLE - TYPE T COUPLINGS
FIELD ATTACHABLE - C5 COUPLINGS
FIELD ATTACHABLE - LOCK-ON COUPLINGS
C14 COUPLINGS & ASSEMBLIES
GLP & GL COUPLINGS
GLX COUPLINGS
PCTS THERMOPLASTIC COUPLINGS
POLARSEAL COUPLINGS (ACA, ACB, ACC)
POWER STEERING CPLGS. & TOC ASSEMBLIES
ADAPTERS
QUICK DISCONNECT COUPLERS
BALL VALVES
LIVE SWIVELS
ACCESSORIES
AIR BRAKE CPLGS. & ASSEMBLIES
KITS
BRASS

HOSE/CPLG. SELECTION
EQUIPMENT
HOSE SPECIFICATION
GLOBALSPIRAL COUPLINGS
STAINLESS STEEL SPIRAL COUPLINGS
MEGACRIMP COUPLINGS
STAINLESS STEEL BRAID COUPLINGS
POWER CRIMP COUPLINGS
FIELD ATTACHABLE - TYPE T COUPLINGS
FIELD ATTACHABLE - C5 COUPLINGS
FIELD ATTACHABLE - LOCK-ON COUPLINGS
C14 COUPLINGS & ASSEMBLIES
GLP & GL COUPLINGS
GLX COUPLINGS
PCTS THERMOPLASTIC COUPLINGS
POLARSEAL COUPLINGS (ACA, ACB, ACC)
POWER STEERING CPLGS. & TOC ASSEMBLIES
ADAPTERS
QUICK DISCONNECT COUPLERS
BALL VALVES
LIVE SWIVELS
ACCESSORIES
AIR BRAKE CPLGS. & ASSEMBLIES
KITS
BRASS

Male Pipe (NPTF - 30° Cone Seat)

Special GL Dies Required.



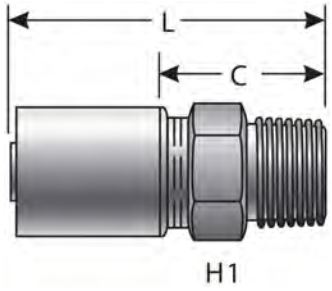

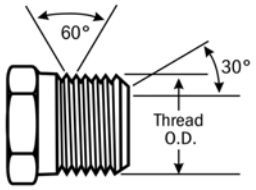

Part No.	Descr.	Prod. No.	⊖			H1	L		C	
			"	mm		"	"	mm	"	mm
G43100-1212	12GL-12MP	7348-00015	3/4	19.1	3/4-14	1 3/4	3.46	87.9	1.46	37.1
G43100-1616	16GL-16MP	7348-00035	1	25.4	1-11 1/2	1 3/8	4.11	104.4	1.88	47.7
G43100-2020	20GL-20MP	7348-00045	1 1/4	31.8	1 1/4-11 1/2	1 3/4	2.13	54.1	2.13	54.1
G43100-2424	24GL-24MP	7348-00055	1 1/2	38.1	1 1/2-11 1/2	2	4.83	122.7	2.19	55.7
G43100-3232	32GL-32MP	7348-00065	2	50.8	2-11 1/2	2 1/2	5.39	136.9	2.33	59.2

Male Pipe Swivel (NPTF - Without 30° Cone Seat)

NOT TO BE USED AS A LIVE SWIVEL.
Special GL Dies Required.



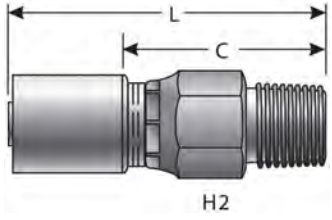

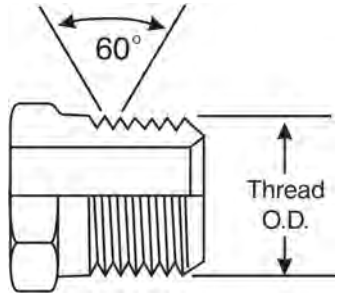

Part No.	Descr.	Prod. No.	⊖			H2	L		C	
			"	mm		"	"	mm	"	mm
G43105-1616	16GL-16MPX	7348-00115	1	25.4	1-11 1/2	1 5/8	4.73	120.1	2.50	63.5

Female JIC 37° Flare Swivel

Special GL Dies Required.



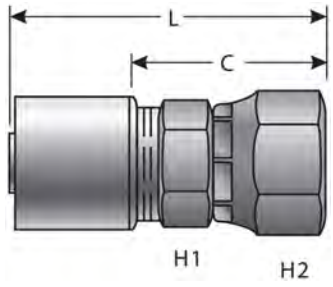

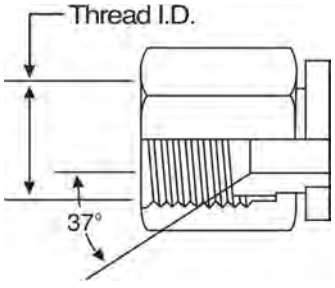

Part No.	Descr.	Prod. No.	⊖			H1	H2	L		C	
			"	mm		"	"	"	mm	"	mm
G43170-1212	12GL-12FJX	7348-00205	3/4	19.1	1 1/16-12	1 1/16	1 1/4	3.68	93.5	1.67	42.5
G43170-1216	12GL-16FJX	7348-00225	3/4	19.1	1 5/16-12	1 1/4	1 1/2	3.78	96.0	1.77	45.0
G43170-1616	16GL-16FJX	7348-00235	1	25.4	1 5/16-12	1 3/8	1 1/2	4.17	105.9	1.94	49.2
G43170-2016	20GL-16FJX	7348-00175	1 1/4	31.8	1 5/16-12	1 3/4	1 1/2	4.49	114.0	2.15	54.5
G43170-2020	20GL-20FJX	7348-00245	1 1/4	31.8	1 5/8-12	1 3/4	2	4.58	116.3	2.26	57.4
G43170-2420	24GL-20FJX	7348-00195	1 1/2	38.1	1 5/8-12	1 3/4	2	4.84	122.9	2.20	55.9
G43170-2424	24GL-24FJX	7348-00255	1 1/2	38.1	1 7/8-12	2	2 1/4	5.19	131.8	2.55	64.7
G43170-3232	32GL-32FJX	7348-00265	2	50.8	2 1/2-12	2 1/2	2 7/8	5.98	151.9	2.92	74.2
G43170-4040	40GL-40FJX	7305-05475	2 1/2	63.5	3-12	3	3 1/2	5.36	136.1	2.91	73.9

Female JIC 37° Flare Swivel - 90° Bent Tube

Special GL Dies Required.



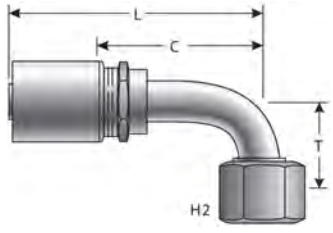

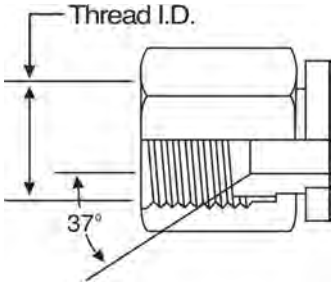

Part No.	Descr.	Prod. No.	⊖			H2	T		L		C	
			"	mm		"	"	mm	"	mm	"	mm
G43179-1212	12GL-12FJX90S	7348-01385	3/4	19.1	1 1/16-12	1 1/4	1.89	48.0	4.61	117.1	2.60	66.0
G43179-1616	16GL-16FJX90S	7348-01485	1	25.4	1 5/16-12	1 1/2	2.21	56.1	5.12	130.1	2.88	73.2
G43180-2020	20GL-20FJX90M	7348-01525	1 1/4	31.8	1 5/8-12	2	3.07	78.0	6.24	159.0	3.91	99.4
G43180-2420	24GL-20FJX90M	7348-01585	1 1/2	38.1	1 5/8-12	2	3.07	78.0	6.24	159.0	3.89	98.8
G43181-2420	24GL-20FJX90L	7348-01595	1 1/2	38.1	1 5/8-12	2	5.08	129.0	5.59	142.0	2.96	75.1
G43183-2424	24GL-24FJX90-092	7348-01545	1 1/2	38.1	1 7/8-12	2 1/4	3.62	91.9	7.10	180.3	4.37	111.0

Female Flat-Face O-Ring Swivel

SAE J1453 O–Ring Face Seal.
Special GL Dies Required.



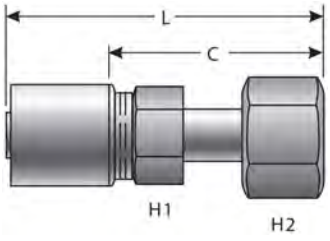

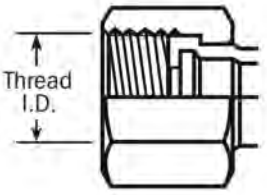

Part No.	Descr.	Prod. No.	⊖			H1	H2	L		C	
			"	mm		"	"	"	mm	"	mm
G43230-2424	24GL-24FFORX	7348-00375	1 1/2	38.1	2-12	1 3/8	2 1/4	3.98	101.1	3.27	83.1

Female Flat-Face O-Ring Swivel - 45° Bent Tube

SAE J1453 O–Ring Face Seal.
Special GL Dies Required.



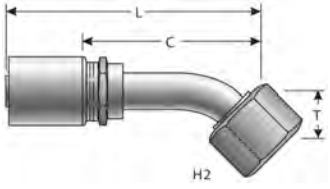

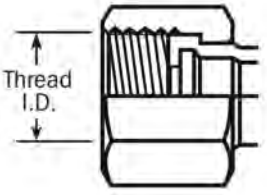

Part No.	Descr.	Prod. No.	⊖			H2	T		L		C	
			"	mm		"	"	mm	"	mm	"	mm
G43234-1212	12GL-12FFORX45S	7348-00405	3/4	19.1	1 3/16-12	1 3/8	0.83	21.0	4.67	118.6	2.66	67.5
G43234-2020	20GL-20FFORX45S	7348-00425	1 1/4	31.8	1 11/16-12	1 7/8	0.98	24.9	5.81	147.6	3.49	88.6

Female Flat-Face O-Ring Swivel - 90° Bent Tube

SAE J1453 O–Ring Face Seal.
Special GL Dies Required.



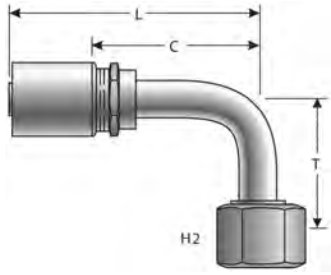

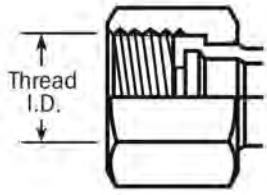

Part No.	Descr.	Prod. No.	⟷		≋	H2	T		L		C	
			"	mm		"	"	mm	"	mm	"	mm
G43239-1616	16GL-16FFORX90S	7348-00465	1	25.4	1 7/16-12	1 5/8	2.21	56.1	5.11	129.8	2.88	73.1
G43240-2424	24GL-24FFORX90M	7350-24985	1 1/2	38.1	2-12	2 1/8	3.39	86.1	7.26	184.4	4.62	117.3

Code 61 O-Ring Flange

Special GL Dies Required.



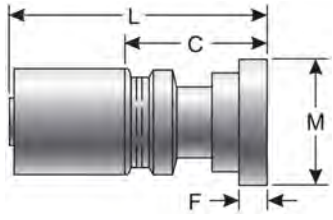

Part No.	Descr.	Prod. No.	⟷		M		L		C		F	
			"	mm	"	mm	"	mm	"	mm	"	mm
G43300-1616	16GL-16FL	7348-00555	1	25.4	1.75	44.5	3.78	96.0	1.90	48.2	0.32	8.1
G43300-2020	20GL-20FL	7348-00525	1 1/4	31.8	2.00	50.8	4.43	112.5	2.11	53.5	0.32	8.1
G43300-2424	24GL-24FL	7348-00535	1 1/2	38.1	2.38	60.5	4.94	125.5	2.30	58.4	0.32	8.1
G43300-3232	32GL-32FL	7348-00545	2	50.8	2.81	71.4	5.61	142.5	2.54	64.5	0.38	9.7
G43300-4040	40GL-40FL	7305-05505	2 1/2	63.5	3.31	84.1	5.66	143.8	3.15	80.0	0.38	9.7
G43300-4048	40GL-48FL	7305-05605	2 1/2	63.5	4.00	101.6	5.66	143.8	3.21	81.5	0.38	9.7
G43300-4056	40GL-56FL	7305-05705	2 1/2	63.5	4.50	114.3	5.33	135.4	2.77	70.4	0.44	11.2
G43300-4848	48GL-48FL	7305-05805	3	76.2	4.00	101.6	6.54	166.1	3.46	87.9	0.38	9.7
G43300-5656	56GL-56FL	7305-06305	3 1/2	88.9	4.50	114.3	6.70	170.2	3.06	77.7	0.44	11.2
G43300-6464	64GL-64FL	7305-06695	4	101.6	5.00	127.0	7.74	196.6	3.70	94.0	0.44	11.2

HOSE/CPLG. SELECTION
EQUIPMENT
HOSE SPECIFICATION
GLOBALSPIRAL COUPLINGS
STAINLESS STEEL SPIRAL COUPLINGS
MEGACRIMP COUPLINGS
STAINLESS STEEL BRAID COUPLINGS
POWER CRIMP COUPLINGS
FIELD ATTACHABLE - TYPE T COUPLINGS
FIELD ATTACHABLE - C5 COUPLINGS
FIELD ATTACHABLE - LOCK-ON COUPLINGS
C14 COUPLINGS & ASSEMBLIES
GLP & GL COUPLINGS
GLX COUPLINGS
PCTS THERMOPLASTIC COUPLINGS
POLARSEAL COUPLINGS (ACA, ACB, ACC)
POWER STEERING CPLGS. & TOC ASSEMBLIES
ADAPTERS
QUICK DISCONNECT COUPLERS
BALL VALVES
LIVE SWIVELS
ACCESSORIES
AIR BRAKE CPLGS. & ASSEMBLIES
KITS
BRASS

Code 61 O-Ring Flange - 22 1/2° Bent Tube

Special GL Dies Required.



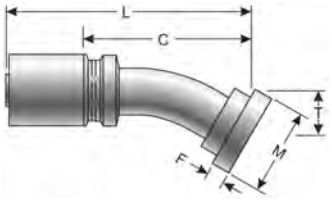

Part No.	Descr.	Prod. No.	⟷		M		T		L		C		F	
			"	mm	"	mm	"	mm	"	mm	"	mm	"	mm
G43302-2424	24GL-24FL22M-018	7348-00575	1 1/2	38.1	2.38	60.5	0.71	18.0	6.39	162.3	3.76	95.4	0.32	8.1
G43302-4040	40GL-40FL22	7305-05515	2 1/2	63.5	3.31	84.1	0.63	16.0	6.81	173.0	4.36	110.7	0.38	9.7
G43302-4048	40GL-48FL22	7305-05615	2 1/2	63.5	4.00	101.6	0.67	17.0	6.86	174.2	4.41	112.0	0.38	9.7

Code 61 O-Ring Flange - 30° Bent Tube

Special GL Dies Required.



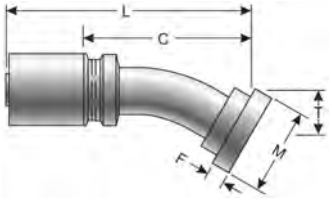

Part No.	Descr.	Prod. No.	⟷		M		T		L		C		F	
			"	mm	"	mm	"	mm	"	mm	"	mm	"	mm
G43304-2424	24GL-24FL30M	7348-00635	1 1/2	38.1	2.38	60.5	1.18	30.0	6.86	174.2	4.22	107.3	0.32	8.1
G43304-3232	32GL-32FL30M	7348-00645	2	50.8	2.81	71.4	1.26	32.0	7.78	197.6	4.72	119.8	0.38	9.7
G43304-4040	40GL-40FL30	7305-05525	2 1/2	63.5	3.31	84.1	1.08	27.4	7.30	185.4	4.85	123.2	0.38	9.7
G43304-4848	48GL-48FL30	7305-05825	3	76.2	4.00	101.6	1.12	28.4	8.23	209	5.15	130.8	0.38	9.7

Code 61 O-Ring Flange - 45° Bent Tube

Special GL Dies Required.



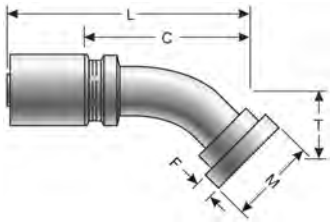

Part No.	Descr.	Prod. No.	⊖		M		T		L		C		F	
			"	mm	"	mm	"	mm	"	mm	"	mm	"	mm
G43306-2020	20GL-20FL45S	7348-00725	1 1/4	31.8	2.00	50.8	1.26	32.0	5.59	142.0	3.38	85.8	0.32	8.1
G43306-2424	24GL-24FL45S	7348-00735	1 1/2	38.1	2.38	60.5	1.50	38.1	6.62	168.2	3.99	101.3	0.32	8.1
G43306-3232	32GL-32FL45S	7348-00745	2	50.8	2.81	71.4	2.05	52.1	8.07	205	5.00	127.0	0.38	9.7
G43306-3240	32GL-40FL45S	7348-00785	2	50.8	3.31	84.1	2.05	52.1	9.18	233.2	6.11	155.3	0.38	9.7
G43307-4040	40GL-40FL45	7305-05535	2 1/2	63.5	3.31	84.1	1.72	43.7	7.72	196.1	5.27	133.9	0.38	9.7
G43307-4048	40GL-48FL45	7305-05635	2 1/2	63.5	4.00	101.6	1.76	44.7	7.76	197.1	5.31	134.9	0.38	9.7
G43307-4848	48GL-48FL45	7305-05835	3	76.2	4.00	101.6	2.03	51.6	9.18	233.2	6.10	154.9	0.38	9.7
G43307-4856	48GL-56FL45	7305-05895	3	76.2	4.50	114.3	2.05	52.1	12.38	314.5	9.30	236.2	0.44	11.2
G43307-5656	56GL-56FL45	7305-06335	3 1/2	88.9	4.50	114.3	2.13	54.1	9.66	245.4	6.02	152.9	0.44	11.2
G43307-6565	64GL-64FL45	7305-06725	4	101.6	5.00	127.0	3.61	91.7	12.70	322.6	8.69	220.6	0.44	11.2

Code 61 O-Ring Flange - 60° Bent Tube

Special GL Dies Required.



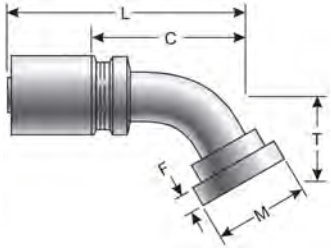

Part No.	Descr.	Prod. No.	⊖		M		T		L		C		F	
			"	mm	"	mm	"	mm	"	mm	"	mm	"	mm
G43309-3232	32GL-32FL60S	7348-00845	2	50.8	2.81	71.4	2.95	75.0	8.59	218.2	5.52	140.3	0.38	9.7
G43309-4040	40GL-40FL60	7305-05545	2 1/2	63.5	3.31	84.1	2.63	66.8	8.13	206.5	5.68	144.3	0.38	9.7
G43309-4848	48GL-48FL60	7305-05845	3	76.2	4.00	101.6	3.11	79.0	9.66	245.4	6.58	167.1	0.38	9.7

HOSE/CPLG. SELECTION
EQUIPMENT
HOSE SPECIFICATION
GLOBALSPIRAL COUPLINGS
STAINLESS STEEL SPIRAL COUPLINGS
MEGACRIMP COUPLINGS
STAINLESS STEEL BRAID COUPLINGS
POWER CRIMP COUPLINGS
FIELD ATTACHABLE - TYPE T COUPLINGS
FIELD ATTACHABLE - C5 COUPLINGS
FIELD ATTACHABLE - LOCK-ON COUPLINGS
C14 COUPLINGS & ASSEMBLIES
GLP & GL COUPLINGS
GLX COUPLINGS
PCTS THERMOPLASTIC COUPLINGS
POLARSEAL COUPLINGS (ACA, ACB, ACC)
POWER STEERING CPLGS. & TOC ASSEMBLIES
ADAPTERS
QUICK DISCONNECT COUPLERS
BALL VALVES
LIVE SWIVELS
ACCESSORIES
AIR BRAKE CPLGS. & ASSEMBLIES
KITS
BRASS

Code 61 O-Ring Flange - 67 1/2° Bent Tube

Special GL Dies Required.



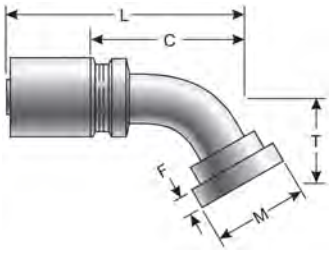

Part No.	Descr.	Prod. No.	⊖		M		T		L		C		F	
			"	mm	"	mm	"	mm	"	mm	"	mm	"	mm
G43311-4040	40GL-40FL67	7305-05555	2 1/2	63.5	3.31	84.1	3.13	79.5	8.22	208.8	5.77	146.6	0.38	9.7
G43311-4848	48GL-48FL67	7305-05905	3	76.2	4.00	101.6	3.87	98.3	9.50	241.3	6.42	163.1	0.38	9.7
G43311-6464	64GL-64FL67	7305-06635	4	101.6	5.00	127.0	6.90	175.3	14.20	360.7	10.59	269.1	0.44	11.2

Code 61 O-Ring Flange - 90° Bent Tube

Special GL Dies Required.



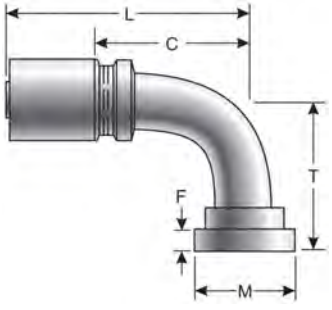

Part No.	Descr.	Prod. No.	⊖		M		T		L		C		F	
			"	mm	"	mm	"	mm	"	mm	"	mm	"	mm
G43314-1216	12GL-16FL90S	7348-00915	3/4	19.1	1.75	44.5	2.40	61.0	4.40	111.8	2.39	60.7	0.32	8.1
G43314-1616	16GL-16FL90S	7348-00925	1	25.4	1.75	44.5	2.40	61.0	5.04	128.0	2.81	71.3	0.32	8.1
G43314-2020	20GL-20FL90S	7348-00945	1 1/4	31.8	2.00	50.8	2.68	68.1	5.41	137.4	3.09	78.5	0.32	8.1
G43314-2024	20GL-24FL90-068	7348-00955	1 1/4	31.8	2.38	60.5	2.68	68.1	5.41	137.4	3.09	78.5	0.32	8.1
G43314-2424	24GL-24FL90S	7348-00965	1 1/2	38.1	2.38	60.5	3.19	81.0	6.26	159.0	3.56	90.3	0.32	8.1
G43314-3232	32GL-32FL90S	7348-00975	2	50.8	2.81	71.4	4.72	119.9	8.73	221.7	4.98	126.5	0.38	9.7
G43314-3240	32GL-40FL90-114	7348-00775	2	50.8	3.31	84.1	4.50	114.3	8.77	222.8	5.71	145.0	0.38	9.7
G43315-1212	12GL-12FL90M	7348-00905	3/4	19.1	1.50	38.1	2.28	57.9	4.40	111.8	2.39	60.7	0.27	6.9
G43315-4040	40GL-40FL90	7305-05565	2 1/2	63.5	3.31	84.1	4.62	117.3	8.06	204.7	5.61	142.5	0.38	9.7
G43315-4048	40GL-48FL90	7305-05665	2 1/2	63.5	4.00	101.6	4.62	117.3	8.12	206.3	5.67	144.0	0.38	9.7
G43315-4848	48GL-48FL90	7305-05855	3	76.2	4.00	101.6	5.50	139.7	9.70	246.4	6.62	168.1	0.38	9.7
G43315-5656	56GL-56FL90	7305-06365	3 1/2	88.9	4.50	114.3	5.63	143.0	10.17	258.3	6.53	165.9	0.44	11.2
G43315-5664	56GL-64FL90	7305-06395	3 1/2	88.9	5.00	127.0	6.90	175.3	10.09	256.3	6.45	163.8	0.44	11.2
G43315-6464	64GL-64FL90	7305-06645	4	101.6	5.00	127.0	7.38	187.5	12.61	320.3	9.58	243.4	0.44	11.2

Code 61 Captive O-Ring Flange - 45° Bent Tube

Special GL Dies Required.



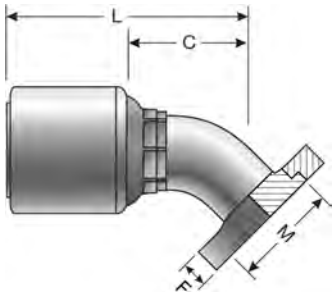

Part No.	Descr.	Prod. No.	⊖		M		T		L		C		F	
			"	mm	"	mm	"	mm	"	mm	"	mm	"	mm
G43334-5656	56GL-56FLCF45-054	7348-02715	3 1/2	88.9	4.50	114.3	2.13	54.1	9.67	245.6	6.02	152.9	0.42	10.7

HOSE/CPLG. SELECTION
EQUIPMENT
HOSE SPECIFICATION
GLOBALSPIRAL COUPLINGS
STAINLESS STEEL SPIRAL COUPLINGS
MEGACRIMP COUPLINGS
STAINLESS STEEL BRAID COUPLINGS
POWER CRIMP COUPLINGS
FIELD ATTACHABLE - TYPE T COUPLINGS
FIELD ATTACHABLE - C5 COUPLINGS
FIELD ATTACHABLE - LOCK-ON COUPLINGS
C14 COUPLINGS & ASSEMBLIES
GLP & GL COUPLINGS
GLX COUPLINGS
PCTS THERMOPLASTIC COUPLINGS
POLARSEAL COUPLINGS (ACA, ACB, ACC)
POWER STEERING CPLGS. & TOC ASSEMBLIES
ADAPTERS
QUICK DISCONNECT COUPLERS
BALL VALVES
LIVE SWIVELS
ACCESSORIES
AIR BRAKE CPLGS. & ASSEMBLIES
KITS
BRASS

HOSE/CPLG. SELECTION
EQUIPMENT
HOSE SPECIFICATION
GLOBALSPIRAL COUPLINGS
STAINLESS STEEL SPIRAL COUPLINGS
MEGACRIMP COUPLINGS
STAINLESS STEEL BRAID COUPLINGS
POWER CRIMP COUPLINGS
FIELD ATTACHABLE - TYPE T COUPLINGS
FIELD ATTACHABLE - C5 COUPLINGS
FIELD ATTACHABLE - LOCK-ON COUPLINGS
C14 COUPLINGS & ASSEMBLIES
GLP & GL COUPLINGS
GLX COUPLINGS
PCTS THERMOPLASTIC COUPLINGS
POLARSEAL COUPLINGS (ACA, ACB, ACC)
POWER STEERING CPLGS. & TOC ASSEMBLIES
ADAPTERS
QUICK DISCONNECT COUPLERS
BALL VALVES
LIVE SWIVELS
ACCESSORIES
AIR BRAKE CPLGS. & ASSEMBLIES
KITS
BRASS

NOTES

HYDRAULIC HOSE FOR GLX COUPLINGS

	GLX COUPLINGS						
Ferrule	**One-Piece**						
Dash Size	**4**	**6**	**8**	**10**	**12**	**16**	**20**
Clean Master Washdown							
Fuel Master Delivery 200							
G3H							
LOL							
LP350							
Plant Master 150							
Plant Master 200							
Plant Master 250							
Plant Master 300							
Plant Master 300 NC							
Plant Master Plus 250							
Plant Master Plus 300							
Plant Master Plus 300 Lock On							
Plant Master Xtreme 250							
Plant Master Xtreme 300 Lock On Braid							
Plant Master Xtreme 325 Braid							
Plant Master Xtreme 501 AR							
RLA-30R2							

The Gates eCrimp program is a web-based utility which allows users and distributors of Gates hydraulic and industrial hose products to find and print the most up to date crimp specifications with nothing more than an internet browser. This program can be used to find crimp data for all Gates crimpers. Custom result may be printed by selecting the crimper, hose and coupling. Optionally results may also be limited by die set and working pressure. The eCrimp web application can be directly accessed from a web browser by entering http://eCrimp.Gates.com for the website. The eCrimp mobile app is available for download for the iPhone and iPad from the App Store.

HOSE/CPLG. SELECTION
EQUIPMENT
HOSE SPECIFICATION
GLOBALSPIRAL COUPLINGS
STAINLESS STEEL SPIRAL COUPLINGS
MEGACRIMP COUPLINGS
STAINLESS STEEL BRAID COUPLINGS
POWER CRIMP COUPLINGS
FIELD ATTACHABLE - TYPE T COUPLINGS
FIELD ATTACHABLE - C5 COUPLINGS
FIELD ATTACHABLE - LOCK-ON COUPLINGS
C14 COUPLINGS & ASSEMBLIES
GLP & GL COUPLINGS
GLX COUPLINGS
PCTS THERMOPLASTIC COUPLINGS
POLARSEAL COUPLINGS (ACA, ACB, ACC)
POWER STEERING CPLGS. & TOC ASSEMBLIES
ADAPTERS
QUICK DISCONNECT COUPLERS
BALL VALVES
LIVE SWIVELS
ACCESSORIES
AIR BRAKE CPLGS. & ASSEMBLIES
KITS
BRASS

HOSE/CPLG. SELECTION
EQUIPMENT
HOSE SPECIFICATION
GLOBALSPIRAL COUPLINGS
STAINLESS STEEL SPIRAL COUPLINGS
MEGACRIMP COUPLINGS
STAINLESS STEEL BRAID COUPLINGS
POWER CRIMP COUPLINGS
FIELD ATTACHABLE - TYPE T COUPLINGS
FIELD ATTACHABLE - C5 COUPLINGS
FIELD ATTACHABLE - LOCK-ON COUPLINGS
C14 COUPLINGS & ASSEMBLIES
GLP & GL COUPLINGS
GLX COUPLINGS
PCTS THERMOPLASTIC COUPLINGS
POLARSEAL COUPLINGS (ACA, ACB, ACC)
POWER STEERING CPLGS. & TOC ASSEMBLIES
ADAPTERS
QUICK DISCONNECT COUPLERS
BALL VALVES
LIVE SWIVELS
ACCESSORIES
AIR BRAKE CPLGS. & ASSEMBLIES
KITS
BRASS

Male Pipe (NPTF - 30° Cone Seat)



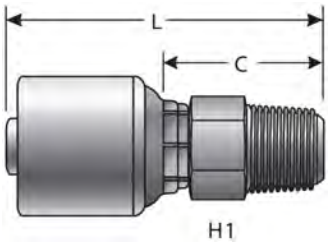

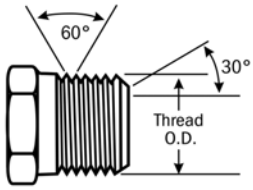

Part No.	Descr.	Prod. No.	⟷		⫴	H1	L		C	
			"	mm		"	"	mm	"	mm
G44100-0402	4GLX-2MP	7107-00105	1/4	6.4	1/8-27	1/2	2.01	51.0	0.98	25.0
G44100-0404	4GLX-4MP	7107-00115	1/4	6.4	1/4-18	9/16	2.17	55.1	1.14	29.0
G44100-0604	6GLX-4MP	7107-00135	3/8	9.5	1/4-18	11/16	2.32	58.9	1.22	31.0
G44100-0606	6GLX-6MP	7107-00145	3/8	9.5	3/8-18	11/16	2.32	58.9	1.22	31.0
G44100-0806	8GLX-6MP	7107-00165	1/2	12.7	3/8-18	13/16	2.72	69.1	1.24	31.5
G44100-0808	8GLX-8MP	7107-00175	1/2	12.7	1/2-14	7/8	2.78	70.6	1.40	35.5
G44100-0812	8GLX-12MP	7107-00785	1/2	12.7	3/4-14	13/16	3.46	87.9	1.48	37.5
G44100-1008	10GLX-8MP	7107-00195	5/8	15.9	1/2-14	15/16	2.40	61.0	1.56	39.6
G44100-1208	12GLX-8MP	7107-00215	3/4	19.1	1/2-14	1 1/16	3.46	87.9	1.46	37.1
G44100-1212	12GLX-12MP	7107-00225	3/4	19.1	3/4-14	1 1/16	3.46	87.9	1.46	37.1
G44100-1616	16GLX-16MP	7107-00255	1	25.4	1-11 1/2	1 3/8	4.11	104.4	1.88	47.7
G44100-2020	20GLX-20MP	7107-00265	1 1/4	31.8	1 1/4-11 1/2	1 3/4	4.41	112.0	2.13	54.1

Male Pipe Swivel (NPTF - Without 30° Cone Seat)



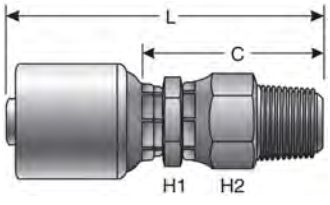

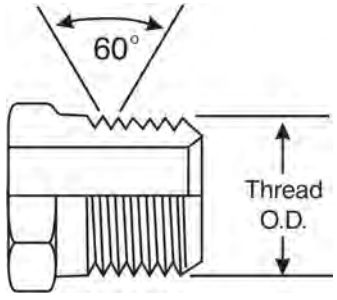

Part No.	Descr.	Prod. No.	⟷		⫴	H1	H2	L		C	
			"	mm		"	"	"	mm	"	mm
G44105-0404	4GLX-4MPX	7107-00565	1/4	6.4	1/4-18	1/2	11/16	2.61	66.3	1.58	40.2
G44105-0606	6GLX-6MPX	7107-00575	3/8	9.5	3/8-18	5/8	7/8	2.81	71.4	1.72	43.6
G44105-0808	8GLX-8MPX	7107-00585	1/2	12.7	1/2-14	13/16	1	3.42	86.9	1.95	49.5
G44105-1212	12GLX-12MPX	7107-00595	3/4	19.1	3/4-14	1 1/16	1 5/16	4.02	102.1	2.01	51.1
G44105-1616	16GLX-16MPX	7107-00605	1	25.4	1-11 1/2	1 3/8	1 5/8	4.73	120.1	2.50	63.5
G44105-2020	20GLX-20MPX	7107-00615	1 1/4	31.8	1 1/4-11 1/2	1 7/8	2	5.30	134.6	2.98	75.7

Female Pipe (NPTF - Without 30° Cone Seat)



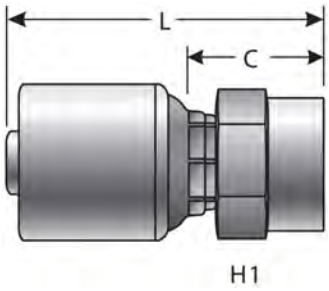

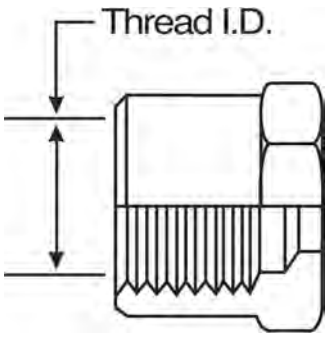

Part No.	Descr.	Prod. No.	⊖			H1	L		C	
			"	mm		"	"	mm	"	mm
G44110-0404	4GLX-4FP	7107-00415	1/4	6.4	1/4-18	11/16	1.99	50.6	0.97	24.5
G44110-0604	6GLX-4FP	7107-00425	3/8	9.5	1/4-18	11/16	2.07	52.6	0.97	24.6
G44110-0606	6GLX-6FP	7107-00435	3/8	9.5	3/8-18	13/16	2.07	52.6	0.97	24.6
G44110-0806	8GLX-6FP	7107-00445	1/2	12.7	3/8-18	13/16	2.48	63.0	1.00	25.5
G44110-0808	8GLX-8FP	7107-00455	1/2	12.7	1/2-14	1	2.64	67.1.	1.16	29.5
G44110-1212	12GLX-12FP	7107-00465	3/4	19.1	3/4-14	1 1/4	3.23	82.0	1.22	31.0
G44110-1616	16GLX-16FP	7107-00475	1	25.4	1-11 1/2	1 1/2	3.86	98.0	1.62	41.2

Female Pipe Swivel (NPSM - 30° Cone Seat)



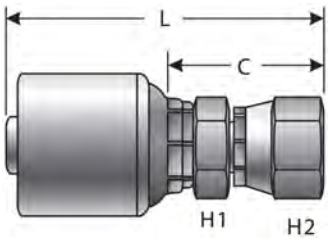

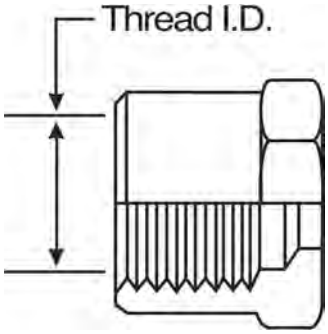

Part No.	Descr.	Prod. No.	⊖			H1	H2	L		C	
			"	mm		"	"	"	mm	"	mm
G44111-0404	4GLX-4FPX	7107-00345	1/4	6.4	1/4-18	1/2	11/16	2.24	56.9	1.22	31.0
G44111-0604	6GLX-4FPX	7107-00355	3/8	9.5	1/4-18	5/8	11/16	2.40	61.0	1.30	33.0
G44111-0606	6GLX-6FPX	7107-00365	3/8	9.5	3/8-18	5/8	7/8	2.49	63.3	1.39	35.3
G44111-0806	8GLX-6FPX	7107-00375	1/2	12.7	3/8-18	13/16	7/8	2.85	72.4	1.38	35.1
G44111-0808	8GLX-8FPX	7107-00385	1/2	12.7	1/2-14	13/16	1	2.89	73.4	1.41	35.9
G44111-1212	12GLX-12FPX	7107-00395	3/4	19.1	3/4-14	1 1/16	1 1/4	3.72	94.5	1.71	43.4
G44111-1616	16GLX-16FPX	7107-00405	1	25.4	1-11 1/2	1 3/8	1 1/2	4.11	104.4	1.87	47.5

HOSE/CPLG. SELECTION
EQUIPMENT
HOSE SPECIFICATION
GLOBALSPIRAL COUPLINGS
STAINLESS STEEL SPIRAL COUPLINGS
MEGACRIMP COUPLINGS
STAINLESS STEEL BRAID COUPLINGS
POWER CRIMP COUPLINGS
FIELD ATTACHABLE - TYPE T COUPLINGS
FIELD ATTACHABLE - C5 COUPLINGS
FIELD ATTACHABLE - LOCK-ON COUPLINGS
C14 COUPLINGS & ASSEMBLIES
GLP & GL COUPLINGS
GLX COUPLINGS
PCTS THERMOPLASTIC COUPLINGS
POLARSEAL COUPLINGS (ACA, ACB, ACC)
POWER STEERING CPLGS. & TOC ASSEMBLIES
ADAPTERS
QUICK DISCONNECT COUPLERS
BALL VALVES
LIVE SWIVELS
ACCESSORIES
AIR BRAKE CPLGS. & ASSEMBLIES
KITS
BRASS

Female JIC 37° Flare Swivel



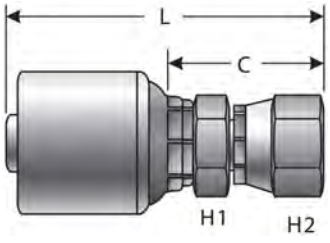

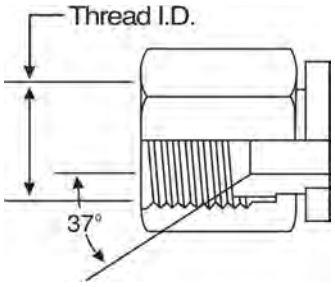

Part No.	Descr.	Prod. No.	⊖			H1	H2	L		C	
			"	mm		"	"	"	mm	"	mm
G44170-0404	4GLX-4FJX	7107-00275	1/4	6.4	7/16-20	1/2	9/16	2.10	53.3	1.22	31.0
G44170-0606	6GLX-6FJX	7107-00285	3/8	9.5	9/16-18	5/8	3/4	2.31	58.7	1.25	31.8
G44170-0808	8GLX-8FJX	7107-00295	1/2	12.7	3/4-16	13/16	7/8	2.82	71.6	1.34	34.0
G44170-1010	10GLX-10FJX*	7107-00305	5/8	15.9	7/8-14	—	1 1/16	2.27	57.7	1.42	36.1
G44170-1212	12GLX-12FJX	7107-00315	3/4	19.1	1 1/16-12	1 1/16	1 1/4	3.68	93.5	1.67	42.5
G44170-1616	16GLX-16FJX	7107-00325	1	25.4	1 5/16-12	1 3/8	1 1/2	4.17	105.9	1.94	49.2
G44170-2020	20GLX-20FJX	7107-00335	1 1/4	31.8	1 5/8-12	1 3/4	2	4.58	116.3	2.28	57.9

**H1 Stem Hex not applicable*

Male SAE 45° Flare



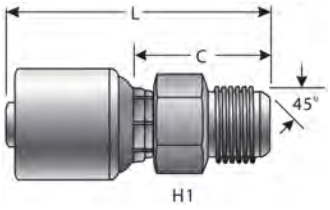

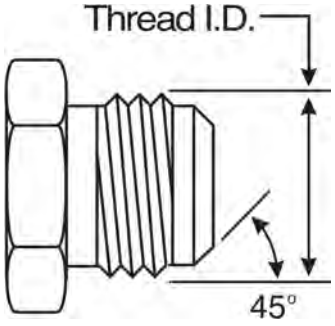

Part No.	Descr.	Prod. No.	⊖			H1	L		C	
			"	mm		"	"	mm	"	mm
G44195-0404	4GLX-4MS	7107-00525	1/4	6.4	7/16-20	1/2	2.11	53.6	1.08	27.5
G44195-0606	6GLX-6MS	7107-00535	3/8	9.5	5/8-18	5/8	2.38	60.5	1.28	32.6
G44195-0808	8GLX-8MS	7107-00545	1/2	12.7	3/4-16	13/16	2.89	73.4	1.42	36.1
G44195-1212	12GLX-12MS	7107-00555	3/4	19.1	1 1/16-14	1 1/16	3.78	96.0	1.77	45.0

Female SAE 45° Flare Swivel



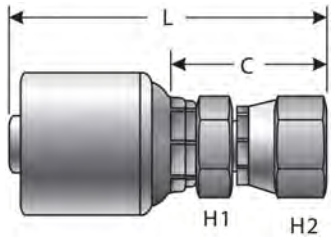

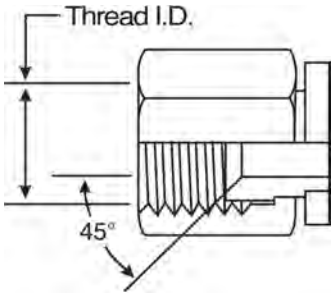

Part No.	Descr.	Prod. No.	⊖			H1	H2	L		C	
			"	mm		"	"	"	mm	"	mm
G44200-0606	6GLX-6FSX	7107-00495	3/8	9.5	5/8-18	5/8	3/4	2.44	62.0	1.35	34.2
G44200-1212	12GLX-12FSX	7107-00515	3/4	19.1	1 1/16-14	1 1/16	1 1/4	3.68	93.5	1.67	42.5

HOSE/CPLG. SELECTION
EQUIPMENT
HOSE SPECIFICATION
GLOBALSPIRAL COUPLINGS
STAINLESS STEEL SPIRAL COUPLINGS
MEGACRIMP COUPLINGS
STAINLESS STEEL BRAID COUPLINGS
POWER CRIMP COUPLINGS
FIELD ATTACHABLE - TYPE T COUPLINGS
FIELD ATTACHABLE - C5 COUPLINGS
FIELD ATTACHABLE - LOCK-ON COUPLINGS
C14 COUPLINGS & ASSEMBLIES
GLP & GL COUPLINGS
GLX COUPLINGS
PCTS THERMOPLASTIC COUPLINGS
POLARSEAL COUPLINGS (ACA, ACB, ACC)
POWER STEERING CPLGS. & TOC ASSEMBLIES
ADAPTERS
QUICK DISCONNECT COUPLERS
BALL VALVES
LIVE SWIVELS
ACCESSORIES
AIR BRAKE CPLGS. & ASSEMBLIES
KITS
BRASS

HOSE/CPLG. SELECTION
EQUIPMENT
HOSE SPECIFICATION
GLOBALSPIRAL COUPLINGS
STAINLESS STEEL SPIRAL COUPLINGS
MEGACRIMP COUPLINGS
STAINLESS STEEL BRAID COUPLINGS
POWER CRIMP COUPLINGS
FIELD ATTACHABLE - TYPE T COUPLINGS
FIELD ATTACHABLE - C5 COUPLINGS
FIELD ATTACHABLE - LOCK-ON COUPLINGS
C14 COUPLINGS & ASSEMBLIES
GLP & GL COUPLINGS
GLX COUPLINGS
PCTS THERMOPLASTIC COUPLINGS
POLARSEAL COUPLINGS (ACA, ACB, ACC)
POWER STEERING CPLGS. & TOC ASSEMBLIES
ADAPTERS
QUICK DISCONNECT COUPLERS
BALL VALVES
LIVE SWIVELS
ACCESSORIES
AIR BRAKE CPLGS. & ASSEMBLIES
KITS
BRASS

NOTES

HYDRAULIC HOSE
FOR PCTS THERMOPLASTIC COUPLINGS

	PCTS THERMOPLASTIC COUPLINGS	
Ferrule	**One-Piece**	
Dash Size	**2**	**3**
TH7		
TH7NC		

The Gates eCrimp program is a web-based utility which allows users and distributors of Gates hydraulic and industrial hose products to find and print the most up to date crimp specifications with nothing more than an internet browser. This program can be used to find crimp data for all Gates crimpers. Custom result may be printed by selecting the crimper, hose and coupling. Optionally results may also be limited by die set and working pressure. The eCrimp web application can be directly accessed from a web browser by entering http://eCrimp.Gates.com for the website. The eCrimp mobile app is available for download for the iPhone and iPad from the App Store.

HOSE/CPLG. SELECTION
EQUIPMENT
HOSE SPECIFICATION
GLOBALSPIRAL COUPLINGS
STAINLESS STEEL SPIRAL COUPLINGS
MEGACRIMP COUPLINGS
STAINLESS STEEL BRAID COUPLINGS
POWER CRIMP COUPLINGS
FIELD ATTACHABLE - TYPE T COUPLINGS
FIELD ATTACHABLE - C5 COUPLINGS
FIELD ATTACHABLE - LOCK-ON COUPLINGS
C14 COUPLINGS & ASSEMBLIES
GLP & GL COUPLINGS
GLX COUPLINGS
PCTS THERMOPLASTIC COUPLINGS
POLARSEAL COUPLINGS (ACA, ACB, ACC)
POWER STEERING CPLGS. & TOC ASSEMBLIES
ADAPTERS
QUICK DISCONNECT COUPLERS
BALL VALVES
LIVE SWIVELS
ACCESSORIES
AIR BRAKE CPLGS. & ASSEMBLIES
KITS
BRASS

HOSE/CPLG. SELECTION
EQUIPMENT
HOSE SPECIFICATION
GLOBALSPIRAL COUPLINGS
STAINLESS STEEL SPIRAL COUPLINGS
MEGACRIMP COUPLINGS
STAINLESS STEEL BRAID COUPLINGS
POWER CRIMP COUPLINGS
FIELD ATTACHABLE - TYPE T COUPLINGS
FIELD ATTACHABLE - C5 COUPLINGS
FIELD ATTACHABLE - LOCK-ON COUPLINGS
C14 COUPLINGS & ASSEMBLIES
GLP & GL COUPLINGS
GLX COUPLINGS
PCTS THERMOPLASTIC COUPLINGS
POLARSEAL COUPLINGS (ACA, ACB, ACC)
POWER STEERING CPLGS. & TOC ASSEMBLIES
ADAPTERS
QUICK DISCONNECT COUPLERS
BALL VALVES
LIVE SWIVELS
ACCESSORIES
AIR BRAKE CPLGS. & ASSEMBLIES
KITS
BRASS

Male Pipe (NPTF - 30° Cone Seat)



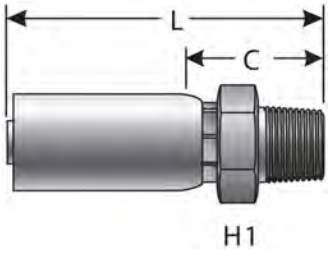

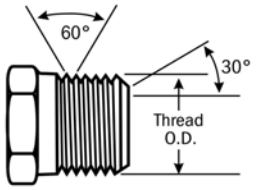

Part No.	Descr.	Prod. No.	⊖			H1	L		C	
			"	mm		"	"	mm	"	mm
G51100-0202	2PCTS-2MP	7336-11985	1/8	3.2	1/8-27	1/2	1.34	34.0	0.74	18.8
G51100-0204	2PCTS-4MP	7336-11995	1/8	3.2	1/4-18	1/2	1.53	38.9	0.93	23.6
G51100-0302	3PCTS-2MP	7336-12005	3/16	4.8	1/8-27	9/16	1.94	49.3	1.08	27.4
G51100-0304	3PCTS-4MP	7336-12015	3/16	4.8	1/4-18	11/16	2.13	54.1	1.27	32.3
G51100-0404	4PCTS-4MP	7336-12035	1/4	6.4	1/4-18	11/16	2.32	58.9	1.25	31.8
G51100-0406	4PCTS-6MP	7336-12045	1/4	6.4	3/8-18	3/4	2.44	62.0	1.35	34.3
G51100-0604	6PCTS-4MP	7336-12075	3/8	9.5	1/4-18	3/4	2.68	68.1	1.37	34.8
G51100-0606	6PCTS-6MP	7336-12085	3/8	9.5	3/8-18	3/4	2.68	68.1	1.37	34.8
G51100-0608	6PCTS-8MP	7336-12095	3/8	9.5	1/2-14	15/16	2.91	74.0	1.63	41.4

Male Pipe Swivel (NPTF - Without 30° Cone Seat)

NOT TO BE USED AS A LIVE SWIVEL.



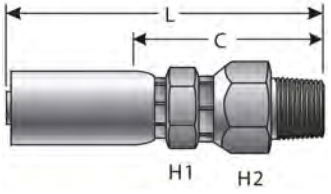

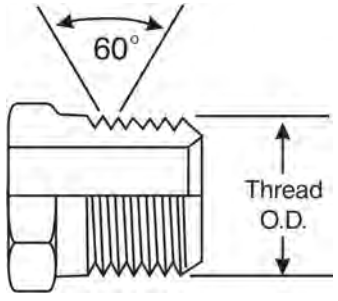

Part No.	Descr.	Prod. No.	⊖			H1	H2	L		C	
			"	mm		"	"	"	mm	"	mm
G51105-0202	2PCTS-2MPX	7337-11985	1/8	3.2	1/8-27	1/2	23/32	1.93	49.0	1.33	33.8
G51105-0302	3PCTS-2MPX	7337-12005	3/16	4.8	1/8-27	23/32	23/32	2.50	63.5	1.50	38.1
G51105-0304	3PCTS-4MPX	7337-12015	3/16	4.8	1/4-18	23/32	23/32	2.72	69.1	1.86	47.2
G51105-0404	4PCTS-4MPX	7337-12025	1/4	6.4	1/4-18	5/8	23/32	2.84	72.1	1.78	45.2

Female JIC 37° Flare Swivel



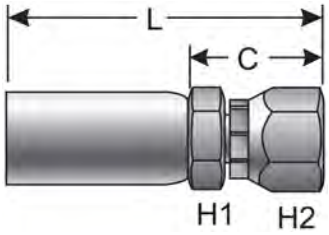

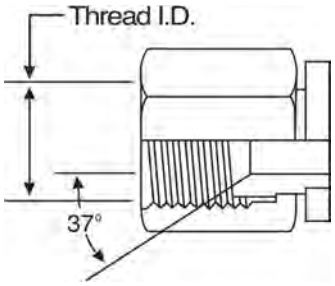

Part No.	Descr.	Prod. No.	⊖			H1	H2	L		C	
			"	mm		"	"	"	mm	"	mm
G51170-0203	2PCTS-3FJX	7338-11985	1/8	3.2	3/8 - 24	1/2	9/16	1.65	41.9	1.05	26.7

Female JIC 37° Flare Swivel - 90° Bent Tube



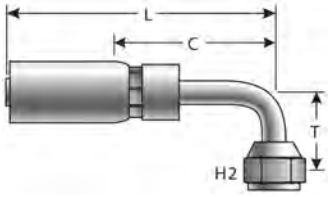

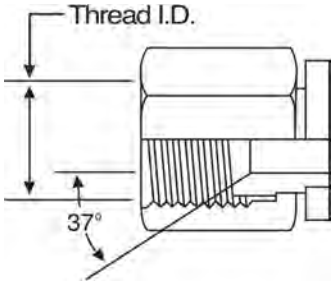

Part No.	Descr.	Prod. No.	⊖			H2	T		L		C	
			"	mm		"	"	mm	"	mm	"	mm
G51179-0304	3PCTS-4FJX90S	7338-12695	3/16	4.8	7/16-20	9/16	0.78	19.8	2.45	62.2	1.58	40.1
G51179-0606	6PCTS-6FJX90S	7338-12785	3/8	9.5	9/16-18	11/16	0.87	22.1	3.27	83.1	1.95	49.5

HOSE/CPLG. SELECTION
EQUIPMENT
HOSE SPECIFICATION
GLOBALSPIRAL COUPLINGS
STAINLESS STEEL SPIRAL COUPLINGS
MEGACRIMP COUPLINGS
STAINLESS STEEL BRAID COUPLINGS
POWER CRIMP COUPLINGS
FIELD ATTACHABLE - TYPE T COUPLINGS
FIELD ATTACHABLE - C5 COUPLINGS
FIELD ATTACHABLE - LOCK-ON COUPLINGS
C14 COUPLINGS & ASSEMBLIES
GLP & GL COUPLINGS
GLX COUPLINGS
PCTS THERMOPLASTIC COUPLINGS
POLARSEAL COUPLINGS (ACA, ACB, ACC)
POWER STEERING CPLGS. & TOC ASSEMBLIES
ADAPTERS
QUICK DISCONNECT COUPLERS
BALL VALVES
LIVE SWIVELS
ACCESSORIES
AIR BRAKE CPLGS. & ASSEMBLIES
KITS
BRASS

Dual Seat Female JIC 37°/SAE 45° Flare Swivel



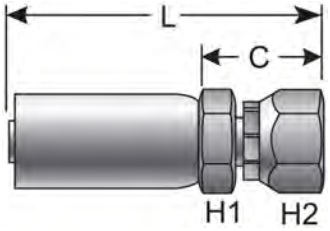

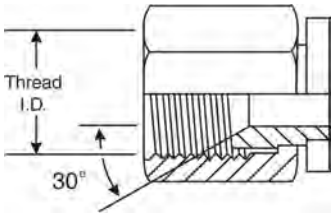

Part No.	Descr.	Prod. No.	⊖					H1	H2	L		C	
			"	mm			"	"	"	mm	"	mm
G51210-0204	2PCTS-4FJSX	7338-11995	1/8	3.2	7/16-20		1/2	5/8	1.73	43.9	1.12	28.4
G51210-0304	3PCTS-4FJSX	7338-12005	3/16	4.8	7/16-20		9/16	5/8	2.23	56.6	1.16	29.5
G51210-0404	4PCTS-4FJSX	7338-12025	1/4	6.4	7/16-20		5/8	5/8	2.52	64.0	1.47	37.3
G51210-0505	5PCTS-5FJSX	7338-12055	5/16	7.9	1/2-20		5/8	3/4	2.64	67.1.	1.33	33.8

HYDRAULIC HOSE
FOR POLARSEAL COUPLINGS

	POLARSEAL COUPLINGS			
Ferrule	**One-Piece**			
Dash Size	**6**	**8**	**10**	**12**
PolarSeal				
PolarSeal II				

The Gates eCrimp program is a web-based utility which allows users and distributors of Gates hydraulic and industrial hose products to find and print the most up to date crimp specifications with nothing more than an internet browser. This program can be used to find crimp data for all Gates crimpers. Custom result may be printed by selecting the crimper, hose and coupling. Optionally results may also be limited by die set and working pressure. The eCrimp web application can be directly accessed from a web browser by entering http://eCrimp.Gates.com for the website. The eCrimp mobile app is available for download for the iPhone and iPad from the App Store.

HOSE/CPLG. SELECTION
EQUIPMENT
HOSE SPECIFICATION
GLOBALSPIRAL COUPLINGS
STAINLESS STEEL SPIRAL COUPLINGS
MEGACRIMP COUPLINGS
STAINLESS STEEL BRAID COUPLINGS
POWER CRIMP COUPLINGS
FIELD ATTACHABLE - TYPE T COUPLINGS
FIELD ATTACHABLE - C5 COUPLINGS
FIELD ATTACHABLE - LOCK-ON COUPLINGS
C14 COUPLINGS & ASSEMBLIES
GLP & GL COUPLINGS
GLX COUPLINGS
PCTS THERMOPLASTIC COUPLINGS
POLARSEAL COUPLINGS (ACA, ACB, ACC)
POWER STEERING CPLGS. & TOC ASSEMBLIES
ADAPTERS
QUICK DISCONNECT COUPLERS
BALL VALVES
LIVE SWIVELS
ACCESSORIES
AIR BRAKE CPLGS. & ASSEMBLIES
KITS
BRASS

HOSE/CPLG. SELECTION
EQUIPMENT
HOSE SPECIFICATION
GLOBALSPIRAL COUPLINGS
STAINLESS STEEL SPIRAL COUPLINGS
MEGACRIMP COUPLINGS
STAINLESS STEEL BRAID COUPLINGS
POWER CRIMP COUPLINGS
FIELD ATTACHABLE - TYPE T COUPLINGS
FIELD ATTACHABLE - C5 COUPLINGS
FIELD ATTACHABLE - LOCK-ON COUPLINGS
C14 COUPLINGS & ASSEMBLIES
GLP & GL COUPLINGS
GLX COUPLINGS
PCTS THERMOPLASTIC COUPLINGS
POLARSEAL COUPLINGS (ACA, ACB, ACC)
POWER STEERING CPLGS. & TOC ASSEMBLIES
ADAPTERS
QUICK DISCONNECT COUPLERS
BALL VALVES
LIVE SWIVELS
ACCESSORIES
AIR BRAKE CPLGS. & ASSEMBLIES
KITS
BRASS

Male SAE 45° Flare - Aluminum



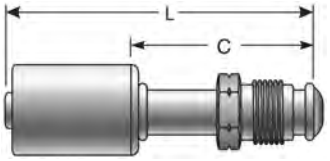

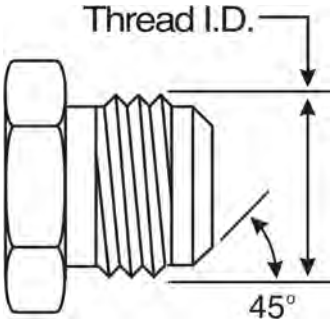

Part No.	Descr.	Prod. No.	⊖ "		L "	C "
G45195-0606	6ACA-6MS	7332-00015	5/16	5/8-18	3.38	2.13
G45195-0808	8ACA-8MS	7332-00025	13/32	3/4-16	3.50	2.25
G45195-1010	10ACA-10MS	7332-00035	1/2	7/8-14	3.81	2.56
G45195-1212	12ACA-12MS	7332-00045	5/8	1 1/16-14	4.00	2.75

Male SAE 45° Flare - 45° Bent Tube - Aluminum



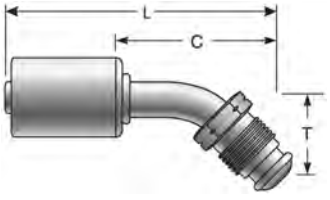

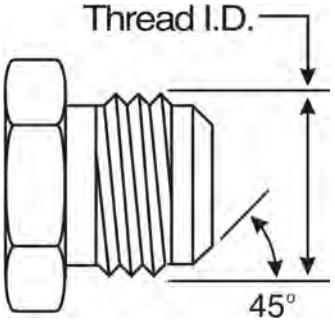

Part No.	Descr.	Prod. No.	⊖ "		T "	L "	C "
G45196-1212	12ACA-12MS45	7332-00085	5/8	1 1/16-14	1.25	4.25	3.00

Male SAE 45° Flare - 90° Bent Tube - Aluminum



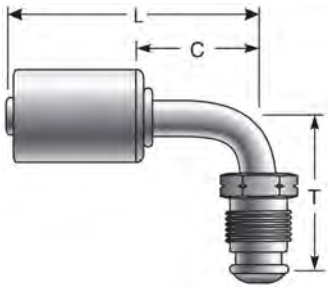

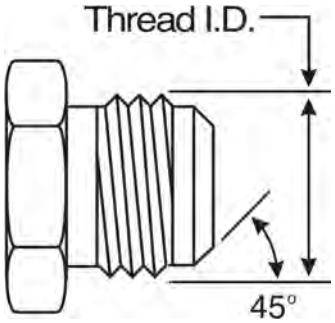

Part No.	Descr.	Prod. No.	⊖ "				T "	L "	C "
G45197-0606	6ACA-6MS90	7332-00095	5/16	5/8-18	1.75	2.56	1.31
G45197-0808	8ACA-8MS90	7332-00105	13/32	3/4-16	1.81	2.75	1.50
G45197-1010	10ACA-10MS90	7332-00115	1/2	7/8-14	2.19	3.00	1.75

Female SAE 45° Flare Swivel - Aluminum



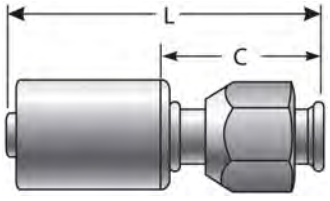

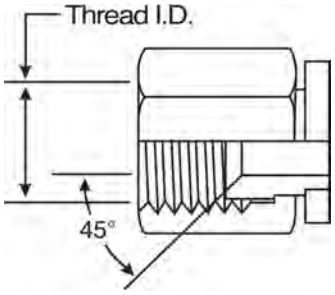

Part No.	Descr.	Prod. No.	⊖ "		L "	C "
G45200-0606	6ACA-6FSX	7332-00135	5/16	5/8-18	2.88	1.25
G45200-0608	6ACA-8FSX	7332-00145	5/16	3/4-16	2.69	1.44
G45200-0806	8ACA-6FSX	7332-02825	13/32	5/8-18	2.69	1.44
G45200-0808	8ACA-8FSX	7332-00155	13/32	3/4-16	2.69	1.44
G45200-1008	10ACA-8FSX	7332-02835	1/2	3/4-16	3.00	1.75
G45200-1010	10ACA-10FSX	7332-00165	1/2	7/8-14	3.00	1.75
G45200-1210	12ACA-10FSX	7332-00175	5/8	7/8-14	3.25	2.00
G45200-1212	12ACA-12FSX	7332-00185	5/8	1 1/16-14	3.25	2.00

HOSE/CPLG. SELECTION
EQUIPMENT
HOSE SPECIFICATION
GLOBALSPIRAL COUPLINGS
STAINLESS STEEL SPIRAL COUPLINGS
MEGACRIMP COUPLINGS
STAINLESS STEEL BRAID COUPLINGS
POWER CRIMP COUPLINGS
FIELD ATTACHABLE - TYPE T COUPLINGS
FIELD ATTACHABLE - C5 COUPLINGS
FIELD ATTACHABLE - LOCK-ON COUPLINGS
C14 COUPLINGS & ASSEMBLIES
GLP & GL COUPLINGS
GLX COUPLINGS
PCTS THERMOPLASTIC COUPLINGS
POLARSEAL COUPLINGS (ACA, ACB, ACC)
POWER STEERING CPLGS. & TOC ASSEMBLIES
ADAPTERS
QUICK DISCONNECT COUPLERS
BALL VALVES
LIVE SWIVELS
ACCESSORIES
AIR BRAKE CPLGS. & ASSEMBLIES
KITS
BRASS

Female SAE 45° Flare Swivel - Steel



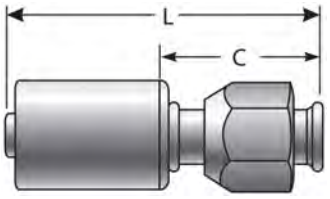

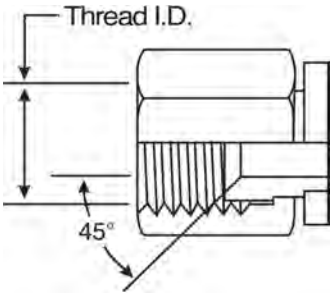

Part No.	Descr.	Prod. No.	⊖ "				L "	C "
G45200-0606S	6ACA-6FSX-S	7332-01755	5/16	5/8-18		2.88	1.63
G45200-0808S	8ACA-8FSX-S	7332-01765	13/32	3/4-16		2.69	1.44
G45200-1010S	10ACA-10FSX-S	7332-01775	1/2	7/8-14		3.00	1.75

Female SAE 45° Flare Swivel - 45° Bent Tube - Aluminum



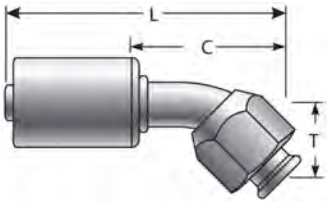

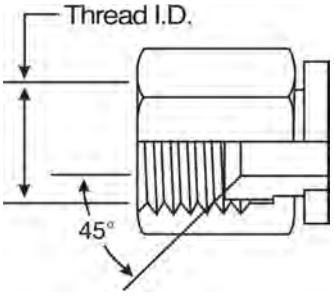

Part No.	Descr.	Prod. No.	⊖ "				T "	L "	C "
G45202-0606	6ACA-6FSX45	7332-00195	5/16	5/8-18		0.56	2.87	1.62
G45202-0806	8ACA-6FSX45	7332-02855	13/32	5/8-18		0.63	3.04	1.79
G45202-0808	8ACA-8FSX45	7332-00205	13/32	3/4-16		0.63	3.07	1.82
G45202-1010	10ACA-10FSX45	7332-00215	1/2	7/8-14		0.88	3.63	2.35
G45202-1210	12ACA-10FSX45	7332-02875	5/8	7/8-14		1.00	3.97	2.72

Female SAE 45° Flare Swivel - 90° Bent Tube - Aluminum



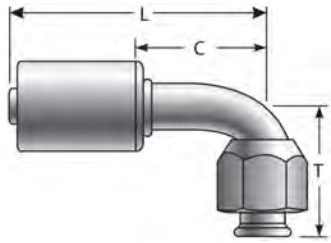

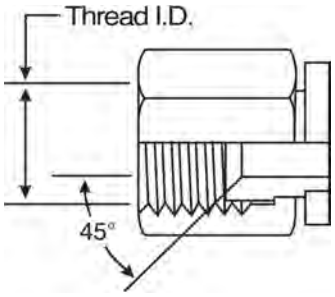

Part No.	Descr.	Prod. No.	⊖ "				T "	L "	C "
G45205-0606	6ACA-6FSX90	7332-00235	5/16	5/8-18		1.06	2.56	1.31
G45205-0608	6ACA-8FSX90	7332-00245	5/16	3/4-16		1.25	2.75	1.50
G45205-0806	8ACA-6FSX90	7332-02885	13/32	5/8-18		1.25	2.75	1.50
G45205-0808	8ACA-8FSX90	7332-00255	13/32	3/4-16		1.25	2.75	1.50
G45205-1008	10ACA-8FSX90	7332-02895	1/2	3/4-16		1.50	3.00	1.75
G45205-1010	10ACA-10FSX90	7332-00265	1/2	7/8-14		1.50	3.00	1.75
G45205-1210	12ACA-10FSX90	7332-00275	5/8	7/8-14		1.50	3.25	2.00
G45205-1212	12ACA-12FSX90	7332-00285	5/8	1 1/16-14		1.50	3.85	2.00

Female SAE 45° Flare Swivel - 90° Bent Tube - Steel



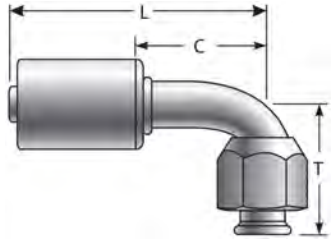

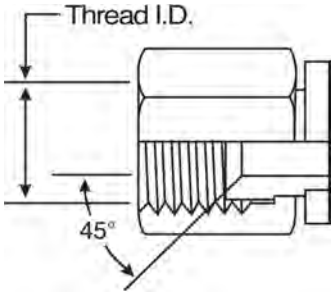

Part No.	Descr.	Prod. No.	⊖ "				T "	L "	C "
G45205-0606S	6ACA-6FSX90-S	7332-01785	5/16	5/8-18		1.06	2.56	1.31
G45205-0808S	8ACA-8FSX90-S	7332-01795	13/32	3/4-16		1.25	2.75	1.50
G45205-1010S	10ACA-10FSX90-S	7332-01805	1/2	7/8-14		1.50	3.00	1.75

HOSE/CPLG. SELECTION
EQUIPMENT
HOSE SPECIFICATION
GLOBALSPIRAL COUPLINGS
STAINLESS STEEL SPIRAL COUPLINGS
MEGACRIMP COUPLINGS
STAINLESS STEEL BRAID COUPLINGS
POWER CRIMP COUPLINGS
FIELD ATTACHABLE - TYPE T COUPLINGS
FIELD ATTACHABLE - C5 COUPLINGS
FIELD ATTACHABLE - LOCK-ON COUPLINGS
C14 COUPLINGS & ASSEMBLIES
GLP & GL COUPLINGS
GLX COUPLINGS
PCTS THERMOPLASTIC COUPLINGS
POLARSEAL COUPLINGS (ACA, ACB, ACC)
POWER STEERING CPLGS. & TOC ASSEMBLIES
ADAPTERS
QUICK DISCONNECT COUPLERS
BALL VALVES
LIVE SWIVELS
ACCESSORIES
AIR BRAKE CPLGS. & ASSEMBLIES
KITS
BRASS

Male SAE Flareless Assembly - Aluminum





Part No.	Descr.	Prod. No.	⟷ "				A1 "	L "	C "
G45510-0606	6ACA-6MFA	7332-00295	5/16	9/16-18	0.38	2.69	1.44
G45510-0608	6ACA-8MFA	7332-02905	5/16	3/4-16	0.50	2.81	1.56
G45510-0806	8ACA-6MFA	7332-02915	13/32	9/16-18	0.38	2.75	1.50
G45510-0808	8ACA-8MFA	7332-00305	13/32	3/4-16	0.50	2.88	1.63
G45510-0810	8ACA-10MFA	7332-00315	13/32	7/8-14	0.63	3.00	1.75
G45510-1008	10ACA-8MFA	7332-00325	1/2	3/4-16	0.50	2.94	1.69
G45510-1010	10ACA-10MFA	7332-00335	1/2	7/8-14	0.50	3.00	1.75
G45510-1210	12ACA-10MFA	7332-00345	5/8	7/8-14	0.63	3.13	1.88
G45510-1212	12ACA-12MFA	7332-00355	5/8	1 1/16-12	0.75	3.25	2.00

Male SAE Flareless Assembly - 90° Block - Aluminum



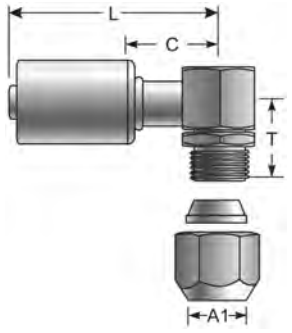

Part No.	Descr.	Prod. No.	⟷ "		A1 "	T "	L "	C "
G45511-0606	6ACA-6MFA90	7332-00365	5/16	9/16-18	0.38	0.78	2.24	0.99
G45511-0808	8ACA-8MFA90	7332-00375	13/32	3/4-16	0.50	0.96	2.37	1.12
G45511-1010	10ACA-10MFA90	7332-00405	1/2	7/8-14	0.50	1.08	2.44	1.19
G45511-1210	12ACA-10MFA90	7332-00415	5/8	7/8-14	0.63	1.08	2.56	1.31

Female Braze-On Stems - Aluminum



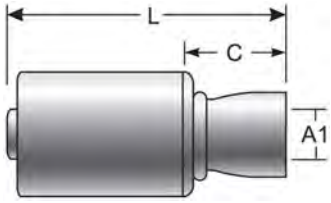

Part No.	Descr.	Prod. No.	⟷	A1	L	C
			"	"	"	"
G45527-0606	6ACA-6FBO	7332-02945	5/16	0.38	2.10	0.85
G45527-0808	8ACA-8FBO	7332-02955	13/32	0.50	2.10	0.85
G45527-1010	10ACA-10FBO	7332-02965	1/2	0.63	2.10	0.85
G45527-1210	12ACA-10FBO	7332-02975	5/8	0.63	2.10	0.85
G45527-1212	12ACA-12FBO	7332-02985	5/8	0.75	2.10	0.85

Female Braze-On Stems - Steel



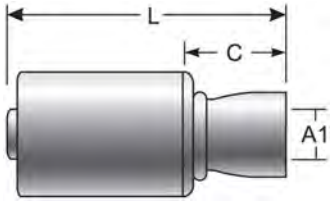

Part No.	Descr.	Prod. No.	⟷	A1	L	C
			"	"	"	"
G45527-0606S	6ACA-6FBO-S	7332-01905	5/16	0.38	2.10	0.85
G45527-0808S	8ACA-8FBO-S	7332-01915	13/32	0.50	2.10	0.85
G45527-1010S	10ACA-10FBO-S	7332-01925	1/2	0.63	2.10	0.85
G45527-1210S	12ACA-10FBO-S	7332-01945	5/8	0.63	2.10	0.85
G45527-1212S	12ACA-12FBO-S	7332-01935	5/8	0.75	2.10	0.85

HOSE/CPLG. SELECTION
EQUIPMENT
HOSE SPECIFICATION
GLOBALSPIRAL COUPLINGS
STAINLESS STEEL SPIRAL COUPLINGS
MEGACRIMP COUPLINGS
STAINLESS STEEL BRAID COUPLINGS
POWER CRIMP COUPLINGS
FIELD ATTACHABLE - TYPE T COUPLINGS
FIELD ATTACHABLE - C5 COUPLINGS
FIELD ATTACHABLE - LOCK-ON COUPLINGS
C14 COUPLINGS & ASSEMBLIES
GLP & GL COUPLINGS
GLX COUPLINGS
PCTS THERMOPLASTIC COUPLINGS
POLARSEAL COUPLINGS (ACA, ACB, ACC)
POWER STEERING CPLGS. & TOC ASSEMBLIES
ADAPTERS
QUICK DISCONNECT COUPLERS
BALL VALVES
LIVE SWIVELS
ACCESSORIES
AIR BRAKE CPLGS. & ASSEMBLIES
KITS
BRASS

Hose Length Extender - Aluminum



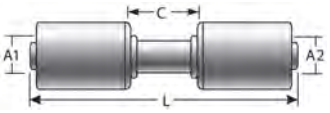

Part No.	Descr.	Prod. No.	⟷	A1	A2	L	C
			"	"	"	"	"
G45535-0606	6ACA-6HLE	7332-01385	5/16	0.31	0.31	4.00	1.50
G45535-0608	6ACA-8HLE	7332-01395	5/16	0.31	0.41	4.00	1.50
G45535-0808	8ACA-8HLE	7332-01405	13/32	0.41	0.41	4.00	1.50
G45535-0810	8ACA-10HLE	7332-01415	13/32	0.41	0.50	4.13	1.63
G45535-1010	10ACA-10HLE	7332-01425	1/2	0.50	0.50	4.13	1.63
G45535-1210	12ACA-10HLE	7332-02995	5/8	0.63	0.50	4.25	1.75
G45535-1212	12ACA-12HLE	7332-01435	5/8	0.63	0.63	4.25	1.75

Hose Length Extender - 90° Bent Tube - Aluminum



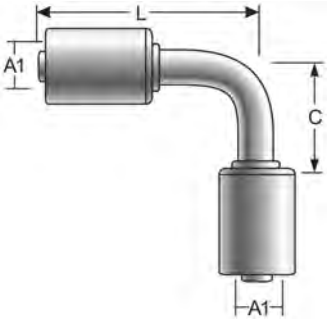

Part No.	Descr.	Prod. No.	⟷	A1	L	C
			"	"	"	"
G45537-0606	6ACA-6HLE90	7332-01445	5/16	0.31	2.50	1.25
G45537-0808	8ACA-8HLE90	7332-01455	13/32	0.41	2.62	1.37
G45537-1010	10ACA-10HLE90	7332-01465	1/2	0.50	2.88	1.63

Hose Length Extender - Tee - Aluminum



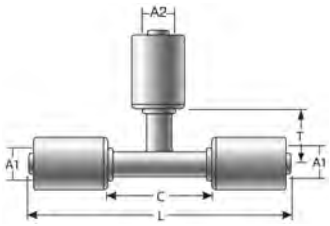

Part No.	Descr.	Prod. No.	⟷	A1	A2	T	L	C
			"	"	"	"	"	"
G45539-1010	10ACA-10HLET	7332-02315	1/2	0.50	0.50	1.25	5.00	2.50
G45539-1212	12ACA-12HLET	7332-02325	5/8	0.63	0.63	1.37	5.25	2.75

Male SAE Tube O-Ring Nut Swivel with R134a Service Port - Aluminum

O–Ring not included. Must be ordered separately.



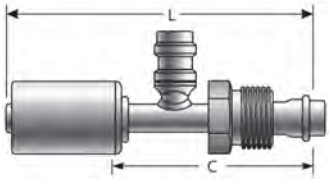

Part No.	Descr.	Prod. No.	⟷				L	C
			"			"	"
G45580-0606	6ACA-6MTON134SP	7332-03025	5/16	5/8-18		3.35	2.10
G45580-0808	8ACA-8MTON134SP	7332-03035	13/32	3/4-16		3.35	2.10
G45580-1010	10ACA-10MTON134SP	7332-03045	1/2	7/8-14		3.59	2.34
G45580-1212	12ACA-12MTON134SP	7332-03055	5/8	1 1/16-14		3.72	2.47

HOSE/CPLG. SELECTION
EQUIPMENT
HOSE SPECIFICATION
GLOBALSPIRAL COUPLINGS
STAINLESS STEEL SPIRAL COUPLINGS
MEGACRIMP COUPLINGS
STAINLESS STEEL BRAID COUPLINGS
POWER CRIMP COUPLINGS
FIELD ATTACHABLE - TYPE T COUPLINGS
FIELD ATTACHABLE - C5 COUPLINGS
FIELD ATTACHABLE - LOCK-ON COUPLINGS
C14 COUPLINGS & ASSEMBLIES
GLP & GL COUPLINGS
GLX COUPLINGS
PCTS THERMOPLASTIC COUPLINGS
POLARSEAL COUPLINGS (ACA, ACB, ACC)
POWER STEERING CPLGS. & TOC ASSEMBLIES
ADAPTERS
QUICK DISCONNECT COUPLERS
BALL VALVES
LIVE SWIVELS
ACCESSORIES
AIR BRAKE CPLGS. & ASSEMBLIES
KITS
BRASS

Male SAE Tube O-Ring Nut Swivel with R134a Service Port - 90° Bent Tube - Aluminum

O–Ring not included. Must be ordered separately.



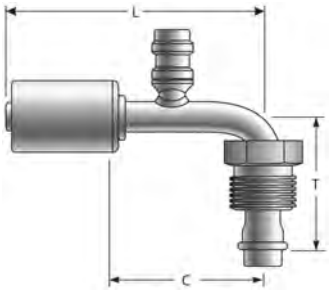

Part No.	Descr.	Prod. No.	⊖ "		T "	L "	C "
G45582-1010	10ACA-10MTON134SP90	7332-02585	1/2	7/8-14	1.50	3.85	2.60

Male SAE Tube O-Ring Nut Swivel - Aluminum

O–Ring not included. Must be ordered separately.



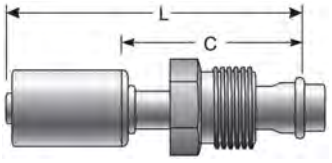

Part No.	Descr.	Prod. No.	⊖ "		L "	C "
G45583-0606	6ACA-6MTON	7332-00435	5/16	5/8-18	3.19	1.94
G45583-0607	6ACA-7MTON	7332-02115	5/16	1 1/16-16	3.00	1.75
G45583-0608	6ACA-8MTON	7332-03065	5/16	3/4-16	3.25	2.00
G45583-0806	8ACA-6MTON	7332-03075	13/32	5/8-18	3.25	2.00
G45583-0808	8ACA-8MTON	7332-00445	13/32	3/4-16	3.25	2.00
G45583-1010	10ACA-10MTON	7332-00455	1/2	7/8-14	3.38	2.13
G45583-1210	12ACA-10MTON	7332-03085	5/8	7/8-14	3.88	2.63
G45583-1212	12ACA-12MTON	7332-00465	5/8	1 1/16-14	3.88	2.63

Male SAE Tube O-Ring Nut Swivel - Steel

O–Ring not included. Must be ordered separately.



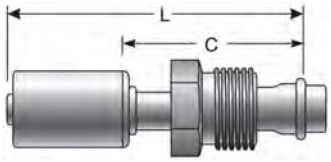

Part No.	Descr.	Prod. No.	⊖ "				L "	C "
G45583-0606S	6ACA-6MTON-S	7332-01285	5/16	5/8-18		3.19	1.94
G45583-0607S	6ACA-7MTON-S	7332-02125	5/16	1 1/16-16		3.00	1.75
G45583-1010S	10ACA-10MTON-S	7332-01865	1/2	7/8-14		3.38	2.13

Male SAE Tube O-Ring Nut - 45° Bent Tube - Aluminum

O–Ring not included. Must be ordered separately.



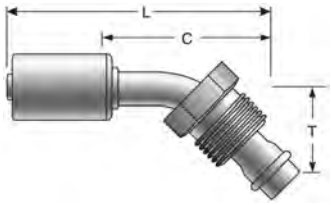

Part No.	Descr.	Prod. No.	⊖ "		T "	L "	C "
G45584-0606	6ACA-6MTON45	7332-00475	5/16	5/8-18	0.88	3.19	1.94
G45584-0808	8ACA-8MTON45	7332-00485	13/32	3/4-16	1.00	3.44	2.19
G45584-1010	10ACA-10MTON45	7332-00495	1/2	7/8-14	1.06	3.81	2.56
G45584-1212	12ACA-12MTON45	7332-00505	5/8	1 1/16-14	1.19	4.19	2.94

Male SAE Tube O-Ring Nut - 45° Bent Tube - Steel

O–Ring not included. Must be ordered separately.



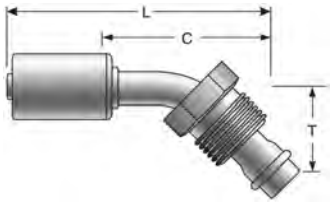

Part No.	Descr.	Prod. No.	⊖ "		T "	L "	C "
G45584-0606S	6ACA-6MTON45-S	7332-04415	5/16	5/8-18	0.88	1.69	4.03

Parts Continued On Next Page

HOSE/CPLG. SELECTION
EQUIPMENT
HOSE SPECIFICATION
GLOBALSPIRAL COUPLINGS
STAINLESS STEEL SPIRAL COUPLINGS
MEGACRIMP COUPLINGS
STAINLESS STEEL BRAID COUPLINGS
POWER CRIMP COUPLINGS
FIELD ATTACHABLE - TYPE T COUPLINGS
FIELD ATTACHABLE - C5 COUPLINGS
FIELD ATTACHABLE - LOCK-ON COUPLINGS
C14 COUPLINGS & ASSEMBLIES
GLP & GL COUPLINGS
GLX COUPLINGS
PCTS THERMOPLASTIC COUPLINGS
POLARSEAL COUPLINGS (ACA, ACB, ACC)
POWER STEERING CPLGS. & TOC ASSEMBLIES
ADAPTERS
QUICK DISCONNECT COUPLERS
BALL VALVES
LIVE SWIVELS
ACCESSORIES
AIR BRAKE CPLGS. & ASSEMBLIES
KITS
BRASS

Male SAE Tube O-Ring Nut - 45° Bent Tube - Steel - Continued

O–Ring not included. Must be ordered separately.

Part No.	Descr.	Prod. No.	⟷ "		T "	L "	C "
G45584-1010S	10ACA-10MTON45-S	7332-04425	1/2	7/8-14	1.06	2.31	4.63

Male SAE Tube O-Ring Nut - 90° Bent Tube - Aluminum

O–Ring not included. Must be ordered separately.



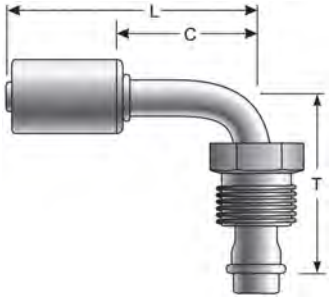

Part No.	Descr.	Prod. No.	⟷ "		T "	L "	C "
G45585-0606	6ACA-6MTON90	7332-00515	5/16	5/8-18	1.63	2.56	1.31
G45585-0607	6ACA-7MTON90	7332-03115	5/16	1 1/16-16	1.56	2.56	1.31
G45585-0608	6ACA-8MTON90	7332-03125	5/16	3/4-16	1.88	2.75	1.50
G45585-0806	8ACA-6MTON90	7332-03135	13/32	5/8-18	1.88	2.75	1.50
G45585-0808	8ACA-8MTON90	7332-00525	13/32	3/4-16	1.88	2.75	2.75
G45585-1010	10ACA-10MTON90	7332-00535	1/2	7/8-14	2.12	3.00	1.75
G45585-1210	12ACA-10MTON90	7332-03145	5/8	7/8-14	2.25	3.25	2.00
G45585-1212	12ACA-12MTON90	7332-00545	5/8	1 1/16-14	2.25	3.25	2.00

Male SAE Tube O-Ring Nut - 90° Bent Tube - Steel

O–Ring not included. Must be ordered separately.



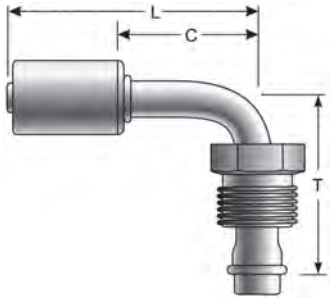

Part No.	Descr.	Prod. No.	⟷ "				T "	L "	C "
G45585-0606S	6ACA-6MTON90-S	7332-01295	5/16	5/8-18	1.63	2.56	1.31
G45585-0808S	8ACA-8MTON90-S	7332-04435	13/32	3/4-16	1.88	1.25	4.73
G45585-1010S	10ACA-10MTON90-S	7332-01875	1/2	7/8-14	2.12	3.00	1.75

Female SAE Tube O-Ring Nut Swivel with R12 Service Port - Aluminum

O–Ring not included. Must be ordered separately.
Service Ports: High Side; –6, –8 Hose; 3/8" Schrader Valve
Service Ports: Low Side; –10, –12 Hose; 1/4" Schrader Valve



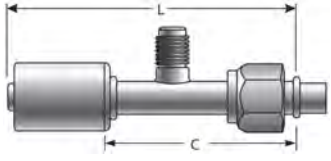

Part No.	Descr.	Prod. No.	⟷ "				L "	C "
G45586-0606	6ACA-6FTONR12SP	7332-01985	5/16	5/8-18	3.38	2.13
G45586-0808	8ACA-8FTONR12SP	7332-01995	13/32	3/4-16	3.38	2.13

HOSE/CPLG. SELECTION
EQUIPMENT
HOSE SPECIFICATION
GLOBALSPIRAL COUPLINGS
STAINLESS STEEL SPIRAL COUPLINGS
MEGACRIMP COUPLINGS
STAINLESS STEEL BRAID COUPLINGS
POWER CRIMP COUPLINGS
FIELD ATTACHABLE - TYPE T COUPLINGS
FIELD ATTACHABLE - C5 COUPLINGS
FIELD ATTACHABLE - LOCK-ON COUPLINGS
C14 COUPLINGS & ASSEMBLIES
GLP & GL COUPLINGS
GLX COUPLINGS
PCTS THERMOPLASTIC COUPLINGS
POLARSEAL COUPLINGS (ACA, ACB, ACC)
POWER STEERING CPLGS. & TOC ASSEMBLIES
ADAPTERS
QUICK DISCONNECT COUPLERS
BALL VALVES
LIVE SWIVELS
ACCESSORIES
AIR BRAKE CPLGS. & ASSEMBLIES
KITS
BRASS

Female SAE Tube O-Ring Nut Swivel with R12 Service Port - 90° Bent Tube - Aluminum

O–Ring not included. Must be ordered separately.



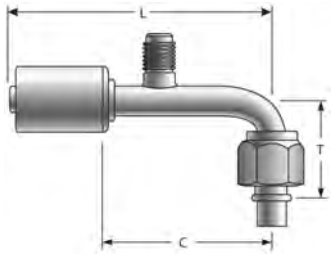

Part No.	Descr.	Prod. No.	⟷ "				T "	L "	C "
G45587-0606	6ACA-6FTONR12SP90	7332-02015	5/16	5/8-18		1.12	3.62	2.37
G45587-0808	8ACA-8FTONR12SP90	7332-02025	13/32	3/4-16		1.31	3.62	2.37
G45587-1010	10ACA-10FTONR12SP90	7332-02035	1/2	7/8-14		1.50	3.88	2.63
G45587-1210	12ACA-10FTONR12SP90	7332-02045	5/8	7/8-14		1.75	4.19	2.94

Female SAE Tube O-Ring Nut Swivel with R12 Service Port - 90° Bent Tube - Steel



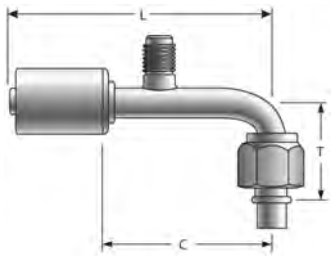

Part No.	Descr.	Prod. No.	⟷ "				T "	L "	C "
G45587-0808S	8ACA-8FTONR12SP90-S	7332-0425	13/32	3/4-16		1.31	3.62	2.37

Female SAE Tube O-Ring Nut Swivel with R134a Service Port - Aluminum

O–Ring not included. Must be ordered separately.



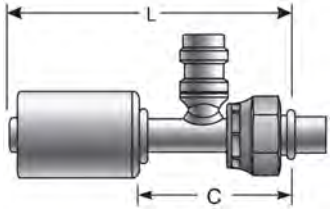

Part No.	Descr.	Prod. No.	⟷ "		L "	C "
G45588-0606	6ACA-6FTON134SP	7332-00555	5/16	5/8-18	3.30	2.13
G45588-0808	8ACA-8FTON134SP	7332-00565	13/32	3/4-16	3.38	2.13
G45588-1010	10ACA-10FTON134SP	7332-00575	1/2	7/8-14	3.62	2.37
G45588-1210	12ACA-10FTON134SP	7332-00585	5/8	7/8-14	3.75	2.50

Female SAE Tube O-Ring Nut Swivel with R134a Service Port - Steel

O–Ring not included. Must be ordered separately.



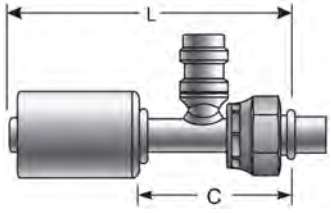

Part No.	Descr.	Prod. No.	⟷ "		L "	C "
G45588-0606S	6ACA-6FTON134SP-S	7332-04405	5/16	5/8-18	1.88	3.98
G45588-0808S	8ACA-8FTON134SP-S	7332-02685	13/32	3/4-16	3.38	2.13
G45588-1010S	10ACA-10FTON134SP-S	7332-02695	1/2	7/8-14	3.62	2.37

Female SAE Tube O-Ring Nut Swivel with R134a Service Port - 90° Bent Tube - Aluminum

O–Ring not included. Must be ordered separately.



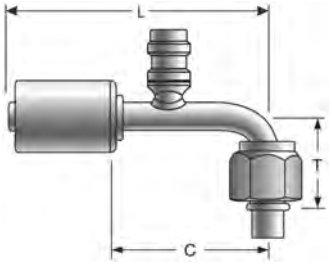

Part No.	Descr.	Prod. No.	⊖ "				T "	L "	C "
G45589-0606	6ACA-6FTON134SP90	7332-00595	5/16	5/8-18	1.12	3.62	2.37
G45589-0808	8ACA-8FTON134SP90	7332-00605	13/32	3/4-16	1.31	3.62	2.37
G45589-1010	10ACA-10FTON134SP90	7332-00615	1/2	7/8-14	1.50	3.88	2.63
G45589-1210	12ACA-10FTON134SP90	7332-00625	5/8	7/8-14	1.75	4.19	2.94

Female SAE Tube O-Ring Nut Swivel with R134a Service Port - 90° Bent Tube - Steel

O–Ring not included. Must be ordered separately.



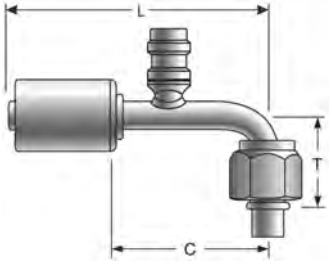

Part No.	Descr.	Prod. No.	⊖ "				T "	L "	C "
G45589-0606S	6ACA-6FTON134SP90-S	7332-02075	5/16	5/8-18	1.12	3.62	2.37
G45589-0808S	8ACA-8FTON134SP90-S	7332-01705	13/32	3/4-16	1.50	3.62	2.37
G45589-1010S	10ACA-10FTON134SP90-S	7332-01715	1/2	7/8-14	1.75	3.88	2.63
G45589-1210S	12ACA-10FTON134SP90-S	7332-02085	5/8	7/8-14	1.75	4.19	2.94

Female SAE Tube O-Ring Nut Swivel - Aluminum

O–Ring not included. Must be ordered separately.



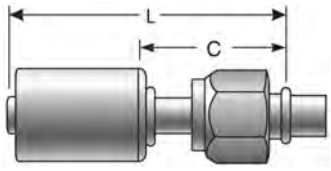

Part No.	Descr.	Prod. No.	⟷ "				L "	C "
G45590-0605	6ACA-5FTON* **	7332-00635	5/16	1/2-20		2.81	1.56
G45590-0606	6ACA-6FTON	7332-00645	5/16	5/8-18		2.88	1.63
G45590-0608	6ACA-8FTON	7332-00655	5/16	3/4-16		3.00	1.75
G45590-0806	8ACA-6FTON	7332-03165	13/32	5/8-18		3.00	1.75
G45590-0808	8ACA-8FTON	7332-00665	13/32	3/4-16		3.00	1.75
G45590-1008	10ACA-8FTON	7332-01505	1/2	3/4-16		3.19	1.94
G45590-1010	10ACA-10FTON	7332-00675	1/2	7/8-14		3.19	1.94
G45590-1012	10ACA-12FTON	7332-01515	1/2	1 1/16-14		3.31	2.06
G45590-1210	12ACA-10FTON	7332-00685	5/8	7/8-14		3.31	2.06
G45590-1212	12ACA-12FTON	7332-00695	5/8	1 1/16-14		3.31	2.06

**Standard and Metric threads are equivalent for 6ACA–5FTON.*
***Used on Toyota Receivers and Dryers.*

Female SAE Tube O-Ring Nut Swivel - Steel

O–Ring not included. Must be ordered separately.



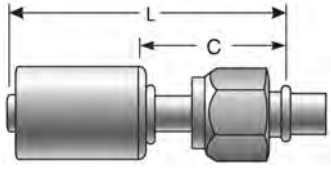

Part No.	Descr.	Prod. No.	⟷ "		L "	C "
G45590-0606S	6ACA-6FTON-S	7332-01275	5/16	5/8-18	2.88	1.63
G45590-0808S	8ACA-8FTON-S	7332-01645	13/32	3/4-16	3.00	1.75
G45590-1010S	10ACA-10FTON-S	7332-01655	1/2	7/8-14	3.19	1.94
G45590-1210S	12ACA-10FTON-S	7332-01815	5/8	7/8-14	3.31	2.06
G45590-1212S	12ACA-12FTON-S	7332-03175	5/8	1 1/16-14	3.31	2.06

HOSE/CPLG. SELECTION
EQUIPMENT
HOSE SPECIFICATION
GLOBALSPIRAL COUPLINGS
STAINLESS STEEL SPIRAL COUPLINGS
MEGACRIMP COUPLINGS
STAINLESS STEEL BRAID COUPLINGS
POWER CRIMP COUPLINGS
FIELD ATTACHABLE - TYPE T COUPLINGS
FIELD ATTACHABLE - C5 COUPLINGS
FIELD ATTACHABLE - LOCK-ON COUPLINGS
C14 COUPLINGS & ASSEMBLIES
GLP & GL COUPLINGS
GLX COUPLINGS
PCTS THERMOPLASTIC COUPLINGS
POLARSEAL COUPLINGS (ACA, ACB, ACC)
POWER STEERING CPLGS. & TOC ASSEMBLIES
ADAPTERS
QUICK DISCONNECT COUPLERS
BALL VALVES
LIVE SWIVELS
ACCESSORIES
AIR BRAKE CPLGS. & ASSEMBLIES
KITS
BRASS

Female SAE Tube O-Ring Nut Swivel - 45° Bent Tube - Aluminum

O–Ring not included. Must be ordered separately.



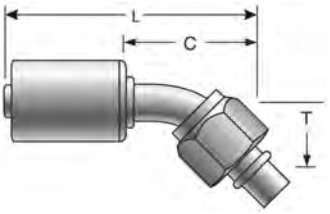

Part No.	Descr.	Prod. No.	⟷ "				T "	L "	C "
G45591-0606	6ACA-6FTON45	7332-00705	5/16	5/8-18		0.56	2.87	1.52
G45591-0806	8ACA-6FTON45	7332-03185	13/32	5/8-18		0.63	3.04	1.79
G45591-0808	8ACA-8FTON45	7332-00715	13/32	3/4-16		0.63	3.07	1.82
G45591-1008	10ACA-8FTON45	7332-03195	1/2	3/4-16		0.88	3.60	2.35
G45591-1010	10ACA-10FTON45	7332-00725	1/2	7/8-14		0.88	3.63	2.38
G45591-1210	12ACA-10FTON45	7332-03205	5/8	7/8-14		0.94	3.91	2.66
G45591-1212	12ACA-12FTON45	7332-00735	5/8	1 1/16-14		0.94	3.94	2.69

Female SAE Tube O-Ring Nut Swivel - 45° Bent Tube - Steel

O–Ring not included. Must be ordered separately.



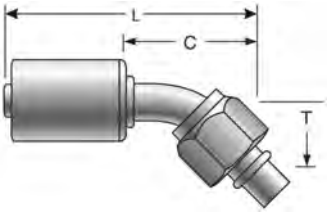

Part No.	Descr.	Prod. No.	⟷ "				T "	L "	C "
G45591-0606S	6ACA-6FTON45-S	7332-01665	5/16	5/8-18		0.56	2.87	1.52
G45591-0808S	8ACA-8FTON45-S	7332-02055	13/32	3/4-16		0.63	3.07	1.82
G45591-1010S	10ACA-10FTON45-S	7332-01675	1/2	7/8-14		0.88	3.63	2.38

Female SAE Tube O-Ring Nut Swivel - 90° Bent Tube - Aluminum

O–Ring not included. Must be ordered separately.



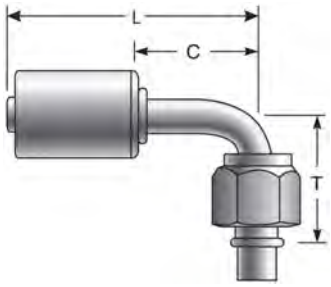

Part No.	Descr.	Prod. No.	⟷ "		T "	L "	C "
G45592-0605	6ACA-5FTON90*	7332-00745	5/16	1/2-20	1.12	2.75	1.63
G45592-0606	6ACA-6FTON90	7332-00755	5/16	5/8-18	1.12	2.56	1.31
G45592-0608	6ACA-8FTON90	7332-00765	5/16	3/4-16	1.31	2.75	1.50
G45592-0806	8ACA-6FTON90	7332-03155	13/32	5/8-18	1.31	2.75	1.50
G45592-0808	8ACA-8FTON90	7332-00775	13/32	3/4-16	1.31	2.75	1.50
G45592-1008	10ACA-8FTON90	7332-01545	1/2	3/4-16	1.50	3.00	1.75
G45592-1010	10ACA-10FTON90	7332-00785	1/2	7/8-14	1.50	3.00	1.75
G45592-1012	10ACA-12FTON90	7332-01555	1/2	1 1/16-14	1.75	3.25	2.00
G45592-1210	12ACA-10FTON90	7332-00795	5/8	7/8-14	1.75	3.25	2.00
G45592-1212	12ACA-12FTON90	7332-00805	5/8	1 1/16-14	1.75	3.25	2.00

**Used on Toyota Receivers and Dryers.*

Female SAE Tube O-Ring Nut Swivel - 90° Bent Tube - Steel

O–Ring not included. Must be ordered separately.



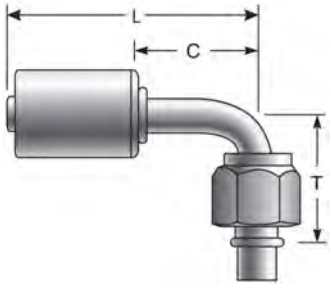

Part No.	Descr.	Prod. No.	⟷ "		T "	L "	C "
G45592-0606S	6ACA-6FTON90-S	7332-01305	5/16	5/8-18	1.12	2.56	1.31
G45592-0806S	8ACA-6FTON90-S	7332-0440	13/32	5/8-18	—	—	—
G45592-0808S	8ACA-8FTON90-S	7332-01685	13/32	3/4-16	1.31	2.75	1.50
G45592-1010S	10ACA-10FTON90-S	7332-01695	1/2	7/8-14	1.44	3.00	1.75
G45592-1210S	12ACA-10FTON90-S	7332-01825	5/8	7/8-14	1.50	3.25	2.00

HOSE/CPLG. SELECTION
EQUIPMENT
HOSE SPECIFICATION
GLOBALSPIRAL COUPLINGS
STAINLESS STEEL SPIRAL COUPLINGS
MEGACRIMP COUPLINGS
STAINLESS STEEL BRAID COUPLINGS
POWER CRIMP COUPLINGS
FIELD ATTACHABLE - TYPE T COUPLINGS
FIELD ATTACHABLE - C5 COUPLINGS
FIELD ATTACHABLE - LOCK-ON COUPLINGS
C14 COUPLINGS & ASSEMBLIES
GLP & GL COUPLINGS
GLX COUPLINGS
PCTS THERMOPLASTIC COUPLINGS
POLARSEAL COUPLINGS (ACA, ACB, ACC)
POWER STEERING CPLGS. & TOC ASSEMBLIES
ADAPTERS
QUICK DISCONNECT COUPLERS
BALL VALVES
LIVE SWIVELS
ACCESSORIES
AIR BRAKE CPLGS. & ASSEMBLIES
KITS
BRASS

Female SAE Tube O-Ring Nut - 180° Bent Tube - Aluminum

O–Ring not included. Must be ordered separately.



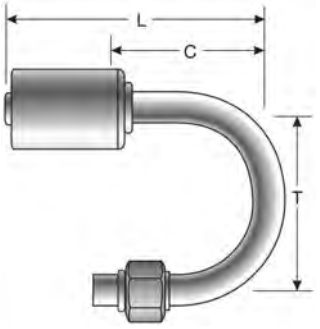

Part No.	Descr.	Prod. No.	⊖ "				T "	L "	C "
G45610-0606	6ACA-6FTON180	7332-03575	5/16	5/8-18	1.63	3.50	2.25
G45610-0808	8ACA-8FTON180	7332-03585	13/32	3/4-16	1.75	3.50	2.25
G45610-1212	12ACA-12FTON180	7332-03595	5/8	1 1/16-14	2.12	4.50	3.25

Female SAE Tube O-Ring Nut Swivel - 90° Block - Steel

O–Ring not included. Must be ordered separately.



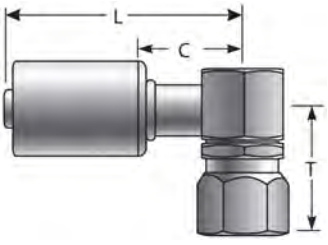

Part No.	Descr.	Prod. No.	⊖ "		T "	L "	C "
G45596-0808S	8ACA-8FTON90BL-S	7332-01835	13/32	3/4-16	0.71	2.44	1.19
G45596-1010S	10ACA-10FTON90BL-S	7332-01845	1/2	7/8-14	0.71	2.50	1.25

Female SAE Tube O-Ring Nut Swivel with R134a High Pressure Service Port - Aluminum

O–Ring not included. Must be ordered separately.



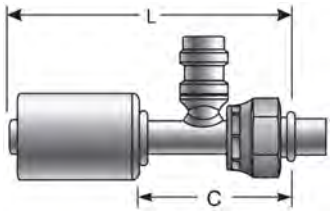

Part No.	Descr.	Prod. No.	⊖ "		L "	C "
G45688-1010	10ACA-10FTON134SPH	7332-04245	1/2	7/8-14	3.62	2.37

Female SAE Tube O-Ring Metric Nut Swivel - Aluminum

O–Ring not included. Must be ordered separately.



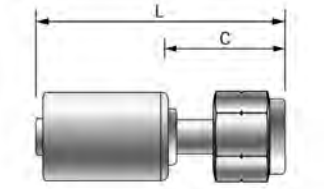

Part No.	Descr.	Prod. No.	⊖ "		L "	C "
G45593-0616	6ACA-16FTOMN	7332-00815	5/16	M16X1.5	2.81	1.56
G45593-0618	6ACA-18FTOMN	7332-03215	5/16	M18X1.5	2.87	1.62
G45593-0820	8ACA-20FTOMN	7332-03235	13/32	M20X1.5	2.94	1.69
G45593-1227	12ACA-27FTOMN	7332-00845	5/8	M27X2.0	3.31	2.06

HOSE/CPLG. SELECTION
EQUIPMENT
HOSE SPECIFICATION
GLOBALSPIRAL COUPLINGS
STAINLESS STEEL SPIRAL COUPLINGS
MEGACRIMP COUPLINGS
STAINLESS STEEL BRAID COUPLINGS
POWER CRIMP COUPLINGS
FIELD ATTACHABLE - TYPE T COUPLINGS
FIELD ATTACHABLE - C5 COUPLINGS
FIELD ATTACHABLE - LOCK-ON COUPLINGS
C14 COUPLINGS & ASSEMBLIES
GLP & GL COUPLINGS
GLX COUPLINGS
PCTS THERMOPLASTIC COUPLINGS
POLARSEAL COUPLINGS (ACA, ACB, ACC)
POWER STEERING CPLGS. & TOC ASSEMBLIES
ADAPTERS
QUICK DISCONNECT COUPLERS
BALL VALVES
LIVE SWIVELS
ACCESSORIES
AIR BRAKE CPLGS. & ASSEMBLIES
KITS
BRASS

Female SAE Tube O-Ring Metric Nut Swivel - 45° Bent Tube - Aluminum

O–Ring not included. Must be ordered separately.



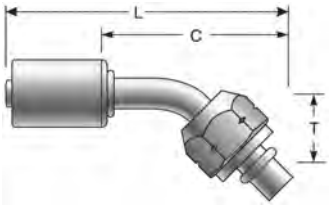

Part No.	Descr.	Prod. No.	⊖ "		T "	L "	C "
G45594-0614	6ACA-14FTOMN45	7332-03245	5/16	M14X1.5	0.63	3.47	2.22
G45594-0616	6ACA-16FTOMN45	7332-03255	5/16	M16X1.5	0.63	3.47	2.22
G45594-0618	6ACA-18FTOMN45	7332-03265	5/16	M18X1.5	0.69	3.53	2.28
G45594-0620	6ACA-20FTOMN45	7332-03275	5/16	M20X1.5	0.75	3.72	2.47
G45594-0820	8ACA-20FTOMN45	7332-03285	13/32	M20X1.5	0.75	3.72	2.47
G45594-1024	10ACA-24FTOMN45	7332-03305	1/2	M24X2.0	0.88	3.60	2.35
G45594-1227	12ACA-27FTOMN45	7332-03315	5/8	M27X2.0	1.00	4.59	3.34

Female SAE Tube O-Ring Metric Nut Swivel - 90° Bent Tube - Aluminum

O–Ring not included. Must be ordered separately.



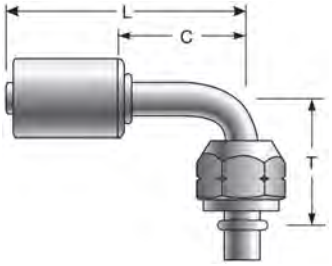

Part No.	Descr.	Prod. No.	⊖ "		T "	L "	C "
G45595-0616	6ACA-16FTOMN90	7332-00855	5/16	M16X1.5	1.12	2.75	1.50
G45595-0618	6ACA-18FTOMN90	7332-03325	5/16	M18X1.5	1.12	2.75	1.50
G45595-0620	6ACA-20FTOMN90	7332-03335	5/16	M20X1.5	1.25	2.75	1.50
G45595-0820	8ACA-20FTOMN90	7332-03345	13/32	M20X1.5	1.37	2.94	1.69
G45595-1022	10ACA-22FTOMN90	7332-00865	1/2	M22X1.5	1.63	3.13	1.88
G45595-1024	10ACA-24FTOMN90	7332-00875	1/2	M24X2.0	1.50	3.13	1.88
G45595-1227	12ACA-27FTOMN90	7332-00885	5/8	M27X2.0	1.75	3.38	2.13

Female SAE Tube Dual O-Ring Nut - Aluminum

O–Ring not included. Must be ordered separately.



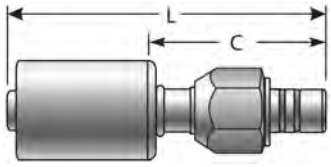

Part No.	Descr.	Prod. No.	⊖ "		L "	C "
G45604-1212	12ACA-12FTDON	7332-03415	5/8	1 1/16-14	3.96	2.71

Female SAE Tube Dual O-Ring Nut - 45° Bent Tube - Aluminum

O–Ring not included. Must be ordered separately.



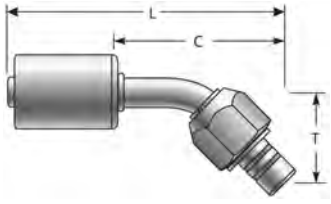

Part No.	Descr.	Prod. No.	⊖ "		T "	L "	C "
G45605-0808	8ACA-8FTDON45	7332-03425	13/32	13/16-16	1.02	3.43	2.18

HOSE/CPLG. SELECTION
EQUIPMENT
HOSE SPECIFICATION
GLOBALSPIRAL COUPLINGS
STAINLESS STEEL SPIRAL COUPLINGS
MEGACRIMP COUPLINGS
STAINLESS STEEL BRAID COUPLINGS
POWER CRIMP COUPLINGS
FIELD ATTACHABLE - TYPE T COUPLINGS
FIELD ATTACHABLE - C5 COUPLINGS
FIELD ATTACHABLE - LOCK-ON COUPLINGS
C14 COUPLINGS & ASSEMBLIES
GLP & GL COUPLINGS
GLX COUPLINGS
PCTS THERMOPLASTIC COUPLINGS
POLARSEAL COUPLINGS (ACA, ACB, ACC)
POWER STEERING CPLGS. & TOC ASSEMBLIES
ADAPTERS
QUICK DISCONNECT COUPLERS
BALL VALVES
LIVE SWIVELS
ACCESSORIES
AIR BRAKE CPLGS. & ASSEMBLIES
KITS
BRASS

Male Inverted O-Ring - Aluminum

O–Ring not included. Must be ordered separately.



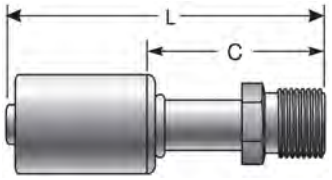

Part No.	Descr.	Prod. No.	⊖ "				L "	C "
G45597-0606	6ACA-6MIO	7332-00895	5/16	5/8-18		2.94	1.69
G45597-0808	8ACA-8MIO	7332-00905	13/32	3/4-18		3.13	1.88
G45597-1010	10ACA-10MIO	7332-00915	1/2	7/8-14		3.62	2.37
G45597-1212	12ACA-12MIO	7332-00925	5/8	1 1/16-14		3.88	2.63

Male Inverted O-Ring - Steel

O–Ring not included. Must be ordered separately.



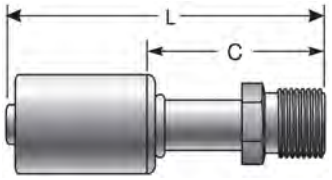

Part No.	Descr.	Prod. No.	⊖ "				L "	C "
G45597-0606S	6ACA-6MIO-S	7332-01885	5/16	5/8-18		2.94	1.69
G45597-0808S	8ACA-8MIO-S	7332-01895	13/32	3/4-18		3.13	1.88
G45597-1010S	10ACA-10MIO-S	7332-03355	1/2	7/8-14		3.62	2.37

Male Inverted O-Ring - 45° Bent Tube - Aluminum

O–Ring not included. Must be ordered separately.



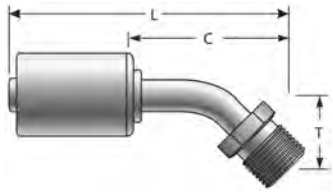

Part No.	Descr.	Prod. No.	⊖ "		T "	L "	C "
G45598-0808	8ACA-8MIO45	7332-03375	13/32	3/4-18	1.00	3.41	2.16
G45598-1010	10ACA-10MIO45	7332-03385	1/2	7/8-14	1.25	3.97	2.72

Male Inverted O-Ring - 90° Bent Tube - Aluminum

O–Ring not included. Must be ordered separately.



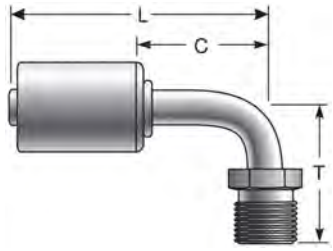

Part No.	Descr.	Prod. No.	⊖ "		T "	L "	C "
G45599-0606	6ACA-6MIO90	7332-00935	5/16	5/8-18	1.50	2.56	1.22
G45599-0808	8ACA-8MIO90	7332-00945	13/32	3/4-18	1.75	2.75	2.56
G45599-1010	10ACA-10MIO90	7332-00955	1/2	7/8-14	2.00	3.00	1.63

HOSE/CPLG. SELECTION
EQUIPMENT
HOSE SPECIFICATION
GLOBALSPIRAL COUPLINGS
STAINLESS STEEL SPIRAL COUPLINGS
MEGACRIMP COUPLINGS
STAINLESS STEEL BRAID COUPLINGS
POWER CRIMP COUPLINGS
FIELD ATTACHABLE - TYPE T COUPLINGS
FIELD ATTACHABLE - C5 COUPLINGS
FIELD ATTACHABLE - LOCK-ON COUPLINGS
C14 COUPLINGS & ASSEMBLIES
GLP & GL COUPLINGS
GLX COUPLINGS
PCTS THERMOPLASTIC COUPLINGS
POLARSEAL COUPLINGS (ACA, ACB, ACC)
POWER STEERING CPLGS. & TOC ASSEMBLIES
ADAPTERS
QUICK DISCONNECT COUPLERS
BALL VALVES
LIVE SWIVELS
ACCESSORIES
AIR BRAKE CPLGS. & ASSEMBLIES
KITS
BRASS

HOSE/CPLG. SELECTION
EQUIPMENT
HOSE SPECIFICATION
GLOBALSPIRAL COUPLINGS
STAINLESS STEEL SPIRAL COUPLINGS
MEGACRIMP COUPLINGS
STAINLESS STEEL BRAID COUPLINGS
POWER CRIMP COUPLINGS
FIELD ATTACHABLE - TYPE T COUPLINGS
FIELD ATTACHABLE - C5 COUPLINGS
FIELD ATTACHABLE - LOCK-ON COUPLINGS
C14 COUPLINGS & ASSEMBLIES
GLP & GL COUPLINGS
GLX COUPLINGS
PCTS THERMOPLASTIC COUPLINGS
POLARSEAL COUPLINGS (ACA, ACB, ACC)
POWER STEERING CPLGS. & TOC ASSEMBLIES
ADAPTERS
QUICK DISCONNECT COUPLERS
BALL VALVES
LIVE SWIVELS
ACCESSORIES
AIR BRAKE CPLGS. & ASSEMBLIES
KITS
BRASS

Male Inverted O-Ring Bulkhead - Aluminum

O–Ring not included. Must be ordered separately.



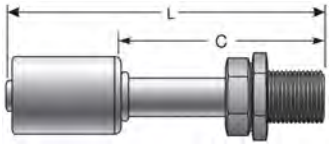

Part No.	Descr.	Prod. No.	⊖ "		L "	C "
G45600-0606	6ACA-6MIOBKHD	7332-00965	5/16	5/8-18	4.00	2.56
G45600-0808	8ACA-8MIOBKHD	7332-00975	13/32	3/4-18	4.25	3.00
G45600-1010	10ACA-10MIOBKHD	7332-00985	1/2	7/8-14	4.44	3.19

Male Inverted O-Ring Bulkhead - Steel

O–Ring not included. Must be ordered separately.



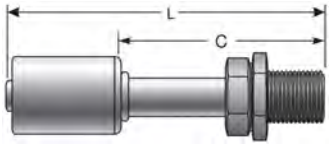

Part No.	Descr.	Prod. No.	⊖ "		L "	C "
G45600-0606S	6ACA-6MIOBKHD-S	7332-04445	5/16	5/8-18	1.82	2.36
G45600-1010S	10ACA-10MIOBKHD-S	7332-04455	1/2	7/8-14	2.13	—

Male Inverted O-Ring Bulkhead - 90° Bent Tube - Aluminum

O–Ring not included. Must be ordered separately.



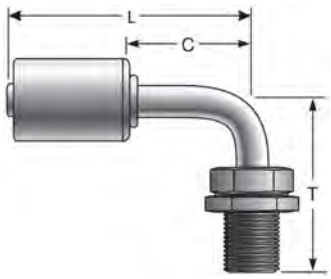

Part No.	Descr.	Prod. No.	⊖ "		T "	L "	C "
G45602-0606	6ACA-6MIOBKHD90	7332-00995	5/16	5/8-18	2.12	3.13	1.88
G45602-0808	8ACA-8MIOBKHD90	7332-01005	13/32	3/4-18	2.44	3.25	2.00
G45602-1010	10ACA-10MIOBKHD90	7332-01015	1/2	7/8-14	2.50	3.50	2.25

Male Inverted O-Ring with R134a Service Port - Aluminum

O–Ring not included. Must be ordered separately.



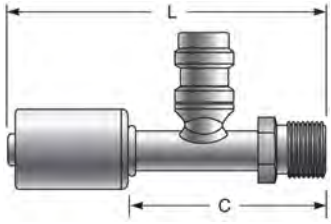

Part No.	Descr.	Prod. No.	⊖ "		L "	C "
G45611-0808	8ACA-8MIO134SP	7332-03615	13/32	3/4-18	4.22	2.97
G45611-1010	10ACA-10MIO134SP	7332-03625	1/2	7/8-14	4.22	2.97
G45611-1212	12ACA-12MIO134SP	7332-03635	5/8	1 1/16-14	4.47	3.22

HOSE/CPLG. SELECTION
EQUIPMENT
HOSE SPECIFICATION
GLOBALSPIRAL COUPLINGS
STAINLESS STEEL SPIRAL COUPLINGS
MEGACRIMP COUPLINGS
STAINLESS STEEL BRAID COUPLINGS
POWER CRIMP COUPLINGS
FIELD ATTACHABLE - TYPE T COUPLINGS
FIELD ATTACHABLE - C5 COUPLINGS
FIELD ATTACHABLE - LOCK-ON COUPLINGS
C14 COUPLINGS & ASSEMBLIES
GLP & GL COUPLINGS
GLX COUPLINGS
PCTS THERMOPLASTIC COUPLINGS
POLARSEAL COUPLINGS (ACA, ACB, ACC)
POWER STEERING CPLGS. & TOC ASSEMBLIES
ADAPTERS
QUICK DISCONNECT COUPLERS
BALL VALVES
LIVE SWIVELS
ACCESSORIES
AIR BRAKE CPLGS. & ASSEMBLIES
KITS
BRASS

Male Inverted O-Ring with R134a Service Port - 90° Bent Tube - Aluminum

O–Ring not included. Must be ordered separately.



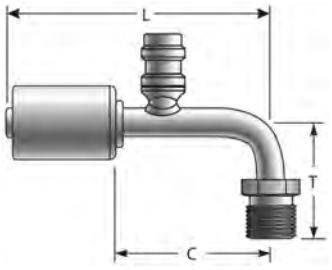

Part No.	Descr.	Prod. No.	⊖ "		T "	L "	C "
G45613-0808	8ACA-8MIO134SP90	7332-03655	13/32	3/4-18	1.80	3.59	2.34
G45613-1010	10ACA-10MIO134SP90	7332-03665	1/2	7/8-14	2.00	3.85	2.60

Universal Tee O-Ring Splicer English Threads - Aluminum



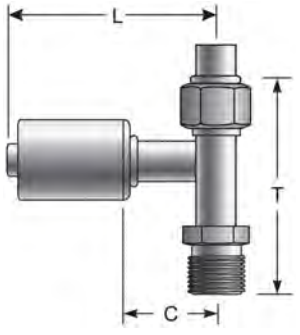

Part No.	Descr.	Prod. No.	⊖ "		T "	L "	C "
G45614-0608	6ACA-8TORSP	7332-03685	5/16	3/4-16	2.97	2.62	2.97

Male Metric Flareless Assembly - Aluminum



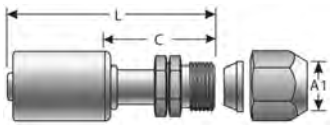

Part No.	Descr.	Prod. No.	⊖ "		A1 mm	L "	C "
G45935-0608	6ACA-8MMFA	7332-01025	5/16	3/4-16	8	2.77	1.52
G45935-0812	8ACA-12MMFA	7332-01035	13/32	3/4-16	12	3.00	1.75
G45935-1015	10ACA-14.5MMFA	7332-01045	1/2	7/8-14	14.5	3.12	1.87

Male (Ford) Spring Lock - Aluminum



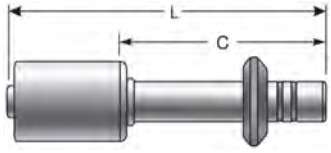

Part No.	Descr.	Prod. No.	⊖ "	L "	C "
G45950-0608	6ACA-8MSL	7332-01575	5/16	3.88	3.88
G45950-0808	8ACA-8MSL	7332-01065	13/32	3.88	3.88
G45950-1210	12ACA-10MSL	7332-01585	5/8	4.00	4.00
G45950-1212	12ACA-12MSL	7332-01085	5/8	4.25	3.00

Male (Ford) Spring Lock - 45° Bent Tube - Aluminum



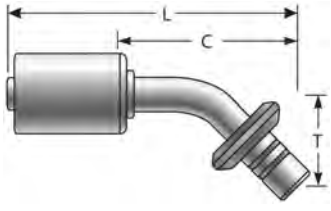

Part No.	Descr.	Prod. No.	⊖ "	T "	L "	C "
G45949-0808	8ACA-8MSL45	7332-03755	13/32	1.31	4.09	4.09
G45949-1010	10ACA-10MSL45	7332-03765	1/2	1.63	4.48	4.48

HOSE/CPLG. SELECTION
EQUIPMENT
HOSE SPECIFICATION
GLOBALSPIRAL COUPLINGS
STAINLESS STEEL SPIRAL COUPLINGS
MEGACRIMP COUPLINGS
STAINLESS STEEL BRAID COUPLINGS
POWER CRIMP COUPLINGS
FIELD ATTACHABLE - TYPE T COUPLINGS
FIELD ATTACHABLE - C5 COUPLINGS
FIELD ATTACHABLE - LOCK-ON COUPLINGS
C14 COUPLINGS & ASSEMBLIES
GLP & GL COUPLINGS
GLX COUPLINGS
PCTS THERMOPLASTIC COUPLINGS
POLARSEAL COUPLINGS (ACA, ACB, ACC)
POWER STEERING CPLGS. & TOC ASSEMBLIES
ADAPTERS
QUICK DISCONNECT COUPLERS
BALL VALVES
LIVE SWIVELS
ACCESSORIES
AIR BRAKE CPLGS. & ASSEMBLIES
KITS
BRASS

Female (Ford) Spring Lock - Aluminum



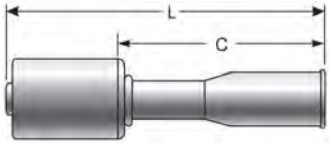

Part No.	Descr.	Prod. No.	⟷ "	L "	C "
G45952-0606	6ACA-6FSL	7332-01095	5/16	3.81	2.56
G45952-0608	6ACA-8FSL	7332-01595	5/16	3.85	2.59
G45952-0808	8ACA-8FSL	7332-01105	13/32	3.88	2.63
G45952-1010	10ACA-10FSL	7332-01115	1/2	4.13	2.88
G45952-1212	12ACA-12FSL	7332-01125	5/8	4.25	3.00

Hose Splicer with R12 Thread Service Port - Aluminum

Service Ports: High Side; –6, –8 Hose; 3/8" Schrader Valve
Service Ports: Low Side; –10, –12 Hose; 1/4" Schrader Valve



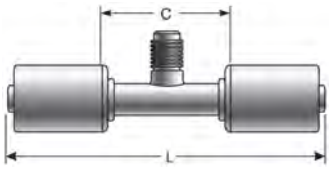

Part No.	Descr.	Prod. No.	⟷ "	L "	C "
G45954-0606	6ACA-R12SP	7332-01135	5/16	4.50	2.00
G45954-0808	8ACA-R12SP	7332-01145	13/32	4.50	2.00
G45954-1010	10ACA-R12SP	7332-01155	1/2	4.63	2.13
G45954-1212	12ACA-R12SP	7332-01165	5/8	4.75	2.25

Hose Splicer with R134a Service Port - Aluminum

Service Ports: High Side; –6, –8 Hose; 3/8" Schrader Valve
Service Ports: Low Side; –10, –12 Hose; 1/4" Schrader Valve



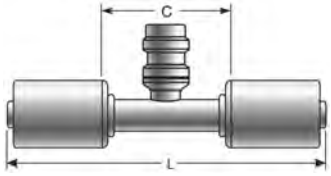

Part No.	Descr.	Prod. No.	⟷ "	L "	C "
G45956-0606	6ACA-R134SP	7332-01175	5/16	4.50	2.00
G45956-0808	8ACA-R134SP	7332-01185	13/32	4.50	2.00
G45956-1010	10ACA-R134SP	7332-01195	1/2	4.63	2.13
G45956-1212	12ACA-R134SP	7332-01205	5/8	4.75	2.25

Hose Splicer with R134a Service Port - Steel

Service Ports: High Side; –6, –8 Hose
Service Ports: Low Side; –10, –12 Hose



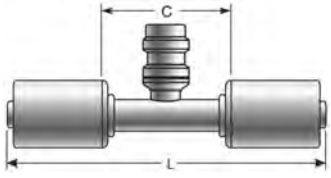

Part No.	Descr.	Prod. No.	⟷ "	L "	C "
G45956-0606S	6ACA-R134SP-S	7332-01955	5/16	4.50	2.00
G45956-0808S	8ACA-R134SP-S	7332-01965	13/32	4.50	2.00
G45956-1010S	10ACA-R134SP-S	7332-01975	1/2	4.63	2.13
G45956-1212S	12ACA-R134SP-S	7332-03005	5/8	4.75	2.25

HOSE/CPLG. SELECTION
EQUIPMENT
HOSE SPECIFICATION
GLOBALSPIRAL COUPLINGS
STAINLESS STEEL SPIRAL COUPLINGS
MEGACRIMP COUPLINGS
STAINLESS STEEL BRAID COUPLINGS
POWER CRIMP COUPLINGS
FIELD ATTACHABLE - TYPE T COUPLINGS
FIELD ATTACHABLE - C5 COUPLINGS
FIELD ATTACHABLE - LOCK-ON COUPLINGS
C14 COUPLINGS & ASSEMBLIES
GLP & GL COUPLINGS
GLX COUPLINGS
PCTS THERMOPLASTIC COUPLINGS
POLARSEAL COUPLINGS (ACA, ACB, ACC)
POWER STEERING CPLGS. & TOC ASSEMBLIES
ADAPTERS
QUICK DISCONNECT COUPLERS
BALL VALVES
LIVE SWIVELS
ACCESSORIES
AIR BRAKE CPLGS. & ASSEMBLIES
KITS
BRASS

Female Rotalok with R134a Service Port - 90° Block



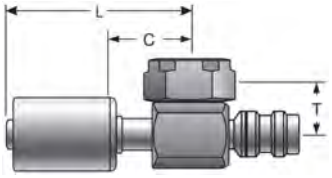

Part No.	Descr.	Prod. No.	⟷ "				T "	L "	C "
G45957-0816	8ACA-R134SP-RL	7332-01215	13/32	1-14	0.78	2.45	1.20
G45957-1016	10ACA-R134SP-RL	7332-01225	1/2	1-14	0.78	2.51	1.26

Compressor Female SAE Tube O-Ring Nut Swivel - 90° Bent Tube - Steel

O–Ring not included. Must be ordered separately.



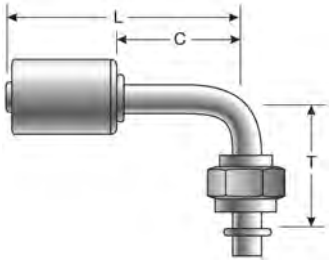

Part No.	Descr.	Prod. No.	⟷ "				T "	L "	C "
G45958-0606S	6ACA-6CFTON90-S	7332-04465	5/16	5/8-18	0.84	0.94	2.44
G45958-0810S	8ACA-10CFTON90-S	7332-02335	13/32	1-14	1.50	3.01	1.42
G45958-1010S	10ACA-10CFTON90-S	7332-04475	1/2	7/8-14	0.84	0.94	2.63
G45958-1210S	12ACA-10CFTON90-S	7332-02065	5/8	7/8-14	1.63	3.18	1.60

Compressor Female SAE Tube O-Ring Nut Swivel - 90° Block - Steel

O–Ring not included. Must be ordered separately.



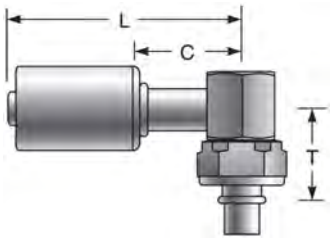

Part No.	Descr.	Prod. No.	⊖ "				T "	L "	C "
G45959-0810S	8ACA-10CFTON90BL-S	7332-02095	13/32	1-14	0.80	3.02	1.43
G45959-1210S	12ACA-10CFTON90BL-S	7332-02105	5/8	1-14	0.80	3.14	1.55

Compressor Female Tube O-Ring Nut with 134a Service Port - 90° Block - Steel

O–Ring not included. Must be ordered separately.



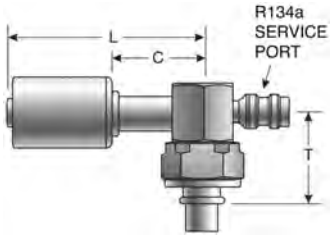

Part No.	Descr.	Prod. No.	⊖ "				T "	L "	C "
G45960-0810S	8ACA-10CFTON134SP90BL-S	7332-03865	13/32	1-14	0.78	2.45	1.20
G45960-1010S	10ACA-10CFTON134SP90BL-S	7332-03875	1/2	1-14	0.78	2.51	1.26
G45960-1210S	12ACA-10CFTON134SP90BL-S	7332-02755	5/8	1-14	0.78	2.67	1.42

HOSE/CPLG. SELECTION
EQUIPMENT
HOSE SPECIFICATION
GLOBALSPIRAL COUPLINGS
STAINLESS STEEL SPIRAL COUPLINGS
MEGACRIMP COUPLINGS
STAINLESS STEEL BRAID COUPLINGS
POWER CRIMP COUPLINGS
FIELD ATTACHABLE - TYPE T COUPLINGS
FIELD ATTACHABLE - C5 COUPLINGS
FIELD ATTACHABLE - LOCK-ON COUPLINGS
C14 COUPLINGS & ASSEMBLIES
GLP & GL COUPLINGS
GLX COUPLINGS
PCTS THERMOPLASTIC COUPLINGS
POLARSEAL COUPLINGS (ACA, ACB, ACC)
POWER STEERING CPLGS. & TOC ASSEMBLIES
ADAPTERS
QUICK DISCONNECT COUPLERS
BALL VALVES
LIVE SWIVELS
ACCESSORIES
AIR BRAKE CPLGS. & ASSEMBLIES
KITS
BRASS

Compressor Block - Single Reverse w/Switch or Service Port - 90° Bent Tube - Aluminum



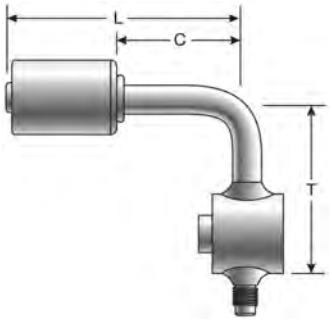

Part No.	Descr.	Prod. No.	⊖ "	≡	T "	L "	C "
G45962-1008	10ACA-8CBSRR12SP90	7332-03975	1/2	3/4-16	1.31	3.88	2.63
G45962-1208	12ACA-8CBSRR12SP90	7332-03985	5/8	3/4-16	1.31	4.17	2.94

Inline Orifice Tube

Description: The orifice tube is found on an accumulator air conditioning system. It is the dividing point between high and low pressure sides of the refrigeration system. The orifice tube filters and restricts high–pressure refrigerant in the liquid line and meters refrigerant flow as a low–pressure liquid. It is located in the refrigerant line between the condenser outlet and the evaporator inlet. The tube should be replaced any time the air conditioning system is opened for service.



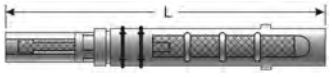

Part No.	Descr.	Prod. No.	⊖ "	L "	L mm
G46010-0072	IOT-WHITE	7332-02775	0.072	3.50	88.9
G46011-0062	IOT-RED	7332-02805	0.072	3.50	88.9

Female Flareless Nut - Aluminum



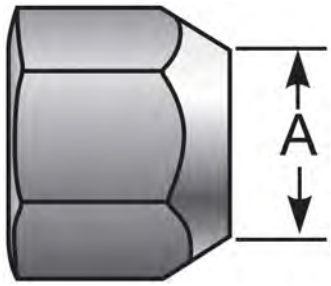

Part No.	Descr.	Prod. No.		A1 "
G46050-0006	6ACFFN	7332-04135	5/8-18	0.38
G46050-0008	8ACFFN	7332-04145	3/4-16	0.50
G46050-0010	10ACFFN	7332-04155	7/8-14	0.63
G46050-0012	12ACFFN	7332-04165	1 1/16-14	0.75

Female Flareless Sleeve



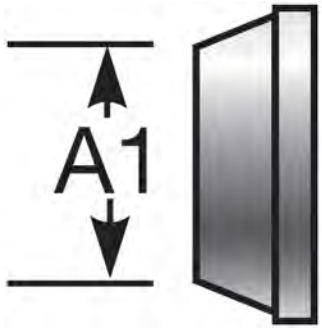

Part No.	Descr.	Prod. No.	A1 "
G46051-0006	6ACFFS	7332-04175	0.38
G46051-0008	8ACFFS	7332-04185	0.50
G46051-0012	12ACFFS	7332-04205	0.75

HOSE/CPLG. SELECTION
EQUIPMENT
HOSE SPECIFICATION
GLOBALSPIRAL COUPLINGS
STAINLESS STEEL SPIRAL COUPLINGS
MEGACRIMP COUPLINGS
STAINLESS STEEL BRAID COUPLINGS
POWER CRIMP COUPLINGS
FIELD ATTACHABLE - TYPE T COUPLINGS
FIELD ATTACHABLE - C5 COUPLINGS
FIELD ATTACHABLE - LOCK-ON COUPLINGS
C14 COUPLINGS & ASSEMBLIES
GLP & GL COUPLINGS
GLX COUPLINGS
PCTS THERMOPLASTIC COUPLINGS
POLARSEAL COUPLINGS (ACA, ACB, ACC)
POWER STEERING CPLGS. & TOC ASSEMBLIES
ADAPTERS
QUICK DISCONNECT COUPLERS
BALL VALVES
LIVE SWIVELS
ACCESSORIES
AIR BRAKE CPLGS. & ASSEMBLIES
KITS
BRASS

Metric Female Flareless Sleeve



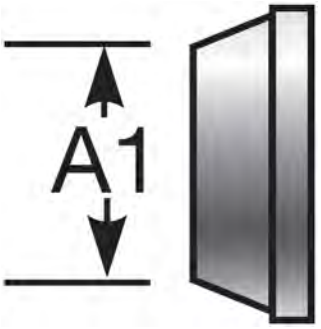

Part No.	Descr.	Prod. No.	A1 mm
G46052-0008	8ACMFFS	7332-04215	8.0
G46052-0012	12ACMFFS	7332-04225	12.0
G46052-0014	14.5ACMFFS	7332-04235	14.5

Valve Core





Part No.	Descr.	Prod. No.	
G46093-0000	.210VC V CORE	7332-04045	.210X36

O-Ring for Switch





Part No.	Descr.	Prod. No.	⊖ "
G46097-0006	6SWOR	7332-04065	5/16

O-Rings for PolarSeal™ Couplings





Part No.	Descr.	Prod. No.	⟷ "	Thickness "
G46098-0006	6ACOR	7332-01235	5/16	0.07
G46098-0008	8ACOR	7332-01245	7/16	0.07
G46098-0010	10ACOR	7332-01255	9/16	0.07
G46098-0012	12ACOR	7332-01265	11/16	0.07

HOSE/CPLG. SELECTION
EQUIPMENT
HOSE SPECIFICATION
GLOBALSPIRAL COUPLINGS
STAINLESS STEEL SPIRAL COUPLINGS
MEGACRIMP COUPLINGS
STAINLESS STEEL BRAID COUPLINGS
POWER CRIMP COUPLINGS
FIELD ATTACHABLE - TYPE T COUPLINGS
FIELD ATTACHABLE - C5 COUPLINGS
FIELD ATTACHABLE - LOCK-ON COUPLINGS
C14 COUPLINGS & ASSEMBLIES
GLP & GL COUPLINGS
GLX COUPLINGS
PCTS THERMOPLASTIC COUPLINGS
POLARSEAL COUPLINGS (ACA, ACB, ACC)
POWER STEERING CPLGS. & TOC ASSEMBLIES
ADAPTERS
QUICK DISCONNECT COUPLERS
BALL VALVES
LIVE SWIVELS
ACCESSORIES
AIR BRAKE CPLGS. & ASSEMBLIES
KITS
BRASS

Female SAE 45° Flare Swivel - Aluminum



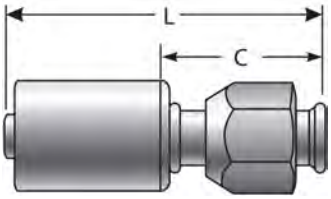

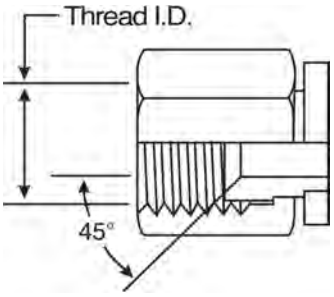

Part No.	Descr.	Prod. No.	⊖ "	||| L "	C "
G47200-0606	6ACB-6FSX	7332-51435	5/16	5/8-18	2.88	1.38
G47200-0608	6ACB-8FSX	7332-51445	5/16	3/4-16	2.70	1.20
G47200-0806	8ACB-6FSX	7332-52335	13/32	5/8-18	2.69	1.19
G47200-0808	8ACB-8FSX	7332-51455	13/32	3/4-16	2.69	1.19
G47200-1008	10ACB-8FSX	7332-52345	1/2	3/4-16	3.00	1.50
G47200-1010	10ACB-10FSX	7332-51465	1/2	7/8-14	3.00	1.50
G47200-1212	12ACB-12FSX	7332-51475	5/8	1 1/16-14	3.25	1.75

Female SAE 45° Flare Swivel - Steel



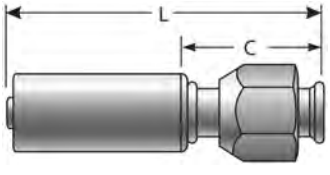

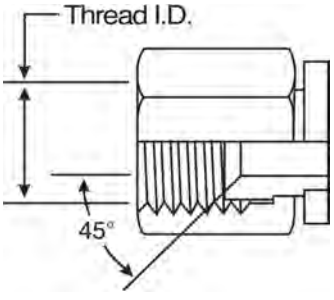

Part No.	Descr.	Prod. No.	⊖ "	||| L "	C "
G47200-0606S	6ACB-6FSX-S	7332-20015	5/16	5/8-18	2.88	1.63
G47200-0808S	8ACB-8FSX-S	7332-20025	13/32	3/4-16	2.69	1.44
G47200-1210S	12ACB-10FSX-S	7332-20035	5/8	7/8-14	3.25	2.00

Female SAE 45° Flare Swivel - 45° Bent Tube - Aluminum



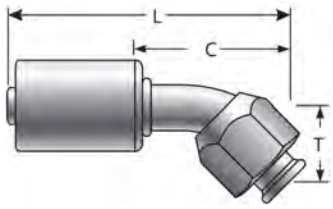

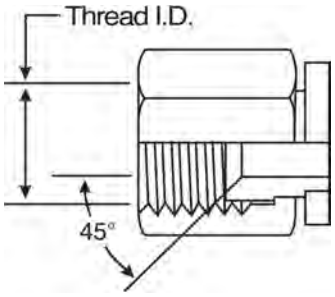

Part No.	Descr.	Prod. No.	⊖ "				T "	L "	C "
G47202-0606	6ACB-6FSX45	7332-51485	5/16	5/8-18		0.56	2.84	1.34
G47202-0808	8ACB-8FSX45	7332-51495	13/32	3/4-16		0.63	3.07	1.57
G47202-1010	10ACB-10FSX45	7332-51505	1/2	7/8-14		0.88	3.63	2.13
G47202-1212	12ACB-12FSX45	7332-51515	5/8	1 1/16-14		1.00	4.00	2.50

Female SAE 45° Flare Swivel - 45° Bent Tube - Steel



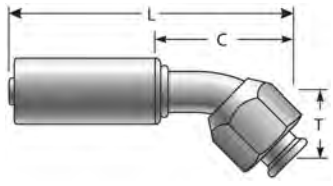

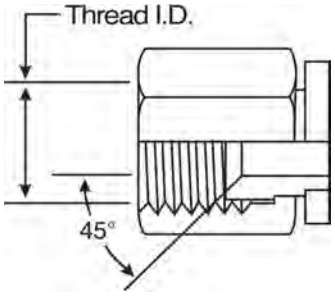

Part No.	Descr.	Prod. No.	⊖ "		T "	L "	C "
G47202-1008S	10ACB-8FSX45-S	7332-20045	1/2	3/4-16	0.63	3.00	1.75

HOSE/CPLG. SELECTION
EQUIPMENT
HOSE SPECIFICATION
GLOBALSPIRAL COUPLINGS
STAINLESS STEEL SPIRAL COUPLINGS
MEGACRIMP COUPLINGS
STAINLESS STEEL BRAID COUPLINGS
POWER CRIMP COUPLINGS
FIELD ATTACHABLE - TYPE T COUPLINGS
FIELD ATTACHABLE - C5 COUPLINGS
FIELD ATTACHABLE - LOCK-ON COUPLINGS
C14 COUPLINGS & ASSEMBLIES
GLP & GL COUPLINGS
GLX COUPLINGS
PCTS THERMOPLASTIC COUPLINGS
POLARSEAL COUPLINGS (ACA, ACB, ACC)
POWER STEERING CPLGS. & TOC ASSEMBLIES
ADAPTERS
QUICK DISCONNECT COUPLERS
BALL VALVES
LIVE SWIVELS
ACCESSORIES
AIR BRAKE CPLGS. & ASSEMBLIES
KITS
BRASS

Female SAE 45° Flare Swivel - 90° Bent Tube - Aluminum



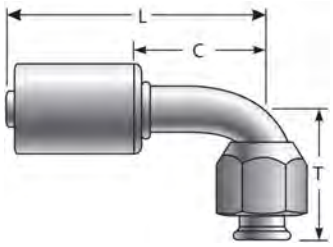

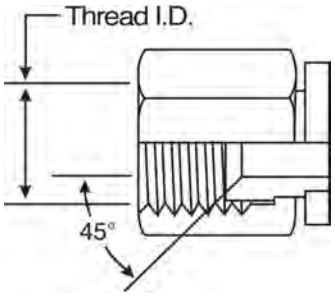

Part No.	Descr.	Prod. No.	⊖ "		T "	L "	C "
G47205-0606	6ACB-6FSX90	7332-51525	5/16	5/8-18	1.06	2.56	1.06
G47205-0808	8ACB-8FSX90	7332-51535	13/32	3/4-16	1.25	2.75	1.25
G47205-1010	10ACB-10FSX90	7332-51545	1/2	7/8-14	1.50	3.00	1.50
G47205-1210	12ACB-10FSX90	7332-51555	5/8	7/8-14	1.50	3.25	1.75
G47205-1212	12ACB-12FSX90	7332-51565	5/8	1 1/16-14	1.50	3.25	1.75

Female SAE 45° Flare Swivel - 90° Bent Tube - Steel



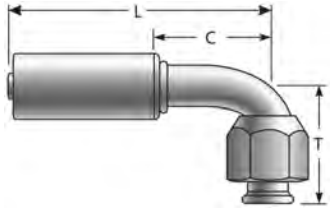

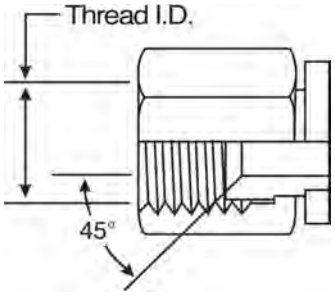

Part No.	Descr.	Prod. No.	⊖ "		T "	L "	C "
G47205-0606S	6ACB-6FSX90-S	7332-20055	5/16	5/8-18	1.06	2.56	1.31
G47205-0808S	8ACB-8FSX90-S	7332-20075	13/32	3/4-16	1.25	2.75	1.50
G47205-1008S	10ACB-8FSX90-S	7332-20085	1/2	3/4-16	1.50	3.00	1.75
G47205-1010S	10ACB-10FSX90-S	7332-20095	1/2	7/8-14	1.50	3.00	1.75
G47205-1210S	12ACB-10FSX90-S	7332-20105	5/8	7/8-14	1.50	3.25	2.00
G47205-1212S	12ACB-12FSX90-S	7332-20115	5/8	1 1/16-14	1.50	3.85	2.00

Male SAE Flareless Assembly - Steel



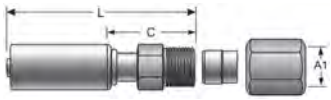

Part No.	Descr.	Prod. No.	⊖ "		A1 "	L "	C "
G47510-0606S	6ACB-6MFA-S	7332-51575	5/16	9/16-18	0.38	2.69	1.19
G47510-0608S	6ACB-8MFA-S	7332-20125	5/16	3/4-16	0.50	2.81	1.56
G47510-0806S	8ACB-6MFA-S	7332-20135	13/32	9/16-18	0.38	2.75	1.50
G47510-0808S	8ACB-8MFA-S	7332-20145	13/32	3/4-16	0.50	2.88	1.63
G47510-0810S	8ACB-10MFA-S	7332-20155	13/32	7/8-14	0.63	3.00	1.75
G47510-1008S	10ACB-8MFA-S	7332-20165	1/2	3/4-16	0.50	2.94	1.69
G47510-1010S	10ACB-10MFA-S	7332-20175	1/2	7/8-14	0.63	3.00	1.75
G47510-1210S	12ACB-10MFA-S	7332-20185	5/8	7/8-14	0.63	3.13	1.88
G47510-1212S	12ACB-12MFA-S	7332-20195	5/8	1 1/16-12	0.75	3.25	2.00

Male SAE Flareless Assembly - 90° Block - Steel



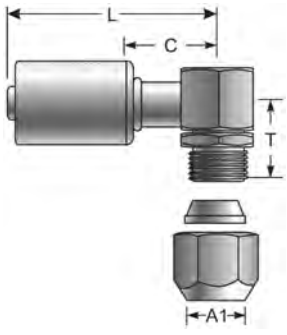

Part No.	Descr.	Prod. No.	⊖ "		A1 "	T "	L "	C "
G47511-0606S	6ACB-6MFA90-S	7332-20205	5/16	9/16-18	0.38	0.78	2.24	0.99
G47511-0608S	6ACB-8MFA90-S	7332-20215	5/16	3/4-16	0.50	0.96	2.31	1.06
G47511-0808S	8ACB-8MFA90-S	7332-20225	13/32	3/4-16	0.50	0.96	2.37	1.12
G47511-0810S	8ACB-10MFA90-S	7332-20235	13/32	7/8-14	0.63	1.08	2.43	1.18
G47511-1008S	10ACB-8MFA90-S	7332-20245	1/2	3/4-16	0.50	0.96	2.38	1.13
G47511-1010S	10ACB-10MFA90-S	7332-20255	1/2	7/8-14	0.63	1.08	2.44	1.19
G47511-1210S	12ACB-10MFA90-S	7332-20265	5/8	7/8-14	0.63	1.08	2.56	1.31
G47511-1212S	12ACB-12MFA90-S	7332-20275	5/8	1 1/16-12	0.75	1.19	2.66	1.41

HOSE/CPLG. SELECTION
EQUIPMENT
HOSE SPECIFICATION
GLOBALSPIRAL COUPLINGS
STAINLESS STEEL SPIRAL COUPLINGS
MEGACRIMP COUPLINGS
STAINLESS STEEL BRAID COUPLINGS
POWER CRIMP COUPLINGS
FIELD ATTACHABLE - TYPE T COUPLINGS
FIELD ATTACHABLE - C5 COUPLINGS
FIELD ATTACHABLE - LOCK-ON COUPLINGS
C14 COUPLINGS & ASSEMBLIES
GLP & GL COUPLINGS
GLX COUPLINGS
PCTS THERMOPLASTIC COUPLINGS
POLARSEAL COUPLINGS (ACA, ACB, ACC)
POWER STEERING CPLGS. & TOC ASSEMBLIES
ADAPTERS
QUICK DISCONNECT COUPLERS
BALL VALVES
LIVE SWIVELS
ACCESSORIES
AIR BRAKE CPLGS. & ASSEMBLIES
KITS
BRASS

Female Braze-On Stems - Aluminum



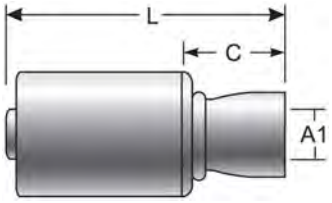

Part No.	Descr.	Prod. No.	⟷ "	A1 "	L "	C "
G47527-0606	6ACB-6FBO	7332-52355	5/16	0.38	2.10	0.60
G47527-0808	8ACB-8FBO	7332-52365	13/32	0.50	2.10	0.60
G47527-1010	10ACB-10FBO	7332-52375	1/2	0.63	2.10	0.60
G47527-1210	12ACB-10FBO	7332-52385	5/8	0.63	2.10	0.60
G47527-1212	12ACB-12FBO	7332-52395	5/8	0.75	2.10	0.60

Female Braze-On Stems - Steel



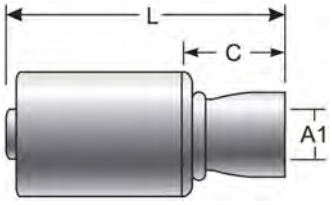

Part No.	Descr.	Prod. No.	⟷ "	A1 "	L "	C "
G47527-0606S	6ACB-6FBO-S	7332-20285	5/16	0.38	2.10	0.85
G47527-0808S	8ACB-8FBO-S	7332-20295	13/32	0.50	2.10	0.85
G47527-1010S	10ACB-10FBO-S	7332-20305	1/2	0.63	2.10	0.85
G47527-1210S	12ACB-10FBO-S	7332-20315	5/8	0.63	2.10	0.85
G47527-1212S	12ACB-12FBO-S	7332-20325	5/8	0.75	2.10	0.85

Hose Length Extender - Aluminum



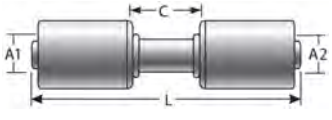

Part No.	Descr.	Prod. No.	⟷ "	A1 "	A2 "	L "	C "
G47535-0606	6ACB-6HLE	7332-52135	5/16	0.31	0.31	4.50	1.50

Parts Continued On Next Page

Hose Length Extender - Aluminum - Continued

Part No.	Descr.	Prod. No.	⟷	A1	A2	L	C
			"	"	"	"	"
G47535-0608	6ACB-8HLE	7332-52145	5/16, 13/3	0.31	0.41	4.50	1.50
G47535-0808	8ACB-8HLE	7332-52155	13/32	0.41	0.41	4.50	1.50
G47535-0810	8ACB-10HLE	7332-52165	13/32, 1/2	0.41	0.50	4.63	1.63
G47535-1010	10ACB-10HLE	7332-52175	1/2	0.50	0.50	4.63	1.63
G47535-1210	12ACB-10HLE	7332-52405	1/2, 5/8	0.50	0.63	4.75	1.75
G47535-1212	12ACB-12HLE	7332-52185	5/8	0.63	0.63	4.75	1.75

Hose Length Extender - Steel



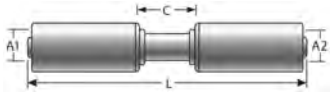

Part No.	Descr.	Prod. No.	⟷	A1	A2	L	C
			"	"	"	"	"
G47535-0606S	6ACB-6HLE-S	7332-20335	5/16	0.31	0.31	4.00	1.50
G47535-0608S	6ACB-8HLE-S	7332-20345	5/16	0.31	0.41	4.00	1.50
G47535-0808S	8ACB-8HLE-S	7332-20355	13/32	0.41	0.41	4.00	1.50
G47535-0810S	8ACB-10HLE-S	7332-20365	13/32	0.41	0.50	4.13	1.63
G47535-1010S	10ACB-10HLE-S	7332-20375	1/2	0.50	0.50	4.13	1.63
G47535-1210S	12ACB-10HLE-S	7332-20385	5/8	0.63	0.50	4.25	1.75
G47535-1212S	12ACB-12HLE-S	7332-20395	5/8	0.63	0.63	4.25	1.75

Hose Length Extender - 90° Bent Tube - Aluminum



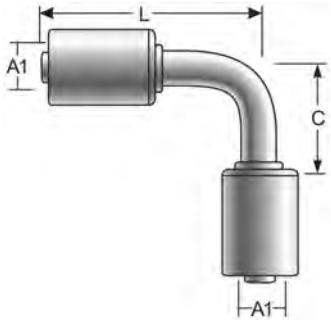

Part No.	Descr.	Prod. No.	⟷	A1	L	C
			"	"	"	"
G47537-1212	12ACB-12HLE90	7332-52885	5/8	0.63	3.50	2.00

HOSE/CPLG. SELECTION
EQUIPMENT
HOSE SPECIFICATION
GLOBALSPIRAL COUPLINGS
STAINLESS STEEL SPIRAL COUPLINGS
MEGACRIMP COUPLINGS
STAINLESS STEEL BRAID COUPLINGS
POWER CRIMP COUPLINGS
FIELD ATTACHABLE - TYPE T COUPLINGS
FIELD ATTACHABLE - C5 COUPLINGS
FIELD ATTACHABLE - LOCK-ON COUPLINGS
C14 COUPLINGS & ASSEMBLIES
GLP & GL COUPLINGS
GLX COUPLINGS
PCTS THERMOPLASTIC COUPLINGS
POLARSEAL COUPLINGS (ACA, ACB, ACC)
POWER STEERING CPLGS. & TOC ASSEMBLIES
ADAPTERS
QUICK DISCONNECT COUPLERS
BALL VALVES
LIVE SWIVELS
ACCESSORIES
AIR BRAKE CPLGS. & ASSEMBLIES
KITS
BRASS

HOSE/CPLG. SELECTION
EQUIPMENT
HOSE SPECIFICATION
GLOBALSPIRAL COUPLINGS
STAINLESS STEEL SPIRAL COUPLINGS
MEGACRIMP COUPLINGS
STAINLESS STEEL BRAID COUPLINGS
POWER CRIMP COUPLINGS
FIELD ATTACHABLE - TYPE T COUPLINGS
FIELD ATTACHABLE - C5 COUPLINGS
FIELD ATTACHABLE - LOCK-ON COUPLINGS
C14 COUPLINGS & ASSEMBLIES
GLP & GL COUPLINGS
GLX COUPLINGS
PCTS THERMOPLASTIC COUPLINGS
POLARSEAL COUPLINGS (ACA, ACB, ACC)
POWER STEERING CPLGS. & TOC ASSEMBLIES
ADAPTERS
QUICK DISCONNECT COUPLERS
BALL VALVES
LIVE SWIVELS
ACCESSORIES
AIR BRAKE CPLGS. & ASSEMBLIES
KITS
BRASS

Hose Length Extender - 90° Bent Tube - Steel



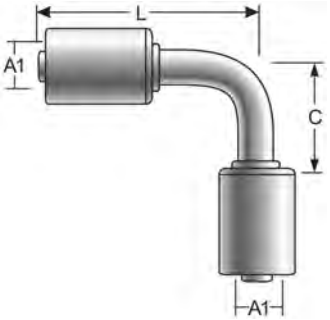

Part No.	Descr.	Prod. No.	⟷	A1	L	C
			"	"	"	"
G47537-0606S	6ACB-6HLE90-S	7332-20405	5/16	0.31	2.50	1.25
G47537-0808S	8ACB-8HLE90-S	7332-52765	13/32	0.50	2.87	1.37
G47537-1010S	10ACB-10HLE90-S	7332-20415	1/2	0.50	2.88	1.63
G47537-1212S	12ACB-12HLE90-S	7332-20425	5/8	0.63	3.25	2.00

Hose Length Extender with Sight Glass - Steel



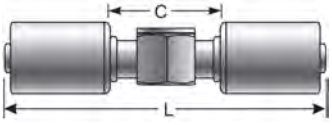

Part No.	Descr.	Prod. No.	⟷	L	C
			"	"	"
G47538-0606S	6ACB-6HLESG-S	7332-20435	5/16	4.12	1.62

Hose Length Extender - Tee - Aluminum



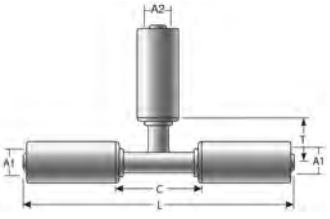

Part No.	Descr.	Prod. No.	⟷	A1	A2	T	L	C
			"	"	"	"	"	"
G47539-0606	6ACB-6HLET	7332-52305	5/16	0.38	0.38	0.94	4.75	1.75
G47539-0808	8ACB-8HLET	7332-52995	13/32	0.41	0.41	0.94	4.88	1.88
G47539-1010	10ACB-10HLET	7332-52315	1/2	0.50	0.50	1.00	5.00	2.00

Parts Continued On Next Page

Hose Length Extender - Tee - Aluminum - Continued

Part No.	Descr.	Prod. No.	⟷	A1	A2	T	L	C
			"	"	"	"	"	"
G47539-1210	12ACB-10HLET	7332-53015	5/8	0.63	0.50	1.12	5.25	2.25
G47539-1212	12ACB-12HLET	7332-52325	5/8	0.63	0.63	1.12	5.25	2.25

Hose Length Extender - Tee - Steel



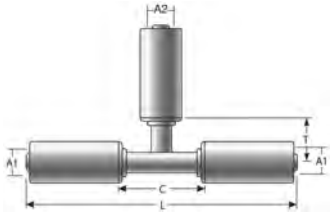

Part No.	Descr.	Prod. No.	⟷	A1	A2	T	L	C
			"	"	"	"	"	"
G47539-0606S	6ACB-6HLET-S	7332-20445	5/16	0.38	0.38	1.13	4.75	2.25
G47539-0808S	8ACB-8HLET-S	7332-20455	13/32	0.41	0.41	1.19	4.88	2.38
G47539-1010S	10ACB-10HLET-S	7332-20465	1/2	0.50	0.50	1.25	5.00	2.50
G47539-1212S	12ACB-12HLET-S	7332-20475	5/8	0.63	0.63	1.37	5.25	2.75

Female O-Ring with R134 Service Port - 45° Bent Tube - Aluminum



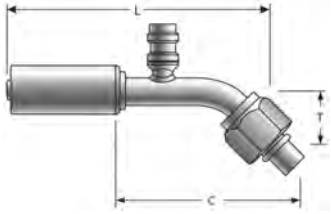

Part No.	Descr.	Prod. No.	⟷				T	L	C
			"			"	"	"
G47576-0808	8ACB-8FTON134SP45	7332-52745	13/32	3/4-16		0.63	3.76	2.26
G47576-1010	10ACB-10FTON134SP45	7332-52775	1/2	7/8-14		0.88	4.13	2.63

HOSE/CPLG. SELECTION
EQUIPMENT
HOSE SPECIFICATION
GLOBALSPIRAL COUPLINGS
STAINLESS STEEL SPIRAL COUPLINGS
MEGACRIMP COUPLINGS
STAINLESS STEEL BRAID COUPLINGS
POWER CRIMP COUPLINGS
FIELD ATTACHABLE - TYPE T COUPLINGS
FIELD ATTACHABLE - C5 COUPLINGS
FIELD ATTACHABLE - LOCK-ON COUPLINGS
C14 COUPLINGS & ASSEMBLIES
GLP & GL COUPLINGS
GLX COUPLINGS
PCTS THERMOPLASTIC COUPLINGS
POLARSEAL COUPLINGS (ACA, ACB, ACC)
POWER STEERING CPLGS. & TOC ASSEMBLIES
ADAPTERS
QUICK DISCONNECT COUPLERS
BALL VALVES
LIVE SWIVELS
ACCESSORIES
AIR BRAKE CPLGS. & ASSEMBLIES
KITS
BRASS

Female O-Ring with R134 Service Port - 45° Bent Tube - Steel



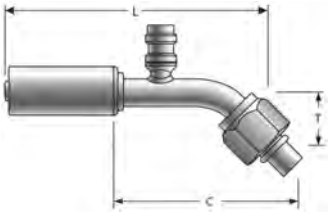

Part No.	Descr.	Prod. No.	⟷ "		T "	L "	C "
G47576-0606S	6ACB-6FTON134SP45-S	7332-52735	5/16	5/8-18	0.56	3.69	2.19
G47576-0808S	8ACB-8FTON134SP45-S	7332-52695	13/32	3/4-16	0.63	3.76	2.26
G47576-1010S	10ACB-10FTON134SP45-S	7332-52705	1/2	7/8-14	0.88	4.13	2.63
G47576-1210S	12ACB-10FTON134SP45-S	7332-52715	5/8	7/8-14	0.94	4.32	2.62

Female O-Ring with R12 Service Port - 45° Bent Tube - Steel



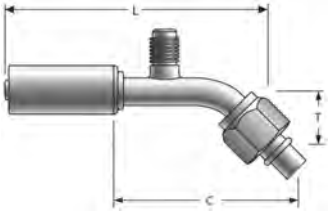

Part No.	Descr.	Prod. No.	⟷ "		T "	L "	C "
G47577-0606S	6ACB-6FTONR12SP45-S	7332-52785	5/16	5/8-18	0.56	3.69	2.19
G47577-0808S	8ACB-8FTONR12SP45-S	7332-52795	13/32	3/4-16	0.63	3.76	2.26
G47577-1010S	10ACB-10FTONR12SP45-S	7332-52805	1/2	7/8-14	0.88	4.13	2.63

Male SAE Tube O-Ring Nut Swivel with R134a Service Port - Steel



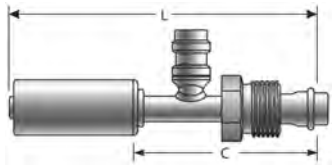

Part No.	Descr.	Prod. No.	⟷ "		L "	C "
G47580-0606S	6ACB-6MTON134SP-S	7332-20485	5/16	5/8-18	3.35	2.10
G47580-1010S	10ACB-10MTON134SP-S	7332-20495	1/2	7/8-18	3.59	2.70

Male SAE Tube O-Ring Nut Swivel with R134a Service Port - 90° Bent Tube - Steel



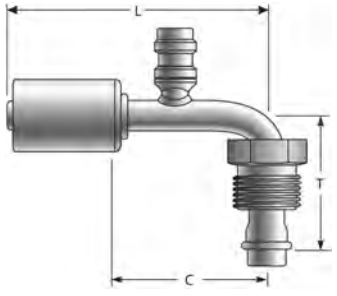

Part No.	Descr.	Prod. No.	⟷ "		T "	L "	C "
G47582-1010S	10ACB-10MTON134SP90-S	7332-20505	1/2	7/8-18	1.50	3.85	2.60

Male SAE Tube O-Ring Nut Swivel - Aluminum



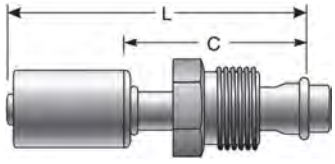

Part No.	Descr.	Prod. No.	⟷ "		L "	C "
G47583-0606	6ACB-6MTON	7332-51585	5/16	5/8-18	3.19	1.69
G47583-0806	8ACB-6MTON	7332-52415	13/32	5/8-18	3.25	1.75

Parts Continued On Next Page

Male SAE Tube O-Ring Nut Swivel - Aluminum - Continued

Part No.	Descr.	Prod. No.	⟷ "	≡	L "	C "
G47583-0808	8ACB-8MTON	7332-51595	13/32	3/4-18	3.25	1.75
G47583-1010	10ACB-10MTON	7332-51605	1/2	7/8-18	3.38	1.88
G47583-1210	12ACB-10MTON	7332-52425	5/8	7/8-18	3.88	2.38
G47583-1212	12ACB-12MTON	7332-51615	5/8	1 1/16-16	3.88	2.38

Male SAE Tube O-Ring Nut Swivel - Steel



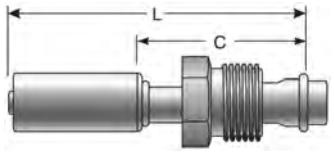

Part No.	Descr.	Prod. No.	⟷ "	≡	L "	C "
G47583-0606S	6ACB-6MTON-S	7332-20515	5/16	5/8-18	3.19	1.94
G47583-0607S	6ACB-7MTON-S	7332-20525	5/16	1 1/16-16	3.00	1.75
G47583-0806S	8ACB-6MTON-S	7332-20535	13/32	5/8-18	3.25	2.00
G47583-0808S	8ACB-8MTON-S	7332-20545	13/32	3/4-16	3.25	2.00
G47583-1008S	10ACB-8MTON-S	7332-52815	1/2	3/4-18	3.38	1.88
G47583-1010S	10ACB-10MTON-S	7332-20555	1/2	7/8-18	3.38	2.13
G47583-1210S	12ACB-10MTON-S	7332-20565	5/8	7/8-18	3.88	2.63
G47583-1212S	12ACB-12MTON-S	7332-20575	5/8	1 1/16-16	3.88	2.63

Male SAE Tube O-Ring Nut - 45° Bent Tube - Aluminum



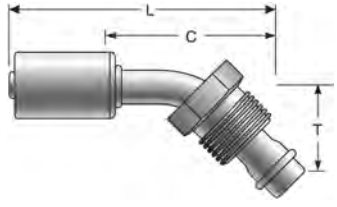

Part No.	Descr.	Prod. No.	⟷ "	≡	T "	L "	C "
G47584-0606	6ACB-6MTON45	7332-51625	5/16	5/8-18	0.88	3.19	1.69
G47584-0608	6ACB-8MTON45	7332-53025	5/16	3/4-18	1.00	3.44	1.94
G47584-0806	8ACB-6MTON45	7332-53035	13/32	5/8-18	0.86	3.24	1.74
G47584-0808	8ACB-8MTON45	7332-51635	13/32	3/4-18	1.00	3.44	1.94
G47584-1010	10ACB-10MTON45	7332-51645	1/2	7/8-18	0.88	3.63	2.13
G47584-1212	12ACB-12MTON45	7332-51655	5/8	1 1/16-16	1.19	4.19	2.69

Male SAE Tube O-Ring Nut - 45° Bent Tube - Steel



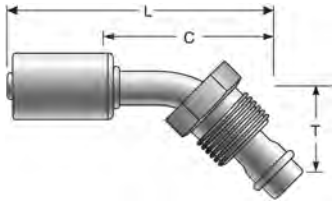

Part No.	Descr.	Prod. No.	⊖ "		T "	L "	C "
G47584-0606S	6ACB-6MTON45-S	7332-20585	5/16	5/8-18	0.88	3.19	1.94
G47584-0806S	8ACB-6MTON45-S	7332-20595	13/32	5/8-18	1.00	3.47	2.22
G47584-0808S	8ACB-8MTON45-S	7332-20605	13/32	3/4-16	1.00	3.44	2.19
G47584-1010S	10ACB-10MTON45-S	7332-20615	1/2	7/8-18	1.06	3.81	2.56
G47584-1212S	12ACB-12MTON45-S	7332-20625	5/8	1 1/16-16	1.19	4.19	2.94

Male SAE Tube O-Ring Nut - 90° Bent Tube - Aluminum



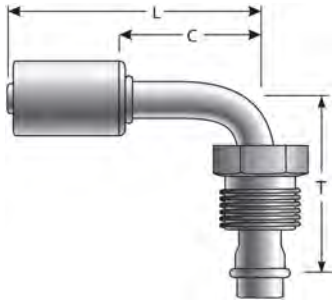

Part No.	Descr.	Prod. No.	⊖ "		T "	L "	C "
G47585-0606	6ACB-6MTON90	7332-51665	5/16	5/8-18	1.63	2.56	1.06
G47585-0806	8ACB-6MTON90	7332-52435	13/32	5/8-18	1.88	2.75	1.25
G47585-0808	8ACB-8MTON90	7332-51675	13/32	3/4-18	1.88	2.75	1.25
G47585-1010	10ACB-10MTON90	7332-51685	1/2	7/8-18	2.12	3.00	1.50
G47585-1210	12ACB-10MTON90	7332-52445	5/8	7/8-18	2.25	3.25	1.75
G47585-1212	12ACB-12MTON90	7332-51695	5/8	1 1/16-16	2.25	3.25	1.75

HOSE/CPLG. SELECTION
EQUIPMENT
HOSE SPECIFICATION
GLOBALSPIRAL COUPLINGS
STAINLESS STEEL SPIRAL COUPLINGS
MEGACRIMP COUPLINGS
STAINLESS STEEL BRAID COUPLINGS
POWER CRIMP COUPLINGS
FIELD ATTACHABLE - TYPE T COUPLINGS
FIELD ATTACHABLE - C5 COUPLINGS
FIELD ATTACHABLE - LOCK-ON COUPLINGS
C14 COUPLINGS & ASSEMBLIES
GLP & GL COUPLINGS
GLX COUPLINGS
PCTS THERMOPLASTIC COUPLINGS
POLARSEAL COUPLINGS (ACA, ACB, ACC)
POWER STEERING CPLGS. & TOC ASSEMBLIES
ADAPTERS
QUICK DISCONNECT COUPLERS
BALL VALVES
LIVE SWIVELS
ACCESSORIES
AIR BRAKE CPLGS. & ASSEMBLIES
KITS
BRASS

Male SAE Tube O-Ring Nut - 90° Bent Tube - Steel



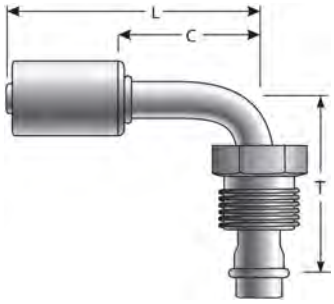

Part No.	Descr.	Prod. No.	⟷ "		T "	L "	C "
G47585-0606S	6ACB-6MTON90-S	7332-20635	5/16	5/8-18	1.63	2.56	1.31
G47585-0607S	6ACB-7MTON90-S	7332-20645	5/16	1 1/16-16	1.56	2.56	1.31
G47585-0806S	8ACB-6MTON90-S	7332-20655	13/32	5/8-18	1.88	2.75	1.50
G47585-0808S	8ACB-8MTON90-S	7332-20665	13/32	3/4-16	1.88	2.75	1.50
G47585-1010S	10ACB-10MTON90-S	7332-20675	1/2	7/8-18	2.12	3.00	1.75
G47585-1210S	12ACB-10MTON90-S	7332-20685	5/8	7/8-18	2.25	3.25	2.00
G47585-1212S	12ACB-12MTON90-S	7332-20695	5/8	1 1/16-16	2.25	3.25	2.00

Female SAE Tube O-Ring Nut Swivel with R12 Service Port - Aluminum



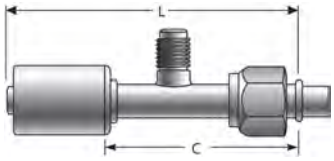

Part No.	Descr.	Prod. No.	⟷ "		L "	C "
G47586-0808	8ACB-8FTONR12SP	7332-52235	13/32	3/4-16	3.38	1.88
G47586-1010	10ACB-10FTONR12SP	7332-52895	1/2	7/8-14	3.62	2.12

Female SAE Tube O-Ring Nut Swivel with R12 Service Port - Steel



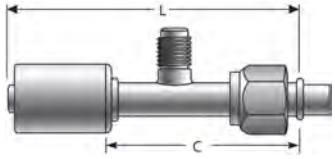

Part No.	Descr.	Prod. No.	⊖ "		L "	C "
G47586-0606S	6ACB-6FTONR12SP-S	7332-20705	5/16	5/8-18	3.38	2.13
G47586-0808S	8ACB-8FTONR12SP-S	7332-20715	13/32	3/4-16	3.38	2.13
G47586-1010S	10ACB-10FTONR12SP-S	7332-20725	1/2	7/8-14	3.62	2.37

Female SAE Tube O-Ring Nut Swivel with R134a Service Port - Aluminum



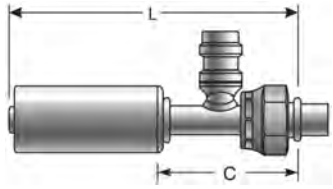

Part No.	Descr.	Prod. No.	⊖ "		L "	C "
G47588-0606	6ACB-6FTON134SP	7332-51705	5/16	5/8-18	3.38	1.88
G47588-0808	8ACB-8FTON134SP	7332-51715	13/32	3/4-16	3.38	1.88
G47588-1010	10ACB-10FTON134SP	7332-51725	1/2	7/8-14	3.62	2.12
G47588-1210	12ACB-10FTON134SP	7332-51735	5/8	7/8-14	3.75	2.25

HOSE/CPLG. SELECTION
EQUIPMENT
HOSE SPECIFICATION
GLOBALSPIRAL COUPLINGS
STAINLESS STEEL SPIRAL COUPLINGS
MEGACRIMP COUPLINGS
STAINLESS STEEL BRAID COUPLINGS
POWER CRIMP COUPLINGS
FIELD ATTACHABLE - TYPE T COUPLINGS
FIELD ATTACHABLE - C5 COUPLINGS
FIELD ATTACHABLE - LOCK-ON COUPLINGS
C14 COUPLINGS & ASSEMBLIES
GLP & GL COUPLINGS
GLX COUPLINGS
PCTS THERMOPLASTIC COUPLINGS
POLARSEAL COUPLINGS (ACA, ACB, ACC)
POWER STEERING CPLGS. & TOC ASSEMBLIES
ADAPTERS
QUICK DISCONNECT COUPLERS
BALL VALVES
LIVE SWIVELS
ACCESSORIES
AIR BRAKE CPLGS. & ASSEMBLIES
KITS
BRASS

Female SAE Tube O-Ring Nut Swivel with R134a Service Port - Steel



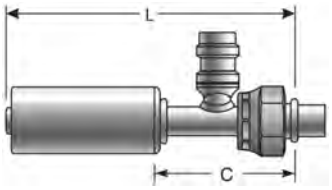

Part No.	Descr.	Prod. No.	⟷ "		L "	C "
G47588-0606S	6ACB-6FTON134SP-S	7332-20775	5/16	5/8-18	3.30	2.05
G47588-0808S	8ACB-8FTON134SP-S	7332-20785	13/32	3/4-16	3.38	2.13
G47588-1010S	10ACB-10FTON134SP-S	7332-20795	1/2	7/8-14	3.62	2.37
G47588-1210S	12ACB-10FTON134SP-S	7332-20805	5/8	7/8-14	3.75	2.50
G47588-1212S	12ACB-12FTON134SP-S	7332-52725	5/8	1 1/16-14	3.75	2.25

Female SAE Tube O-Ring Nut Swivel with R134a Service Port - 90° Bent Tube - Aluminum



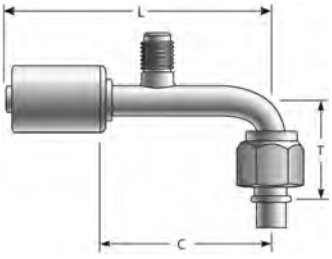

Part No.	Descr.	Prod. No.	⟷ "		T "	L "	C "
G47589-0606	6ACB-6FTON134SP90	7332-51745	5/16	5/8-18	1.12	3.62	2.12
G47589-0808	8ACB-8FTON134SP90	7332-51755	13/32	3/4-16	1.31	3.62	2.12
G47589-1010	10ACB-10FTON134SP90	7332-51765	1/2	7/8-14	1.50	3.88	2.38
G47589-1210	12ACB-10FTON134SP90	7332-51775	5/8	7/8-14	1.75	4.19	2.69

Female SAE Tube O-Ring Nut Swivel with R134a Service Port - 90° Bent Tube - Steel



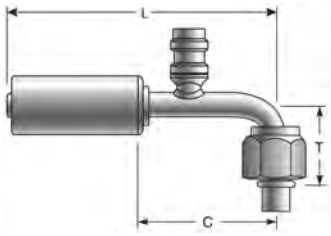

Part No.	Descr.	Prod. No.	⊖ "		T "	L "	C "
G47589-0606S	6ACB-6FTON134SP90-S	7332-20815	5/16	5/8-18	1.12	3.62	2.37
G47589-0808S	8ACB-8FTON134SP90-S	7332-20825	13/32	3/4-16	1.31	3.62	2.37
G47589-1010S	10ACB-10FTON134SP90-S	7332-20835	1/2	7/8-14	1.50	3.88	2.63
G47589-1210S	12ACB-10FTON134SP90-S	7332-20845	5/8	7/8-14	1.75	4.19	2.94

Female SAE Tube O-Ring Nut Swivel - Aluminum



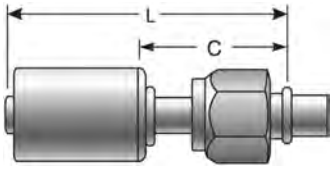

Part No.	Descr.	Prod. No.	⊖ "		L "	C "
G47590-0606	6ACB-6FTON	7332-51785	5/16	5/8-18	2.88	1.38
G47590-0608	6ACB-8FTON	7332-51795	5/16	3/4-16	3.00	1.50
G47590-0806	8ACB-6FTON	7332-52465	13/32	5/8-18	3.00	1.50
G47590-0808	8ACB-8FTON	7332-51805	13/32	3/4-16	3.00	1.50
G47590-1008	10ACB-8FTON	7332-52195	1/2	3/4-16	3.19	1.69
G47590-1010	10ACB-10FTON	7332-51815	1/2	7/8-14	3.19	1.69
G47590-1012	10ACB-12FTON	7332-52205	1/2	1 1/16-14	3.31	1.81
G47590-1210	12ACB-10FTON	7332-51825	5/8	7/8-14	3.31	1.81
G47590-1212	12ACB-12FTON	7332-51835	5/8	1 1/16-14	3.31	1.81

HOSE/CPLG. SELECTION
EQUIPMENT
HOSE SPECIFICATION
GLOBALSPIRAL COUPLINGS
STAINLESS STEEL SPIRAL COUPLINGS
MEGACRIMP COUPLINGS
STAINLESS STEEL BRAID COUPLINGS
POWER CRIMP COUPLINGS
FIELD ATTACHABLE - TYPE T COUPLINGS
FIELD ATTACHABLE - C5 COUPLINGS
FIELD ATTACHABLE - LOCK-ON COUPLINGS
C14 COUPLINGS & ASSEMBLIES
GLP & GL COUPLINGS
GLX COUPLINGS
PCTS THERMOPLASTIC COUPLINGS
POLARSEAL COUPLINGS (ACA, ACB, ACC)
POWER STEERING CPLGS. & TOC ASSEMBLIES
ADAPTERS
QUICK DISCONNECT COUPLERS
BALL VALVES
LIVE SWIVELS
ACCESSORIES
AIR BRAKE CPLGS. & ASSEMBLIES
KITS
BRASS

HOSE/CPLG. SELECTION
EQUIPMENT
HOSE SPECIFICATION
GLOBALSPIRAL COUPLINGS
STAINLESS STEEL SPIRAL COUPLINGS
MEGACRIMP COUPLINGS
STAINLESS STEEL BRAID COUPLINGS
POWER CRIMP COUPLINGS
FIELD ATTACHABLE - TYPE T COUPLINGS
FIELD ATTACHABLE - C5 COUPLINGS
FIELD ATTACHABLE - LOCK-ON COUPLINGS
C14 COUPLINGS & ASSEMBLIES
GLP & GL COUPLINGS
GLX COUPLINGS
PCTS THERMOPLASTIC COUPLINGS
POLARSEAL COUPLINGS (ACA, ACB, ACC)
POWER STEERING CPLGS. & TOC ASSEMBLIES
ADAPTERS
QUICK DISCONNECT COUPLERS
BALL VALVES
LIVE SWIVELS
ACCESSORIES
AIR BRAKE CPLGS. & ASSEMBLIES
KITS
BRASS

Female SAE Tube O-Ring Nut Swivel - Steel



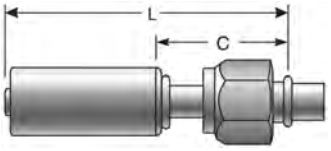

Part No.	Descr.	Prod. No.	⊖ "		L "	C "
G47590-0606S	6ACB-6FTON-S	7332-20855	5/16	5/8-18	2.88	1.63
G47590-0608S	6ACB-8FTON-S	7332-20865	5/16	3/4-16	3.00	1.75
G47590-0806S	8ACB-6FTON-S	7332-20875	13/32	5/8-18	3.00	1.75
G47590-0808S	8ACB-8FTON-S	7332-20885	13/32	3/4-16	3.00	1.75
G47590-1008S	10ACB-8FTON-S	7332-20895	1/2	3/4-16	3.19	1.94
G47590-1010S	10ACB-10FTON-S	7332-20905	1/2	7/8-14	3.19	1.94
G47590-1012S	10ACB-12FTON-S	7332-20915	1/2	1 1/16-14	3.31	2.06
G47590-1210S	12ACB-10FTON-S	7332-20925	5/8	7/8-14	3.31	2.06
G47590-1212S	12ACB-12FTON-S	7332-20935	5/8	1 1/16-14	3.31	2.06

Female SAE Tube O-Ring Nut Swivel - 45° Bent Tube - Aluminum



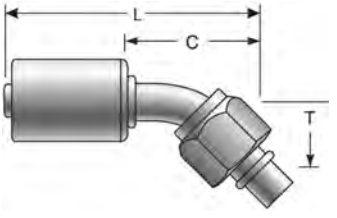

Part No.	Descr.	Prod. No.	⊖ "		T "	L "	C "
G47591-0606	6ACB-6FTON45	7332-51845	5/16	5/8-18	0.63	2.87	1.37
G47591-0806	8ACB-6FTON45	7332-52475	13/32	5/8-18	0.63	3.07	1.57
G47591-0808	8ACB-8FTON45	7332-51855	13/32	3/4-16	0.63	3.07	1.57
G47591-1008	10ACB-8FTON45	7332-52485	1/2	3/4-16	0.88	3.63	2.13
G47591-1010	10ACB-10FTON45	7332-51865	1/2	7/8-14	0.88	3.63	2.13
G47591-1210	12ACB-10FTON45	7332-52495	5/8	7/8-14	0.94	3.94	2.44
G47591-1212	12ACB-12FTON45	7332-51875	5/8	1 1/16-14	0.94	3.94	2.44

Female SAE Tube O-Ring Nut Swivel - 45° Bent Tube - Steel



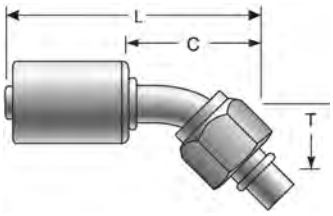

Part No.	Descr.	Prod. No.	⊖ "		T "	L "	C "
G47591-0606S	6ACB-6FTON45-S	7332-20945	5/16	5/8-18	0.56	2.87	1.52
G47591-0806S	8ACB-6FTON45-S	7332-20955	13/32	5/8-18	0.63	3.04	1.79
G47591-0808S	8ACB-8FTON45-S	7332-20965	13/32	3/4-16	0.63	3.07	1.82
G47591-1008S	10ACB-8FTON45-S	7332-20975	1/2	3/4-16	0.88	3.60	2.35
G47591-1010S	10ACB-10FTON45-S	7332-20985	1/2	7/8-14	0.88	3.63	2.38
G47591-1210S	12ACB-10FTON45-S	7332-20995	5/8	7/8-14	0.94	3.91	2.66
G47591-1212S	12ACB-12FTON45-S	7332-21005	5/8	1 1/16-14	0.94	3.94	2.69

Female SAE Tube O-Ring Nut Swivel - 90° Bent Tube - Aluminum



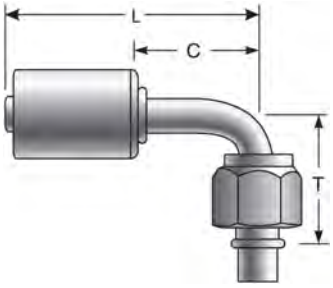

Part No.	Descr.	Prod. No.	⊖ "		T "	L "	C "
G47592-0606	6ACB-6FTON90	7332-51885	5/16	5/8-18	1.12	2.56	1.06
G47592-0608	6ACB-8FTON90	7332-51895	5/16	3/4-16	1.31	2.75	1.25
G47592-0806	8ACB-6FTON90	7332-52455	13/32	5/8-18	1.31	2.75	1.25
G47592-0808	8ACB-8FTON90	7332-51905	13/32	3/4-16	1.31	2.75	1.25
G47592-0810	8ACB-10FTON90	7332-0406	13/32	7/8-14	1.31	2.75	1.25
G47592-1008	10ACB-8FTON90	7332-52215	1/2	3/4-16	1.50	3.00	1.50
G47592-1010	10ACB-10FTON90	7332-51915	1/2	7/8-14	1.50	3.00	1.50
G47592-1012	10ACB-12FTON90	7332-52225	1/2	1 1/16-14	1.75	3.25	1.75
G47592-1210	12ACB-10FTON90	7332-51925	5/8	7/8-14	1.75	3.25	1.75
G47592-1212	12ACB-12FTON90	7332-51935	5/8	1 1/16-14	1.75	3.25	1.75

HOSE/CPLG. SELECTION
EQUIPMENT
HOSE SPECIFICATION
GLOBALSPIRAL COUPLINGS
STAINLESS STEEL SPIRAL COUPLINGS
MEGACRIMP COUPLINGS
STAINLESS STEEL BRAID COUPLINGS
POWER CRIMP COUPLINGS
FIELD ATTACHABLE - TYPE T COUPLINGS
FIELD ATTACHABLE - C5 COUPLINGS
FIELD ATTACHABLE - LOCK-ON COUPLINGS
C14 COUPLINGS & ASSEMBLIES
GLP & GL COUPLINGS
GLX COUPLINGS
PCTS THERMOPLASTIC COUPLINGS
POLARSEAL COUPLINGS (ACA, ACB, ACC)
POWER STEERING CPLGS. & TOC ASSEMBLIES
ADAPTERS
QUICK DISCONNECT COUPLERS
BALL VALVES
LIVE SWIVELS
ACCESSORIES
AIR BRAKE CPLGS. & ASSEMBLIES
KITS
BRASS

Female SAE Tube O-Ring Nut Swivel - 90° Bent Tube - Steel



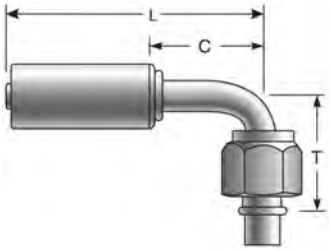

Part No.	Descr.	Prod. No.	⊖ "		T "	L "	C "
G47592-0606S	6ACB-6FTON90-S	7332-21015	5/16	5/8-18	1.12	2.56	1.31
G47592-0608S	6ACB-8FTON90-S	7332-21025	5/16	3/4-16	1.31	2.75	1.50
G47592-0806S	8ACB-6FTON90-S	7332-21035	13/32	5/8-18	1.31	2.75	1.50
G47592-0808S	8ACB-8FTON90-S	7332-21045	13/32	3/4-16	1.31	2.75	1.50
G47592-1008S	10ACB-8FTON90-S	7332-21055	1/2	3/4-16	1.50	3.00	1.75
G47592-1010S	10ACB-10FTON90-S	7332-21065	1/2	7/8-14	1.50	3.00	1.75
G47592-1012S	10ACB-12FTON90-S	7332-21075	1/2	1 1/16-14	1.75	3.25	2.00
G47592-1210S	12ACB-10FTON90-S	7332-21085	5/8	7/8-14	1.75	3.25	2.00
G47592-1212S	12ACB-12FTON90-S	7332-21095	5/8	1 1/16-14	1.75	3.25	2.00

Female SAE Tube O-Ring Nut - 180° Bent Tube - Aluminum



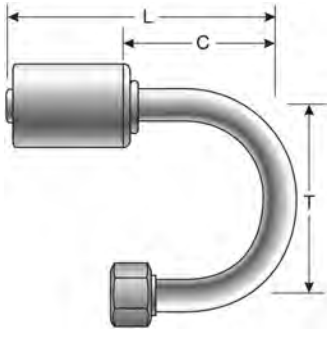

Part No.	Descr.	Prod. No.	⊖ "		T "	L "	C "
G47610-0606	6ACB-6FTON180	7332-52615	5/16	5/8-18	1.65	1.00	2.15
G47610-0808	8ACB-8FTON180	7332-52625	13/32	3/4-16	1.75	1.00	2.25
G47610-1212	12ACB-12FTON180	7332-52635	5/8	1 1/16-14	2.12	1.50	2.94

Female SAE Tube O-Ring Nut - 180° Bent Tube - Steel



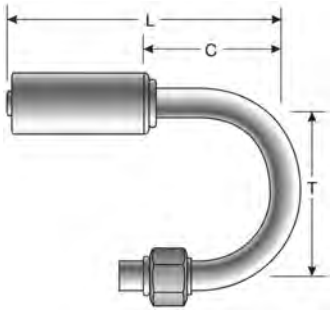

Part No.	Descr.	Prod. No.	⊖ "	≋	T "	L "	C "
G47610-0606S	6ACB-6FTON180-S	7332-21335	5/16	5/8-18	1.63	3.50	2.25
G47610-1010S	10ACB-10FTON180-S	7332-52755	5/8	7/8-14	3.00	4.00	2.50

Female SAE Tube O-Ring Metric Nut Swivel - Aluminum



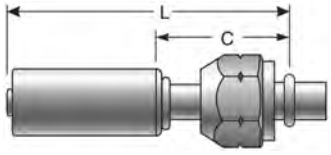

Part No.	Descr.	Prod. No.	⊖ "	≋	L "	C "
G47593-0620	6ACB-20FTOMN	7332-52505	5/16	M18X1.5	2.94	1.44
G47593-0820	8ACB-20FTOMN	7332-52515	13/32	M18X1.5	2.94	1.44
G47593-1022	10ACB-22FTOMN	7332-51945	1/2	M22X1.5	3.19	1.69
G47593-1024	10ACB-24FTOMN	7332-52875	1/2	M24X2.0	3.19	1.69

Female SAE Tube O-Ring Metric Nut Swivel - Steel



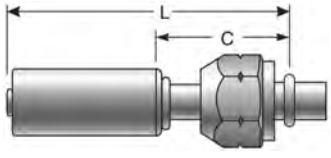

Part No.	Descr.	Prod. No.	⊖ "	≋	L "	C "
G47593-0820S	8ACB-20FTOMN-S	7332-21105	13/32	M20X1.5	2.94	1.69
G47593-1227S	12ACB-27FTOMN-S	7332-21115	5/8	M27X2.0	3.31	2.06

HOSE/CPLG. SELECTION
EQUIPMENT
HOSE SPECIFICATION
GLOBALSPIRAL COUPLINGS
STAINLESS STEEL SPIRAL COUPLINGS
MEGACRIMP COUPLINGS
STAINLESS STEEL BRAID COUPLINGS
POWER CRIMP COUPLINGS
FIELD ATTACHABLE - TYPE T COUPLINGS
FIELD ATTACHABLE - C5 COUPLINGS
FIELD ATTACHABLE - LOCK-ON COUPLINGS
C14 COUPLINGS & ASSEMBLIES
GLP & GL COUPLINGS
GLX COUPLINGS
PCTS THERMOPLASTIC COUPLINGS
POLARSEAL COUPLINGS (ACA, ACB, ACC)
POWER STEERING CPLGS. & TOC ASSEMBLIES
ADAPTERS
QUICK DISCONNECT COUPLERS
BALL VALVES
LIVE SWIVELS
ACCESSORIES
AIR BRAKE CPLGS. & ASSEMBLIES
KITS
BRASS

Female SAE Tube O-Ring Metric Nut Swivel - 45° Bent Tube - Aluminum



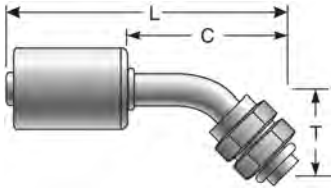

Part No.	Descr.	Prod. No.	⊖ "	≋	T "	L "	C "
G47594-0618	6ACB-18FTOMN45	7332-52525	5/16	M18X1.5	0.69	3.56	2.06
G47594-0620	6ACB-20FTOMN45	7332-52535	5/16	M18X1.5	0.75	3.07	1.57
G47594-0820	8ACB-20FTOMN45	7332-52545	13/32	M18X1.5	0.75	3.75	2.25
G47594-1227	12ACB-27FTOMN45	7332-52555	5/8	M27X2.0	1.00	4.62	3.12

Female SAE Tube O-Ring Metric Nut Swivel - 45° Bent Tube - Steel



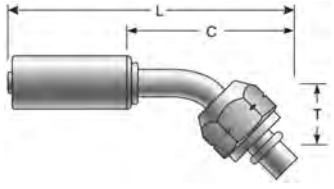

Part No.	Descr.	Prod. No.	⊖ "	≋	T "	L "	C "
G47594-0820S	8ACB-20FTOMN45-S	7332-21125	13/32	M20X1.5	0.75	3.72	2.47
G47594-1227S	12ACB-27FTOMN45-S	7332-21135	5/8	M27X2.0	1.00	4.59	3.34

Female SAE Tube O-Ring Metric Nut Swivel - 90° Bent Tube - Aluminum



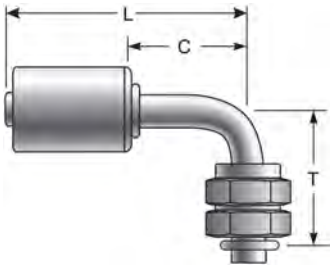

Part No.	Descr.	Prod. No.	⊖ "				T "	L "	C "
G47595-0618	6ACB-18FTOMN90	7332-52565	5/16	M18X1.5	1.12	2.75	1.25
G47595-0820	8ACB-20FTOMN90	7332-52575	13/32	M18X1.5	1.37	2.94	1.44
G47595-1227	12ACB-27FTOMN90	7332-51955	5/8	M27X2.0	1.75	3.38	1.88

Female SAE Tube O-Ring Metric Nut Swivel - 90° Bent Tube - Steel



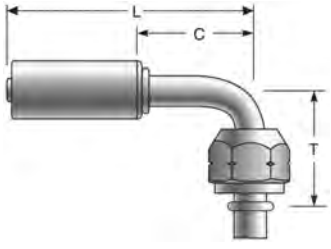

Part No.	Descr.	Prod. No.	⊖ "				T "	L "	C "
G47595-0820S	8ACB-20FTOMN90-S	7332-21145	13/32	M20X1.5	1.37	2.94	1.69
G47595-1227S	12ACB-27FTOMN90-S	7332-21155	5/8	M27X2.0	1.75	3.38	2.13

HOSE/CPLG. SELECTION
EQUIPMENT
HOSE SPECIFICATION
GLOBALSPIRAL COUPLINGS
STAINLESS STEEL SPIRAL COUPLINGS
MEGACRIMP COUPLINGS
STAINLESS STEEL BRAID COUPLINGS
POWER CRIMP COUPLINGS
FIELD ATTACHABLE - TYPE T COUPLINGS
FIELD ATTACHABLE - C5 COUPLINGS
FIELD ATTACHABLE - LOCK-ON COUPLINGS
C14 COUPLINGS & ASSEMBLIES
GLP & GL COUPLINGS
GLX COUPLINGS
PCTS THERMOPLASTIC COUPLINGS
POLARSEAL COUPLINGS (ACA, ACB, ACC)
POWER STEERING CPLGS. & TOC ASSEMBLIES
ADAPTERS
QUICK DISCONNECT COUPLERS
BALL VALVES
LIVE SWIVELS
ACCESSORIES
AIR BRAKE CPLGS. & ASSEMBLIES
KITS
BRASS

Female SAE Tube O-Ring Nut Swivel - 90° Block - Steel



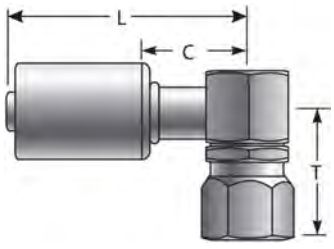

Part No.	Descr.	Prod. No.	⊖ "		T "	L "	C "
G47596-0808S	8ACB-8FTON90BL-S	7332-21165	13/32	3/4-16	0.71	2.44	1.19
G47596-1010S	10ACB-10FTON90BL-S	7332-21175	1/2	7/8-14	0.71	2.50	1.25
G47596-1210S	12ACB-10FTON90BL-S	7332-21185	5/8	7/8-14	0.71	2.62	1.37

Male Inverted O-Ring - Aluminum



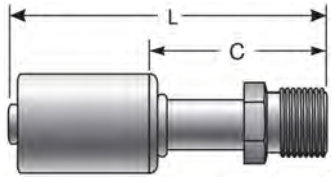

Part No.	Descr.	Prod. No.	⊖ "		L "	C "
G47597-0606	6ACB-6MIO	7332-51965	5/16	5/8-18	2.94	1.44
G47597-0808	8ACB-8MIO	7332-51975	13/32	3/4-16	3.13	1.63
G47597-1010	10ACB-10MIO	7332-51985	1/2	7/8-14	3.62	2.12
G47597-1212	12ACB-12MIO	7332-51995	5/8	1 1/16-14	3.88	2.38

Male Inverted O-Ring - Steel



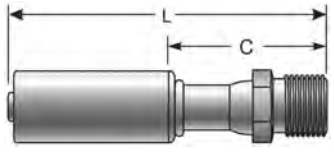

Part No.	Descr.	Prod. No.	⊖ "		L "	C "
G47597-0606S	6ACB-6MIO-S	7332-21195	5/16	5/8-18	2.94	1.69

Parts Continued On Next Page

Male Inverted O-Ring - Steel - Continued

Part No.	Descr.	Prod. No.	⟷ "		L "	C "
G47597-0808S	8ACB-8MIO-S	7332-21205	13/32	3/4-18	3.13	1.88
G47597-1010S	10ACB-10MIO-S	7332-21215	1/2	7/8-14	3.62	2.37
G47597-1212S	12ACB-12MIO-S	7332-21225	5/8	1 1/16-14	3.88	2.63

Male Inverted O-Ring - 45° Bent Tube - Aluminum



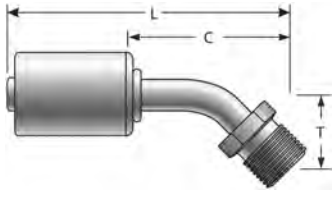

Part No.	Descr.	Prod. No.	⟷ "		T "	L "	C "
G47598-0606	6ACB-6MIO45	7332-52585	5/16	5/8-18	0.75	3.06	1.56
G47598-0808	8ACB-8MIO45	7332-52595	13/32	3/4-16	1.00	3.44	1.94
G47598-1010	10ACB-10MIO45	7332-52605	1/2	7/8-14	1.25	4.00	2.50

Male Inverted O-Ring - 45° Bent Tube - Steel



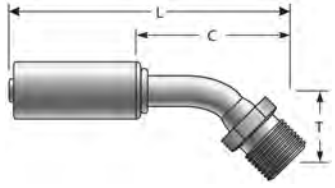

Part No.	Descr.	Prod. No.	⟷ "		T "	L "	C "
G47598-1010S	10ACB-10MIO45-S	7332-21235	1/2	7/8-14	1.25	3.97	2.72

HOSE/CPLG. SELECTION
EQUIPMENT
HOSE SPECIFICATION
GLOBALSPIRAL COUPLINGS
STAINLESS STEEL SPIRAL COUPLINGS
MEGACRIMP COUPLINGS
STAINLESS STEEL BRAID COUPLINGS
POWER CRIMP COUPLINGS
FIELD ATTACHABLE - TYPE T COUPLINGS
FIELD ATTACHABLE - C5 COUPLINGS
FIELD ATTACHABLE - LOCK-ON COUPLINGS
C14 COUPLINGS & ASSEMBLIES
GLP & GL COUPLINGS
GLX COUPLINGS
PCTS THERMOPLASTIC COUPLINGS
POLARSEAL COUPLINGS (ACA, ACB, ACC)
POWER STEERING CPLGS. & TOC ASSEMBLIES
ADAPTERS
QUICK DISCONNECT COUPLERS
BALL VALVES
LIVE SWIVELS
ACCESSORIES
AIR BRAKE CPLGS. & ASSEMBLIES
KITS
BRASS

Male Inverted O-Ring - 90° Bent Tube - Aluminum



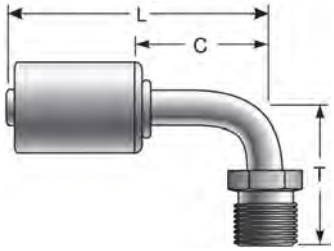

Part No.	Descr.	Prod. No.	⊖ "	||| T "	L "	C "
G47599-0606	6ACB-6MIO90	7332-52005	5/16	5/8-18	1.50	2.56	1.06
G47599-0808	8ACB-8MIO90	7332-52015	13/32	3/4-16	1.75	2.75	1.25
G47599-1010	10ACB-10MIO90	7332-52025	1/2	7/8-14	2.00	3.00	1.50

Male Inverted O-Ring - 90° Bent Tube - Steel



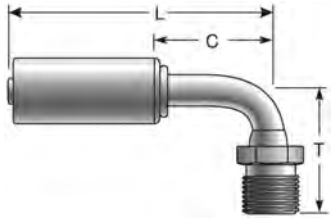

Part No.	Descr.	Prod. No.	⊖ "	||| T "	L "	C "
G47599-0606S	6ACB-6MIO90-S	7332-21245	5/16	5/8-18	1.50	2.56	1.31
G47599-0808S	8ACB-8MIO90-S	7332-21255	13/32	3/4-18	1.75	2.75	1.50
G47599-1010S	10ACB-10MIO90-S	7332-21265	1/2	7/8-14	2.00	3.00	1.75

Male Inverted O-Ring Bulkhead - Steel



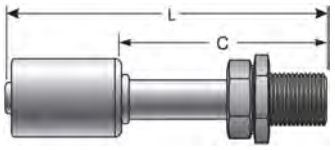

Part No.	Descr.	Prod. No.	⊖ "				L "	C "
G47600-0606S	6ACB-6MIOBKHD-S	7332-21275	5/16	5/8-18		4.00	2.75
G47600-0808S	8ACB-8MIOBKHD-S	7332-21285	13/32	3/4-18		4.25	3.00
G47600-1010S	10ACB-10MIOBKHD-S	7332-21295	1/2	7/8-14		4.44	3.19

Male Inverted O-Ring Bulkhead - 90° Bent Tube - Steel



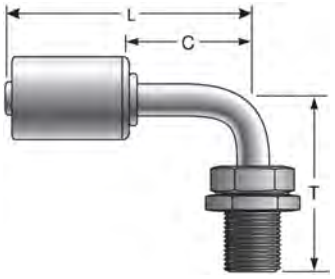

Part No.	Descr.	Prod. No.	⊖ "		T "	L "	C "
G47602-0606S	6ACB-6MIOBKHD90-S	7332-21305	5/16	5/8-18	2.12	3.13	1.88
G47602-0808S	8ACB-8MIOBKHD90-S	7332-21315	13/32	3/4-18	2.44	3.25	2.00
G47602-1010S	10ACB-10MIOBKHD90-S	7332-21325	1/2	7/8-14	2.50	3.50	2.25

HOSE/CPLG. SELECTION
EQUIPMENT
HOSE SPECIFICATION
GLOBALSPIRAL COUPLINGS
STAINLESS STEEL SPIRAL COUPLINGS
MEGACRIMP COUPLINGS
STAINLESS STEEL BRAID COUPLINGS
POWER CRIMP COUPLINGS
FIELD ATTACHABLE - TYPE T COUPLINGS
FIELD ATTACHABLE - C5 COUPLINGS
FIELD ATTACHABLE - LOCK-ON COUPLINGS
C14 COUPLINGS & ASSEMBLIES
GLP & GL COUPLINGS
GLX COUPLINGS
PCTS THERMOPLASTIC COUPLINGS
POLARSEAL COUPLINGS (ACA, ACB, ACC)
POWER STEERING CPLGS. & TOC ASSEMBLIES
ADAPTERS
QUICK DISCONNECT COUPLERS
BALL VALVES
LIVE SWIVELS
ACCESSORIES
AIR BRAKE CPLGS. & ASSEMBLIES
KITS
BRASS

Universal Tee O-Ring Splicer English Threads - Aluminum



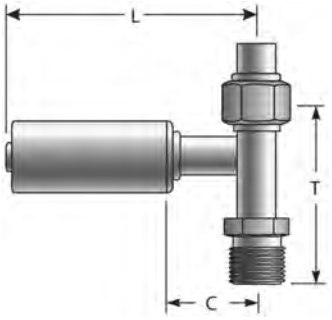

Part No.	Descr.	Prod. No.	⟷ "		T "	L "	C "
G47614-0606	6ACB-6TORSP	7332-53125	5/16	5/8-18	2.25	2.50	1.00
G47614-1010	10ACB-10TORSP	7332-52645	1/2	7/8-14	3.33	2.75	1.25
G47614-1012	10ACB-12TORSP	7332-53135	1/2	1 1/16-14	3.88	2.94	1.44

Male (Ford) Spring Lock - Aluminum



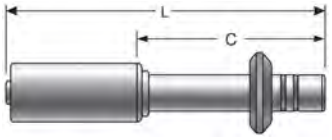

Part No.	Descr.	Prod. No.	⟷ "	L "	C "
G47950-0606	6ACB-6MSL	7332-52035	5/16	3.81	2.31
G47950-0808	8ACB-8MSL	7332-52045	13/32	3.88	2.38
G47950-1010	10ACB-10MSL	7332-52055	1/2	4.00	2.50

Male (Ford) Spring Lock - 45° Bent Tube - Aluminum



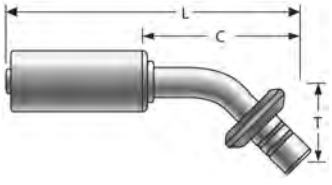

Part No.	Descr.	Prod. No.	⟷ "	T "	L "	C "
G47949-0606	6ACB-6MSL45	7332-52655	5/16	1.25	4.00	2.50

Parts Continued On Next Page

Male (Ford) Spring Lock - 45° Bent Tube - Aluminum - Continued

Part No.	Descr.	Prod. No.	⟷ "	T "	L "	C "
G47949-0808	8ACB-8MSL45	7332-52665	13/32	1.31	4.12	2.62
G47949-1010	10ACB-10MSL45	7332-52675	1/2	1.63	4.51	3.01
G47949-1210	12ACB-10MSL45	7332-53155	5/8	1.63	4.51	3.01
G47949-1212	12ACB-12MSL45	7332-52685	5/8	1.75	4.75	3.25

Male (Ford) Spring Lock - 90° Bent Tube - Aluminum



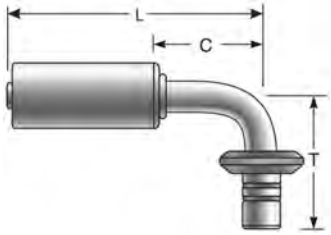

Part No.	Descr.	Prod. No.	⟷ "	T "	L "	C "
G47951-0606	6ACB-6MSL90	7332-52905	5/16	2.19	2.88	1.38
G47951-0608	6ACB-8MSL90	7332-52275	5/16	2.38	3.31	1.81
G47951-0808	8ACB-8MSL90	7332-52255	13/32	2.38	2.94	1.44
G47951-1010	10ACB-10MSL90	7332-52265	1/2	2.50	3.13	1.63
G47951-1210	12ACB-10MSL90	7332-52915	5/8	2.50	3.13	1.63

Hose Splicer with R12 Thread Service Port - Aluminum



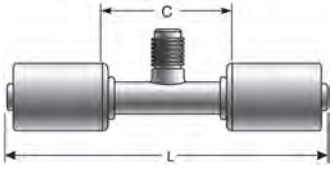

Part No.	Descr.	Prod. No.	⟷ "	L "	C "
G47954-0606	6ACB-R12SP	7332-52065	5/16	4.50	1.50
G47954-1010	10ACB-R12SP	7332-52075	1/2	4.63	1.63
G47954-1212	12ACB-R12SP	7332-52085	5/8	4.75	1.75

HOSE/CPLG. SELECTION
EQUIPMENT
HOSE SPECIFICATION
GLOBALSPIRAL COUPLINGS
STAINLESS STEEL SPIRAL COUPLINGS
MEGACRIMP COUPLINGS
STAINLESS STEEL BRAID COUPLINGS
POWER CRIMP COUPLINGS
FIELD ATTACHABLE - TYPE T COUPLINGS
FIELD ATTACHABLE - C5 COUPLINGS
FIELD ATTACHABLE - LOCK-ON COUPLINGS
C14 COUPLINGS & ASSEMBLIES
GLP & GL COUPLINGS
GLX COUPLINGS
PCTS THERMOPLASTIC COUPLINGS
POLARSEAL COUPLINGS (ACA, ACB, ACC)
POWER STEERING CPLGS. & TOC ASSEMBLIES
ADAPTERS
QUICK DISCONNECT COUPLERS
BALL VALVES
LIVE SWIVELS
ACCESSORIES
AIR BRAKE CPLGS. & ASSEMBLIES
KITS
BRASS

Hose Splicer with R12 Thread Service Port - Steel



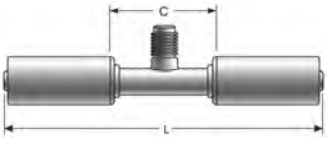

Part No.	Descr.	Prod. No.	⊖ "	L "	C "
G47954-0606S	6ACB-R12SP-S	7332-21345	5/16	4.00	2.00
G47954-0808S	8ACB-R12SP-S	7332-21355	13/32	4.50	2.00
G47954-1010S	10ACB-R12SP-S	7332-21365	1/2	4.63	2.13

Hose Splicer with R134a Service Port - Aluminum



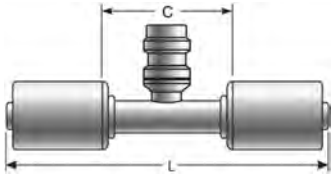

Part No.	Descr.	Prod. No.	⊖ "	L "	C "
G47956-0606	6ACB-R134SP	7332-52095	5/16	4.50	1.50
G47956-0808	8ACB-R134SP	7332-52105	13/32	4.50	1.50
G47956-1010	10ACB-R134SP	7332-52115	1/2	4.63	1.63
G47956-1212	12ACB-R134SP	7332-52125	5/8	4.75	1.75

Hose Splicer with R134a Service Port - Steel



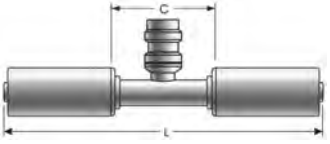

Part No.	Descr.	Prod. No.	⊖ "	L "	C "
G47956-0606S	6ACB-R134SP-S	7332-21375	5/16	4.50	2.00
G47956-0808S	8ACB-R134SP-S	7332-21385	13/32	4.50	2.00
G47956-1010S	10ACB-R134SP-S	7332-21395	1/2	4.63	2.13
G47956-1212S	12ACB-R134SP-S	7332-21405	5/8	4.75	2.25

Compressor Female SAE Tube O-Ring Nut Swivel - 90° Bent Tube - Steel



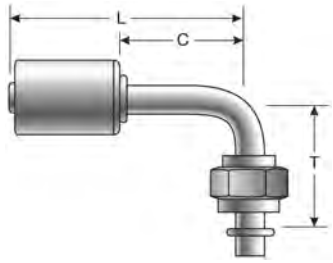

Part No.	Descr.	Prod. No.	⊖ "		T "	L "	C "
G47958-0606S	6ACB-6CFTON90-S	7332-21415	5/16	5/8-18	0.84	0.94	2.44
G47958-1010S	10ACB-10CFTON90-S	7332-21425	1/2	1-14	0.84	0.94	2.63

Compressor Female Tube O-Ring Nut with 134a Service Port - 90° Block - Steel



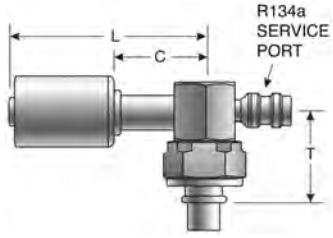

Part No.	Descr.	Prod. No.	⊖ "		T "	L "	C "
G47960-0810S	8ACB-10CFTON134SP90BL-S	7332-21435	13/32	1-14	0.78	2.45	1.20
G47960-1010S	10ACB-10CFTON134SP90BL-S	7332-21445	1/2	1-14	0.78	2.51	1.26
G47960-1210S	12ACB-10CFTON134SP90BL-S	7332-21455	5/8	1-14	0.78	2.67	1.42

HOSE/CPLG. SELECTION
EQUIPMENT
HOSE SPECIFICATION
GLOBALSPIRAL COUPLINGS
STAINLESS STEEL SPIRAL COUPLINGS
MEGACRIMP COUPLINGS
STAINLESS STEEL BRAID COUPLINGS
POWER CRIMP COUPLINGS
FIELD ATTACHABLE - TYPE T COUPLINGS
FIELD ATTACHABLE - C5 COUPLINGS
FIELD ATTACHABLE - LOCK-ON COUPLINGS
C14 COUPLINGS & ASSEMBLIES
GLP & GL COUPLINGS
GLX COUPLINGS
PCTS THERMOPLASTIC COUPLINGS
POLARSEAL COUPLINGS (ACA, ACB, ACC)
POWER STEERING CPLGS. & TOC ASSEMBLIES
ADAPTERS
QUICK DISCONNECT COUPLERS
BALL VALVES
LIVE SWIVELS
ACCESSORIES
AIR BRAKE CPLGS. & ASSEMBLIES
KITS
BRASS

Male Flareless Assembly





Part No.	Descr.	Prod. No.	⟷ "
G46510-0606	6ACC-6MFA	7332-51355	5/16
G46510-0808	8ACC-8MFA	7332-51365	13/32
G46510-1010	10ACC-10MFA	7332-51375	1/2
G46510-1212	12ACC-12MFA	7332-51385	5/8

Male Flareless Assembly - 90° Block



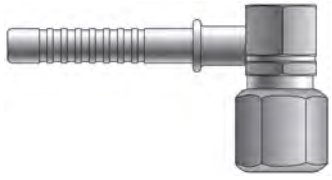

Part No.	Descr.	Prod. No.	⟷ "
G46511-0606	6ACC-6MFA90	7332-51395	5/16
G46511-0808	8ACC-8MFA90	7332-51405	13/32
G46511-1010	10ACC-10MFA90	7332-51415	1/2
G46511-1212	12ACC-12MFA90	7332-51425	5/8

Female Braze-On Stems





Part No.	Descr.	Prod. No.	⟷ "
G46527-0606	6ACC-6FBO	7332-51165	5/16
G46527-0808	8ACC-8FBO	7332-51175	13/32
G46527-1010	10ACC-10FBO	7332-51185	1/2
G46527-1210	12ACC-10FBO	7332-51345	5/8
G46527-1212	12ACC-12FBO	7332-51195	5/8
G46527-1216	12ACC-16FBO	7332-51205	5/8

Splicer





Part No.	Descr.	Prod. No.	⟷ "
G46535-0606	6ACC-6HLE	7332-50915	5/16
G46535-0808	8ACC-8HLE	7332-50925	13/32
G46535-1010	10ACC-10HLE	7332-50935	1/2
G46535-1212	12ACC-12HLE	7332-50945	5/8

HOSE/CPLG. SELECTION
EQUIPMENT
HOSE SPECIFICATION
GLOBALSPIRAL COUPLINGS
STAINLESS STEEL SPIRAL COUPLINGS
MEGACRIMP COUPLINGS
STAINLESS STEEL BRAID COUPLINGS
POWER CRIMP COUPLINGS
FIELD ATTACHABLE - TYPE T COUPLINGS
FIELD ATTACHABLE - C5 COUPLINGS
FIELD ATTACHABLE - LOCK-ON COUPLINGS
C14 COUPLINGS & ASSEMBLIES
GLP & GL COUPLINGS
GLX COUPLINGS
PCTS THERMOPLASTIC COUPLINGS
POLARSEAL COUPLINGS (ACA, ACB, ACC)
POWER STEERING CPLGS. & TOC ASSEMBLIES
ADAPTERS
QUICK DISCONNECT COUPLERS
BALL VALVES
LIVE SWIVELS
ACCESSORIES
AIR BRAKE CPLGS. & ASSEMBLIES
KITS
BRASS

T Splicer





Part No.	Descr.	Prod. No.	⟷ "
G46539-0606	6ACC-6HLET	7332-51085	5/16
G46539-0808	8ACC-8HLET	7332-51095	13/32
G46539-1010	10ACC-10HLET	7332-51105	1/2
G46539-1212	12ACC-12HLET	7332-51115	5/8

Y Splicer



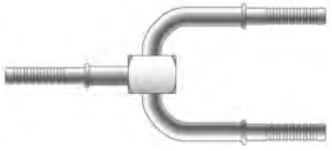

Part No.	Descr.	Prod. No.	⟷ "
G46542-0808	8ACC-8HLEY	7332-51135	13/32
G46542-1010	10ACC-10HLEY	7332-51145	1/2
G46542-1212	12ACC-12HLEY	7332-51155	5/8

Male SAE Tube O-Ring Nut Swivel





Part No.	Descr.	Prod. No.	⟷ "			
G46583-0606	6ACC-6MTON	7332-50525	5/16	5/8-18

Parts Continued On Next Page

Male SAE Tube O-Ring Nut Swivel - Continued

Part No.	Descr.	Prod. No.	⟷ "	
G46583-0806	8ACC-6MTON	7332-50585	13/32	5/8-18
G46583-0808	8ACC-8MTON	7332-50535	13/32	3/4-16
G46583-1010	10ACC-10MTON	7332-50545	1/2	7/8-14
G46583-1210	12ACC-10MTON	7332-50595	5/8	7/8-14
G46583-1212	12ACC-12MTON	7332-50565	5/8	1 1/16-14
G46583-1610	16ACC-10MTON	7332-50555	7/8	7/8-14
G46583-1612	16ACC-12MTON	7332-50575	7/8	1 1/16-14

Male SAE Tube O-Ring Nut - 45° Bent Tube





Part No.	Descr.	Prod. No.	⟷ "	
G46584-0606	6ACC-6MTON45	7332-50605	5/16	5/8-18
G46584-1210	12ACC-10MTON45	7332-50615	5/8	7/8-14

Male SAE Tube O-Ring Nut - 90° Bent Tube



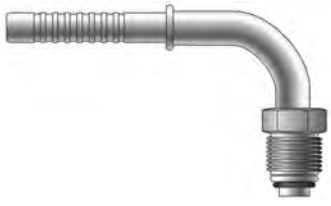

Part No.	Descr.	Prod. No.	⟷ "	
G46585-0606	6ACC-6MTON90	7332-50625	5/16	5/8-18
G46585-0806	8ACC-6MTON90	7332-50665	13/32	5/8-18
G46585-0808	8ACC-8MTON90	7332-50635	13/32	3/4-16
G46585-1008	10ACC-8MTON90	7332-50675	1/2	3/4-16
G46585-1010	10ACC-10MTON90	7332-50645	1/2	7/8-14
G46585-1210	12ACC-10MTON90	7332-50685	5/8	7/8-14
G46585-1212	12ACC-12MTON90	7332-50655	5/8	1 1/16-14

HOSE/CPLG. SELECTION
EQUIPMENT
HOSE SPECIFICATION
GLOBALSPIRAL COUPLINGS
STAINLESS STEEL SPIRAL COUPLINGS
MEGACRIMP COUPLINGS
STAINLESS STEEL BRAID COUPLINGS
POWER CRIMP COUPLINGS
FIELD ATTACHABLE - TYPE T COUPLINGS
FIELD ATTACHABLE - C5 COUPLINGS
FIELD ATTACHABLE - LOCK-ON COUPLINGS
C14 COUPLINGS & ASSEMBLIES
GLP & GL COUPLINGS
GLX COUPLINGS
PCTS THERMOPLASTIC COUPLINGS
POLARSEAL COUPLINGS (ACA, ACB, ACC)
POWER STEERING CPLGS. & TOC ASSEMBLIES
ADAPTERS
QUICK DISCONNECT COUPLERS
BALL VALVES
LIVE SWIVELS
ACCESSORIES
AIR BRAKE CPLGS. & ASSEMBLIES
KITS
BRASS

Male O-Ring (MOR) - 180° Bent Tube





Part No.	Descr.	Prod. No.	⊖ "	
G46578-0606	6ACC-6MTON180	7332-50895	5/16	5/8-18

Male O-Ring (MOR) with Switch or Service Port - 90° Bent Tube



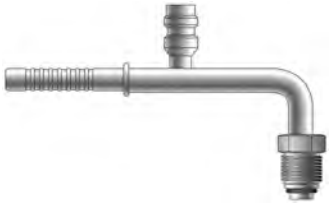

Part No.	Descr.	Prod. No.	⊖ "	
G46582-0808H	8ACC-8MTON90134SWPH	7332-50695	13/32	3/4-16

Straight Female O-Ring with Switch Port





Part No.	Descr.	Prod. No.	⊖ "	
G46588-0808P	8ACC-8FTONSWP	7332-50125	13/32	3/4-16
G46588-1210M	12ACC-10FTONMSWP	7332-50215	5/8	7/8-14
G46588-1212M	12ACC-12FTONMSWP	7332-50185	5/8	1 1/16-14
G46588-1212P	12ACC-12FTONSWP	7332-50165	5/8	1 1/16-14

Straight Female O-Ring with R134 Service Port





Part No.	Descr.	Prod. No.	⊖ "	
G46588-0808H	8ACC-8FTON134SPH	7332-50135	13/32	3/4-16
G46588-1008H	10ACC-8FTON134SPH	7332-50195	1/2	3/4-16
G46588-1010L	10ACC-10FTON134SPL	7332-50145	1/2	7/8-14
G46588-1210L	12ACC-10FTON134SPL	7332-50205	5/8	7/8-14
G46588-1212L	12ACC-12FTON134SPL	7332-50175	5/8	1 1/16-14
G46588-1610L	16ACC-10FTON134SPL	7332-50155	7/8	7/8-14

Female O-Ring with Switch Port - 90° Bent Tube





Part No.	Descr.	Prod. No.	⊖ "	
G46589-0808P	8ACC-8FTONSWP90	7332-50405	13/32	3/4-16
G46589-1008P	10ACC-8FTONSWP90	7332-50475	1/2	3/4-16

HOSE/CPLG. SELECTION
EQUIPMENT
HOSE SPECIFICATION
GLOBALSPIRAL COUPLINGS
STAINLESS STEEL SPIRAL COUPLINGS
MEGACRIMP COUPLINGS
STAINLESS STEEL BRAID COUPLINGS
POWER CRIMP COUPLINGS
FIELD ATTACHABLE - TYPE T COUPLINGS
FIELD ATTACHABLE - C5 COUPLINGS
FIELD ATTACHABLE - LOCK-ON COUPLINGS
C14 COUPLINGS & ASSEMBLIES
GLP & GL COUPLINGS
GLX COUPLINGS
PCTS THERMOPLASTIC COUPLINGS
POLARSEAL COUPLINGS (ACA, ACB, ACC)
POWER STEERING CPLGS. & TOC ASSEMBLIES
ADAPTERS
QUICK DISCONNECT COUPLERS
BALL VALVES
LIVE SWIVELS
ACCESSORIES
AIR BRAKE CPLGS. & ASSEMBLIES
KITS
BRASS

Female O-Ring with Switch Port M - 90° Bent Tube





Part No.	Descr.	Prod. No.	⟷ "	
G46589-1010M	10ACC-10FTONMSWP90	7332-50435	1/2	7/8-14

Female O-Ring with Switch Port - 90° Bent Tube





Part No.	Descr.	Prod. No.	⟷ "	
G46589-1210P	12ACC-10FTONMSWP90	7332-50495	5/8	7/8-14
G46589-1212M	12ACC-12FTONMSWP90	7332-50465	5/8	1 1/16-14
G46589-1212P	12ACC-12FTONSWP90	7332-50455	5/8	1 1/16-14

Female O-Ring with R134 Service Port - 90° Bent Tube





Part No.	Descr.	Prod. No.	⟷ "	
G46589-0608H	6ACC-8FTON134SPH90	7332-50505	5/16	3/4-16
G46589-0808H	8ACC-8FTON134SPH90	7332-50415	13/32	3/4-16
G46589-1008H	10ACC-8FTON134SPH90	7332-50485	1/2	3/4-16
G46589-1010H	10ACC-10FTON134SPH90	7332-50445	1/2	7/8-14
G46589-1010L	10ACC-10FTON134SPL90	7332-50425	1/2	7/8-14
G46589-1210L	12ACC-10FTON134SPL90	7332-50515	5/8	7/8-14

Female SAE Tube O-Ring Nut Swivel





Part No.	Descr.	Prod. No.	⟷ "	
G46590-0606	6ACC-6FTON	7332-50015	5/16	5/8-18
G46590-0608	6ACC-8FTON	7332-50105	5/16	3/4-16
G46590-0806	8ACC-6FTON	7332-50075	13/32	5/8-18
G46590-0808	8ACC-8FTON	7332-50025	13/32	3/4-16
G46590-0810	8ACC-10FTON	7332-50115	13/32	7/8-14
G46590-1008	10ACC-8FTON	7332-50085	1/2	3/4-16
G46590-1010	10ACC-10FTON	7332-50035	1/2	7/8-14
G46590-1210	12ACC-10FTON	7332-50095	5/8	7/8-14
G46590-1212	12ACC-12FTON	7332-50055	5/8	1 1/16-14
G46590-1610	16ACC-10FTON	7332-50045	7/8	7/8-14
G46590-1612	16ACC-12FTON	7332-50065	7/8	1 1/16-14

HOSE/CPLG. SELECTION
EQUIPMENT
HOSE SPECIFICATION
GLOBALSPIRAL COUPLINGS
STAINLESS STEEL SPIRAL COUPLINGS
MEGACRIMP COUPLINGS
STAINLESS STEEL BRAID COUPLINGS
POWER CRIMP COUPLINGS
FIELD ATTACHABLE - TYPE T COUPLINGS
FIELD ATTACHABLE - C5 COUPLINGS
FIELD ATTACHABLE - LOCK-ON COUPLINGS
C14 COUPLINGS & ASSEMBLIES
GLP & GL COUPLINGS
GLX COUPLINGS
PCTS THERMOPLASTIC COUPLINGS
POLARSEAL COUPLINGS (ACA, ACB, ACC)
POWER STEERING CPLGS. & TOC ASSEMBLIES
ADAPTERS
QUICK DISCONNECT COUPLERS
BALL VALVES
LIVE SWIVELS
ACCESSORIES
AIR BRAKE CPLGS. & ASSEMBLIES
KITS
BRASS

Female SAE Tube O-Ring Nut Swivel - 45° Bent Tube





Part No.	Descr.	Prod. No.	⟷ "	
G46591-0606	6ACC-6FTON45	7332-50225	5/16	5/8-18
G46591-0808	8ACC-8FTON45	7332-50235	13/32	3/4-16
G46591-1008	10ACC-8FTON45	7332-50275	1/2	3/4-16
G46591-1010	10ACC-10FTON45	7332-50245	1/2	7/8-14
G46591-1210	12ACC-10FTON45	7332-50285	5/8	7/8-14
G46591-1212	12ACC-12FTON45	7332-50255	5/8	1 1/16-14
G46591-1612	16ACC-12FTON45	7332-50265	7/8	1 1/16-14

Female SAE Tube O-Ring Nut Swivel - 90° Bent Tube





Part No.	Descr.	Prod. No.	⟷ "	
G46592-0606	6ACC-6FTON90	7332-50295	5/16	5/8-18
G46592-0608	6ACC-8FTON90	7332-50385	5/16	3/4-16
G46592-0806	8ACC-6FTON90	7332-50355	13/32	5/8-18
G46592-0808	8ACC-8FTON90	7332-50305	13/32	3/4-16
G46592-0810	8ACC-10FTON90	7332-50395	13/32	7/8-14
G46592-1008	10ACC-8FTON90	7332-50365	1/2	3/4-16
G46592-1010	10ACC-10FTON90	7332-50315	1/2	7/8-14
G46592-1210	12ACC-10FTON90	7332-50375	5/8	7/8-14
G46592-1212	12ACC-12FTON90	7332-50335	5/8	1 1/16-14
G46592-1610	16ACC-10FTON90	7332-50325	7/8	7/8-14
G46592-1612	16ACC-12FTON90	7332-50345	7/8	1 1/16-14

Female SAE Tube O-Ring Metric Nut Swivel





Part No.	Descr.	Prod. No.	⟷ "	
G46593-0820	8ACC-20FTOMN	7332-51215	13/32	M20X1.5

Female SAE Tube O-Ring Metric Nut Swivel - 90° Bent Tube





Part No.	Descr.	Prod. No.	⟷ "	
G46595-0820	8ACC-20FTOMN90	7332-51245	13/32	M20X1.5
G46595-1227	12ACC-27FTOMN90	7332-51255	5/8	M27X2.0

HOSE/CPLG. SELECTION
EQUIPMENT
HOSE SPECIFICATION
GLOBALSPIRAL COUPLINGS
STAINLESS STEEL SPIRAL COUPLINGS
MEGACRIMP COUPLINGS
STAINLESS STEEL BRAID COUPLINGS
POWER CRIMP COUPLINGS
FIELD ATTACHABLE - TYPE T COUPLINGS
FIELD ATTACHABLE - C5 COUPLINGS
FIELD ATTACHABLE - LOCK-ON COUPLINGS
C14 COUPLINGS & ASSEMBLIES
GLP & GL COUPLINGS
GLX COUPLINGS
PCTS THERMOPLASTIC COUPLINGS
POLARSEAL COUPLINGS (ACA, ACB, ACC)
POWER STEERING CPLGS. & TOC ASSEMBLIES
ADAPTERS
QUICK DISCONNECT COUPLERS
BALL VALVES
LIVE SWIVELS
ACCESSORIES
AIR BRAKE CPLGS. & ASSEMBLIES
KITS
BRASS

Metric Female O-Ring (FOR) with Switch or Service Port - 90° Bent Tube





Part No.	Descr.	Prod. No.	⊖ "	
G46963-0610	6ACC-10FTOMN90134SPH	7332-51265	5/16	M10X1.5

Male Inverted O-Ring





Part No.	Descr.	Prod. No.	⊖ "	
G46597-0606	6ACC-6MIO	7332-50795	5/16	5/8-18
G46597-0806	8ACC-6MIO	7332-50815	13/32	5/8-18
G46597-0808	8ACC-8MIO	7332-50805	13/32	3/4-16
G46597-1210	12ACC-10MIO	7332-50825	5/8	7/8-14

Male Inverted O-Ring - 90° Bent Tube





Part No.	Descr.	Prod. No.	⟷ "	
G46599-0606	6ACC-6MIO90	7332-50835	5/16	5/8-18
G46599-0806	8ACC-6MIO90	7332-50865	13/32	5/8-18
G46599-0808	8ACC-8MIO90	7332-50845	13/32	3/4-16
G46599-1008	10ACC-8MIO90	7332-50875	1/2	3/4-16
G46599-1010	10ACC-10MIO90	7332-50855	1/2	7/8-14

Metric Male Insert O-Ring (MIO)





Part No.	Descr.	Prod. No.	⟷ "	
G46965-1020	10ACC-20MIOM	7332-51285	1/2	M20X1.5

HOSE/CPLG. SELECTION
EQUIPMENT
HOSE SPECIFICATION
GLOBALSPIRAL COUPLINGS
STAINLESS STEEL SPIRAL COUPLINGS
MEGACRIMP COUPLINGS
STAINLESS STEEL BRAID COUPLINGS
POWER CRIMP COUPLINGS
FIELD ATTACHABLE - TYPE T COUPLINGS
FIELD ATTACHABLE - C5 COUPLINGS
FIELD ATTACHABLE - LOCK-ON COUPLINGS
C14 COUPLINGS & ASSEMBLIES
GLP & GL COUPLINGS
GLX COUPLINGS
PCTS THERMOPLASTIC COUPLINGS
POLARSEAL COUPLINGS (ACA, ACB, ACC)
POWER STEERING CPLGS. & TOC ASSEMBLIES
ADAPTERS
QUICK DISCONNECT COUPLERS
BALL VALVES
LIVE SWIVELS
ACCESSORIES
AIR BRAKE CPLGS. & ASSEMBLIES
KITS
BRASS

Male Inverted O-Ring Bulkhead





Part No.	Descr.	Prod. No.	⊖ "	
G46600-0606	6ACC-6MIOBKHD	7332-50705	5/16	5/8-18
G46600-0808	8ACC-8MIOBKHD	7332-50715	13/32	3/4-16
G46600-1010	10ACC-10MIOBKHD	7332-50725	1/2	7/8-14
G46600-1210	12ACC-10MIOBKHD	7332-50745	5/8	7/8-14
G46600-1612	16ACC-12MIOBKHD	7332-50735	7/8	1 1/16-14

Male Inverted O-Ring Bulkhead - 90° Bent Tube





Part No.	Descr.	Prod. No.	⊖ "	
G46602-0808	8ACC-8MIOBKHD90	7332-50765	13/32	3/4-16
G46602-1010	10ACC-10MIOBKHD90	7332-50775	1/2	7/8-14
G46602-1210	12ACC-10MIOBKHD90	7332-50785	5/8	7/8-14

Splicer with R134 Service Port H





Part No.	Descr.	Prod. No.	⟷ "
G46956-0606H	6ACC-6HLE134SPH	7332-50965	5/16
G46956-0808H	8ACC-8HLE134SPH	7332-50985	13/32
G46956-1010H	10ACC-10HLE134SPH	7332-51035	1/2

Splicer with R134 Service Port L





Part No.	Descr.	Prod. No.	⟷ "
G46956-1010L	10ACC-10HLE134SPL	7332-51015	1/2
G46956-1212L	12ACC-12HLE134SPL	7332-51055	5/8
G46956-1616L	16ACC-16HLE134SPL	7332-51075	7/8

Splicer with Switch Port M





Part No.	Descr.	Prod. No.	⟷ "
G46956-0808M	8ACC-8HLEMSWP	7332-50995	13/32
G46956-1010M	10ACC-10HLEMSWP	7332-51025	1/2
G46956-1212M	12ACC-12HLEMSWP	7332-51065	5/8

HOSE/CPLG. SELECTION
EQUIPMENT
HOSE SPECIFICATION
GLOBALSPIRAL COUPLINGS
STAINLESS STEEL SPIRAL COUPLINGS
MEGACRIMP COUPLINGS
STAINLESS STEEL BRAID COUPLINGS
POWER CRIMP COUPLINGS
FIELD ATTACHABLE - TYPE T COUPLINGS
FIELD ATTACHABLE - C5 COUPLINGS
FIELD ATTACHABLE - LOCK-ON COUPLINGS
C14 COUPLINGS & ASSEMBLIES
GLP & GL COUPLINGS
GLX COUPLINGS
PCTS THERMOPLASTIC COUPLINGS
POLARSEAL COUPLINGS (ACA, ACB, ACC)
POWER STEERING CPLGS. & TOC ASSEMBLIES
ADAPTERS
QUICK DISCONNECT COUPLERS
BALL VALVES
LIVE SWIVELS
ACCESSORIES
AIR BRAKE CPLGS. & ASSEMBLIES
KITS
BRASS

Splicer with Switch Port P





Part No.	Descr.	Prod. No.	⟷ "
G46956-0606P	6ACC-6HLESWP	7332-50955	5/16
G46956-0808P	8ACC-8HLESWP	7332-50975	13/32
G46956-1010P	10ACC-10HLESWP	7332-51005	1/2
G46956-1212P	12ACC-12HLESWP	7332-51045	5/8

PolarSeal™ Clamp Assemblies





Part No.	Descr.	Prod. No.	⟷ "
G46995-0006	6CLAMP	7332-51295	0.32
G46995-0008	8CLAMP	7332-51305	0.43
G46995-0010	10CLAMP	7332-51315	0.51
G46995-0012	12CLAMP	7332-51325	0.64
G46995-0016	16CLAMP	7332-51335	0.88

SAE Male Flareless (includes Sleeve and Nut)



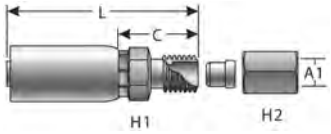

Part No.	Descr.	Prod. No.	⊖			H1	H2	L		C		A1
			"	mm		"	"	"	mm	"	mm	"
G50510-0604	6PS-4MFA	7334-28615	3/8	9.5	7/16-20	11/16	9/16	2.37	60.2	1.00	25.4	0.25
G50510-0605	6PS-5MFA	7334-28625	3/8	9.5	1/2-20	11/16	5/8	2.37	60.2	1.00	25.4	0.31
G50510-0606	6PS-6MFA	7334-28635	3/8	9.5	9/16-18	11/16	11/16	2.39	60.7	1.01	25.7	0.38

SAE Metric Male Flareless (includes Sleeve and Nut)



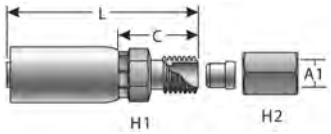

Part No.	Descr.	Prod. No.	⊖			H1	H2	L		C		A1
			"	mm		"	"	"	mm	"	mm	mm
G50510-0608	6PSM-8MFA	7334-28935	3/8	9.5	3/4-16	11/16	11/16	2.31	58.7	0.93	23.6	8.0
G50510-0610	6PSM-10MFA	7334-28945	3/8	9.5	7/8-14	11/16	3/4	2.35	59.7	0.97	24.6	10.0
G50510-0612	6PSM-12MFA	7334-28955	3/8	9.5	1 1/16-12	3/4	7/8	2.35	59.7	0.97	24.6	12.0

HOSE/CPLG. SELECTION
EQUIPMENT
HOSE SPECIFICATION
GLOBALSPIRAL COUPLINGS
STAINLESS STEEL SPIRAL COUPLINGS
MEGACRIMP COUPLINGS
STAINLESS STEEL BRAID COUPLINGS
POWER CRIMP COUPLINGS
FIELD ATTACHABLE - TYPE T COUPLINGS
FIELD ATTACHABLE - C5 COUPLINGS
FIELD ATTACHABLE - LOCK-ON COUPLINGS
C14 COUPLINGS & ASSEMBLIES
GLP & GL COUPLINGS
GLX COUPLINGS
PCTS THERMOPLASTIC COUPLINGS
POLARSEAL COUPLINGS (ACA, ACB, ACC)
POWER STEERING CPLGS. & TOC ASSEMBLIES
ADAPTERS
QUICK DISCONNECT COUPLERS
BALL VALVES
LIVE SWIVELS
ACCESSORIES
AIR BRAKE CPLGS. & ASSEMBLIES
KITS
BRASS

Steel Power Steering & Transmission Oil Cooler Tubing - Male O-Ring



Part No.	Prod. No.	Descr.	Standard Pack
A35001-2405	7821-0113	24" – 5/16" Male O–Ring	2
A35001-2406	7821-0118	24" – 3/8" Male O–Ring	2
A35001-2407	7821-0126	24" – 7/16" Male O–Ring	2
A35001-2414	7821-0104	24" – 14mm Male O–Ring	2
A35001-2416	7821-0110	24" – 16mm Male O–Ring	2

Steel Power Steering & Transmission Oil Cooler Tubing - Male Inverted Flare



Part No.	Prod. No.	Descr.	Standard Pack
A35003-2414	7821-0103	24" – 14mm Male Inverted Flare	2

Steel Power Steering & Transmission Oil Cooler Tubing - Long Swivel O-Ring



Part No.	Prod. No.	Descr.	Standard Pack
A35005-2416	7821-0108	24" – 16mm Long Swivel O–Ring	2

Steel Power Steering & Transmission Oil Cooler Tubing - Swivel O-Ring Type I



Part No.	Prod. No.	Descr.	Standard Pack
A35006-2406	7821-0120	24" – 3/8" Swivel O–Ring Type I	2

Steel Power Steering & Transmission Oil Cooler Tubing - Swivel O-Ring Type II



Part No.	Prod. No.	Descr.	Standard Pack
⚠ A35007-2405	7821-0114	24" – 5/16" Swivel O–Ring Type II	2

⚠ **WARNING:** Cancer and Reproductive Harm - www.P65Warnings.ca.gov

Steel Power Steering & Transmission Oil Cooler Tubing - Swivel O-Ring Type III



Part No.	Prod. No.	Descr.	Standard Pack
A35008-2416	7821-0111	24" – 16mm Swivel O–Ring Type III	2

HOSE/CPLG. SELECTION
EQUIPMENT
HOSE SPECIFICATION
GLOBALSPIRAL COUPLINGS
STAINLESS STEEL SPIRAL COUPLINGS
MEGACRIMP COUPLINGS
STAINLESS STEEL BRAID COUPLINGS
POWER CRIMP COUPLINGS
FIELD ATTACHABLE - TYPE T COUPLINGS
FIELD ATTACHABLE - C5 COUPLINGS
FIELD ATTACHABLE - LOCK-ON COUPLINGS
C14 COUPLINGS & ASSEMBLIES
GLP & GL COUPLINGS
GLX COUPLINGS
PCTS THERMOPLASTIC COUPLINGS
POLARSEAL COUPLINGS (ACA, ACB, ACC)
POWER STEERING CPLGS. & TOC ASSEMBLIES
ADAPTERS
QUICK DISCONNECT COUPLERS
BALL VALVES
LIVE SWIVELS
ACCESSORIES
AIR BRAKE CPLGS. & ASSEMBLIES
KITS
BRASS

Steel Power Steering & Transmission Oil Cooler Tubing - Captive O-Ring



Part No.	Prod. No.	Descr.	Standard Pack
A35011-2418	7821-0112	24" – 18mm Captive O–Ring	2

Aluminum Air Conditioning Tubing - Male Tube O-Ring



Part No.	Prod. No.	Descr.	Standard Pack
A45001-2408	7821-2025	24" – 1/2" Male Tube O–Ring	2

Male Pipe NPTF Plug

For use up to SAE 100R2 maximum working pressure.





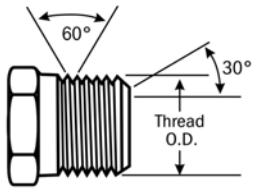

Part No.	Descr.	Prod. No.	
G60102-0002	2MP-PLUG	7259-22815	1/8-27
G60102-0004	4MP-PLUG	7259-22825	1/4-18
G60102-0006	6MP-PLUG	7259-22835	3/8-18
G60102-0008	8MP-PLUG	7259-22845	1/2-14
G60102-0012	12MP-PLUG	7259-22855	3/4-14
G60102-0016	16MP-PLUG	7259-22865	1-11 1/2
G60102-0020	20MP-PLUG	7259-22875	1 1/4-11 1/2
G60102-0024	24MP-PLUG	7259-24395	1 1/2-11 1/2
G60102-0032	32MP-PLUG	7259-32765	2-11 1/2

Male Pipe NPTF to Hex Plug





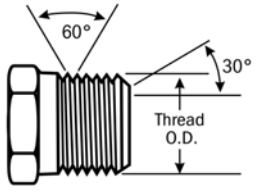

Part No.	Descr.	Prod. No.	
G60104-0004	4MP-HEXPLUG	7259-17265	1/4-18
G60104-0006	6MP-HEXPLUG	7259-17275	3/8-18
G60104-0008	8MP-HEXPLUG	7259-17285	1/2-14
G60104-0012	12MP-HEXPLUG	7259-17295	3/4-14
G60104-0016	16MP-HEXPLUG	7259-17305	1-11 1/2

HOSE/CPLG. SELECTION
EQUIPMENT
HOSE SPECIFICATION
GLOBALSPIRAL COUPLINGS
STAINLESS STEEL SPIRAL COUPLINGS
MEGACRIMP COUPLINGS
STAINLESS STEEL BRAID COUPLINGS
POWER CRIMP COUPLINGS
FIELD ATTACHABLE - TYPE T COUPLINGS
FIELD ATTACHABLE - C5 COUPLINGS
FIELD ATTACHABLE - LOCK-ON COUPLINGS
C14 COUPLINGS & ASSEMBLIES
GLP & GL COUPLINGS
GLX COUPLINGS
PCTS THERMOPLASTIC COUPLINGS
POLARSEAL COUPLINGS (ACA, ACB, ACC)
POWER STEERING CPLGS. & TOC ASSEMBLIES
ADAPTERS
QUICK DISCONNECT COUPLERS
BALL VALVES
LIVE SWIVELS
ACCESSORIES
AIR BRAKE CPLGS. & ASSEMBLIES
KITS
BRASS

Male Pipe NPTF to Male Pipe NPTF

For use up to SAE 100R2 maximum working pressure.





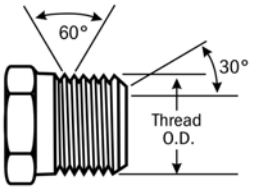

Part No.	Descr.	Prod. No.	End Type 1		End Type 2	
G60110-0202	2MP-2MP	7259-23695	MP	1/8-27	MP	1/8-27
G60110-0402	4MP-2MP	7259-23705	MP	1/4-18	MP	1/8-27
G60110-0404	4MP-4MP	7259-23715	MP	1/4-18	MP	1/4-18
G60110-0602	6MP-2MP	7259-06455	MP	3/8-18	MP	1/8-27
G60110-0604	6MP-4MP	7259-23725	MP	3/8-18	MP	1/4-18
G60110-0606	6MP-6MP	7259-23735	MP	3/8-18	MP	3/8-18
G60110-0804	8MP-4MP	7259-23745	MP	1/2-14	MP	1/4-18
G60110-0806	8MP-6MP	7259-23755	MP	1/2-14	MP	3/8-18
G60110-0808	8MP-8MP	7259-23765	MP	1/2-14	MP	1/2-14
G60110-1204	12MP-4MP	7259-07405	MP	3/4-14	MP	1/4-18
G60110-1206	12MP-6MP	7259-06395	MP	3/4-14	MP	3/8-18
G60110-1208	12MP-8MP	7259-23775	MP	3/4-14	MP	1/2-14
G60110-1212	12MP-12MP	7259-23785	MP	3/4-14	MP	3/4-14
G60110-1606	16MP-6MP	7259-07325	MP	1-11 1/2	MP	3/8-18
G60110-1608	16MP-8MP	7259-06235	MP	1-11 1/2	MP	1/2-14
G60110-1612	16MP-12MP	7259-23795	MP	1-11 1/2	MP	3/4-14
G60110-1616	16MP-16MP	7259-23805	MP	1-11 1/2	MP	1-11 1/2
G60110-2012	20MP-12MP	7259-08015	MP	1 1/4-11 1/2	MP	3/4-14
G60110-2016	20MP-16MP	7259-05875	MP	1 1/4-11 1/2	MP	1-11 1/2
G60110-2020	20MP-20MP	7259-23815	MP	1 1/4-11 1/2	MP	1 1/4-11 1/2
G60110-2412	24MP-12MP	7259-08545	MP	1 1/2-11 1/2	MP	3/4-14
G60110-2416	24MP-16MP	7259-08025	MP	1 1/2-11 1/2	MP	1-11 1/2
G60110-2420	24MP-20MP	7259-08125	MP	1 1/2-11 1/2	MP	1 1/4-11 1/2
G60110-2424	24MP-24MP	7259-23825	MP	1 1/2-11 1/2	MP	1 1/4-11 1/2
G60110-3224	32MP-24MP	7259-08555	MP	2-11 1/2	MP	1 1/4-11 1/2
G60110-3232	32MP-32MP	7259-23835	MP	2-11 1/2	MP	2-11 1/2

Male Pipe NPTF to Male Pipe NPTF - 90°

For use up to SAE 100R2 maximum working pressure.





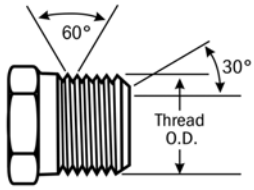

Part No.	Descr.	Prod. No.	End Type 1		End Type 2	
G60115-0202	2MP-2MP90	7259-25205	MP	1/8-27	MP	1/8-27
G60115-0404	4MP-4MP90	7259-25215	MP	1/4-18	MP	1/4-18
G60115-0604	6MP-4MP90	7259-70755	MP	3/8-18	MP	1/4-18
G60115-0606	6MP-6MP90	7259-25225	MP	3/8-18	MP	3/8-18
G60115-0804	8MP-4MP90	7259-08565	MP	1/2-14	MP	1/4-18
G60115-0806	8MP-6MP90	7259-70855	MP	1/2-14	MP	3/8-18
G60115-0808	8MP-8MP90	7259-25235	MP	1/2-14	MP	1/2-14
G60115-1208	12MP-8MP90	7259-05725	MP	3/4-14	MP	1/2-14
G60115-1212	12MP-12MP90	7259-25245	MP	3/4-14	MP	3/4-14
G60115-1612	16MP-12MP90	7259-09835	MP	1-11 1/2	MP	3/4-14
G60115-1616	16MP-16MP90	7259-25255	MP	1-11 1/2	MP	1-11 1/2
G60115-2020	20MP-20MP90	7259-08575	MP	1 1/4-11 1/2	MP	1 1/4-11 1/2
G60115-2424	24MP-24MP90	7259-07155	MP	1 1/2-11 1/2	MP	1 1/4-11 1/2

Male Pipe NPTF to Female Pipe NPTF Reducer Bushing - Short

For use up to SAE 100R2 maximum working pressure.



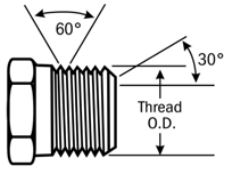

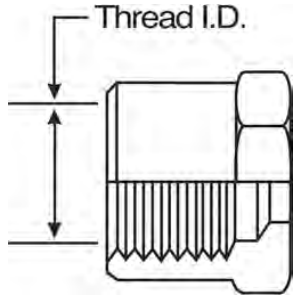

Part No.	Descr.	Prod. No.	End Type 1		End Type 2	
G60130-0402	4MP-2FPS	7259-22595	MP	1/4-18	FP	1/8-27
G60130-0602	6MP-2FPS	7259-22605	MP	3/8-18	FP	1/8-27
G60130-0604	6MP-4FPS	7259-22615	MP	3/8-18	FP	1/4-18
G60130-0802	8MP-2FPS	7259-05815	MP	1/2-14	FP	1/8-27

Parts Continued On Next Page

Male Pipe NPTF to Female Pipe NPTF Reducer Bushing - Short - Continued

For use up to SAE 100R2 maximum working pressure.

Part No.	Descr.	Prod. No.	End Type 1		End Type 2	
G60130-0804	8MP-4FPS	7259-22635	MP	1/2-14	FP	1/4-18
G60130-0806	8MP-6FPS	7259-22645	MP	1/2-14	FP	3/8-18
G60130-1202	12MP-2FPS	7259-07335	MP	3/4-14	FP	1/8-27
G60130-1204	12MP-4FPS	7259-22665	MP	3/4-14	FP	1/4-18
G60130-1206	12MP-6FPS	7259-22675	MP	3/4-14	FP	3/8-18
G60130-1208	12MP-8FPS	7259-22685	MP	3/4-14	FP	1/2-14
G60130-1602	16MP-2FPS	7259-08585	MP	1-11 1/2	FP	1/8-27
G60130-1604	16MP-4FPS	7259-05355	MP	1-11 1/2	FP	1/4-18
G60130-1606	16MP-6FPS	7259-06665	MP	1-11 1/2	FP	3/8-18
G60130-1608	16MP-8FPS	7259-22725	MP	1-11 1/2	FP	1/2-14
G60130-1612	16MP-12FPS	7259-22735	MP	1-11 1/2	FP	3/4-14
G60130-2004	20MP-4FPS	7259-07475	MP	1 1/4-11 1/2	FP	1/4-18
G60130-2006	20MP-6FPS	7259-17185	MP	1 1/4-11 1/2	FP	3/8-18
G60130-2008	20MP-8FPS	7259-05525	MP	1 1/4-11 1/2	FP	1/2-14
G60130-2012	20MP-12FPS	7259-22755	MP	1 1/4-11 1/2	FP	3/4-14
G60130-2016	20MP-16FPS	7259-22765	MP	1 1/4-11 1/2	FP	1-11 1/2
G60130-2412	24MP-12FPS	7259-22785	MP	1 1/2-11 1/2	FP	3/4-14
G60130-2416	24MP-16FPS	7259-22795	MP	1 1/2-11 1/2	FP	1-11 1/2
G60130-2420	24MP-20FPS	7259-22805	MP	1 1/2-11 1/2	FP	1 1/4-11 1/2
G60130-3216	32MP-16FPS	7259-17235	MP	2-11 1/2	FP	1-11 1/2
G60130-3220	32MP-20FPS	7259-05425	MP	2-11 1/2	FP	1 1/4-11 1/2
G60130-3224	32MP-24FPS	7259-32825	MP	2-11 1/2	FP	1 1/2-11 1/2

Male Pipe NPTF to Female Pipe NPTF Increasing Bushing - Long

For use up to SAE 100R2 maximum working pressure.



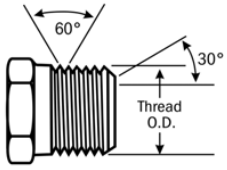

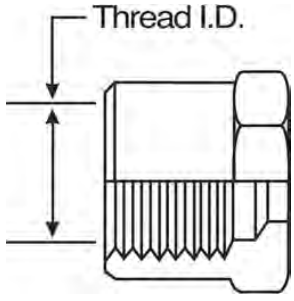

Part No.	Descr.	Prod. No.	End Type 1		End Type 2	
G60132-0204	2MP-4FPL	7259-25365	MP	1/8-27	FP	1/4-18
G60132-0206	2MP-6FPL	7259-08365	MP	1/8-27	FP	3/8-18
G60132-0402	4MP-2FPL	7259-08615	MP	1/4-18	FP	1/8-27
G60132-0404	4MP-4FPL	7259-00475	MP	1/4-18	FP	1/4-18
G60132-0406	4MP-6FPL	7259-25385	MP	1/4-18	FP	3/8-18
G60132-0408	4MP-8FPL	7259-05515	MP	1/4-18	FP	1/2-14
G60132-0604	6MP-4FPL	7259-05025	MP	3/8-18	FP	1/4-18
G60132-0606	6MP-6FPL	7259-00535	MP	3/8-18	FP	3/8-18
G60132-0608	6MP-8FPL	7259-25415	MP	3/8-18	FP	1/2-14

Parts Continued On Next Page

Male Pipe NPTF to Female Pipe NPTF Increasing Bushing - Long - Continued

For use up to SAE 100R2 maximum working pressure.

Part No.	Descr.	Prod. No.	End Type 1		End Type 2	
G60132-0808	8MP-8FPL	7259-05175	MP	1/2-14	FP	1/2-14
G60132-0812	8MP-12FPL	7259-25435	MP	1/2-14	FP	3/4-14
G60132-0816	8MP-16FPL	7259-07755	MP	1/2-14	FP	1-11 1/2
G60132-1208	12MP-8FPL	7259-00315	MP	3/4-14	FP	1/2-14
G60132-1212	12MP-12FPL	7259-06545	MP	3/4-14	FP	3/4-14
G60132-1216	12MP-16FPL	7259-25455	MP	3/4-14	FP	1-11 1/2
G60132-1612	16MP-12FPL	7259-05735	MP	1-11 1/2	FP	3/4-14
G60132-1616	16MP-16FPL	7259-08635	MP	1-11 1/2	FP	1-11 1/2
G60132-1620	16MP-20FPL	7259-25475	MP	1-11 1/2	FP	1 1/4-11 1/2
G60132-1624	16MP-24FPL	7259-08645	MP	1-11 1/2	FP	1 1/2-11 1/2
G60132-2020	20MP-20FPL	7259-07345	MP	1 1/4-11 1/2	FP	1 1/4-11 1/2
G60132-2024	20MP-24FPL	7259-25495	MP	1 1/4-11 1/2	FP	1 1/2-11 1/2
G60132-2432	24MP-32FPL	7259-07765	MP	1 1/2-11 1/2	FP	2-11 1/2

Female Pipe NPTF to Male Pipe NPTF - 45°

For use up to SAE 100R2 maximum working pressure.



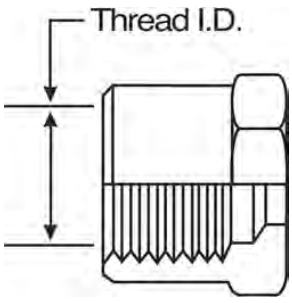

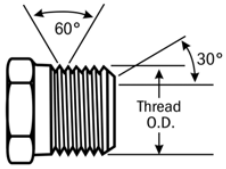

Part No.	Descr.	Prod. No.	End Type 1		End Type 2	
G60134-0606	6FP-6MP45	7259-50465	FP	3/8-18	MP	3/8-18
G60134-0808	8FP-8MP45	7259-50475	FP	1/2-14	MP	1/2-14

HOSE/CPLG. SELECTION
EQUIPMENT
HOSE SPECIFICATION
GLOBALSPIRAL COUPLINGS
STAINLESS STEEL SPIRAL COUPLINGS
MEGACRIMP COUPLINGS
STAINLESS STEEL BRAID COUPLINGS
POWER CRIMP COUPLINGS
FIELD ATTACHABLE - TYPE T COUPLINGS
FIELD ATTACHABLE - C5 COUPLINGS
FIELD ATTACHABLE - LOCK-ON COUPLINGS
C14 COUPLINGS & ASSEMBLIES
GLP & GL COUPLINGS
GLX COUPLINGS
PCTS THERMOPLASTIC COUPLINGS
POLARSEAL COUPLINGS (ACA, ACB, ACC)
POWER STEERING CPLGS. & TOC ASSEMBLIES
ADAPTERS
QUICK DISCONNECT COUPLERS
BALL VALVES
LIVE SWIVELS
ACCESSORIES
AIR BRAKE CPLGS. & ASSEMBLIES
KITS
BRASS

Male Pipe NPTF to Female Pipe NPTF - 90°

For use up to SAE 100R2 maximum working pressure.



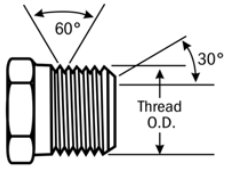

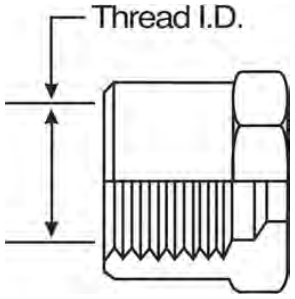

Part No.	Descr.	Prod. No.	End Type 1		End Type 2	
G60136-0202	2MP-2FP90	7259-24105	MP	1/8-27	FP	1/8-27
G60136-0204	2MP-4FP90	7259-32835	MP	1/8-27	FP	1/4-18
G60136-0402	4MP-2FP90	7259-32845	MP	1/4-18	FP	1/8-27
G60136-0404	4MP-4FP90	7259-24115	MP	1/4-18	FP	1/4-18
G60136-0406	4MP-6FP90	7259-32855	MP	1/4-18	FP	3/8-18
G60136-0604	6MP-4FP90	7259-32865	MP	3/8-18	FP	1/4-18
G60136-0606	6MP-6FP90	7259-24125	MP	3/8-18	FP	3/8-18
G60136-0608	6MP-8FP90	7259-32875	MP	3/8-18	FP	1/2-14
G60136-0804	8MP-4FP90	7259-08655	MP	1/2-14	FP	1/4-18
G60136-0806	8MP-6FP90	7259-32885	MP	1/2-14	FP	3/8-18
G60136-0808	8MP-8FP90	7259-24135	MP	1/2-14	FP	1/2-14
G60136-0812	8MP-12FP90	7259-32895	MP	1/2-14	FP	3/4-14
G60136-1208	12MP-8FP90	7259-32905	MP	3/4-14	FP	1/2-14
G60136-1212	12MP-12FP90	7259-24145	MP	3/4-14	FP	3/4-14
G60136-1216	12MP-16FP90	7259-08375	MP	3/4-14	FP	1-11 1/2
G60136-1612	16MP-12FP90	7259-08155	MP	1-11 1/2	FP	3/4-14
G60136-1616	16MP-16FP90	7259-24155	MP	1-11 1/2	FP	1-11 1/2
G60136-2016	20MP-16FP90	7259-08665	MP	1 1/4-11 1/2	FP	1-11 1/2
G60136-2020	20MP-20FP90	7259-24165	MP	1 1/4-11 1/2	FP	1 1/4-11 1/2
G60136-2424	24MP-24FP90	7259-24175	MP	1 1/2-11 1/2	FP	1 1/2-11 1/2
G60136-3232	32MP-32FP90	7259-24185	MP	2-11 1/2	FP	2-11 1/2

Male Pipe NPTF to Female Pipe Swivel NPSM

For use up to SAE 100R2 maximum working pressure.



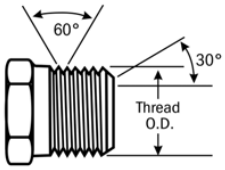

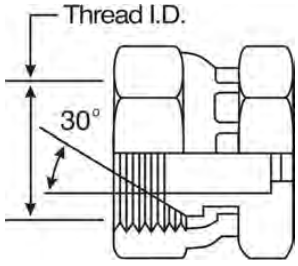

Part No.	Descr.	Prod. No.	End Type 1		End Type 2	
G60140-0202	2MP-2FPX	7259-00735	MP	1/8-27	FPX	1/8-27
G60140-0204	2MP-4FPX	7259-10635	MP	1/8-27	FPX	1/4-18
G60140-0402	4MP-2FPX	7259-05095	MP	1/4-18	FPX	1/8-27
G60140-0404	4MP-4FPX	7259-00775	MP	1/4-18	FPX	1/4-18
G60140-0406	4MP-6FPX	7259-10455	MP	1/4-18	FPX	3/8-18
G60140-0408	4MP-8FPX	7259-07355	MP	1/4-18	FPX	1/2-14
G60140-0604	6MP-4FPX	7259-10625	MP	3/8-18	FPX	1/4-18
G60140-0606	6MP-6FPX	7259-00815	MP	3/8-18	FPX	3/8-18
G60140-0608	6MP-8FPX	7259-10375	MP	3/8-18	FPX	1/2-14
G60140-0806	8MP-6FPX	7259-10365	MP	1/2-14	FPX	3/8-18
G60140-0808	8MP-8FPX	7259-00895	MP	1/2-14	FPX	1/2-14
G60140-0812	8MP-12FPX	7259-10865	MP	1/2-14	FPX	3/4-14
G60140-1206	12MP-6FPX	7259-06345	MP	3/4-14	FPX	3/8-18
G60140-1208	12MP-8FPX	7259-10645	MP	3/4-14	FPX	1/2-14
G60140-1212	12MP-12FPX	7259-00255	MP	3/4-14	FPX	3/4-14
G60140-1216	12MP-16FPX	7259-32935	MP	3/4-14	FPX	1-11 1/2
G60140-1220	12MP-20FPX	7259-08675	MP	3/4-14	FPX	1 1/4-11 1/2
G60140-1612	16MP-12FPX	7259-10935	MP	1-11 1/2	FPX	3/4-14
G60140-1616	16MP-16FPX	7259-00275	MP	1-11 1/2	FPX	1-11 1/2
G60140-1620	16MP-20FPX	7259-11285	MP	1-11 1/2	FPX	1 1/4-11 1/2
G60140-2016	20MP-16FPX	7259-05595	MP	1 1/4-11 1/2	FPX	1-11 1/2
G60140-2020	20MP-20FPX	7259-10745	MP	1 1/4-11 1/2	FPX	1 1/4-11 1/2
G60140-2024	20MP-24FPX	7259-06375	MP	1 1/4-11 1/2	FPX	1 1/2-11 1/2
G60140-2424	24MP-24FPX	7259-11345	MP	1 1/2-11 1/2	FPX	1 1/2-11 1/2
G60140-3232	32MP-32FPX	7259-11435	MP	2-11 1/2	FPX	2-11 1/2

HOSE/CPLG. SELECTION
EQUIPMENT
HOSE SPECIFICATION
GLOBALSPIRAL COUPLINGS
STAINLESS STEEL SPIRAL COUPLINGS
MEGACRIMP COUPLINGS
STAINLESS STEEL BRAID COUPLINGS
POWER CRIMP COUPLINGS
FIELD ATTACHABLE - TYPE T COUPLINGS
FIELD ATTACHABLE - C5 COUPLINGS
FIELD ATTACHABLE - LOCK-ON COUPLINGS
C14 COUPLINGS & ASSEMBLIES
GLP & GL COUPLINGS
GLX COUPLINGS
PCTS THERMOPLASTIC COUPLINGS
POLARSEAL COUPLINGS (ACA, ACB, ACC)
POWER STEERING CPLGS. & TOC ASSEMBLIES
ADAPTERS
QUICK DISCONNECT COUPLERS
BALL VALVES
LIVE SWIVELS
ACCESSORIES
AIR BRAKE CPLGS. & ASSEMBLIES
KITS
BRASS

Male Pipe NPTF to Female Pipe Swivel NPSM - 45°

For use up to SAE 100R2 maximum working pressure.



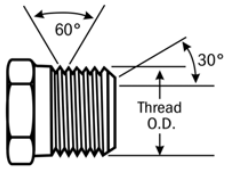

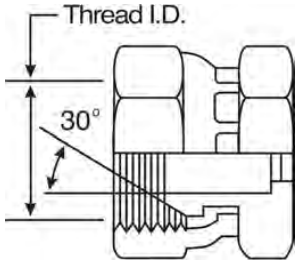

Part No.	Descr.	Prod. No.	End Type 1		End Type 2	
G60142-0202	2MP-2FPX45	7259-32945	MP	1/8-27	FPX	1/8-27
G60142-0204	2MP-4FPX45	7259-00505	MP	1/8-27	FPX	1/4-18
G60142-0402	4MP-2FPX45	7259-05985	MP	1/4-18	FPX	1/8-27
G60142-0404	4MP-4FPX45	7259-02115	MP	1/4-18	FPX	1/4-18
G60142-0406	4MP-6FPX45	7259-05265	MP	1/4-18	FPX	3/8-18
G60142-0604	6MP-4FPX45	7259-05555	MP	3/8-18	FPX	1/4-18
G60142-0606	6MP-6FPX45	7259-02155	MP	3/8-18	FPX	3/8-18
G60142-0608	6MP-8FPX45	7259-32955	MP	3/8-18	FPX	1/2-14
G60142-0804	8MP-4FPX45	7259-06465	MP	1/2-14	FPX	1/4-18
G60142-0806	8MP-6FPX45	7259-32965	MP	1/2-14	FPX	3/8-18
G60142-0808	8MP-8FPX45	7259-02125	MP	1/2-14	FPX	1/2-14
G60142-0812	8MP-12FPX45	7259-06115	MP	1/2-14	FPX	3/4-14
G60142-1208	12MP-8FPX45	7259-11535	MP	3/4-14	FPX	1/2-14
G60142-1212	12MP-12FPX45	7259-02235	MP	3/4-14	FPX	3/4-14
G60142-1216	12MP-16FPX45	7259-06125	MP	3/4-14	FPX	1-11 1/2
G60142-1612	16MP-12FPX45	7259-11625	MP	1-11 1/2	FPX	3/4-14
G60142-1616	16MP-16FPX45	7259-10765	MP	1-11 1/2	FPX	1-11 1/2
G60142-1620	16MP-20FPX45	7259-07855	MP	1-11 1/2	FPX	1 1/4-11 1/2
G60142-2016	20MP-16FPX45	7259-06685	MP	1 1/4-11 1/2	FPX	1-11 1/2
G60142-2020	20MP-20FPX45	7259-11355	MP	1 1/4-11 1/2	FPX	1 1/4-11 1/2
G60142-2424	24MP-24FPX45	7259-11745	MP	1 1/2-11 1/2	FPX	1 1/2-11 1/2
G60142-3232	32MP-32FPX45	7259-32975	MP	2-11 1/2	FPX	2-11 1/2

Male Pipe NPTF to Female Pipe Swivel NPSM - 90°

For use up to SAE 100R2 maximum working pressure.



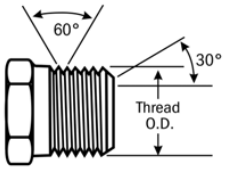

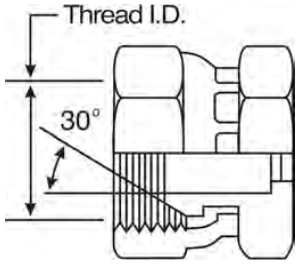

Part No.	Descr.	Prod. No.	End Type 1		End Type 2	
G60144-0202	2MP-2FPX90	7259-08305	MP	1/8-27	FPX	1/8-27
G60144-0204	2MP-4FPX90	7259-00415	MP	1/8-27	FPX	1/4-18
G60144-0402	4MP-2FPX90	7259-05565	MP	1/4-18	FPX	1/8-27
G60144-0404	4MP-4FPX90	7259-02135	MP	1/4-18	FPX	1/4-18
G60144-0406	4MP-6FPX90	7259-10705	MP	1/4-18	FPX	3/8-18
G60144-0408	4MP-8FPX90	7259-08685	MP	1/4-18	FPX	1/2-14
G60144-0604	6MP-4FPX90	7259-10525	MP	3/8-18	FPX	1/4-18
G60144-0606	6MP-6FPX90	7259-02165	MP	3/8-18	FPX	3/8-18
G60144-0608	6MP-8FPX90	7259-10325	MP	3/8-18	FPX	1/2-14
G60144-0804	8MP-4FPX90	7259-11175	MP	1/2-14	FPX	1/4-18
G60144-0806	8MP-6FPX90	7259-10265	MP	1/2-14	FPX	3/8-18
G60144-0808	8MP-8FPX90	7259-02205	MP	1/2-14	FPX	1/2-14
G60144-0812	8MP-12FPX90	7259-11075	MP	1/2-14	FPX	3/4-14
G60144-1206	12MP-6FPX90	7259-06045	MP	3/4-14	FPX	3/8-18
G60144-1208	12MP-8FPX90	7259-02245	MP	3/4-14	FPX	1/2-14
G60144-1212	12MP-12FPX90	7259-02265	MP	3/4-14	FPX	3/4-14
G60144-1216	12MP-16FPX90	7259-05195	MP	3/4-14	FPX	1-11 1/2
G60144-1220	12MP-20FPX90	7259-08705	MP	3/4-14	FPX	1 1/4-11 1/2
G60144-1608	16MP-8FPX90	7259-06775	MP	1-11 1/2	FPX	1/2-14
G60144-1612	16MP-12FPX90	7259-11275	MP	1-11 1/2	FPX	3/4-14
G60144-1616	16MP-16FPX90	7259-10335	MP	1-11 1/2	FPX	1-11 1/2
G60144-1620	16MP-20FPX90	7259-11475	MP	1-11 1/2	FPX	1 1/4-11 1/2
G60144-2012	20MP-12FPX90	7259-08165	MP	1 1/4-11 1/2	FPX	3/4-14
G60144-2016	20MP-16FPX90	7259-05435	MP	1 1/4-11 1/2	FPX	1-11 1/2
G60144-2020	20MP-20FPX90	7259-11055	MP	1 1/4-11 1/2	FPX	1 1/4-11 1/2
G60144-2024	20MP-24FPX90	7259-07865	MP	1 1/4-11 1/2	FPX	1 1/2-11 1/2
G60144-2420	24MP-20FPX90	7259-06355	MP	1 1/2-11 1/2	FPX	1 1/4-11 1/2
G60144-2424	24MP-24FPX90	7259-11655	MP	1 1/2-11 1/2	FPX	1 1/2-11 1/2
G60144-3232	32MP-32FPX90	7259-32995	MP	2-11 1/2	FPX	2-11 1/2

Male Pipe to Female JIC 37° Flare Swivel



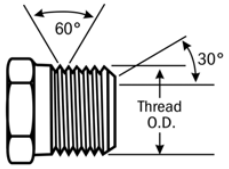

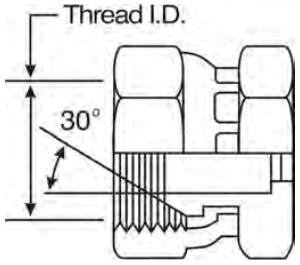

Part No.	Descr.	Prod. No.	End Type 1		End Type 2	
G60146-1210	12MP-10FJX	7259-18045	MP	3/4-14	FJX	7/8-14

Female Pipe NPTF to Female Pipe NPTF

For use up to SAE 100R2 maximum working pressure.





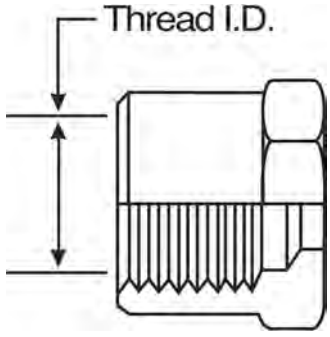

Part No.	Descr.	Prod. No.	End Type 1		End Type 2	
G60152-0202	2FP-2FP	7259-24415	FP	1/8-27	FP	1/8-27
G60152-0402	4FP-2FP	7259-05035	FP	1/4-18	FP	1/8-27
G60152-0404	4FP-4FP	7259-24425	FP	1/4-18	FP	1/4-18
G60152-0602	6FP-2FP	7259-08385	FP	3/8-18	FP	1/8-27
G60152-0604	6FP-4FP	7259-00495	FP	3/8-18	FP	1/4-18
G60152-0606	6FP-6FP	7259-24435	FP	3/8-18	FP	3/8-18
G60152-0804	8FP-4FP	7259-05575	FP	1/2-14	FP	1/4-18
G60152-0806	8FP-6FP	7259-00715	FP	1/2-14	FP	3/8-18
G60152-0808	8FP-8FP	7259-24445	FP	1/2-14	FP	1/2-14
G60152-1208	12FP-8FP	7259-00525	FP	3/4-14	FP	1/2-14
G60152-1212	12FP-12FP	7259-24455	FP	3/4-14	FP	3/4-14
G60152-1608	16FP-8FP	7259-08715	FP	1-11 1/2	FP	1/2-14
G60152-1612	16FP-12FP	7259-05745	FP	1-11 1/2	FP	3/4-14
G60152-1616	16FP-16FP	7259-24465	FP	1-11 1/2	FP	1-11 1/2
G60152-2016	20FP-16FP	7259-08395	FP	1 1/4-11 1/2	FP	1-11 1/2
G60152-2020	20FP-20FP	7259-24475	FP	1 1/4-11 1/2	FP	1 1/4-11 1/2
G60152-2424	24FP-24FP	7259-24885	FP	1 1/2-11 1/2	FP	1 1/2-11 1/2

Parts Continued On Next Page

Female Pipe NPTF to Female Pipe NPTF - Continued

For use up to SAE 100R2 maximum working pressure.

Part No.	Descr.	Prod. No.	End Type 1		End Type 2	
G60152-3232	32FP-32FP	7259-24895	FP	2-11 1/2	FP	2-11 1/2

Female Pipe NPTF to Female Pipe NPTF - 45°





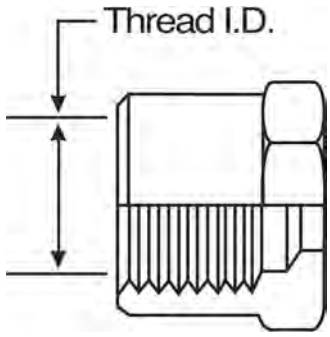

Part No.	Descr.	Prod. No.	End Type 1		End Type 2	
G60154-0202	2FP-2FP45	7259-17405	FP	1/8-27	FP	1/8-27
G60154-0606	6FP-6FP45	7259-17425	FP	3/8-18	FP	3/8-18
G60154-0808	8FP-8FP45	7259-17435	FP	1/2-14	FP	1/2-14
G60154-1212	12FP-12FP45	7259-17445	FP	3/4-14	FP	3/4-14
G60154-1616	16FP-16FP45	7259-17455	FP	1-11 1/2	FP	1-11 1/2

Female Pipe NPTF to Female Pipe NPTF - 90°

For use up to SAE 100R2 maximum working pressure.





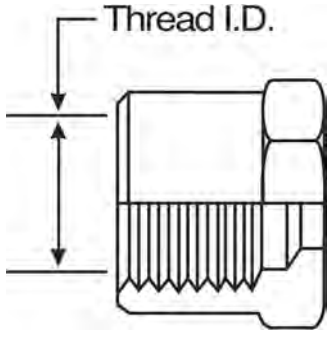

Part No.	Descr.	Prod. No.	End Type 1		End Type 2	
G60156-0202	2FP-2FP90	7259-25015	FP	1/8-27	FP	1/8-27
G60156-0402	4FP-2FP90	7259-33005	FP	1/4-18	FP	1/8-27
G60156-0404	4FP-4FP90	7259-25025	FP	1/4-18	FP	1/4-18

Parts Continued On Next Page

Female Pipe NPTF to Female Pipe NPTF - 90° - Continued

For use up to SAE 100R2 maximum working pressure.

Part No.	Descr.	Prod. No.	End Type 1		End Type 2	
G60156-0604	6FP-4FP90	7259-33015	FP	3/8-18	FP	1/4-18
G60156-0606	6FP-6FP90	7259-25035	FP	3/8-18	FP	3/8-18
G60156-0804	8FP-4FP90	7259-08725	FP	1/2-14	FP	1/4-18
G60156-0806	8FP-6FP90	7259-33025	FP	1/2-14	FP	3/8-18
G60156-0808	8FP-8FP90	7259-25045	FP	1/2-14	FP	1/2-14
G60156-1208	12FP-8FP90	7259-33035	FP	3/4-14	FP	1/2-14
G60156-1212	12FP-12FP90	7259-25055	FP	3/4-14	FP	3/4-14
G60156-1612	16FP-12FP90	7259-08175	FP	1-11 1/2	FP	3/4-14
G60156-1616	16FP-16FP90	7259-25065	FP	1-11 1/2	FP	1-11 1/2
G60156-2020	20FP-20FP90	7259-25075	FP	1 1/4-11 1/2	FP	1 1/4-11 1/2
G60156-2424	24FP-24FP90	7259-33055	FP	1 1/2-11 1/2	FP	1 1/2-11 1/2
G60156-3232	32FP-32FP90	7259-07485	FP	2-11 1/2	FP	2-11 1/2

Female Pipe NPTF to Female Pipe Swivel NPSM

For use up to SAE 100R2 maximum working pressure.



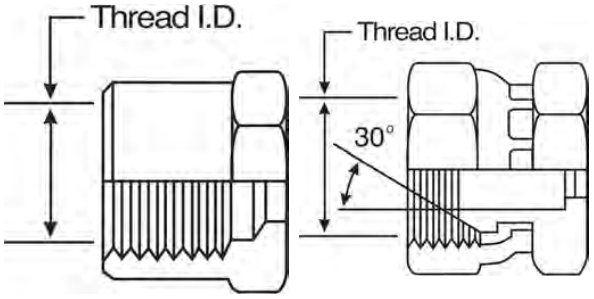

Part No.	Descr.	Prod. No.	End Type 1		End Type 2	
G60160-0202	2FP-2FPX	7259-33065	FP	1/8-27	FPX	1/8-27
G60160-0204	2FP-4FPX	7259-00435	FP	1/8-27	FPX	1/4-18
G60160-0402	4FP-2FPX	7259-07515	FP	1/4-18	FPX	1/8-27
G60160-0404	4FP-4FPX	7259-00795	FP	1/4-18	FPX	1/4-18
G60160-0406	4FP-6FPX	7259-05205	FP	1/4-18	FPX	3/8-18
G60160-0604	6FP-4FPX	7259-33085	FP	3/8-18	FPX	1/4-18
G60160-0606	6FP-6FPX	7259-00835	FP	3/8-18	FPX	3/8-18
G60160-0608	6FP-8FPX	7259-05105	FP	3/8-18	FPX	1/2-14
G60160-0804	8FP-4FPX	7259-08735	FP	1/2-14	FPX	1/4-18
G60160-0806	8FP-6FPX	7259-33095	FP	1/2-14	FPX	3/8-18
G60160-0808	8FP-8FPX	7259-00915	FP	1/2-14	FPX	1/2-14
G60160-0812	8FP-12FPX	7259-06695	FP	1/2-14	FPX	3/4-14
G60160-1208	12FP-8FPX	7259-07165	FP	3/4-14	FPX	1/2-14
G60160-1212	12FP-12FPX	7259-00925	FP	3/4-14	FPX	3/4-14
G60160-1216	12FP-16FPX	7259-07775	FP	3/4-14	FPX	1-11 1/2
G60160-1612	16FP-12FPX	7259-11595	FP	1-11 1/2	FPX	3/4-14
G60160-1616	16FP-16FPX	7259-00905	FP	1-11 1/2	FPX	1-11 1/2
G60160-2020	20FP-20FPX	7259-11015	FP	1 1/4-11 1/2	FPX	1 1/4-11 1/2
G60160-2424	24FP-24FPX	7259-11545	FP	1 1/2-11 1/2	FPX	1 1/2-11 1/2

Parts Continued On Next Page

Female Pipe NPTF to Female Pipe Swivel NPSM - Continued

For use up to SAE 100R2 maximum working pressure.

Part No.	Descr.	Prod. No.	End Type 1		End Type 2	
G60160-3232	32FP-32FPX	7259-11725	FP	2-11 1/2	FPX	2-11 1/2

Female Pipe NPTF to Female Pipe Swivel NPSM - 45°

For use up to SAE 100R2 maximum working pressure.



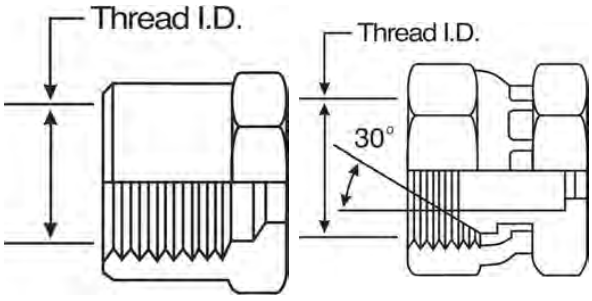

Part No.	Descr.	Prod. No.	End Type 1		End Type 2	
G60162-0202	2FP-2FPX45	7259-06145	FP	1/8-27	FPX	1/8-27
G60162-0204	2FP-4FPX45	7259-08745	FP	1/8-27	FPX	1/4-18
G60162-0404	4FP-4FPX45	7259-11575	FP	1/4-18	FPX	1/4-18
G60162-0604	6FP-4FPX45	7259-06785	FP	3/8-18	FPX	1/4-18
G60162-0606	6FP-6FPX45	7259-11455	FP	3/8-18	FPX	3/8-18
G60162-0608	6FP-8FPX45	7259-08185	FP	3/8-18	FPX	1/2-14
G60162-0806	8FP-6FPX45	7259-06415	FP	1/2-14	FPX	3/8-18
G60162-0808	8FP-8FPX45	7259-11305	FP	1/2-14	FPX	1/2-14
G60162-1212	12FP-12FPX45	7259-11325	FP	3/4-14	FPX	3/4-14
G60162-1612	16FP-12FPX45	7259-06565	FP	1-11 1/2	FPX	3/4-14
G60162-1616	16FP-16FPX45	7259-11515	FP	1-11 1/2	FPX	1-11 1/2
G60162-2020	20FP-20FPX45	7259-33105	FP	1 1/4-11 1/2	FPX	1 1/4-11 1/2

HOSE/CPLG. SELECTION
EQUIPMENT
HOSE SPECIFICATION
GLOBALSPIRAL COUPLINGS
STAINLESS STEEL SPIRAL COUPLINGS
MEGACRIMP COUPLINGS
STAINLESS STEEL BRAID COUPLINGS
POWER CRIMP COUPLINGS
FIELD ATTACHABLE - TYPE T COUPLINGS
FIELD ATTACHABLE - C5 COUPLINGS
FIELD ATTACHABLE - LOCK-ON COUPLINGS
C14 COUPLINGS & ASSEMBLIES
GLP & GL COUPLINGS
GLX COUPLINGS
PCTS THERMOPLASTIC COUPLINGS
POLARSEAL COUPLINGS (ACA, ACB, ACC)
POWER STEERING CPLGS. & TOC ASSEMBLIES
ADAPTERS
QUICK DISCONNECT COUPLERS
BALL VALVES
LIVE SWIVELS
ACCESSORIES
AIR BRAKE CPLGS. & ASSEMBLIES
KITS
BRASS

Female Pipe NPTF to Female Pipe Swivel NPSM - 90°

For use up to SAE 100R2 maximum working pressure.



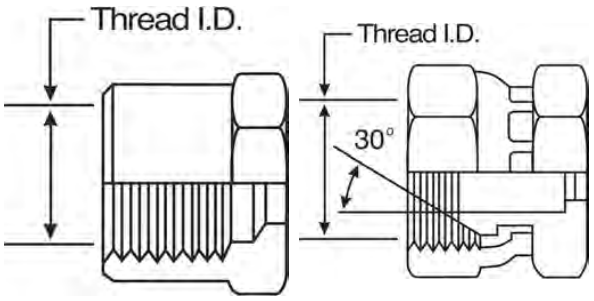

Part No.	Descr.	Prod. No.	End Type 1		End Type 2	
G60164-0202	2FP-2FPX90	7259-05475	FP	1/8-27	FPX	1/8-27
G60164-0204	2FP-4FPX90	7259-08755	FP	1/8-27	FPX	1/4-18
G60164-0402	4FP-2FPX90	7259-06285	FP	1/4-18	FPX	1/8-27
G60164-0404	4FP-4FPX90	7259-11005	FP	1/4-18	FPX	1/4-18
G60164-0406	4FP-6FPX90	7259-06245	FP	1/4-18	FPX	3/8-18
G60164-0604	6FP-4FPX90	7259-06825	FP	3/8-18	FPX	1/4-18
G60164-0606	6FP-6FPX90	7259-10955	FP	3/8-18	FPX	3/8-18
G60164-0608	6FP-8FPX90	7259-06965	FP	3/8-18	FPX	1/2-14
G60164-0806	8FP-6FPX90	7259-06855	FP	1/2-14	FPX	3/8-18
G60164-0808	8FP-8FPX90	7259-10615	FP	1/2-14	FPX	1/2-14
G60164-0812	8FP-12FPX90	7259-06485	FP	1/2-14	FPX	3/4-14
G60164-1208	12FP-8FPX90	7259-06585	FP	3/4-14	FPX	1/2-14
G60164-1212	12FP-12FPX90	7259-11095	FP	3/4-14	FPX	3/4-14
G60164-1612	16FP-12FPX90	7259-06595	FP	1-11 1/2	FPX	3/4-14
G60164-1616	16FP-16FPX90	7259-11765	FP	1-11 1/2	FPX	1-11 1/2
G60164-2016	20FP-16FPX90	7259-08405	FP	1 1/4-11 1/2	FPX	1-11 1/2
G60164-2020	20FP-20FPX90	7259-33115	FP	1 1/4-11 1/2	FPX	1 1/4-11 1/2
G60164-2424	24FP-24FPX90	7259-33125	FP	1 1/2-11 1/2	FPX	1 1/2-11 1/2
G60164-3232	32FP-32FPX90	7259-33135	FP	2-11 1/2	FPX	2-11 1/2

Female Pipe NPTF - Tee

For use up to SAE 100R2 maximum working pressure.





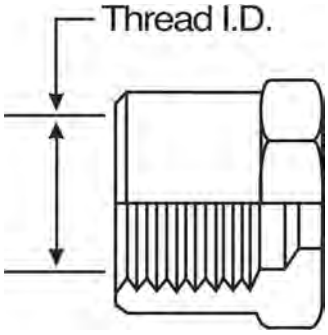

Part No.	Descr.	Prod. No.	End Type 1		End Type 2		End Type 3	
G60181-0202	2FP-2FP-2FP	7259-23145	FP	1/8-27	FP	1/8-27	FP	1/8-27
G60181-0404	4FP-4FP-4FP	7259-23155	FP	1/4-18	FP	1/4-18	FP	1/4-18
G60181-0606	6FP-6FP-6FP	7259-23165	FP	3/8-18	FP	3/8-18	FP	3/8-18
G60181-0808	8FP-8FP-8FP	7259-23175	FP	1/2-14	FP	1/2-14	FP	1/2-14
G60181-1212	12FP-12FP-12FP	7259-23185	FP	3/4-14	FP	3/4-14	FP	3/4-14
G60181-1616	16FP-16FP-16FP	7259-23195	FP	1-11 1/2	FP	1-11 1/2	FP	1-11 1/2
G60181-2020	20FP-20FP-20FP	7259-33145	FP	1 1/4-11 1/2	FP	1 1/4-11 1/2	FP	1 1/4-11 1/2
G60181-2424	24FP-24FP-24FP	7259-33155	FP	1 1/2-11 1/2	FP	1 1/2-11 1/2	FP	1 1/2-11 1/2
G60181-3232	32FP-32FP-32FP	7259-07245	FP	2-11 1/2	FP	2-11 1/2	FP	2-11 1/2

Female Pipe NPTF on Run to Male Pipe NPTF - Tee

For use up to SAE 100R2 maximum working pressure.





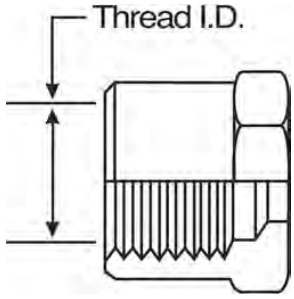

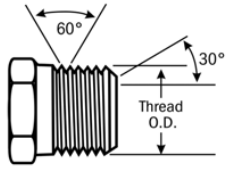

Part No.	Descr.	Prod. No.	End Type 1		End Type 2		End Type 3	
G60183-0202	2FP-2FP-2MP	7259-24905	FP	1/8-27	FP	1/8-27	MP	1/8-27
G60183-0404	4FP-4FP-4MP	7259-24915	FP	1/4-18	FP	1/4-18	MP	1/4-18
G60183-0606	6FP-6FP-6MP	7259-24925	FP	3/8-18	FP	3/8-18	MP	3/8-18
G60183-0808	8FP-8FP-8MP	7259-24935	FP	1/2-14	FP	1/2-14	MP	1/2-14
G60183-1212	12FP-12FP-12MP	7259-24945	FP	3/4-14	FP	3/4-14	MP	3/4-14
G60183-1616	16FP-16FP-16MP	7259-24955	FP	1-11 1/2	FP	1-11 1/2	MP	1-11 1/2
G60183-2020	20FP-20FP-20MP	7259-07875	FP	1 1/4-11 1/2	FP	1 1/4-11 1/2	MP	1 1/4-11 1/2

Parts Continued On Next Page

Female Pipe NPTF on Run to Male Pipe NPTF - Tee - Continued

For use up to SAE 100R2 maximum working pressure.

Part No.	Descr.	Prod. No.	End Type 1		End Type 2		End Type 3	
G60183-2424	24FP-24FP-24MP	7259-08765	FP	1 1/2-11 1/2	FP	1 1/2-11 1/2	MP	1 1/2-11 1/2

Female Pipe Swivel NPSM - Tee

For use up to SAE 100R2 maximum working pressure.





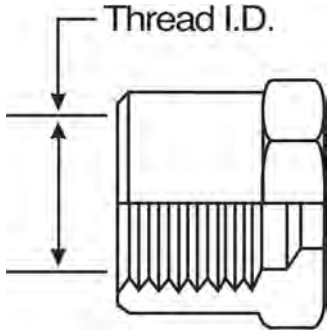

Part No.	Descr.	Prod. No.	End Type 1		End Type 2		End Type 3	
G60184-0202	2FPX-2FPX-2FPX	7253-33165	FPX	1/8-27	FPX	1/8-27	FPX	1/8-27
G60184-0404	4FPX-4FPX-4FPX	7253-33175	FPX	1/4-18	FPX	1/4-18	FPX	1/4-18
G60184-0606	6FPX-6FPX-6FPX	7253-33185	FPX	3/8-18	FPX	3/8-18	FPX	3/8-18
G60184-0808	8FPX-8FPX-8FPX	7259-33195	FPX	1/2-14	FPX	1/2-14	FPX	1/2-14
G60184-1212	12FPX-12FPX-12FPX	7259-33205	FPX	3/4-14	FPX	3/4-14	FPX	3/4-14
G60184-1616	16FPX-16FPX-16FPX	7253-33215	FPX	1-11 1/2	FPX	1-11 1/2	FPX	1-11 1/2
G60184-2020	20FPX-20FPX-20FPX	7253-33225	FPX	1 1/4-11 1/2	FPX	1 1/4-11 1/2	FPX	1 1/4-11 1/2

Female Pipe Swivel NPSM on Run to Male Pipe NPTF - Tee

For use up to SAE 100R2 maximum working pressure.



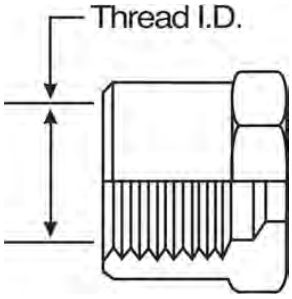

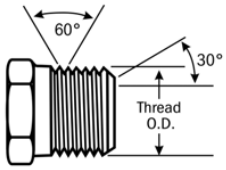

Part No.	Descr.	Prod. No.	End Type 1		End Type 2		End Type 3	
G60186-0202	2FPX-2FPX-2MP	7253-86585	FPX	1/8-27	FPX	1/8-27	MP	1/8-27
G60186-0404	4FPX-4FPX-4MP	7253-86586	FPX	1/4-18	FPX	1/4-18	MP	1/4-18
G60186-0606	6FPX-6FPX-6MP	7253-86587	FPX	3/8-18	FPX	3/8-18	MP	3/8-18
G60186-0808	8FPX-8FPX-8MP	7253-86588	FPX	1/2-14	FPX	1/2-14	MP	1/2-14
G60186-1212	12FPX-12FPX-12MP	7253-86589	FPX	3/4-14	FPX	3/4-14	MP	3/4-14
G60186-1616	16FPX-16FPX-16MP	7253-86591	FPX	1-11 1/2	FPX	1-11 1/2	MP	1-11 1/2
G60186-2020	20FPX-20FPX-20MP	7253-33235	FPX	1 1/4-11 1/2	FPX	1 1/4-11 1/2	MP	1 1/4-11 1/2
G60186-2424	24FPX-24FPX-24MP	7259-07605	FPX	1 1/2-11 1/2	FPX	1 1/2-11 1/2	MP	1 1/2-11 1/2

Male O-Ring Boss Plug

For use up to SAE 100R2 maximum working pressure.





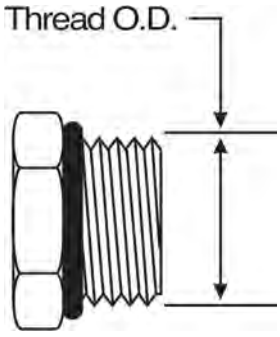

Part No.	Descr.	Prod. No.	
G60250-0002	2MB-PLUG	7259-05415	5/16-24
G60250-0003	3MB-PLUG	7259-05255	3/8 - 24
G60250-0004	4MB-PLUG	7259-22975	7/16-20
G60250-0005	5MB-PLUG	7259-22985	1/2-20
G60250-0006	6MB-PLUG	7259-22995	9/16-18
G60250-0008	8MB-PLUG	7259-23005	3/4-16
G60250-0010	10MB-PLUG	7259-23015	7/8-14
G60250-0012	12MB-PLUG	7259-23025	1 1/16-12
G60250-0014	14MB-PLUG	7259-23035	1 3/16-12

Parts Continued On Next Page

HOSE/CPLG. SELECTION
EQUIPMENT
HOSE SPECIFICATION
GLOBALSPIRAL COUPLINGS
STAINLESS STEEL SPIRAL COUPLINGS
MEGACRIMP COUPLINGS
STAINLESS STEEL BRAID COUPLINGS
POWER CRIMP COUPLINGS
FIELD ATTACHABLE - TYPE T COUPLINGS
FIELD ATTACHABLE - C5 COUPLINGS
FIELD ATTACHABLE - LOCK-ON COUPLINGS
C14 COUPLINGS & ASSEMBLIES
GLP & GL COUPLINGS
GLX COUPLINGS
PCTS THERMOPLASTIC COUPLINGS
POLARSEAL COUPLINGS (ACA, ACB, ACC)
POWER STEERING CPLGS. & TOC ASSEMBLIES
ADAPTERS
QUICK DISCONNECT COUPLERS
BALL VALVES
LIVE SWIVELS
ACCESSORIES
AIR BRAKE CPLGS. & ASSEMBLIES
KITS
BRASS

Male O-Ring Boss Plug - Continued

For use up to SAE 100R2 maximum working pressure.

Part No.	Descr.	Prod. No.	
G60250-0016	16MB-PLUG	7259-23045	1 5/16-12
G60250-0020	20MB-PLUG	7259-23055	1 5/8-12
G60250-0024	24MB-PLUG	7259-05185	1 7/8-12
G60250-0032	32MB-PLUG	7259-07615	2 1/2-12

Male O-Ring Boss to Hex Plug





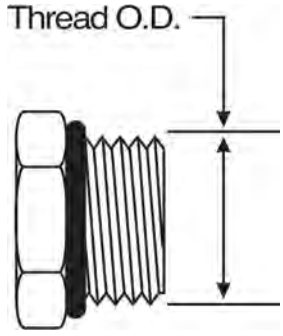

Part No.	Descr.	Prod. No.	
G60255-0004	4MB-HEXPLUG	7259-17785	7/16-20
G60255-0006	6MB-HEXPLUG	7259-17805	9/16-18
G60255-0008	8MB-HEXPLUG	7259-17815	3/4-16
G60255-0010	10MB-HEXPLUG	7259-17825	7/8-14
G60255-0012	12MB-HEXPLUG	7259-17835	1 1/16-12

Male O-Ring Boss to Male Pipe NPTF



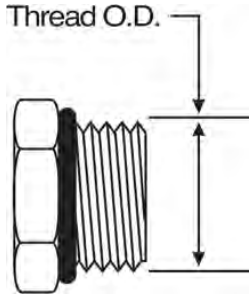

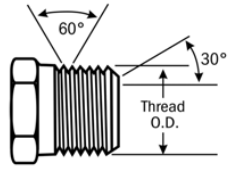

Part No.	Descr.	Prod. No.	End Type 1		End Type 2	
G60265-0404	4MB-4MP	7259-17575	MB	7/16-20	MP	1/4-18
G60265-0604	6MB-4MP	7259-17585	MB	9/16-18	MP	1/4-18

Parts Continued On Next Page

Male O-Ring Boss to Male Pipe NPTF - Continued

Part No.	Descr.	Prod. No.	End Type 1		End Type 2	
G60265-0606	6MB-6MP	7259-17595	MB	9/16-18	MP	3/8-18
G60265-0608	6MB-8MP	7259-17605	MB	9/16-18	MP	1/2-14
G60265-0804	8MB-4MP	7259-17615	MB	3/4-16	MP	1/4-18
G60265-0806	8MB-6MP	7259-17625	MB	3/4-16	MP	3/8-18
G60265-0808	8MB-8MP	7259-50725	MB	3/4-16	MP	1/2-14
G60265-1008	10MB-8MP	7259-50735	MB	7/8-14	MP	1/2-14
G60265-1012	10MB-12MP	7259-17645	MB	7/8-14	MP	3/4-14
G60265-1208	12MB-8MP	7259-17655	MB	1 1/16-12	MP	1/2-14
G60265-1212	12MB-12MP	7259-17665	MB	1 1/16-12	MP	3/4-14
G60265-1216	12MB-16MP	7259-17675	MB	1 1/16-12	MP	1-11 1/2
G60265-1616	16MB-16MP	7259-17685	MB	1 5/16-12	MP	1-11 1/2
G60265-2016	20MB-16MP	7259-17715	MB	1 5/8-12	MP	1-11 1/2

Male O-Ring Boss to Female Pipe NPTF

For use up to SAE 100R2 maximum working pressure.



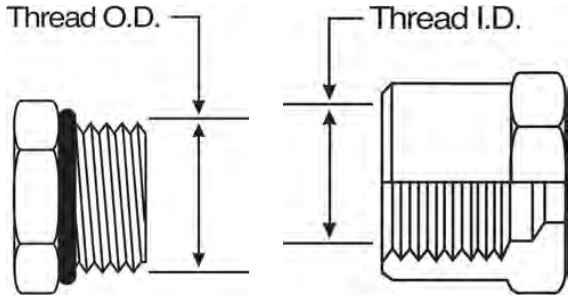

Part No.	Descr.	Prod. No.	End Type 1		End Type 2	
G60275-0302	3MB-2FP	7259-08785	MB	3/8 - 24	FP	1/8-27
G60275-0402	4MB-2FP	7259-24205	MB	7/16-20	FP	1/8-27
G60275-0404	4MB-4FP	7259-00395	MB	7/16-20	FP	1/4-18
G60275-0406	4MB-6FP	7259-05145	MB	7/16-20	FP	3/8-18
G60275-0502	5MB-2FP	7259-05945	MB	1/2-20	FP	1/8-27
G60275-0504	5MB-4FP	7259-05755	MB	1/2-20	FP	1/4-18
G60275-0602	6MB-2FP	7259-08805	MB	9/16-18	FP	1/8-27
G60275-0604	6MB-4FP	7259-24215	MB	9/16-18	FP	1/4-18
G60275-0606	6MB-6FP	7259-00205	MB	9/16-18	FP	3/8-18
G60275-0608	6MB-8FP	7259-06605	MB	9/16-18	FP	1/2-14
G60275-0804	8MB-4FP	7259-00245	MB	3/4-16	FP	1/4-18
G60275-0806	8MB-6FP	7259-24225	MB	3/4-16	FP	3/8-18
G60275-0808	8MB-8FP	7259-33255	MB	3/4-16	FP	1/2-14
G60275-0812	8MB-12FP	7259-06715	MB	3/4-16	FP	3/4-14
G60275-1004	10MB-4FP	7259-07255	MB	7/8-14	FP	1/4-18
G60275-1006	10MB-6FP	7259-00335	MB	7/8-14	FP	3/8-18
G60275-1008	10MB-8FP	7259-24235	MB	7/8-14	FP	1/2-14
G60275-1012	10MB-12FP	7259-05315	MB	7/8-14	FP	3/4-14
G60275-1208	12MB-8FP	7259-24245	MB	1 1/16-12	FP	1/2-14
G60275-1212	12MB-12FP	7259-24255	MB	1 1/16-12	FP	3/4-14

Parts Continued On Next Page

Male O-Ring Boss to Female Pipe NPTF - Continued

For use up to SAE 100R2 maximum working pressure.

Part No.	Descr.	Prod. No.	End Type 1		End Type 2	
G60275-1216	12MB-16FP	7259-06155	MB	1 1/16-12	FP	1-11 1/2
G60275-1412	14MB-12FP	7259-24265	MB	1 3/16-12	FP	3/4-14
G60275-1608	16MB-8FP	7259-05495	MB	1 5/16-12	FP	1/2-14
G60275-1612	16MB-12FP	7259-33265	MB	1 5/16-12	FP	3/4-14
G60275-1616	16MB-16FP	7259-24275	MB	1 5/16-12	FP	1-11 1/2
G60275-2016	20MB-16FP	7259-05445	MB	1 5/8-12	FP	1-11 1/2

Male O-Ring Boss to Female Pipe Swivel NPSM

For use up to SAE 100R2 maximum working pressure.



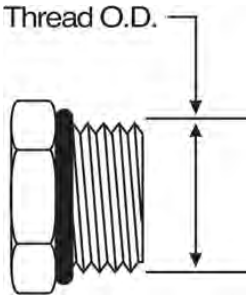

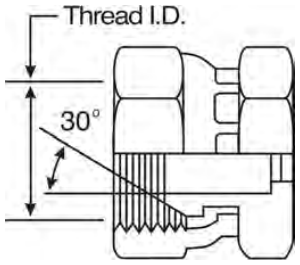

Part No.	Descr.	Prod. No.	End Type 1		End Type 2	
G60285-0404	4MB-4FPX	7259-10475	MB	7/16-20	FPX	1/4-18
G60285-0406	4MB-6FPX	7259-05395	MB	7/16-20	FPX	3/8-18
G60285-0504	5MB-4FPX	7259-11065	MB	1/2-20	FPX	1/4-18
G60285-0604	6MB-4FPX	7259-10585	MB	9/16-18	FPX	1/4-18
G60285-0606	6MB-6FPX	7259-10445	MB	9/16-18	FPX	3/8-18
G60285-0608	6MB-8FPX	7259-07495	MB	9/16-18	FPX	1/2-14
G60285-0804	8MB-4FPX	7259-11115	MB	3/4-16	FPX	1/4-18
G60285-0806	8MB-6FPX	7259-10535	MB	3/4-16	FPX	3/8-18
G60285-0808	8MB-8FPX	7259-00295	MB	3/4-16	FPX	1/2-14
G60285-0812	8MB-12FPX	7259-11105	MB	3/4-16	FPX	3/4-14
G60285-1006	10MB-6FPX	7259-11155	MB	7/8-14	FPX	3/8-18
G60285-1008	10MB-8FPX	7259-10215	MB	7/8-14	FPX	1/2-14
G60285-1012	10MB-12FPX	7259-10665	MB	7/8-14	FPX	3/4-14
G60285-1208	12MB-8FPX	7259-10725	MB	1 1/16-12	FPX	1/2-14
G60285-1212	12MB-12FPX	7259-10315	MB	1 1/16-12	FPX	3/4-14
G60285-1216	12MB-16FPX	7259-05535	MB	1 1/16-12	FPX	1-11 1/2
G60285-1412	14MB-12FPX	7259-33275	MB	1 3/16-12	FPX	3/4-14
G60285-1612	16MB-12FPX	7259-05115	MB	1 5/16-12	FPX	3/4-14
G60285-1616	16MB-16FPX	7259-33285	MB	1 5/16-12	FPX	1-11 1/2
G60285-1620	16MB-20FPX	7259-08035	MB	1 5/16-12	FPX	1 1/4-11 1/2
G60285-2012	20MB-12FPX	7259-08815	MB	1 5/8-12	FPX	3/4-14
G60285-2016	20MB-16FPX	7259-06925	MB	1 5/8-12	FPX	1-11 1/2
G60285-2020	20MB-20FPX	7259-05605	MB	1 5/8-12	FPX	1 1/4-11 1/2
G60285-2420	24MB-20FPX	7259-08825	MB	1 7/8-12	FPX	1 1/4-11 1/2
G60285-2424	24MB-24FPX	7259-07625	MB	1 7/8-12	FPX	1 1/2-11 1/2

Parts Continued On Next Page

Male O-Ring Boss to Female Pipe Swivel NPSM - Continued

For use up to SAE 100R2 maximum working pressure.

Part No.	Descr.	Prod. No.	End Type 1		End Type 2	
G60285-3232	32MB-32FPX	7259-07885	MB	2 1/2-12	FPX	2-11 1/2

Male O-Ring Boss to Female Pipe Swivel NPSM - 45°

For use up to SAE 100R2 maximum working pressure.



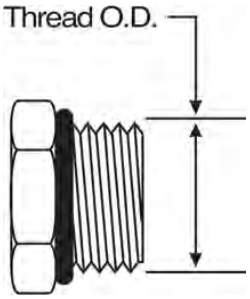

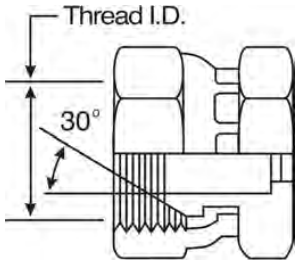

Part No.	Descr.	Prod. No.	End Type 1		End Type 2	
G60287-0402	4MB-2FPX45	7259-08835	MB	7/16-20	FPX	1/8-27
G60287-0404	4MB-4FPX45	7259-05015	MB	7/16-20	FPX	1/4-18
G60287-0406	4MB-6FPX45	7259-07795	MB	7/16-20	FPX	3/8-18
G60287-0604	6MB-4FPX45	7259-05825	MB	9/16-18	FPX	1/4-18
G60287-0606	6MB-6FPX45	7259-10915	MB	9/16-18	FPX	3/8-18
G60287-0608	6MB-8FPX45	7259-06365	MB	9/16-18	FPX	1/2-14
G60287-0804	8MB-4FPX45	7259-08845	MB	3/4-16	FPX	1/4-18
G60287-0806	8MB-6FPX45	7259-11495	MB	3/4-16	FPX	3/8-18
G60287-0808	8MB-8FPX45	7259-10875	MB	3/4-16	FPX	1/2-14
G60287-0812	8MB-12FPX45	7259-33295	MB	3/4-16	FPX	3/4-14
G60287-1006	10MB-6FPX45	7259-11645	MB	7/8-14	FPX	3/8-18
G60287-1008	10MB-8FPX45	7259-10815	MB	7/8-14	FPX	1/2-14
G60287-1012	10MB-12FPX45	7259-06575	MB	7/8-14	FPX	3/4-14
G60287-1208	12MB-8FPX45	7259-08205	MB	1 1/16-12	FPX	1/2-14
G60287-1212	12MB-12FPX45	7259-11315	MB	1 1/16-12	FPX	3/4-14
G60287-1216	12MB-16FPX45	7259-07265	MB	1 1/16-12	FPX	1-11 1/2
G60287-1612	16MB-12FPX45	7259-07425	MB	1 5/16-12	FPX	3/4-14
G60287-1616	16MB-16FPX45	7259-33325	MB	1 5/16-12	FPX	1-11 1/2
G60287-2020	20MB-20FPX45	7259-06615	MB	1 5/8-12	FPX	1 1/4-11 1/2
G60287-2424	24MB-24FPX45	7259-08415	MB	1 7/8-12	FPX	1 1/2-11 1/2

HOSE/CPLG. SELECTION
EQUIPMENT
HOSE SPECIFICATION
GLOBALSPIRAL COUPLINGS
STAINLESS STEEL SPIRAL COUPLINGS
MEGACRIMP COUPLINGS
STAINLESS STEEL BRAID COUPLINGS
POWER CRIMP COUPLINGS
FIELD ATTACHABLE - TYPE T COUPLINGS
FIELD ATTACHABLE - C5 COUPLINGS
FIELD ATTACHABLE - LOCK-ON COUPLINGS
C14 COUPLINGS & ASSEMBLIES
GLP & GL COUPLINGS
GLX COUPLINGS
PCTS THERMOPLASTIC COUPLINGS
POLARSEAL COUPLINGS (ACA, ACB, ACC)
POWER STEERING CPLGS. & TOC ASSEMBLIES
ADAPTERS
QUICK DISCONNECT COUPLERS
BALL VALVES
LIVE SWIVELS
ACCESSORIES
AIR BRAKE CPLGS. & ASSEMBLIES
KITS
BRASS

Male O-Ring Boss to Female Pipe Swivel NPSM - 90°

For use up to SAE 100R2 maximum working pressure.



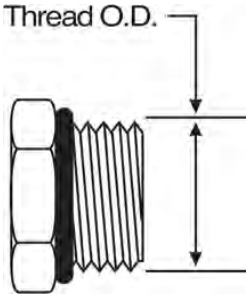

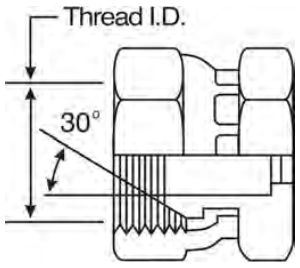

Part No.	Descr.	Prod. No.	End Type 1		End Type 2	
G60289-0402	4MB-2FPX90	7259-08215	MB	7/16-20	FPX	1/8-27
G60289-0404	4MB-4FPX90	7259-10835	MB	7/16-20	FPX	1/4-18
G60289-0406	4MB-6FPX90	7259-06625	MB	7/16-20	FPX	3/8-18
G60289-0604	6MB-4FPX90	7259-10405	MB	9/16-18	FPX	1/4-18
G60289-0606	6MB-6FPX90	7259-10285	MB	9/16-18	FPX	3/8-18
G60289-0608	6MB-8FPX90	7259-05045	MB	9/16-18	FPX	1/2-14
G60289-0804	8MB-4FPX90	7259-06175	MB	3/4-16	FPX	1/4-18
G60289-0806	8MB-6FPX90	7259-10295	MB	3/4-16	FPX	3/8-18
G60289-0808	8MB-8FPX90	7259-10155	MB	3/4-16	FPX	1/2-14
G60289-0812	8MB-12FPX90	7259-11335	MB	3/4-16	FPX	3/4-14
G60289-1006	10MB-6FPX90	7259-11215	MB	7/8-14	FPX	3/8-18
G60289-1008	10MB-8FPX90	7259-10345	MB	7/8-14	FPX	1/2-14
G60289-1012	10MB-12FPX90	7259-11295	MB	7/8-14	FPX	3/4-14
G60289-1206	12MB-6FPX90	7259-07895	MB	1 1/16-12	FPX	3/8-18
G60289-1208	12MB-8FPX90	7259-00515	MB	1 1/16-12	FPX	1/2-14
G60289-1212	12MB-12FPX90	7259-10575	MB	1 1/16-12	FPX	3/4-14
G60289-1216	12MB-16FPX90	7259-06935	MB	1 1/16-12	FPX	1-11 1/2
G60289-1412	14MB-12FPX90	7259-07175	MB	1 3/16-12	FPX	3/4-14
G60289-1612	16MB-12FPX90	7259-05805	MB	1 5/16-12	FPX	3/4-14
G60289-1616	16MB-16FPX90	7259-11125	MB	1 5/16-12	FPX	1-11 1/2
G60289-1620	16MB-20FPX90	7259-06875	MB	1 5/16-12	FPX	1 1/4-11 1/2
G60289-2012	20MB-12FPX90	7259-06945	MB	1 5/8-12	FPX	3/4-14
G60289-2016	20MB-16FPX90	7259-06635	MB	1 5/8-12	FPX	1-11 1/2
G60289-2020	20MB-20FPX90	7259-05905	MB	1 5/8-12	FPX	1 1/4-11 1/2
G60289-2424	24MB-24FPX90	7259-08855	MB	1 7/8-12	FPX	1 1/2-11 1/2
G60289-3232	32MB-32FPX90	7259-08045	MB	2 1/2-12	FPX	2-11 1/2

Female O-Ring Boss to Male Pipe NPTF

For use up to SAE 100R2 maximum working pressure.

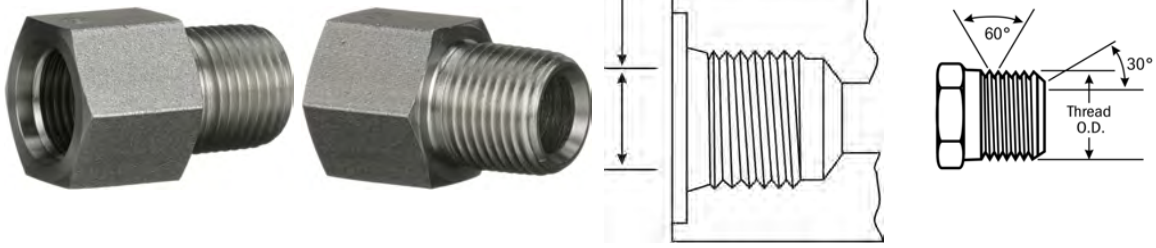

Part No.	Descr.	Prod. No.	End Type 1		End Type 2	
G60291-0402	4FB-2MP	7259-33335	FB	7/16-20	MP	1/8-27
G60291-0404	4FB-4MP	7259-06515	FB	7/16-20	MP	1/4-18
G60291-0502	5FB-2MP	7259-33355	FB	1/2-20	MP	1/8-27
G60291-0604	6FB-4MP	7259-33345	FB	9/16-18	MP	1/4-18
G60291-0606	6FB-6MP	7259-00385	FB	9/16-18	MP	3/8-18
G60291-0608	6FB-8MP	7259-00485	FB	9/16-18	MP	1/2-14
G60291-0806	8FB-6MP	7259-33365	FB	3/4-16	MP	3/8-18
G60291-0808	8FB-8MP	7259-08875	FB	3/4-16	MP	1/2-14
G60291-1008	10FB-8MP	7259-33375	FB	7/8-14	MP	1/2-14
G60291-1208	12FB-8MP	7259-06955	FB	1 1/16-12	MP	1/2-14
G60291-1212	12FB-12MP	7259-33385	FB	1 1/16-12	MP	3/4-14
G60291-1612	16FB-12MP	7259-08885	FB	1 5/16-12	MP	3/4-14
G60291-1616	16FB-16MP	7259-33395	FB	1 5/16-12	MP	1-11 1/2

Male O-Ring Boss to Male JIC 37° Flare

For use up to SAE 100R2 maximum working pressure.



Part No.	Descr.	Prod. No.	End Type 1		End Type 2	
G60301-0202	2MB-2MJ	7259-07275	MB	5/16-24	MJ	5/16-24
G60301-0204	2MB-4MJ	7259-08895	MB	5/16-24	MJ	7/16-20
G60301-0304	3MB-4MJ	7259-06255	MB	3/8 - 24	MJ	7/16-20
G60301-0403	4MB-3MJ	7259-08905	MB	7/16-20	MJ	3/8 - 24
G60301-0404	4MB-4MJ	7259-10025	MB	7/16-20	MJ	7/16-20
G60301-0404X	4MB-4MJ XBULK	7259-1002	MB	7/16-20	MJ	7/16-20

Parts Continued On Next Page

Male O-Ring Boss to Male JIC 37° Flare - Continued

For use up to SAE 100R2 maximum working pressure.

Part No.	Descr.	Prod. No.	End Type 1		End Type 2	
G60301-0405	4MB-5MJ	7259-05005	MB	7/16-20	MJ	1/2-20
G60301-0406	4MB-6MJ	7259-33405	MB	7/16-20	MJ	9/16-18
G60301-0408	4MB-8MJ	7259-08915	MB	7/16-20	MJ	3/4-16
G60301-0503	5MB-3MJ	7253-86885	MB	1/2-20	MJ	3/8 - 24
G60301-0504	5MB-4MJ	7259-10775	MB	1/2-20	MJ	7/16-20
G60301-0505	5MB-5MJ	7259-10855	MB	1/2-20	MJ	1/2-20
G60301-0506	5MB-6MJ	7259-33415	MB	1/2-20	MJ	9/16-18
G60301-0604	6MB-4MJ	7259-10045	MB	9/16-18	MJ	7/16-20
G60301-0605	6MB-5MJ	7259-00455	MB	9/16-18	MJ	1/2-20
G60301-0606	6MB-6MJ	7259-04685	MB	9/16-18	MJ	9/16-18
G60301-0608	6MB-8MJ	7259-10145	MB	9/16-18	MJ	3/4-16
G60301-0610	6MB-10MJ	7259-33425	MB	9/16-18	MJ	7/8-14
G60301-0612	6MB-12MJ	7259-07635	MB	9/16-18	MJ	1 1/16-12
G60301-0804	8MB-4MJ	7259-00025	MB	3/4-16	MJ	7/16-20
G60301-0805	8MB-5MJ	7259-06885	MB	3/4-16	MJ	1/2-20
G60301-0806	8MB-6MJ	7259-04775	MB	3/4-16	MJ	9/16-18
G60301-0808	8MB-8MJ	7259-10015	MB	3/4-16	MJ	3/4-16
G60301-0810	8MB-10MJ	7259-10425	MB	3/4-16	MJ	7/8-14
G60301-0812	8MB-12MJ	7259-10305	MB	3/4-16	MJ	1 1/16-12
G60301-0816	8MB-16MJ	7259-07285	MB	3/4-16	MJ	1 5/16-12
G60301-1004	10MB-4MJ	7259-00105	MB	7/8-14	MJ	7/16-20
G60301-1006	10MB-6MJ	7259-10095	MB	7/8-14	MJ	9/16-18
G60301-1008	10MB-8MJ	7259-10075	MB	7/8-14	MJ	3/4-16
G60301-1010	10MB-10MJ	7259-10065	MB	7/8-14	MJ	7/8-14
G60301-1012	10MB-12MJ	7259-00235	MB	7/8-14	MJ	1 1/16-12
G60301-1016	10MB-16MJ	7259-00355	MB	7/8-14	MJ	1 5/16-12
G60301-1204	12MB-4MJ	7259-07905	MB	1 1/16-12	MJ	7/16-20
G60301-1206	12MB-6MJ	7259-00305	MB	1 1/16-12	MJ	9/16-18
G60301-1208	12MB-8MJ	7259-10035	MB	1 1/16-12	MJ	3/4-16
G60301-1210	12MB-10MJ	7259-10755	MB	1 1/16-12	MJ	7/8-14
G60301-1212	12MB-12MJ	7259-10115	MB	1 1/16-12	MJ	1 1/16-12
G60301-1214	12MB-14MJ	7259-08225	MB	1 1/16-12	MJ	1 3/16-12
G60301-1216	12MB-16MJ	7259-10885	MB	1 1/16-12	MJ	1 5/16-12
G60301-1220	12MB-20MJ	7259-06005	MB	1 1/16-12	MJ	1 5/8-12
G60301-1410	14MB-10MJ	7259-08425	MB	1 3/16-12	MJ	7/8-14
G60301-1412	14MB-12MJ	7259-06185	MB	1 3/16-12	MJ	1 1/16-12
G60301-1414	14MB-14MJ	7259-07525	MB	1 3/16-12	MJ	1 3/16-12
G60301-1416	14MB-16MJ	7259-08235	MB	1 3/16-12	MJ	1 5/16-12
G60301-1608	16MB-8MJ	7259-00125	MB	1 5/16-12	MJ	3/4-16
G60301-1610	16MB-10MJ	7259-11385	MB	1 5/16-12	MJ	7/8-14
G60301-1612	16MB-12MJ	7259-10135	MB	1 5/16-12	MJ	1 1/16-12
G60301-1616	16MB-16MJ	7259-10055	MB	1 5/16-12	MJ	1 5/16-12
G60301-1620	16MB-20MJ	7259-05485	MB	1 5/16-12	MJ	1 5/8-12
G60301-2010	20MB-10MJ	7253-86907	MB	1 5/8-12	MJ	7/8-14
G60301-2012	20MB-12MJ	7259-11255	MB	1 5/8-12	MJ	1 1/16-12
G60301-2016	20MB-16MJ	7259-10245	MB	1 5/8-12	MJ	1 5/16-12
G60301-2020	20MB-20MJ	7259-11235	MB	1 5/8-12	MJ	1 5/8-12
G60301-2024	20MB-24MJ	7259-06315	MB	1 5/8-12	MJ	1 7/8-12
G60301-2416	24MB-16MJ	7259-00365	MB	1 7/8-12	MJ	1 5/16-12
G60301-2420	24MB-20MJ	7259-05505	MB	1 7/8-12	MJ	1 5/8-12
G60301-2424	24MB-24MJ	7259-05345	MB	1 7/8-12	MJ	1 7/8-12
G60301-3224	32MB-24MJ	7259-07645	MB	2 1/2-12	MJ	1 7/8-12

Parts Continued On Next Page

Male O-Ring Boss to Male JIC 37° Flare - Continued

For use up to SAE 100R2 maximum working pressure.

Part No.	Descr.	Prod. No.	End Type 1		End Type 2	
G60301-3232	32MB-32MJ	7259-09855	MB	2 1/2-12	MJ	2 1/2-12

Male O-Ring Boss to Male JIC 37° Flare - 45°

For use up to SAE 100R2 maximum working pressure.



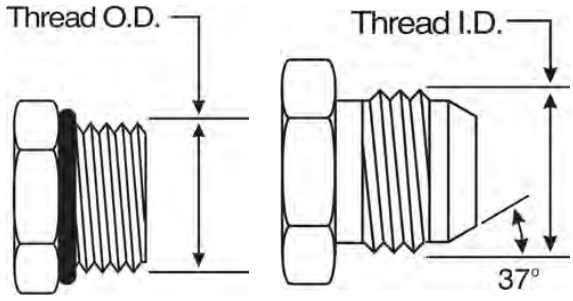

Part No.	Descr.	Prod. No.	End Type 1		End Type 2	
G60308-0404	4MB-4MJ45	7259-28565	MB	7/16-20	MJ	7/16-20
G60308-0406	4MB-6MJ45	7259-00095	MB	7/16-20	MJ	9/16-18
G60308-0505	5MB-5MJ45	7259-28575	MB	1/2-20	MJ	1/2-20
G60308-0506	5MB-6MJ45	7259-05405	MB	1/2-20	MJ	9/16-18
G60308-0606	6MB-6MJ45	7259-28585	MB	9/16-18	MJ	9/16-18
G60308-0608	6MB-8MJ45	7259-05335	MB	9/16-18	MJ	3/4-16
G60308-0806	8MB-6MJ45	7259-77595	MB	3/4-16	MJ	9/16-18
G60308-0808	8MB-8MJ45	7259-28255	MB	3/4-16	MJ	3/4-16
G60308-0810	8MB-10MJ45	7259-28415	MB	3/4-16	MJ	7/8-14
G60308-0812	8MB-12MJ45	7259-06895	MB	3/4-16	MJ	1 1/16-12
G60308-1006	10MB-6MJ45	7259-18285	MB	7/8-14	MJ	9/16-18
G60308-1008	10MB-8MJ45	7259-28425	MB	7/8-14	MJ	3/4-16
G60308-1010	10MB-10MJ45	7259-10895	MB	7/8-14	MJ	7/8-14
G60308-1012	10MB-12MJ45	7259-05785	MB	7/8-14	MJ	1 1/16-12
G60308-1210	12MB-10MJ45	7259-77605	MB	1 1/16-12	MJ	7/8-14
G60308-1212	12MB-12MJ45	7259-28595	MB	1 1/16-12	MJ	1 1/16-12
G60308-1216	12MB-16MJ45	7259-28435	MB	1 1/16-12	MJ	1 5/16-12
G60308-1414	14MB-14MJ45	7259-28605	MB	1 3/16-12	MJ	1 3/16-12
G60308-1612	16MB-12MJ45	7259-28445	MB	1 5/16-12	MJ	1 1/16-12
G60308-1616	16MB-16MJ45	7259-28615	MB	1 5/16-12	MJ	1 5/16-12
G60308-1620	16MB-20MJ45	7259-08065	MB	1 5/16-12	MJ	1 5/8-12
G60308-2016	20MB-16MJ45	7259-07295	MB	1 5/8-12	MJ	1 5/16-12
G60308-2020	20MB-20MJ45	7259-05955	MB	1 5/8-12	MJ	1 5/8-12
G60308-2424	24MB-24MJ45	7259-06975	MB	1 7/8-12	MJ	1 7/8-12

HOSE/CPLG. SELECTION
EQUIPMENT
HOSE SPECIFICATION
GLOBALSPIRAL COUPLINGS
STAINLESS STEEL SPIRAL COUPLINGS
MEGACRIMP COUPLINGS
STAINLESS STEEL BRAID COUPLINGS
POWER CRIMP COUPLINGS
FIELD ATTACHABLE - TYPE T COUPLINGS
FIELD ATTACHABLE - C5 COUPLINGS
FIELD ATTACHABLE - LOCK-ON COUPLINGS
C14 COUPLINGS & ASSEMBLIES
GLP & GL COUPLINGS
GLX COUPLINGS
PCTS THERMOPLASTIC COUPLINGS
POLARSEAL COUPLINGS (ACA, ACB, ACC)
POWER STEERING CPLGS. & TOC ASSEMBLIES
ADAPTERS
QUICK DISCONNECT COUPLERS
BALL VALVES
LIVE SWIVELS
ACCESSORIES
AIR BRAKE CPLGS. & ASSEMBLIES
KITS
BRASS

Male O-Ring Boss to Male JIC 37° Flare - 90°

For use up to SAE 100R2 maximum working pressure.



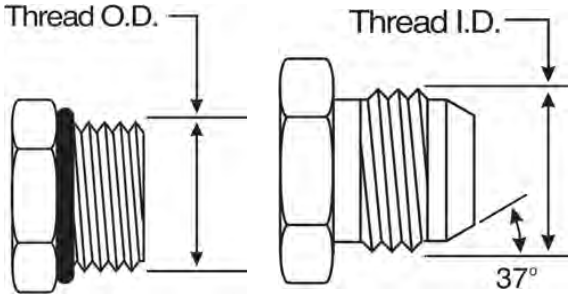

Part No.	Descr.	Prod. No.	End Type 1		End Type 2	
G60312-0202	2MB-2MJ90	7259-08925	MB	5/16-24	MJ	5/16-24
G60312-0303	3MB-3MJ90	7259-77615	MB	3/8 - 24	MJ	3/8 - 24
G60312-0404	4MB-4MJ90	7259-28265	MB	7/16-20	MJ	7/16-20
G60312-0405	4MB-5MJ90	7259-77625	MB	7/16-20	MJ	1/2-20
G60312-0406	4MB-6MJ90	7259-28455	MB	7/16-20	MJ	9/16-18
G60312-0408	4MB-8MJ90	7259-09825	MB	7/16-20	MJ	3/4-16
G60312-0504	5MB-4MJ90	7259-05615	MB	1/2-20	MJ	7/16-20
G60312-0505	5MB-5MJ90	7259-28625	MB	1/2-20	MJ	1/2-20
G60312-0506	5MB-6MJ90	7259-05075	MB	1/2-20	MJ	9/16-18
G60312-0508	5MB-8MJ90	7259-06985	MB	1/2-20	MJ	3/4-16
G60312-0604	6MB-4MJ90	7259-28465	MB	9/16-18	MJ	7/16-20
G60312-0605	6MB-5MJ90	7259-28475	MB	9/16-18	MJ	1/2-20
G60312-0606	6MB-6MJ90	7259-28275	MB	9/16-18	MJ	9/16-18
G60312-0608	6MB-8MJ90	7259-28485	MB	9/16-18	MJ	3/4-16
G60312-0610	6MB-10MJ90	7259-28495	MB	9/16-18	MJ	7/8-14
G60312-0612	6MB-12MJ90	7259-07915	MB	9/16-18	MJ	1 1/16-12
G60312-0804	8MB-4MJ90	7259-05165	MB	3/4-16	MJ	7/16-20
G60312-0805	8MB-5MJ90	7259-08075	MB	3/4-16	MJ	1/2-20
G60312-0806	8MB-6MJ90	7259-28505	MB	3/4-16	MJ	9/16-18
G60312-0808	8MB-8MJ90	7259-28285	MB	3/4-16	MJ	3/4-16
G60312-0810	8MB-10MJ90	7259-28515	MB	3/4-16	MJ	7/8-14
G60312-0812	8MB-12MJ90	7259-28525	MB	3/4-16	MJ	1 1/16-12
G60312-0816	8MB-16MJ90	7259-08445	MB	3/4-16	MJ	1 5/16-12
G60312-1005	10MB-5MJ90	7259-08935	MB	7/8-14	MJ	1/2-20
G60312-1006	10MB-6MJ90	7259-00215	MB	7/8-14	MJ	9/16-18
G60312-1008	10MB-8MJ90	7259-28295	MB	7/8-14	MJ	3/4-16
G60312-1010	10MB-10MJ90	7259-28635	MB	7/8-14	MJ	7/8-14
G60312-1012	10MB-12MJ90	7259-28535	MB	7/8-14	MJ	1 1/16-12
G60312-1016	10MB-16MJ90	7259-05275	MB	7/8-14	MJ	1 5/16-12
G60312-1206	12MB-6MJ90	7259-05065	MB	1 1/16-12	MJ	9/16-18
G60312-1208	12MB-8MJ90	7259-00055	MB	1 1/16-12	MJ	3/4-16
G60312-1210	12MB-10MJ90	7259-28545	MB	1 1/16-12	MJ	7/8-14
G60312-1212	12MB-12MJ90	7259-28645	MB	1 1/16-12	MJ	1 1/16-12
G60312-1214	12MB-14MJ90	7259-08945	MB	1 1/16-12	MJ	1 3/16-12
G60312-1216	12MB-16MJ90	7259-28555	MB	1 1/16-12	MJ	1 5/16-12
G60312-1220	12MB-20MJ90	7259-08435	MB	1 1/16-12	MJ	1 5/8-12
G60312-1412	14MB-12MJ90	7259-06435	MB	1 3/16-12	MJ	1 1/16-12
G60312-1414	14MB-14MJ90	7259-28655	MB	1 3/16-12	MJ	1 3/16-12
G60312-1416	14MB-16MJ90	7259-07305	MB	1 3/16-12	MJ	1 5/16-12

Parts Continued On Next Page

Male O-Ring Boss to Male JIC 37° Flare - 90° - Continued

For use up to SAE 100R2 maximum working pressure.

Part No.	Descr.	Prod. No.	End Type 1		End Type 2	
G60312-1420	14MB-20MJ90	7259-08955	MB	1 3/16-12	MJ	1 5/8-12
G60312-1608	16MB-8MJ90	7259-05885	MB	1 5/16-12	MJ	3/4-16
G60312-1610	16MB-10MJ90	7259-08965	MB	1 5/16-12	MJ	7/8-14
G60312-1612	16MB-12MJ90	7259-28315	MB	1 5/16-12	MJ	1 1/16-12
G60312-1614	16MB-14MJ90	7259-08975	MB	1 5/16-12	MJ	1 3/16-12
G60312-1616	16MB-16MJ90	7259-28325	MB	1 5/16-12	MJ	1 5/16-12
G60312-1620	16MB-20MJ90	7259-77655	MB	1 5/16-12	MJ	1 5/8-12
G60312-1624	16MB-24MJ90	7259-08255	MB	1 5/16-12	MJ	1 7/8-12
G60312-2010	20MB-10MJ90	7259-08265	MB	1 5/8-12	MJ	7/8-14
G60312-2012	20MB-12MJ90	7259-05995	MB	1 5/8-12	MJ	1 1/16-12
G60312-2016	20MB-16MJ90	7259-05055	MB	1 5/8-12	MJ	1 5/16-12
G60312-2020	20MB-20MJ90	7259-77665	MB	1 5/8-12	MJ	1 5/8-12
G60312-2024	20MB-24MJ90	7259-06015	MB	1 5/8-12	MJ	1 7/8-12
G60312-2420	24MB-20MJ90	7259-06525	MB	1 7/8-12	MJ	1 5/8-12
G60312-2424	24MB-24MJ90	7259-77675	MB	1 7/8-12	MJ	1 7/8-12
G60312-3232	32MB-32MJ90	7259-07135	MB	2 1/2-12	MJ	2 1/2-12

Male O-Ring Boss to Female JIC 37° Flare Swivel

For use up to SAE 100R2 maximum working pressure.



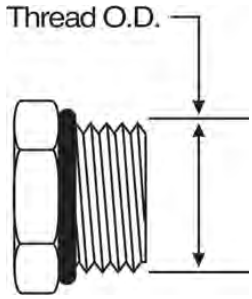

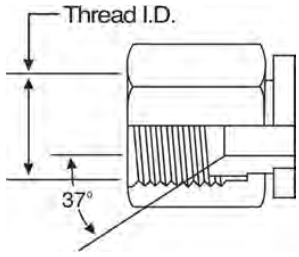

Part No.	Descr.	Prod. No.	End Type 1		End Type 2	
G60320-0606	6MB-6FJX	7259-42155	MB	9/16-18	FJX	9/16-18
G60320-0608	6MB-8FJX	7253-78305	MB	9/16-18	FJX	3/4-16
G60320-0808	8MB-8FJX	7259-42185	MB	3/4-16	FJX	3/4-16
G60320-1010	10MB-10FJX	7253-77715	MB	7/8-14	FJX	7/8-14
G60320-1212	12MB-12FJX	7259-17755	MB	1 1/16-12	FJX	1 1/16-12
G60320-1616	16MB-16FJX	7253-77735	MB	1 5/16-12	FJX	1 5/16-12

Male O-Ring Boss to Female O-Ring Boss



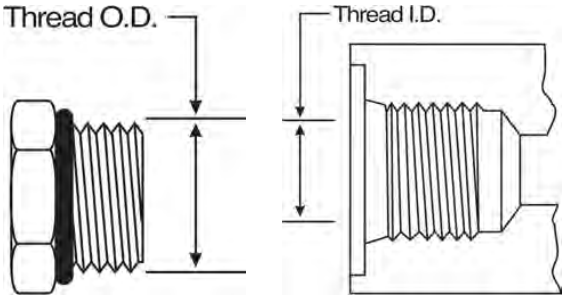

Part No.	Descr.	Prod. No.	End Type 1		End Type 2	
G60340-0406	4MB-6FB	7259-17885	MB	7/16-20	FB	9/16-18
G60340-0604	6MB-4FB	7259-17895	MB	9/16-18	FB	7/16-20
G60340-0606	6MB-6FB	7259-17905	MB	9/16-18	FB	9/16-18
G60340-0806	8MB-6FB	7259-17925	MB	3/4-16	FB	9/16-18
G60340-0808	8MB-8FB	7259-17935	MB	3/4-16	FB	3/4-16
G60340-0810	8MB-10FB	7259-17945	MB	3/4-16	FB	7/8-14
G60340-0812	8MB-12FB	7259-17955	MB	3/4-16	FB	1 1/16-12
G60340-1006	10MB-6FB	7259-17965	MB	7/8-14	FB	9/16-18
G60340-1008	10MB-8FB	7259-17975	MB	7/8-14	FB	3/4-16
G60340-1012	10MB-12FB	7259-17985	MB	7/8-14	FB	1 1/16-12
G60340-1208	12MB-8FB	7259-17995	MB	1 1/16-12	FB	3/4-16
G60340-1210	12MB-10FB	7259-18005	MB	1 1/16-12	FB	7/8-14
G60340-1212	12MB-12FB	7259-18015	MB	1 1/16-12	FB	1 1/16-12
G60340-1616	16MB-16FB	7259-18025	MB	1 5/16-12	FB	1 5/16-12

Male JIC 37° Flare on Run to Male O-Ring Boss - Tee

For use up to SAE 100R2 maximum working pressure.



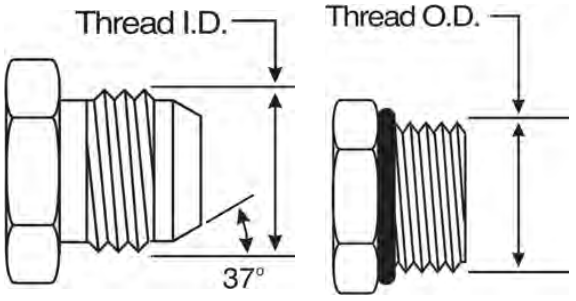

Part No.	Descr.	Prod. No.	End Type 1		End Type 2		End Type 3	
G60350-0404	4MJ-4MJ-4MB	7259-33615	MJ	7/16-20	MJ	7/16-20	MB	7/16-20
G60350-0505	5MJ-5MJ-5MB	7259-33625	MJ	1/2-20	MJ	1/2-20	MB	1/2-20
G60350-0606	6MJ-6MJ-6MB	7259-33635	MJ	9/16-18	MJ	9/16-18	MB	9/16-18
G60350-0808	8MJ-8MJ-8MB	7259-33645	MJ	3/4-16	MJ	3/4-16	MB	3/4-16
G60350-0810	8MJ-8MJ-10MB	7259-07655	MJ	3/4-16	MJ	3/4-16	MB	7/8-14

Parts Continued On Next Page

Male JIC 37° Flare on Run to Male O-Ring Boss - Tee - Continued

For use up to SAE 100R2 maximum working pressure.

Part No.	Descr.	Prod. No.	End Type 1		End Type 2		End Type 3	
G60350-1210	12MJ-12MJ-10MB	7259-08985	MJ	1 1/16-12	MJ	1 1/16-12	MB	7/8-14
G60350-1212	12MJ-12MJ-12MB	7259-33665	MJ	1 1/16-12	MJ	1 1/16-12	MB	1 1/16-12
G60350-1414	14MJ-14MJ-14MB	7259-08995	MJ	1 3/16-12	MJ	1 3/16-12	MB	1 3/16-12
G60350-1616	16MJ-16MJ-16MB	7259-33675	MJ	1 5/16-12	MJ	1 5/16-12	MB	1 5/16-12
G60350-2020	20MJ-20MJ-20MB	7259-09005	MJ	1 5/8-12	MJ	1 5/8-12	MB	1 5/8-12
G60350-2424	24MJ-24MJ-24MB	7259-09015	MJ	1 7/8-12	MJ	1 7/8-12	MB	1 7/8-12

Male O-Ring Boss to Male JIC 37° Flare to Male JIC 37° Flare - Tee

For use up to SAE 100R2 maximum working pressure.



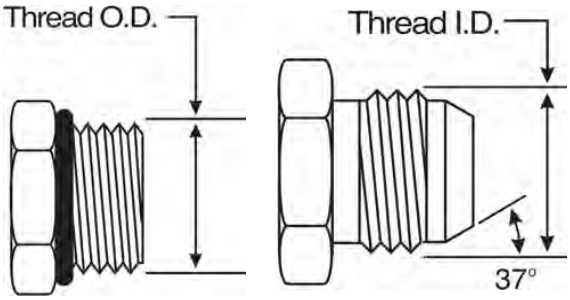

Part No.	Descr.	Prod. No.	End Type 1		End Type 2		End Type 3	
G60352-0404	4MB-4MJ-4MJ	7259-33685	MB	7/16-20	MJ	7/16-20	MJ	7/16-20
G60352-0505	5MB-5MJ-5MJ	7259-33695	MB	1/2-20	MJ	1/2-20	MJ	1/2-20
G60352-0606	6MB-6MJ-6MJ	7259-33705	MB	9/16-18	MJ	9/16-18	MJ	9/16-18
G60352-0608	6MB-8MJ-6MJ	7259-00185	MB	9/16-18	MJ	3/4-16	MJ	9/16-18
G60352-0808	8MB-8MJ-8MJ	7259-33715	MB	3/4-16	MJ	3/4-16	MJ	3/4-16
G60352-1010	10MB-10MJ-10MJ	7259-33725	MB	7/8-14	MJ	7/8-14	MJ	7/8-14
G60352-1212	12MB-12MJ-12MJ	7259-33735	MB	1 1/16-12	MJ	1 1/16-12	MJ	1 1/16-12
G60352-1216	12MB-12MJ-16MJ	7259-09025	MB	1 1/16-12	MJ	1 1/16-12	MJ	1 5/16-12
G60352-1414	14MB-14MJ-14MJ	7259-09035	MB	1 3/16-12	MJ	1 3/16-12	MJ	1 3/16-12
G60352-1616	16MB-16MJ-16MJ	7259-33745	MB	1 5/16-12	MJ	1 5/16-12	MJ	1 5/16-12
G60352-2020	20MB-20MJ-20MJ	7259-07535	MB	1 5/8-12	MJ	1 5/8-12	MJ	1 5/8-12
G60352-2424	24MB-24MJ-24MJ	7259-09045	MB	1 7/8-12	MJ	1 7/8-12	MJ	1 7/8-12

Female JIC 37° Flare Cap

For use up to SAE 100R2 maximum working pressure.





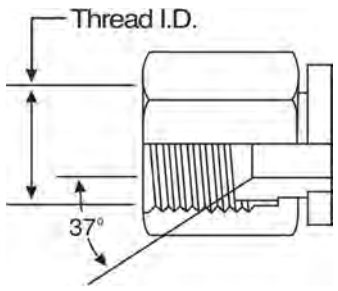

Part No.	Descr.	Prod. No.	
G60401-0002	2FJ-CAP	7259-09865	5/16-24
G60401-0003	3FJ-CAP	7259-07435	3/8 - 24
G60401-0004	4FJ-CAP	7259-24305	7/16-20
G60401-0005	5FJ-CAP	7259-24315	1/2-20
G60401-0006	6FJ-CAP	7259-24325	9/16-18
G60401-0008	8FJ-CAP	7259-24335	3/4-16
G60401-0010	10FJ-CAP	7259-24345	7/8-14
G60401-0012	12FJ-CAP	7259-24355	1 1/16-12
G60401-0014	14FJ-CAP	7259-00445	1 3/16-12
G60401-0016	16FJ-CAP	7259-24365	1 5/16-12
G60401-0020	20FJ-CAP	7253-24375	1 5/8-12
G60401-0024	24FJ-CAP	7259-24385	1 7/8-12
G60401-0032	32FJ-CAP	7259-24405	2 1/2-12

Male JIC 37° Flare Plug





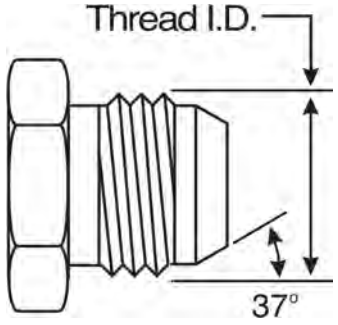

Part No.	Descr.	Prod. No.	
G60402-0002	2MJ-PLUG	7259-16805	5/16-24
G60402-0003	3MJ-PLUG	7259-09775	3/8 - 24
G60402-0004	4MJ-PLUG	7259-22885	7/16-20
G60402-0005	5MJ-PLUG	7259-22895	1/2-20
G60402-0006	6MJ-PLUG	7259-22905	9/16-18
G60402-0008	8MJ-PLUG	7259-22915	3/4-16

Parts Continued On Next Page

Male JIC 37° Flare Plug - Continued

For use up to SAE 100R2 maximum working pressure.

Part No.	Descr.	Prod. No.	
G60402-0010	10MJ-PLUG	7259-22925	7/8-14
G60402-0012	12MJ-PLUG	7259-22935	1 1/16-12
G60402-0014	14MJ-PLUG	7259-22945	1 3/16-12
G60402-0016	16MJ-PLUG	7259-22955	1 5/16-12
G60402-0020	20MJ-PLUG	7259-22965	1 5/8-12
G60402-0024	24MJ-PLUG	7259-33755	1 7/8-12
G60402-0032	32MJ-PLUG	7259-33765	2 1/2-12

Male JIC 37° Flare to Female Braze - On

For use up to SAE 100R2 maximum working pressure.





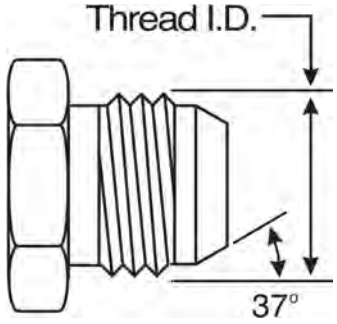

Part No.	Descr.	Prod. No.	⊖ "	
G60405-2020	20MJ-20FBO	7253-28735	1 1/4	1 5/8-12

Male JIC 37° Flare to Male JIC 37° Flare

For use up to SAE 100R2 maximum working pressure.





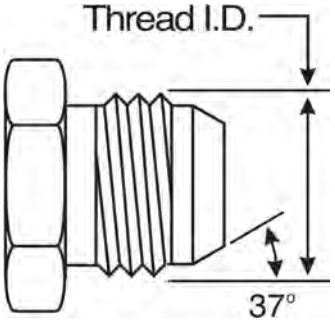

Part No.	Descr.	Prod. No.	End Type 1		End Type 2	
G60410-0202	2MJ-2MJ	7259-77775	MJ	5/16-24	MJ	5/16-24
G60410-0302	3MJ-2MJ	7259-09065	MJ	3/8 - 24	MJ	5/16-24
G60410-0303	3MJ-3MJ	7259-77785	MJ	3/8 - 24	MJ	3/8 - 24
G60410-0403	4MJ-3MJ	7259-09075	MJ	7/16-20	MJ	3/8 - 24
G60410-0404	4MJ-4MJ	7259-10125	MJ	7/16-20	MJ	7/16-20
G60410-0504	5MJ-4MJ	7259-77795	MJ	1/2-20	MJ	7/16-20
G60410-0505	5MJ-5MJ	7259-10735	MJ	1/2-20	MJ	1/2-20
G60410-0604	6MJ-4MJ	7259-00285	MJ	9/16-18	MJ	7/16-20
G60410-0605	6MJ-5MJ	7259-77805	MJ	9/16-18	MJ	1/2-20
G60410-0606	6MJ-6MJ	7259-06265	MJ	9/16-18	MJ	9/16-18
G60410-0804	8MJ-4MJ	7259-06505	MJ	3/4-16	MJ	7/16-20
G60410-0805	8MJ-5MJ	7259-09085	MJ	3/4-16	MJ	1/2-20
G60410-0806	8MJ-6MJ	7259-00075	MJ	3/4-16	MJ	9/16-18
G60410-0808	8MJ-8MJ	7259-06275	MJ	3/4-16	MJ	3/4-16
G60410-1004	10MJ-4MJ	7259-07195	MJ	7/8-14	MJ	7/16-20
G60410-1006	10MJ-6MJ	7259-07805	MJ	7/8-14	MJ	9/16-18
G60410-1008	10MJ-8MJ	7259-00375	MJ	7/8-14	MJ	3/4-16
G60410-1010	10MJ-10MJ	7259-10225	MJ	7/8-14	MJ	7/8-14
G60410-1204	12MJ-4MJ	7259-09095	MJ	1 1/16-12	MJ	7/16-20
G60410-1206	12MJ-6MJ	7259-08455	MJ	1 1/16-12	MJ	9/16-18
G60410-1208	12MJ-8MJ	7259-77815	MJ	1 1/16-12	MJ	3/4-16
G60410-1210	12MJ-10MJ	7259-00565	MJ	1 1/16-12	MJ	7/8-14
G60410-1212	12MJ-12MJ	7259-10235	MJ	1 1/16-12	MJ	1 1/16-12
G60410-1412	14MJ-12MJ	7259-09105	MJ	1 3/16-12	MJ	1 1/16-12
G60410-1414	14MJ-14MJ	7259-77825	MJ	1 3/16-12	MJ	1 3/16-12
G60410-1608	16MJ-8MJ	7259-07205	MJ	1 5/16-12	MJ	3/4-16
G60410-1610	16MJ-10MJ	7259-07505	MJ	1 5/16-12	MJ	7/8-14
G60410-1612	16MJ-12MJ	7259-77835	MJ	1 5/16-12	MJ	1 1/16-12
G60410-1616	16MJ-16MJ	7259-10655	MJ	1 5/16-12	MJ	1 5/16-12
G60410-2012	20MJ-12MJ	7259-09115	MJ	1 5/8-12	MJ	1 1/16-12
G60410-2016	20MJ-16MJ	7259-06555	MJ	1 5/8-12	MJ	1 5/16-12
G60410-2020	20MJ-20MJ	7259-11145	MJ	1 5/8-12	MJ	1 5/8-12
G60410-2412	24MJ-12MJ	7259-09125	MJ	1 7/8-12	MJ	1 1/16-12
G60410-2420	24MJ-20MJ	7259-09135	MJ	1 7/8-12	MJ	1 5/8-12
G60410-2424	24MJ-24MJ	7259-33845	MJ	1 7/8-12	MJ	1 7/8-12
G60410-3232	32MJ-32MJ	7259-33855	MJ	2 1/2-12	MJ	2 1/2-12

Male JIC 37° Flare to Male JIC 37° Flare Large Hex





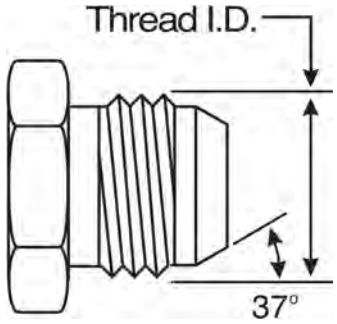

Part No.	Descr.	Prod. No.	End Type 1		End Type 2	
G60413-0404	4MJ-4MJ LH	7259-16715	MJ	7/16-20	MJ	7/16-20
G60413-0606	6MJ-6MJ LH	7259-16725	MJ	9/16-18	MJ	9/16-18
G60413-0808	8MJ-8MJ LH	7259-16735	MJ	3/4-16	MJ	3/4-16
G60413-1010	10MJ-10MJ LH	7259-16745	MJ	7/8-14	MJ	7/8-14
G60413-1212	12MJ-12MJ LH	7259-16755	MJ	1 1/16-12	MJ	1 1/16-12
G60413-1616	16MJ-16MJLH	7259-16765	MJ	1 5/16-20	MJ	1 5/16-20
G60413-2020	20MJ-20MJ LH	7259-16775	MJ	1 5/8-12	MJ	1 5/8-12

Male JIC 37° Flare to Male JIC 37° Flare - 90°

For use up to SAE 100R2 maximum working pressure.





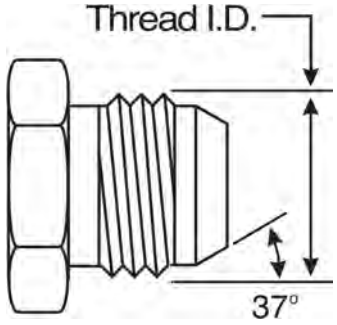

Part No.	Descr.	Prod. No.	End Type 1		End Type 2	
G60417-0202	2MJ-2MJ90	7259-09145	MJ	5/16-24	MJ	5/16-24
G60417-0404	4MJ-4MJ90	7259-77845	MJ	7/16-20	MJ	7/16-20
G60417-0505	5MJ-5MJ90	7259-05865	MJ	1/2-20	MJ	1/2-20
G60417-0604	6MJ-4MJ90	7259-07925	MJ	9/16-18	MJ	7/16-20
G60417-0606	6MJ-6MJ90	7259-77855	MJ	9/16-18	MJ	9/16-18
G60417-0806	8MJ-6MJ90	7259-06745	MJ	3/4-16	MJ	9/16-18
G60417-0808	8MJ-8MJ90	7259-77865	MJ	3/4-16	MJ	3/4-16
G60417-1010	10MJ-10MJ90	7259-77875	MJ	7/8-14	MJ	7/8-14
G60417-1212	12MJ-12MJ90	7259-77885	MJ	1 1/16-12	MJ	1 1/16-12
G60417-1414	14MJ-14MJ90	7259-08275	MJ	1 3/16-12	MJ	1 3/16-12
G60417-1612	16MJ-12MJ90	7259-09155	MJ	1 5/16-12	MJ	1 1/16-12

Parts Continued On Next Page

Male JIC 37° Flare to Male JIC 37° Flare - 90° - Continued

For use up to SAE 100R2 maximum working pressure.

Part No.	Descr.	Prod. No.	End Type 1		End Type 2	
G60417-1616	16MJ-16MJ90	7259-77895	MJ	1 5/16-12	MJ	1 5/16-12
G60417-2020	20MJ-20MJ90	7259-07095	MJ	1 5/8-12	MJ	1 5/8-12
G60417-2424	24MJ-24MJ90	7259-07105	MJ	1 7/8-12	MJ	1 7/8-12
G60417-3232	32MJ-32MJ90	7259-08465	MJ	2 1/2-12	MJ	2 1/2-12

Male JIC 37° Flare to Female JIC 37° Flare

For use up to SAE 100R2 maximum working pressure.



Part No.	Descr.	Prod. No.	End Type 1		End Type 2	
G60420-0406	4MJ-6FJ	7259-33865	MJ	7/16-20	FJ	9/16-18
G60420-0504	5MJ-4FJ	7259-07445	MJ	1/2-20	FJ	7/16-20
G60420-0506	5MJ-6FJ	7259-09175	MJ	1/2-20	FJ	9/16-18
G60420-0604	6MJ-4FJ	7259-00015	MJ	9/16-18	FJ	7/16-20
G60420-0606	6MJ-6FJ	7259-09195	MJ	9/16-18	FJ	9/16-18
G60420-0608	6MJ-8FJ	7259-33875	MJ	9/16-18	FJ	3/4-16
G60420-0610	6MJ-10FJ	7259-33885	MJ	9/16-18	FJ	7/8-14
G60420-0804	8MJ-4FJ	7259-00935	MJ	3/4-16	FJ	7/16-20
G60420-0808	8MJ-8FJ	7259-06135	MJ	3/4-16	FJ	3/4-16
G60420-0810	8MJ-10FJ	7253-33895	MJ	3/4-16	FJ	7/8-14
G60420-0812	8MJ-12FJ	7259-33905	MJ	3/4-16	FJ	1 1/16-12
G60420-1006	10MJ-6FJ	7259-05375	MJ	7/8-14	FJ	9/16-18
G60420-1008	10MJ-8FJ	7259-00705	MJ	7/8-14	FJ	3/4-16
G60420-1012	10MJ-12FJ	7259-33915	MJ	7/8-14	FJ	1 1/16-12
G60420-1016	10MJ-16FJ	7259-33925	MJ	7/8-14	FJ	1 5/16-12
G60420-1208	12MJ-8FJ	7259-00115	MJ	1 1/16-12	FJ	3/4-16
G60420-1212	12MJ-12FJ	7259-09205	MJ	1 1/16-12	FJ	1 1/16-12
G60420-1216	12MJ-16FJ	7253-33935	MJ	1 1/16-12	FJ	1 5/16-12
G60420-1220	12MJ-20FJ	7253-33945	MJ	1 1/16-12	FJ	1 5/8-12
G60420-1616	16MJ-16FJ	7259-09215	MJ	1 5/16-12	FJ	1 5/16-12
G60420-1620	16MJ-20FJ	7259-33955	MJ	1 5/16-12	FJ	1 5/8-12
G60420-2016	20MJ-16FJ	7259-05085	MJ	1 5/8-12	FJ	1 5/16-12
G60420-2420	24MJ-20FJ	7259-16785	MJ	1 7/8-12	FJ	1 5/8-12

Male JIC 37° Flare to Female JIC 37° Flare Swivel - 45°

For use up to SAE 100R2 maximum working pressure.

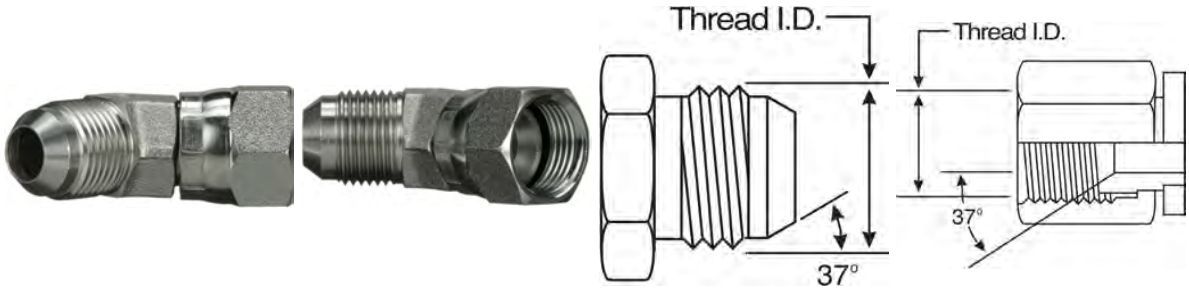

Part No.	Descr.	Prod. No.	End Type 1		End Type 2	
G60424-0404	4MJ-4FJX45	7259-23215	MJ	7/16-20	FJX	7/16-20
G60424-0505	5MJ-5FJX45	7259-33965	MJ	1/2-20	FJX	1/2-20
G60424-0606	6MJ-6FJX45	7259-23225	MJ	9/16-18	FJX	9/16-18
G60424-0808	8MJ-8FJX45	7259-23235	MJ	3/4-16	FJX	3/4-16
G60424-1010	10MJ-10FJX45	7259-23245	MJ	7/8-14	FJX	7/8-14
G60424-1212	12MJ-12FJX45	7259-23255	MJ	1 1/16-12	FJX	1 1/16-12
G60424-1414	14MJ-14FJX45	7259-06995	MJ	1 3/16-12	FJX	1 3/16-12
G60424-1616	16MJ-16FJX45	7259-23265	MJ	1 5/16-12	FJX	1 5/16-12
G60424-2020	20MJ-20FJX45	7259-23275	MJ	1 5/8-12	FJX	1 5/8-12
G60424-2424	24MJ-24FJX45	7259-05455	MJ	1 7/8-12	FJX	1 7/8-12
G60424-3232	32MJ-32FJX45	7259-07935	MJ	2 1/2-12	FJX	2 1/2-12

Male JIC 37° Flare to Female JIC 37° Flare Swivel - 90°

For use up to SAE 100R2 maximum working pressure.

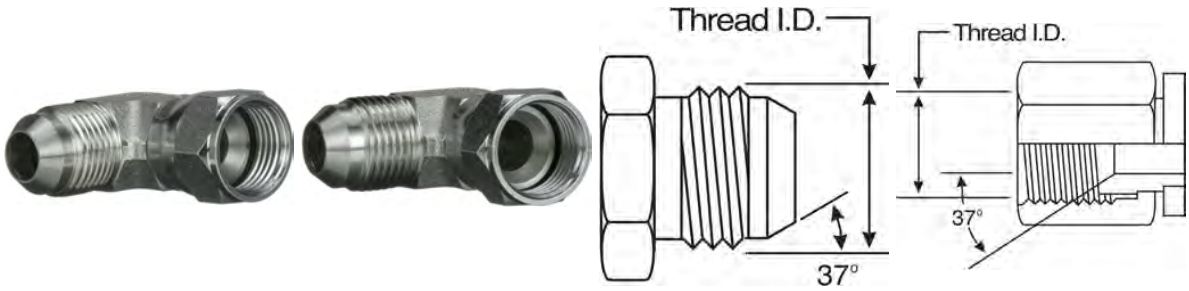

Part No.	Descr.	Prod. No.	End Type 1		End Type 2	
G60428-0404	4MJ-4FJX90	7259-23285	MJ	7/16-20	FJX	7/16-20
G60422-0505	5MJ-5FJX90	7259-24025	MJ	1/2-20	FJX	1/2-20
G60422-0604	6MJ-4FJX90	7259-06905	MJ	9/16-18	FJX	7/16-20
G60428-0606	6MJ-6FJX90	7259-23295	MJ	9/16-18	FJX	9/16-18
G60422-0806	8MJ-6FJX90	7259-06205	MJ	3/4-16	FJX	9/16-18
G60428-0808	8MJ-8FJX90	7259-23305	MJ	3/4-16	FJX	1/2-14
G60422-0810	8MJ-10FJX90	7259-06385	MJ	3/4-16	FJX	7/8-14
G60428-1010	10MJ-10FJX90	7259-23315	MJ	7/8-14	FJX	7/8-14

Parts Continued On Next Page

Male JIC 37° Flare to Female JIC 37° Flare Swivel - 90° - Continued

For use up to SAE 100R2 maximum working pressure.

Part No.	Descr.	Prod. No.	End Type 1		End Type 2	
G60428-1212	12MJ-12FJX90	7259-23325	MJ	1 1/16-12	FJX	1 1/16-12
G60422-1414	14MJ-14FJX90	7259-06215	MJ	1 3/16-12	FJX	1 3/16-12
G60428-1616	16MJ-16FJX90	7259-23335	MJ	1 5/16-12	FJX	1 5/16-12
G60422-2020	20MJ-20FJX90	7259-24075	MJ	1 5/8-12	FJX	1 5/8-12
G60422-2424	24MJ-24FJX90	7259-24085	MJ	1 7/8-12	FJX	1 7/8-12
G60422-3232	32MJ-32FJX90	7259-24095	MJ	2 1/2-12	FJX	2 1/2-12

Female JIC 37° Flare Swivel to Female JIC 37° Flare Swivel





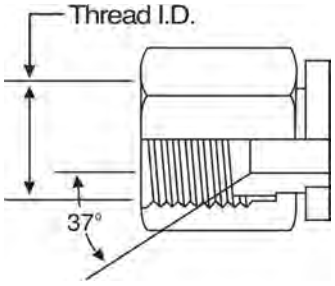

Part No.	Descr.	Prod. No.	End Type 1		End Type 2	
G60442-0404	4FJX-4FJX	7253-00785	FJX	7/16-20	FJX	7/16-20
G60442-0806	8FJX-6FJX	7253-00805	FJX	3/4-16	FJX	9/16-18
G60442-1616	16FJX-16FJX	7253-00825	FJX	1 5/16-12	FJX	1 5/16-12

Male JIC 37° Flare to Male JIC 37° Flare Bulkhead

For use up to SAE 100R2 maximum working pressure.





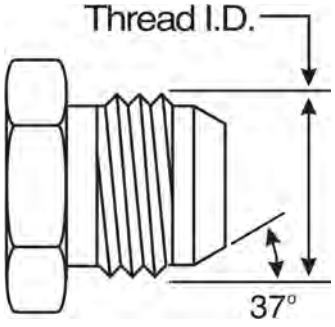

Part No.	Descr.	Prod. No.	End Type 1		End Type 2	
G60445-0303	3MJ-3BKHD	7259-09295	MJ	3/8 - 24	BKHD	3/8 - 24
G60445-0404	4MJ-4BKHD	7259-24505	MJ	7/16-20	BKHD	7/16-20

Parts Continued On Next Page

Male JIC 37° Flare to Male JIC 37° Flare Bulkhead - Continued

For use up to SAE 100R2 maximum working pressure.

Part No.	Descr.	Prod. No.	End Type 1		End Type 2	
G60445-0505	5MJ-5BKHD	7259-24515	MJ	1/2-20	BKHD	1/2-20
G60445-0606	6MJ-6BKHD	7259-24525	MJ	9/16-18	BKHD	9/16-18
G60445-0808	8MJ-8BKHD	7259-24535	MJ	3/4-16	BKHD	3/4-16
G60445-1010	10MJ-10BKHD	7259-24545	MJ	7/8-14	BKHD	7/8-14
G60445-1212	12MJ-12BKHD	7259-24555	MJ	1 1/16-12	BKHD	1 1/16-12
G60445-1414	14MJ-14BKHD	7259-08495	MJ	1 3/16-12	BKHD	1 3/16-12
G60445-1616	16MJ-16BKHD	7259-24565	MJ	1 5/16-12	BKHD	1 5/16-12
G60445-2020	20MJ-20BKHD	7259-34155	MJ	1 5/8-12	BKHD	1 5/8-12
G60445-2424	24MJ-24BKHD	7259-34165	MJ	1 7/8-12	BKHD	1 7/8-12

Male JIC 37° Flare to Male JIC 37° Flare Bulkhead - 45°

For use up to SAE 100R2 maximum working pressure.





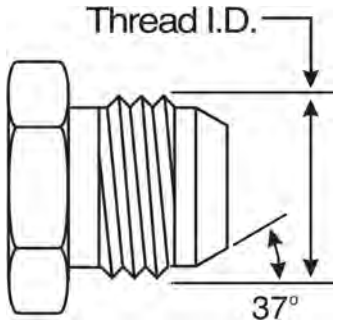

Part No.	Descr.	Prod. No.	End Type 1		End Type 2	
G60446-0404	4MJ-4BKHD45	7259-34175	MJ	7/16-20	BKHD	7/16-20
G60446-0505	5MJ-5BKHD45	7259-34185	MJ	1/2-20	BKHD	1/2-20
G60446-0606	6MJ-6BKHD45	7259-34195	MJ	9/16-18	BKHD	9/16-18
G60446-0808	8MJ-8BKHD45	7259-34205	MJ	3/4-16	BKHD	3/4-16
G60446-1010	10MJ-10BKHD45	7259-34215	MJ	7/8-14	BKHD	7/8-14
G60446-1212	12MJ-12BKHD45	7259-34225	MJ	1 1/16-12	BKHD	1 1/16-12
G60446-1616	16MJ-16BKHD45	7259-34235	MJ	1 5/16-12	BKHD	1 5/16-12

HOSE/CPLG. SELECTION
EQUIPMENT
HOSE SPECIFICATION
GLOBALSPIRAL COUPLINGS
STAINLESS STEEL SPIRAL COUPLINGS
MEGACRIMP COUPLINGS
STAINLESS STEEL BRAID COUPLINGS
POWER CRIMP COUPLINGS
FIELD ATTACHABLE - TYPE T COUPLINGS
FIELD ATTACHABLE - C5 COUPLINGS
FIELD ATTACHABLE - LOCK-ON COUPLINGS
C14 COUPLINGS & ASSEMBLIES
GLP & GL COUPLINGS
GLX COUPLINGS
PCTS THERMOPLASTIC COUPLINGS
POLARSEAL COUPLINGS (ACA, ACB, ACC)
POWER STEERING CPLGS. & TOC ASSEMBLIES
ADAPTERS
QUICK DISCONNECT COUPLERS
BALL VALVES
LIVE SWIVELS
ACCESSORIES
AIR BRAKE CPLGS. & ASSEMBLIES
KITS
BRASS

Male JIC 37° Flare to Male JIC 37° Flare Bulkhead - 90°

For use up to SAE 100R2 maximum working pressure.



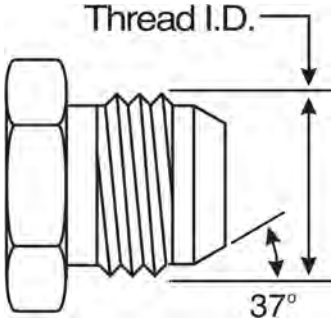

Part No.	Descr.	Prod. No.	End Type 1		End Type 2	
G60447-0404	4MJ-4BKHD90	7259-34255	MJ	7/16-20	BKHD	7/16-20
G60447-0505	5MJ-5BKHD90	7259-34265	MJ	1/2-20	BKHD	1/2-20
G60447-0606	6MJ-6BKHD90	7259-34275	MJ	9/16-18	BKHD	9/16-18
G60447-0808	8MJ-8BKHD90	7259-34285	MJ	3/4-16	BKHD	3/4-16
G60447-1010	10MJ-10BKHD90	7259-34295	MJ	7/8-14	BKHD	7/8-14
G60447-1212	12MJ-12BKHD90	7259-34305	MJ	1 1/16-12	BKHD	1 1/16-12
G60447-1414	14MJ-14BKHD90	7259-09315	MJ	1 3/16-12	BKHD	1 3/16-12
G60447-1616	16MJ-16BKHD90	7259-34315	MJ	1 5/16-12	BKHD	1 5/16-12
G60447-2020	20MJ-20BKHD90	7259-34325	MJ	1 5/8-12	BKHD	1 5/8-12
G60447-2424	24MJ-24BKHD90	7259-09325	MJ	1 7/8-12	BKHD	1 7/8-12

Male JIC 37° Flare to Male O-Ring Boss Long



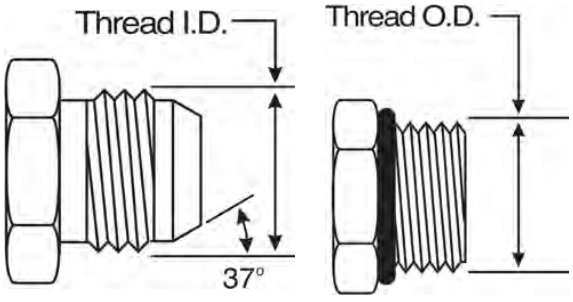

Part No.	Descr.	Prod. No.	End Type 1		End Type 2	
G60455-0404	4MJ-4MBL	7259-17525	MJ	7/16-20	MB	7/16-20
G60455-0606	6MJ-6MBL	7259-17535	MJ	9/16-18	MB	9/16-18
G60455-0808	8MJ-8MBL	7259-17545	MJ	3/4-16	MB	3/4-16
G60455-1010	10MJ-10MBL	7259-17555	MJ	7/8-14	MB	7/8-14
G60455-1212	12MJ-12MBL	7259-17565	MJ	1 1/16-12	MB	1 1/16-12

Male JIC 37° Flare to Male O-Ring Boss - 90° - Long

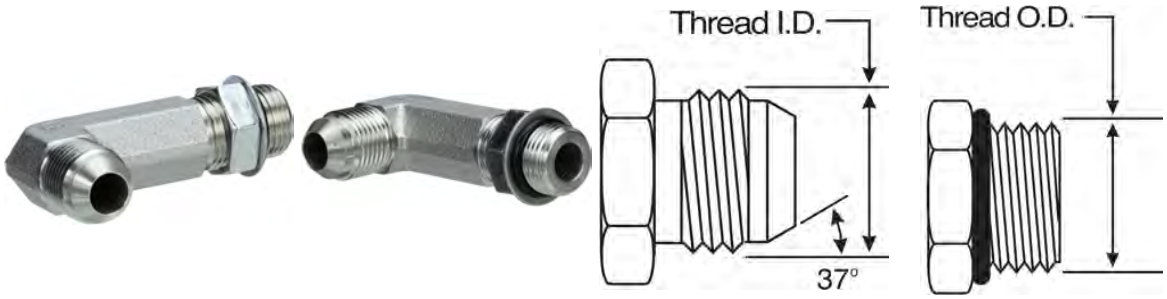

Part No.	Descr.	Prod. No.	End Type 1		End Type 2	
G60460-0404	4MJ-4MB90L	7259-18235	MJ	7/16-20	MB	7/16-20
G60460-0606	6MJ-6MB90L	7259-18245	MJ	9/16-18	MB	9/16-18
G60460-0808	8MJ-8MB90L	7259-18255	MJ	3/4-16	MB	3/4-16
G60460-1010	10MJ-10MB90L	7259-18265	MJ	7/8-14	MB	7/8-14
G60460-1212	12MJ-12MB90L	7259-18275	MJ	1 1/16-12	MB	1 1/16-12

Male JIC 37° Flare Tee

For use up to SAE 100R2 maximum working pressure.



Part No.	Descr.	Prod. No.	End Type 1		End Type 2		End Type 3	
G60469-0202	2MJ-2MJ-2MJ	7259-77905	MJ	5/16-24	MJ	5/16-24	MJ	5/16-24
G60469-0303	3MJ-3MJ-3MJ	7259-08095	MJ	3/8 - 24	MJ	3/8 - 24	MJ	3/8 - 24
G60469-0404	4MJ-4MJ-4MJ	7259-23345	MJ	7/16-20	MJ	7/16-20	MJ	7/16-20
G60469-0505	5MJ-5MJ-5MJ	7259-34335	MJ	1/2-20	MJ	1/2-20	MJ	1/2-20
G60469-0606	6MJ-6MJ-6MJ	7259-23355	MJ	9/16-18	MJ	9/16-18	MJ	9/16-18
G60469-0608	6MJ-6MJ-8MJ	7253-34345	MJ	9/16-18	MJ	9/16-18	MJ	3/4-16
G60469-0808	8MJ-8MJ-8MJ	7259-23365	MJ	3/4-16	MJ	3/4-16	MJ	3/4-16
G60469-1010	10MJ-10MJ-10MJ	7259-23375	MJ	7/8-14	MJ	7/8-14	MJ	7/8-14
G60469-1212	12MJ-12MJ-12MJ	7259-23385	MJ	1 1/16-12	MJ	1 1/16-12	MJ	1 1/16-12
G60469-1414	14MJ-14MJ-14MJ	7259-09335	MJ	1 3/16-12	MJ	1 3/16-12	MJ	1 3/16-12
G60469-1612	16MJ-16MJ-12MJ	7259-34365	MJ	1 5/16-12	MJ	1 5/16-12	MJ	1 1/16-12
G60469-1616	16MJ-16MJ-16MJ	7259-23395	MJ	1 5/16-12	MJ	1 5/16-12	MJ	1 5/16-12
G60469-2020	20MJ-20MJ-20MJ	7259-23405	MJ	1 5/8-12	MJ	1 5/8-12	MJ	1 5/8-12

Parts Continued On Next Page

Male JIC 37° Flare Tee - Continued

For use up to SAE 100R2 maximum working pressure.

Part No.	Descr.	Prod. No.	End Type 1		End Type 2		End Type 3	
G60469-2424	24MJ-24MJ-24MJ	7259-07555	MJ	1 7/8-12	MJ	1 7/8-12	MJ	1 7/8-12
G60469-3232	32MJ-32MJ-32MJ	7259-07455	MJ	2 1/2-12	MJ	2 1/2-12	MJ	2 1/2-12

Male JIC 37° Flare on Run to Female JIC 37° Flare Swivel - Tee

For use up to SAE 100R2 maximum working pressure.



Part No.	Descr.	Prod. No.	End Type 1		End Type 2		End Type 3	
G60470-0404	4MJ-4MJ-4FJX	7259-24805	MJ	7/16-20	MJ	7/16-20	FJX	7/16-20
G60470-0505	5MJ-5MJ-5FJX	7259-06535	MJ	1/2-20	MJ	1/2-20	FJX	1/2-20
G60470-0606	6MJ-6MJ-6FJX	7259-24815	MJ	9/16-18	MJ	9/16-18	FJX	9/16-18
G60470-0808	8MJ-8MJ-8FJX	7259-24825	MJ	3/4-16	MJ	3/4-16	FJX	3/4-16
G60470-1010	10MJ-10MJ-10FJX	7259-34405	MJ	7/8-14	MJ	7/8-14	FJX	7/8-14
G60470-1212	12MJ-12MJ-12FJX	7259-24835	MJ	1 1/16-12	MJ	1 1/16-12	FJX	1 1/16-12
G60470-1414	14MJ-14MJ-14FJX	7259-07945	MJ	1 3/16-12	MJ	1 3/16-12	FJX	1 3/16-12
G60470-1616	16MJ-16MJ-16FJX	7259-24845	MJ	1 5/16-12	MJ	1 5/16-12	FJX	1 5/16-12
G60470-2020	20MJ-20MJ-20FJX	7259-34415	MJ	1 5/8-12	MJ	1 5/8-12	FJX	1 5/8-12
G60470-2424	24MJ-24MJ-24FJX	7259-08505	MJ	1 7/8-12	MJ	1 7/8-12	FJX	1 7/8-12
G60470-3232	32MJ-32MJ-32FJX	7259-09345	MJ	2 1/2-12	MJ	2 1/2-12	FJX	2 1/2-12

Male JIC 37° Flare on Run to Male JIC 37° Flare Bulkhead - Tee

For use up to SAE 100R2 maximum working pressure.





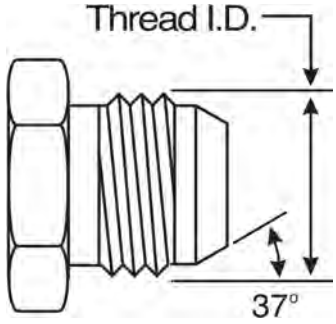

Part No.	Descr.	Prod. No.	End Type 1		End Type 2		End Type 3	
G60471-0404	4MJ-4MJ-4BKHD	7259-34425	MJ	7/16-20	MJ	7/16-20	BKHD	7/16-20
G60471-0505	5MJ-5MJ-5BKHD	7259-34435	MJ	1/2-20	MJ	1/2-20	BKHD	1/2-20
G60471-0606	6MJ-6MJ-6BKHD	7259-34445	MJ	9/16-18	MJ	9/16-18	BKHD	9/16-18
G60471-0808	8MJ-8MJ-8BKHD	7259-34455	MJ	3/4-16	MJ	3/4-16	BKHD	3/4-16
G60471-1010	10MJ-10MJ-10BKHD	7259-34465	MJ	7/8-14	MJ	7/8-14	BKHD	7/8-14
G60471-1212	12MJ-12MJ-12BKHD	7259-34475	MJ	1 1/16-12	MJ	1 1/16-12	BKHD	1 1/16-12
G60471-1616	16MJ-16MJ-16BKHD	7259-34485	MJ	1 5/16-12	MJ	1 5/16-12	BKHD	1 5/16-12

Male JIC 37° Flare to Male JIC 37° Flare Bulkhead to Male JIC 37° Flare - Tee

For use up to SAE 100R2 maximum working pressure.





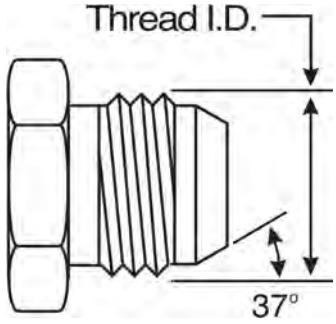

Part No.	Descr.	Prod. No.	End Type 1		End Type 2		End Type 3	
G60472-0404	4MJ-4BKHD-4MJ	7259-34495	MJ	7/16-20	BKHD	7/16-20	MJ	7/16-20
G60472-0606	6MJ-6BKHD-6MJ	7259-34515	MJ	9/16-18	BKHD	9/16-18	MJ	9/16-18
G60472-0808	8MJ-8BKHD-8MJ	7259-34525	MJ	3/4-16	BKHD	3/4-16	MJ	3/4-16
G60472-1010	10MJ-10BKHD-10MJ	7259-34535	MJ	7/8-14	BKHD	7/8-14	MJ	7/8-14
G60472-1212	12MJ-12BKHD-12MJ	7259-34545	MJ	1 1/16-12	BKHD	1 1/16-12	MJ	1 1/16-12
G60472-1616	16MJ-16BKHD-16MJ	7259-34555	MJ	1 5/16-12	BKHD	1 5/16-12	MJ	1 5/16-12

HOSE/CPLG. SELECTION
EQUIPMENT
HOSE SPECIFICATION
GLOBALSPIRAL COUPLINGS
STAINLESS STEEL SPIRAL COUPLINGS
MEGACRIMP COUPLINGS
STAINLESS STEEL BRAID COUPLINGS
POWER CRIMP COUPLINGS
FIELD ATTACHABLE - TYPE T COUPLINGS
FIELD ATTACHABLE - C5 COUPLINGS
FIELD ATTACHABLE - LOCK-ON COUPLINGS
C14 COUPLINGS & ASSEMBLIES
GLP & GL COUPLINGS
GLX COUPLINGS
PCTS THERMOPLASTIC COUPLINGS
POLARSEAL COUPLINGS (ACA, ACB, ACC)
POWER STEERING CPLGS. & TOC ASSEMBLIES
ADAPTERS
QUICK DISCONNECT COUPLERS
BALL VALVES
LIVE SWIVELS
ACCESSORIES
AIR BRAKE CPLGS. & ASSEMBLIES
KITS
BRASS

Male JIC 37° Flare to Female JIC 37° Flare Swivel to Male JIC 37° Flare - Tee

For use up to SAE 100R2 maximum working pressure.



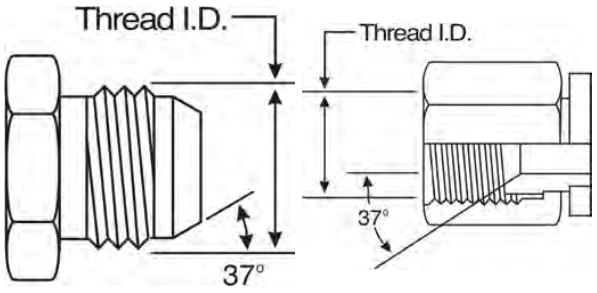

Part No.	Descr.	Prod. No.	End Type 1		End Type 2		End Type 3	
G60473-0404	4MJ-4FJX-4MJ	7259-24705	MJ	7/16-20	FJX	7/16-20	MJ	7/16-20
G60473-0505	5MJ-5FJX-5MJ	7259-77915	MJ	1/2-20	FJX	1/2-20	MJ	1/2-20
G60473-0606	6MJ-6FJX-6MJ	7259-24725	MJ	9/16-18	FJX	9/16-18	MJ	9/16-18
G60473-0808	8MJ-8FJX-8MJ	7259-24735	MJ	3/4-16	FJX	3/4-16	MJ	3/4-16
G60473-1010	10MJ-10FJX-10MJ	7259-24745	MJ	7/8-14	FJX	7/8-14	MJ	7/8-14
G60473-1212	12MJ-12FJX-12MJ	7259-24755	MJ	1 1/16-12	FJX	1 1/16-12	MJ	1 1/16-12
G60473-1414	14MJ-14FJX-14MJ	7259-08325	MJ	1 3/16-12	FJX	1 3/16-12	MJ	1 3/16-12
G60473-1616	16MJ-16FJX-16MJ	7259-24765	MJ	1 5/16-12	FJX	1 5/16-12	MJ	1 5/16-12
G60473-2020	20MJ-20FJX-20MJ	7259-77925	MJ	1 5/8-12	FJX	1 5/8-12	MJ	1 5/8-12
G60473-2424	24MJ-24FJX-24MJ	7259-07955	MJ	1 7/8-12	FJX	1 7/8-12	MJ	1 7/8-12
G60473-3232	32MJ-32FJX-32MJ	7259-09355	MJ	2 1/2-12	FJX	2 1/2-12	MJ	2 1/2-12

Male JIC 37° Flare to Male Pipe NPTF

For use up to SAE 100R2 maximum working pressure.



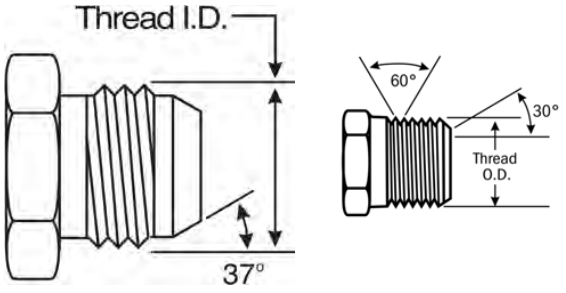

Part No.	Descr.	Prod. No.	End Type 1		End Type 2	
G60490-0202	2MJ-2MP	7259-77935	MJ	5/16-24	MP	1/8-27
G60490-0302	3MJ-2MP	7259-77945	MJ	3/8 - 24	MP	1/8-27
G60490-0402	4MJ-2MP	7259-10085	MJ	7/16-20	MP	1/8-27
G60490-0404	4MJ-4MP	7259-04195	MJ	7/16-20	MP	1/4-18
G60490-0406	4MJ-6MP	7259-10385	MJ	7/16-20	MP	3/8-18
G60490-0408	4MJ-8MP	7259-70455	MJ	7/16-20	MP	1/2-14

Parts Continued On Next Page

Male JIC 37° Flare to Male Pipe NPTF - Continued

For use up to SAE 100R2 maximum working pressure.

Part No.	Descr.	Prod. No.	End Type 1		End Type 2	
G60490-0412	4MJ-12MP	7259-07215	MJ	7/16-20	MP	3/4-14
G60490-0502	5MJ-2MP	7259-10995	MJ	1/2-20	MP	1/8-27
G60490-0504	5MJ-4MP	7259-10415	MJ	1/2-20	MP	1/4-18
G60490-0506	5MJ-6MP	7259-25665	MJ	1/2-20	MP	3/8-18
G60490-0508	5MJ-8MP	7259-07835	MJ	1/2-20	MP	1/2-14
G60490-0602	6MJ-2MP	7259-10565	MJ	9/16-18	MP	1/8-27
G60490-0604	6MJ-4MP	7259-25635	MJ	9/16-18	MP	1/4-18
G60490-0606	6MJ-6MP	7259-04225	MJ	9/16-18	MP	3/8-18
G60490-0608	6MJ-8MP	7259-10205	MJ	9/16-18	MP	1/2-14
G60490-0612	6MJ-12MP	7259-00425	MJ	9/16-18	MP	3/4-14
G60490-0802	8MJ-2MP	7259-09875	MJ	3/4-16	MP	1/8-27
G60490-0804	8MJ-4MP	7259-10435	MJ	3/4-16	MP	1/4-18
G60490-0806	8MJ-6MP	7259-10105	MJ	3/4-16	MP	3/8-18
G60490-0808	8MJ-8MP	7259-04235	MJ	3/4-16	MP	1/2-14
G60490-0812	8MJ-12MP	7259-10545	MJ	3/4-16	MP	3/4-14
G60490-0816	8MJ-16MP	7259-05835	MJ	3/4-16	MP	1-11 1/2
G60490-1004	10MJ-4MP	7259-07965	MJ	7/8-14	MP	1/4-18
G60490-1006	10MJ-6MP	7259-10785	MJ	7/8-14	MP	3/8-18
G60490-1008	10MJ-8MP	7259-25715	MJ	7/8-14	MP	1/2-14
G60490-1012	10MJ-12MP	7259-10595	MJ	7/8-14	MP	3/4-14
G60490-1206	12MJ-6MP	7259-07225	MJ	1 1/16-12	MP	3/8-18
G60490-1208	12MJ-8MP	7259-10255	MJ	1 1/16-12	MP	1/2-14
G60490-1212	12MJ-12MP	7259-25735	MJ	1 1/16-12	MP	3/4-14
G60490-1216	12MJ-16MP	7259-10355	MJ	1 1/16-12	MP	1-11 1/2
G60490-1220	12MJ-20MP	7259-05765	MJ	1 1/16-12	MP	1 1/4-11 1/2
G60490-1224	12MJ-24MP	7259-07665	MJ	1 1/16-12	MP	1 1/4-11 1/2
G60490-1412	14MJ-12MP	7259-77965	MJ	1 3/16-12	MP	3/4-14
G60490-1416	14MJ-16MP	7259-07975	MJ	1 3/16-12	MP	1-11 1/2
G60490-1608	16MJ-8MP	7259-06095	MJ	1 5/16-12	MP	1/2-14
G60490-1612	16MJ-12MP	7259-10485	MJ	1 5/16-12	MP	3/4-14
G60490-1616	16MJ-16MP	7259-04275	MJ	1 5/16-12	MP	1-11 1/2
G60490-1620	16MJ-20MP	7259-34565	MJ	1 5/16-12	MP	1 1/4-11 1/2
G60490-1624	16MJ-24MP	7259-06065	MJ	1 5/16-12	MP	1 1/4-11 1/2
G60490-2012	20MJ-12MP	7259-07675	MJ	1 5/8-12	MP	3/4-14
G60490-2016	20MJ-16MP	7259-11465	MJ	1 5/8-12	MP	1-11 1/2
G60490-2020	20MJ-20MP	7259-10465	MJ	1 5/8-12	MP	1 1/4-11 1/2
G60490-2024	20MJ-24MP	7259-34575	MJ	1 5/8-12	MP	1 1/4-11 1/2
G60490-2416	24MJ-16MP	7259-07125	MJ	1 7/8-12	MP	1-11 1/2
G60490-2420	24MJ-20MP	7259-34585	MJ	1 7/8-12	MP	1 1/4-11 1/2
G60490-2424	24MJ-24MP	7259-11245	MJ	1 7/8-12	MP	1 1/4-11 1/2
G60490-2432	24MJ-32MP	7259-09375	MJ	1 7/8-12	MP	2-11 1/2
G60490-3216	32MJ-16MP	7259-09385	MJ	2 1/2-12	MP	1-11 1/2
G60490-3220	32MJ-20MP	7259-09395	MJ	2 1/2-12	MP	1 1/4-11 1/2
G60490-3224	32MJ-24MP	7259-34595	MJ	2 1/2-12	MP	1 1/4-11 1/2
G60490-3232	32MJ-32MP	7259-11365	MJ	2 1/2-12	MP	2-11 1/2

HOSE/CPLG. SELECTION
EQUIPMENT
HOSE SPECIFICATION
GLOBALSPIRAL COUPLINGS
STAINLESS STEEL SPIRAL COUPLINGS
MEGACRIMP COUPLINGS
STAINLESS STEEL BRAID COUPLINGS
POWER CRIMP COUPLINGS
FIELD ATTACHABLE - TYPE T COUPLINGS
FIELD ATTACHABLE - C5 COUPLINGS
FIELD ATTACHABLE - LOCK-ON COUPLINGS
C14 COUPLINGS & ASSEMBLIES
GLP & GL COUPLINGS
GLX COUPLINGS
PCTS THERMOPLASTIC COUPLINGS
POLARSEAL COUPLINGS (ACA, ACB, ACC)
POWER STEERING CPLGS. & TOC ASSEMBLIES
ADAPTERS
QUICK DISCONNECT COUPLERS
BALL VALVES
LIVE SWIVELS
ACCESSORIES
AIR BRAKE CPLGS. & ASSEMBLIES
KITS
BRASS

Male JIC 37° Flare to Male Pipe NPTF - 45°

For use up to SAE 100R2 maximum working pressure.

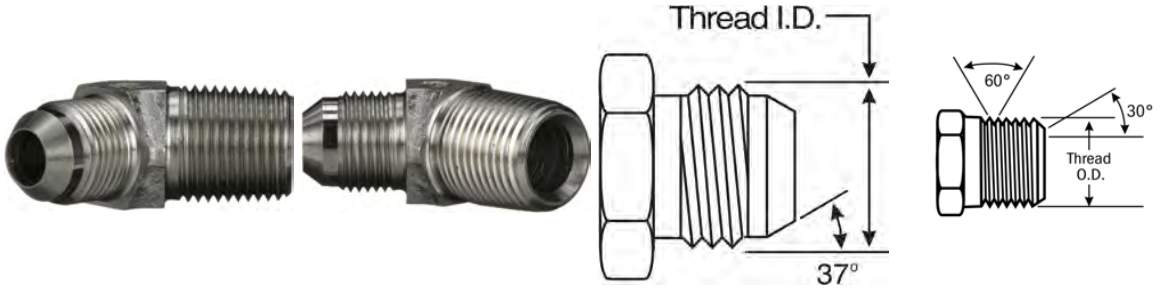

Part No.	Descr.	Prod. No.	End Type 1		End Type 2	
G60497-0202	2MJ-2MP45	7259-09415	MJ	5/16-24	MP	1/8-27
G60497-0302	3MJ-2MP45	7259-77975	MJ	3/8 - 24	MP	1/8-27
G60497-0402	4MJ-2MP45	7259-10505	MJ	7/16-20	MP	1/8-27
G60497-0404	4MJ-4MP45	7259-10825	MJ	7/16-20	MP	1/4-18
G60497-0406	4MJ-6MP45	7259-34605	MJ	7/16-20	MP	3/8-18
G60497-0408	4MJ-8MP45	7259-09425	MJ	7/16-20	MP	1/2-14
G60497-0502	5MJ-2MP45	7259-11635	MJ	1/2-20	MP	1/8-27
G60497-0504	5MJ-4MP45	7259-11265	MJ	1/2-20	MP	1/4-18
G60497-0506	5MJ-6MP45	7259-07685	MJ	1/2-20	MP	3/8-18
G60497-0602	6MJ-2MP45	7259-77985	MJ	9/16-18	MP	1/8-27
G60497-0604	6MJ-4MP45	7259-10925	MJ	9/16-18	MP	1/4-18
G60497-0606	6MJ-6MP45	7259-10715	MJ	9/16-18	MP	3/8-18
G60497-0608	6MJ-8MP45	7259-11135	MJ	9/16-18	MP	1/2-14
G60497-0612	6MJ-12MP45	7259-07315	MJ	9/16-18	MP	3/4-14
G60497-0804	8MJ-4MP45	7259-77995	MJ	3/4-16	MP	1/4-18
G60497-0806	8MJ-6MP45	7259-10695	MJ	3/4-16	MP	3/8-18
G60497-0808	8MJ-8MP45	7259-10495	MJ	3/4-16	MP	1/2-14
G60497-0812	8MJ-12MP45	7259-11395	MJ	3/4-16	MP	3/4-14
G60497-1006	10MJ-6MP45	7259-11505	MJ	7/8-14	MP	3/8-18
G60497-1008	10MJ-8MP45	7259-10395	MJ	7/8-14	MP	1/2-14
G60497-1012	10MJ-12MP45	7259-34615	MJ	7/8-14	MP	3/4-14
G60497-1208	12MJ-8MP45	7259-11375	MJ	1 1/16-12	MP	1/2-14
G60497-1212	12MJ-12MP45	7259-10845	MJ	1 1/16-12	MP	3/4-14
G60497-1216	12MJ-16MP45	7259-05775	MJ	1 1/16-12	MP	1-11 1/2
G60497-1412	14MJ-12MP45	7259-09885	MJ	1 3/16-12	MP	3/4-14
G60497-1608	16MJ-8MP45	7259-09435	MJ	1 5/16-12	MP	1/2-14
G60497-1612	16MJ-12MP45	7259-11585	MJ	1 5/16-12	MP	3/4-14
G60497-1616	16MJ-16MP45	7259-11035	MJ	1 5/16-12	MP	1-11 1/2
G60497-1620	16MJ-20MP45	7259-07845	MJ	1 5/16-12	MP	1 1/4-11 1/2
G60497-2016	20MJ-16MP45	7259-07985	MJ	1 5/8-12	MP	1-11 1/2
G60497-2020	20MJ-20MP45	7259-11485	MJ	1 5/8-12	MP	1 1/4-11 1/2
G60497-2024	20MJ-24MP45	7259-08105	MJ	1 5/8-12	MP	1 1/4-11 1/2
G60497-2424	24MJ-24MP45	7259-11695	MJ	1 7/8-12	MP	1 1/4-11 1/2
G60497-3232	32MJ-32MP45	7259-11675	MJ	2 1/2-12	MP	2-11 1/2

Male JIC 37° Flare to Male Pipe NPTF - 90°

For use up to SAE 100R2 maximum working pressure.

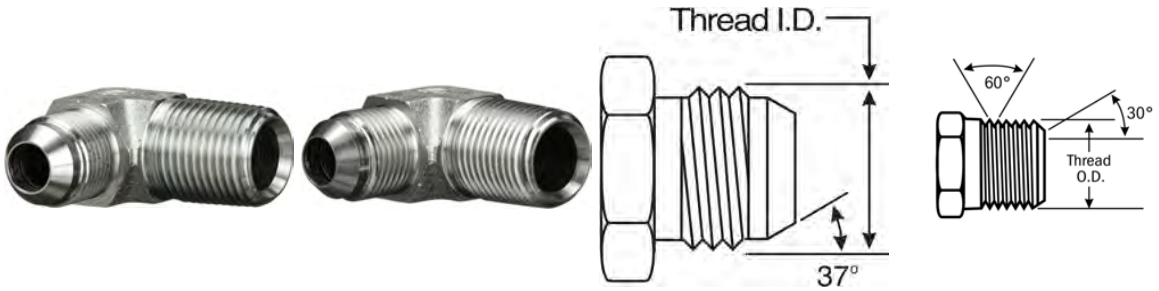

Part No.	Descr.	Prod. No.	End Type 1		End Type 2	
G60499-0202	2MJ-2MP90	7259-11755	MJ	5/16-24	MP	1/8-27
G60499-0204	2MJ-4MP90	7259-16815	MJ	5/16-24	MP	1/4-18
G60499-0302	3MJ-2MP90	7259-78005	MJ	3/8 - 24	MP	1/8-27
G60499-0402	4MJ-2MP90	7259-10175	MJ	7/16-20	MP	1/8-27
G60499-0404	4MJ-4MP90	7259-10195	MJ	7/16-20	MP	1/4-18
G60499-0406	4MJ-6MP90	7259-34645	MJ	7/16-20	MP	3/8-18
G60499-0408	4MJ-8MP90	7259-09815	MJ	7/16-20	MP	1/2-14
G60499-0412	4MJ-12MP90	7259-07695	MJ	7/16-20	MP	3/4-14
G60499-0502	5MJ-2MP90	7259-11425	MJ	1/2-20	MP	1/8-27
G60499-0504	5MJ-4MP90	7259-11045	MJ	1/2-20	MP	1/4-18
G60499-0506	5MJ-6MP90	7259-34655	MJ	1/2-20	MP	3/8-18
G60499-0602	6MJ-2MP90	7259-11085	MJ	9/16-18	MP	1/8-27
G60499-0604	6MJ-4MP90	7259-28385	MJ	9/16-18	MP	1/4-18
G60499-0606	6MJ-6MP90	7259-28185	MJ	9/16-18	MP	3/8-18
G60499-0608	6MJ-8MP90	7259-10185	MJ	9/16-18	MP	1/2-14
G60499-0612	6MJ-12MP90	7259-05545	MJ	9/16-18	MP	3/4-14
G60499-0804	8MJ-4MP90	7259-11025	MJ	3/4-16	MP	1/4-18
G60499-0806	8MJ-6MP90	7259-10165	MJ	3/4-16	MP	3/8-18
G60499-0808	8MJ-8MP90	7259-28205	MJ	3/4-16	MP	1/2-14
G60499-0812	8MJ-12MP90	7259-10275	MJ	3/4-16	MP	3/4-14
G60499-0816	8MJ-16MP90	7259-07575	MJ	3/4-16	MP	1-11 1/2
G60499-1006	10MJ-6MP90	7259-11195	MJ	7/8-14	MP	3/8-18
G60499-1008	10MJ-8MP90	7259-28375	MJ	7/8-14	MP	1/2-14
G60499-1012	10MJ-12MP90	7259-10555	MJ	7/8-14	MP	3/4-14
G60499-1016	10MJ-16MP90	7259-07705	MJ	7/8-14	MP	1-11 1/2
G60499-1206	12MJ-6MP90	7259-07995	MJ	1 1/16-12	MP	3/8-18
G60499-1208	12MJ-8MP90	7259-10795	MJ	1 1/16-12	MP	1/2-14
G60499-1212	12MJ-12MP90	7259-28395	MJ	1 1/16-12	MP	3/4-14
G60499-1216	12MJ-16MP90	7259-34665	MJ	1 1/16-12	MP	1-11 1/2
G60499-1220	12MJ-20MP90	7259-06835	MJ	1 1/16-12	MP	1 1/4-11 1/2
G60499-1408	14MJ-8MP90	7259-09445	MJ	1 3/16-12	MP	1/2-14
G60499-1412	14MJ-12MP90	7259-07585	MJ	1 3/16-12	MP	3/4-14
G60499-1608	16MJ-8MP90	7259-09455	MJ	1 5/16-12	MP	1/2-14
G60499-1612	16MJ-12MP90	7259-11205	MJ	1 5/16-12	MP	3/4-14
G60499-1616	16MJ-16MP90	7259-28405	MJ	1 5/16-12	MP	1-11 1/2
G60499-1620	16MJ-20MP90	7259-34675	MJ	1 5/16-12	MP	1 1/4-11 1/2
G60499-1624	16MJ-24MP90	7259-07715	MJ	1 5/16-12	MP	1 1/4-11 1/2
G60499-2016	20MJ-16MP90	7259-11565	MJ	1 5/8-12	MP	1-11 1/2
G60499-2020	20MJ-20MP90	7259-10905	MJ	1 5/8-12	MP	1 1/4-11 1/2

Parts Continued On Next Page

Male JIC 37° Flare to Male Pipe NPTF - 90° - Continued

For use up to SAE 100R2 maximum working pressure.

Part No.	Descr.	Prod. No.	End Type 1		End Type 2	
G60499-2024	20MJ-24MP90	7259-34685	MJ	1 5/8-12	MP	1 1/4-11 1/2
G60499-2420	24MJ-20MP90	7259-34695	MJ	1 7/8-12	MP	1 1/4-11 1/2
G60499-2424	24MJ-24MP90	7259-11445	MJ	1 7/8-12	MP	1 1/4-11 1/2
G60499-3224	32MJ-24MP90	7259-08335	MJ	2 1/2-12	MP	1 1/4-11 1/2
G60499-3232	32MJ-32MP90	7259-11685	MJ	2 1/2-12	MP	2-11 1/2

Male JIC 37° Flare to Male Pipe NPTF - 90° - Long

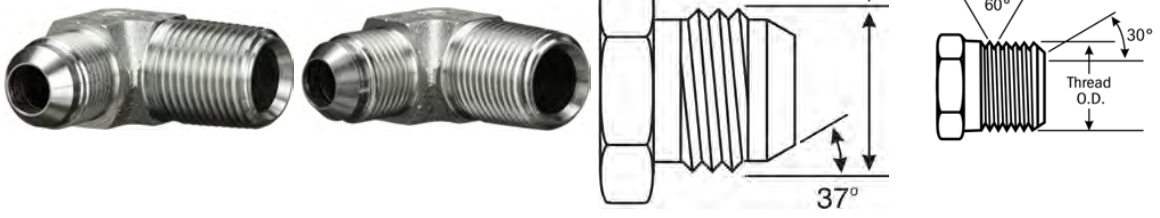

Part No.	Descr.	Prod. No.	End Type 1		End Type 2	
G60500-0402	4MJ-2MP90L	7253-46465	MJ	7/16-20	MP	1/8-27
G60500-0404	4MJ-4MP90L	7253-21535	MJ	7/16-20	MP	1/4-18
G60500-0606	6MJ-6MP90L	7253-21545	MJ	9/16-18	MP	3/8-18
G60500-0608	6MJ-8MP90L	7253-00745	MJ	9/16-18	MP	1/2-14
G60500-0806	8MJ-6MP90L	7253-21555	MJ	3/4-16	MP	3/8-18
G60500-0808	8MJ-8MP90L	7253-21565	MJ	3/4-16	MP	1/2-14
G60500-1212	12MJ-12MP90L	7253-21575	MJ	1 1/16-12	MP	3/4-14
G60500-1216	12MJ-16MP90L	7353-00765	MJ	1 1/16-12	MP	1-11 1/2

Male JIC 37° Flare to Female Pipe NPTF

For use up to SAE 100R2 maximum working pressure.



Part No.	Descr.	Prod. No.	End Type 1		End Type 2	
G60510-0202	2MJ-2FP	7259-78015	MJ	5/16-24	FP	1/8-27
G60510-0302	3MJ-2FP	7259-08515	MJ	3/8 - 24	FP	1/8-27
G60510-0304	3MJ-4FP	7259-08525	MJ	3/8 - 24	FP	1/4-18
G60510-0402	4MJ-2FP	7259-11165	MJ	7/16-20	FP	1/8-27
G60510-0404	4MJ-4FP	7259-10965	MJ	7/16-20	FP	1/4-18
G60510-0406	4MJ-6FP	7259-06915	MJ	7/16-20	FP	3/8-18
G60510-0408	4MJ-8FP	7259-09475	MJ	7/16-20	FP	1/2-14
G60510-0502	5MJ-2FP	7259-11665	MJ	1/2-20	FP	1/8-27
G60510-0504	5MJ-4FP	7259-11615	MJ	1/2-20	FP	1/4-18
G60510-0602	6MJ-2FP	7259-09485	MJ	9/16-18	FP	1/8-27
G60510-0604	6MJ-4FP	7259-10515	MJ	9/16-18	FP	1/4-18
G60510-0606	6MJ-6FP	7259-10685	MJ	9/16-18	FP	3/8-18
G60510-0608	6MJ-8FP	7259-34715	MJ	9/16-18	FP	1/2-14
G60510-0804	8MJ-4FP	7259-09495	MJ	3/4-16	FP	1/4-18
G60510-0806	8MJ-6FP	7259-10945	MJ	3/4-16	FP	3/8-18
G60510-0808	8MJ-8FP	7259-10605	MJ	3/4-16	FP	1/2-14
G60510-0812	8MJ-12FP	7259-34725	MJ	3/4-16	FP	3/4-14
G60510-1006	10MJ-6FP	7259-34735	MJ	7/8-14	FP	3/8-18
G60510-1008	10MJ-8FP	7259-10805	MJ	7/8-14	FP	1/2-14
G60510-1012	10MJ-12FP	7259-34745	MJ	7/8-14	FP	3/4-14
G60510-1208	12MJ-8FP	7259-34755	MJ	1 1/16-12	FP	1/2-14
G60510-1212	12MJ-12FP	7259-10675	MJ	1 1/16-12	FP	3/4-14
G60510-1216	12MJ-16FP	7259-06655	MJ	1 1/16-12	FP	1-11 1/2
G60510-1412	14MJ-12FP	7259-08345	MJ	1 3/16-12	FP	3/4-14
G60510-1612	16MJ-12FP	7259-07005	MJ	1 5/16-12	FP	3/4-14
G60510-1616	16MJ-16FP	7259-10985	MJ	1 5/16-12	FP	1-11 1/2
G60510-1620	16MJ-20FP	7259-34765	MJ	1 5/16-12	FP	1 1/4-11 1/2
G60510-2016	20MJ-16FP	7259-08535	MJ	1 5/8-12	FP	1-11 1/2
G60510-2020	20MJ-20FP	7259-25925	MJ	1 5/8-12	FP	1 1/4-11 1/2
G60510-2424	24MJ-24FP	7259-25935	MJ	1 7/8-12	FP	1 1/2-11 1/2
G60510-3232	32MJ-32FP	7259-34775	MJ	2 1/2-12	FP	2-11 1/2

HOSE/CPLG. SELECTION
EQUIPMENT
HOSE SPECIFICATION
GLOBALSPIRAL COUPLINGS
STAINLESS STEEL SPIRAL COUPLINGS
MEGACRIMP COUPLINGS
STAINLESS STEEL BRAID COUPLINGS
POWER CRIMP COUPLINGS
FIELD ATTACHABLE - TYPE T COUPLINGS
FIELD ATTACHABLE - C5 COUPLINGS
FIELD ATTACHABLE - LOCK-ON COUPLINGS
C14 COUPLINGS & ASSEMBLIES
GLP & GL COUPLINGS
GLX COUPLINGS
PCTS THERMOPLASTIC COUPLINGS
POLARSEAL COUPLINGS (ACA, ACB, ACC)
POWER STEERING CPLGS. & TOC ASSEMBLIES
ADAPTERS
QUICK DISCONNECT COUPLERS
BALL VALVES
LIVE SWIVELS
ACCESSORIES
AIR BRAKE CPLGS. & ASSEMBLIES
KITS
BRASS

Male JIC 37° Flare to Female Pipe NPTF - 90°

For use up to SAE 100R2 maximum working pressure.



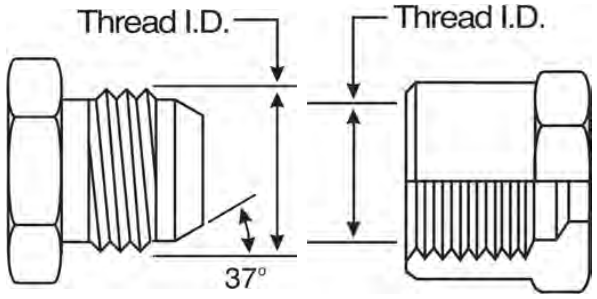

Part No.	Descr.	Prod. No.	End Type 1		End Type 2	
G60514-0402	4MJ-2FP90	7259-25105	MJ	7/16-20	FP	1/8-27
G60514-0404	4MJ-4FP90	7259-34785	MJ	7/16-20	FP	1/4-18
G60514-0502	5MJ-2FP90	7259-07365	MJ	1/2-20	FP	1/8-27
G60514-0504	5MJ-4FP90	7259-34805	MJ	1/2-20	FP	1/4-18
G60514-0602	6MJ-2FP90	7259-09505	MJ	9/16-18	FP	1/8-27
G60514-0604	6MJ-4FP90	7259-25115	MJ	9/16-18	FP	1/4-18
G60514-0606	6MJ-6FP90	7259-34825	MJ	9/16-18	FP	3/8-18
G60514-0608	6MJ-8FP90	7259-00405	MJ	9/16-18	FP	1/2-14
G60514-0804	8MJ-4FP90	7259-09515	MJ	3/4-16	FP	1/4-18
G60514-0806	8MJ-6FP90	7259-25125	MJ	3/4-16	FP	3/8-18
G60514-0808	8MJ-8FP90	7259-34835	MJ	3/4-16	FP	1/2-14
G60514-1008	10MJ-8FP90	7259-25135	MJ	7/8-14	FP	1/2-14
G60514-1208	12MJ-8FP90	7259-34845	MJ	1 1/16-12	FP	1/2-14
G60514-1212	12MJ-12FP90	7259-25145	MJ	1 1/16-12	FP	3/4-14
G60514-1412	14MJ-12FP90	7259-09525	MJ	1 3/16-12	FP	3/4-14
G60514-1612	16MJ-12FP90	7259-16965	MJ	1 5/16-12	FP	3/4-14
G60514-1616	16MJ-16FP90	7259-25155	MJ	1 5/16-12	FP	1-11 1/2
G60514-2020	20MJ-20FP90	7259-34855	MJ	1 5/8-12	FP	1 1/4-11 1/2
G60514-2424	24MJ-24FP90	7259-07725	MJ	1 7/8-12	FP	1 1/2-11 1/2

Female JIC 37° Flare Swivel to Male Pipe NPTF

For use up to SAE 100R2 maximum working pressure.



Part No.	Descr.	Prod. No.	End Type 1		End Type 2	
G60520-0402	4FJX-2MP	7253-34865	FJX	7/16-20	MP	1/8-27
G60520-0404	4FJX-4MP	7259-34875	FJX	7/16-20	MP	1/4-18
G60520-0604	6FJX-4MP	7259-34885	FJX	9/16-18	MP	1/4-18
G60520-0606	6FJX-6MP	7259-34895	FJX	9/16-18	MP	3/8-18
G60520-0806	8FJX-6MP	7259-34905	FJX	3/4-16	MP	3/8-18
G60520-0808	8FJX-8MP	7259-34915	FJX	3/4-16	MP	1/2-14
G60520-1008	10FJX-8MP	7259-09565	FJX	7/8-14	MP	1/2-14
G60520-1208	12FJX-8MP	7259-51055	FJX	1 1/16-12	MP	1/2-14
G60520-1212	12FJX-12MP	7259-34925	FJX	1 1/16-12	MP	3/4-14
G60520-1616	16FJX-16MP	7253-34935	FJX	1 5/16-12	MP	1-11 1/2
G60520-2020	20FJX-20MP	7259-34945	FJX	1 5/8-12	MP	1 1/4-11 1/2

Female JIC 37° Flare Swivel to Male Pipe NPTF - 90°

For use up to SAE 100R2 maximum working pressure.

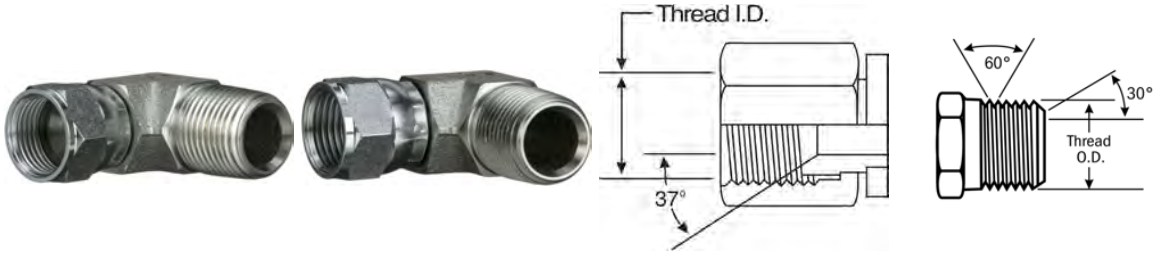

Part No.	Descr.	Prod. No.	End Type 1		End Type 2	
G60524-0402	4FJX-2MP90	7253-34955	FJX	7/16-20	MP	1/8-27
G60524-0404	4FJX-4MP90	7259-05325	FJX	7/16-20	MP	1/4-18
G60524-0604	6FJX-4MP90	7253-34965	FJX	9/16-18	MP	1/4-18
G60524-0606	6FJX-6MP90	7253-34975	FJX	9/16-18	MP	3/8-18
G60524-0806	8FJX-6MP90	7253-34985	FJX	3/4-16	MP	3/8-18
G60524-0808	8FJX-8MP90	7253-34995	FJX	3/4-16	MP	1/2-14
G60524-1008	10FJX-8MP90	7253-35015	FJX	7/8-14	MP	1/2-14
G60524-1212	12FJX-12MP90	7253-35025	FJX	1 1/16-12	MP	3/4-14

Parts Continued On Next Page

HOSE/CPLG. SELECTION
EQUIPMENT
HOSE SPECIFICATION
GLOBALSPIRAL COUPLINGS
STAINLESS STEEL SPIRAL COUPLINGS
MEGACRIMP COUPLINGS
STAINLESS STEEL BRAID COUPLINGS
POWER CRIMP COUPLINGS
FIELD ATTACHABLE - TYPE T COUPLINGS
FIELD ATTACHABLE - C5 COUPLINGS
FIELD ATTACHABLE - LOCK-ON COUPLINGS
C14 COUPLINGS & ASSEMBLIES
GLP & GL COUPLINGS
GLX COUPLINGS
PCTS THERMOPLASTIC COUPLINGS
POLARSEAL COUPLINGS (ACA, ACB, ACC)
POWER STEERING CPLGS. & TOC ASSEMBLIES
ADAPTERS
QUICK DISCONNECT COUPLERS
BALL VALVES
LIVE SWIVELS
ACCESSORIES
AIR BRAKE CPLGS. & ASSEMBLIES
KITS
BRASS

Female JIC 37° Flare Swivel to Male Pipe NPTF - 90° - Continued

For use up to SAE 100R2 maximum working pressure.

Part No.	Descr.	Prod. No.	End Type 1		End Type 2	
G60524-1616	16FJX-16MP90	7259-35285	FJX	1 5/16-12	MP	1-11 1/2
G60524-2020	20FJX-20MP90	7259-35295	FJX	1 5/8-12	MP	1 1/4-11 1/2
G60524-2424	24FJX-24MP90	7259-35035	FJX	1 7/8-12	MP	1 1/4-11 1/2

Female JIC 37° Flare Swivel to Female Pipe NPTF

For use up to SAE 100R2 maximum working pressure.



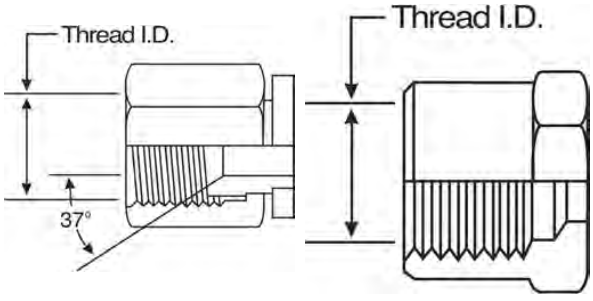

Part No.	Descr.	Prod. No.	End Type 1		End Type 2	
G60530-0402	4FJX-2FP	7253-35045	FJX	7/16-20	FP	1/8-27
G60530-0404	4FJX-4FP	7253-35055	FJX	7/16-20	FP	1/4-18
G60530-0604	6FJX-4FP	7259-18055	FJX	9/16-18	FP	1/4-18
G60530-0606	6FJX-6FP	7253-35075	FJX	9/16-18	FP	3/8-18
G60530-0608	6FJX-8FP	7259-18075	FJX	9/16-18	FP	1/2-14
G60530-0806	8FJX-6FP	7253-35095	FJX	3/4-16	FP	3/8-18
G60530-0808	8FJX-8FP	7253-35105	FJX	3/4-16	FP	1/2-14
G60530-1008	10FJX-8FP	7253-35115	FJX	7/8-14	FP	1/2-14
G60530-1012	10FJX-12FP	7259-18095	FJX	7/8-14	FP	3/4-14
G60530-1208	12FJX-8FP	7259-18085	FJX	1 1/16-12	FP	1/2-14
G60530-1212	12FJX-12FP	7253-35125	FJX	1 1/16-12	FP	3/4-14
G60530-1616	16FJX-16FP	7259-35135	FJX	1 5/16-12	FP	1-11 1/2
G60530-2020	20FJX-20FP	7259-35145	FJX	1 5/8-12	FP	1 1/4-11 1/2

Male JIC 37° Flare Bulkhead to Male Pipe NPTF

For use up to SAE 100R2 maximum working pressure.



Part No.	Descr.	Prod. No.	End Type 1		End Type 2	
G60541-0402	4MJBKHD-2MP	7259-09945	MJBKHD	7/16-20	MP	1/8-27
G60541-0404	4MJBKHD-4MP	7259-35155	MJBKHD	7/16-20	MP	1/4-18
G60541-0604	6MJBKHD-4MP	7259-35165	MJBKHD	9/16-18	MP	1/4-18
G60541-0806	8MJBKHD-6MP	7259-35175	MJBKHD	3/4-16	MP	3/8-18
G60541-0808	8MJBKHD-8MP	7259-09905	MJBKHD	3/4-16	MP	1/2-14
G60541-1008	10MJBKHD-8MP	7259-35185	MJBKHD	7/8-14	MP	1/2-14
G60541-1208	12MJBKHD-8MP	7259-35275	MJBKHD	1 1/16-12	MP	1/2-14
G60541-1212	12MJBKHD-12MP	7259-35195	MJBKHD	1 1/16-12	MP	3/4-14
G60541-1616	16MJBKHD-16MP	7253-35205	MJBKHD	1 5/16-12	MP	1-11 1/2
G60541-2020	20MJBKHD-20MP	7259-09965	MJBKHD	1 5/8-12	MP	1 1/4-11 1/2

Male JIC 37° Flare on Run to Male Pipe NPTF - Tee

For use up to SAE 100R2 maximum working pressure.

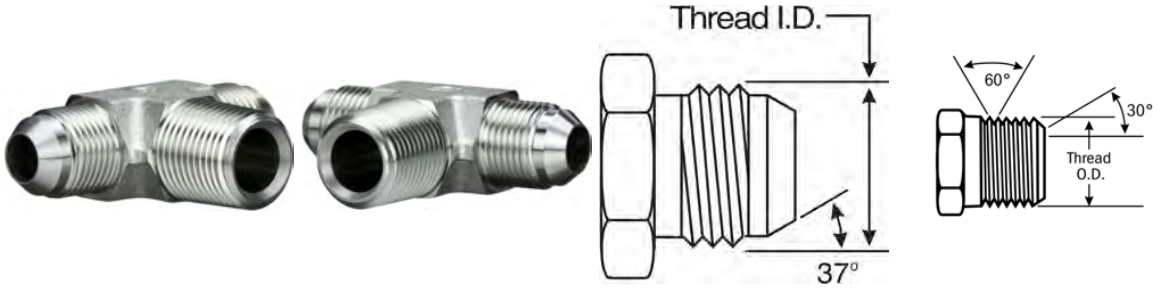

Part No.	Descr.	Prod. No.	End Type 1		End Type 2		End Type 3	
G60551-0302	3MJ-3MJ-2MP	7259-09605	MJ	3/8 - 24	MJ	3/8 - 24	MP	1/8-27
G60551-0402	4MJ-4MJ-2MP	7259-23415	MJ	7/16-20	MJ	7/16-20	MP	1/8-27
G60551-0404	4MJ-4MJ-4MP	7259-35215	MJ	7/16-20	MJ	7/16-20	MP	1/4-18
G60551-0406	4MJ-4MJ-6MP	7259-05855	MJ	7/16-20	MJ	7/16-20	MP	3/8-18
G60551-0502	5MJ-5MJ-2MP	7259-07385	MJ	1/2-20	MJ	1/2-20	MP	1/8-27
G60551-0504	5MJ-5MJ-4MP	7259-35225	MJ	1/2-20	MJ	1/2-20	MP	1/4-18
G60551-0604	6MJ-6MJ-4MP	7259-23425	MJ	9/16-18	MJ	9/16-18	MP	1/4-18
G60551-0606	6MJ-6MJ-6MP	7259-35235	MJ	9/16-18	MJ	9/16-18	MP	3/8-18

Parts Continued On Next Page

Male JIC 37° Flare on Run to Male Pipe NPTF - Tee - Continued

For use up to SAE 100R2 maximum working pressure.

Part No.	Descr.	Prod. No.	End Type 1		End Type 2		End Type 3	
G60551-0608	6MJ-6MJ-8MP	7259-35245	MJ	9/16-18	MJ	9/16-18	MP	1/2-14
G60551-0806	8MJ-8MJ-6MP	7259-23435	MJ	3/4-16	MJ	3/4-16	MP	3/8-18
G60551-0808	8MJ-8MJ-8MP	7259-35255	MJ	3/4-16	MJ	3/4-16	MP	1/2-14
G60551-0812	8MJ-8MJ-12MP	7259-09615	MJ	3/4-16	MJ	3/4-16	MP	3/4-14
G60551-1008	10MJ-10MJ-8MP	7259-23445	MJ	7/8-14	MJ	7/8-14	MP	1/2-14
G60551-1208	12MJ-12MJ-8MP	7259-07395	MJ	1 1/16-12	MJ	1 1/16-12	MP	1/2-14
G60551-1212	12MJ-12MJ-12MP	7259-23455	MJ	1 1/16-12	MJ	1 1/16-12	MJ	1 1/16-12
G60551-1216	12MJ-12MJ-16MP	7259-07735	MJ	1 1/16-12	MJ	1 1/16-12	MP	1-11 1/2
G60551-1412	14MJ-14MJ-12MP	7259-09625	MJ	1 3/16-12	MJ	1 3/16-12	MP	3/4-14
G60551-1612	16MJ-16MJ-12MP	7259-09635	MJ	1 5/16-12	MJ	1 5/16-12	MP	3/4-14
G60551-1616	16MJ-16MJ-16MP	7259-23465	MJ	1 5/16-12	MJ	1 5/16-12	MP	1-11 1/2
G60551-2020	20MJ-20MJ-20MP	7259-35265	MJ	1 5/8-12	MJ	1 5/8-12	MP	1 1/4-11 1/2

Male JIC 37° Flare to Male Pipe NPTF to Male JIC 37° Flare - Tee



Part No.	Descr.	Prod. No.	End Type 1		End Type 2		End Type 3	
G60560-0402	4MJ-2MP-4MJ	7253-21375	MJ	7/16-20	MP	1/8-27	MJ	7/16-20
G60560-0404	4MJ-4MP-4MJ	7253-21385	MJ	7/16-20	MP	1/4-18	MJ	7/16-20
G60560-0604	6MJ-4MP-6MJ	7253-21405	MJ	9/16-18	MP	1/4-18	MJ	9/16-18
G60560-0606	6MJ-6MP-6MJ	7253-21415	MJ	9/16-18	MP	3/8-18	MJ	9/16-18
G60560-0806	8MJ-6MP-8MJ	7253-21425	MJ	3/4-16	MP	3/8-18	MJ	3/4-16
G60560-0808	8MJ-8MP-8MJ	7253-21435	MJ	3/4-16	MP	1/2-14	MJ	3/4-16
G60560-1008	10MJ-8MP-10MJ	7253-21445	MJ	7/8-14	MP	1/2-14	MJ	7/8-14
G60560-1212	12MJ-12MP-12MJ	7253-21455	MJ	1 1/16-12	MP	3/4-14	MJ	1 1/16-12

Male JIC 37° Flare Cross





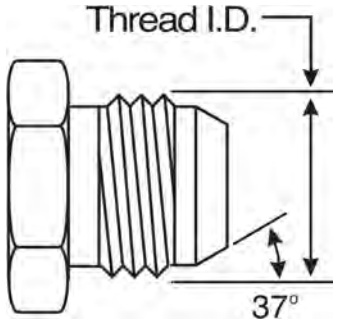

Part No.	Descr.	Prod. No.	End Type 1		End Type 2		End Type 3		End Type 4	
G60575-0606	6MJ-6MJ-6MJ-6MJ	7259-17075	MJ	9/16-18	MJ	9/16-18	MJ	9/16-18	MJ	9/16-18
G60575-0808	8MJ-8MJ-8MJ-8MJ	7259-17085	MJ	3/4-16	MJ	3/4-16	MJ	3/4-16	MJ	3/4-16
G60575-1010	10MJ-10MJ-10MJ-10MJ	7259-17095	MJ	7/8-14	MJ	7/8-14	MJ	7/8-14	MJ	7/8-14

Male Pipe to Female Pipe - 45° - Brass





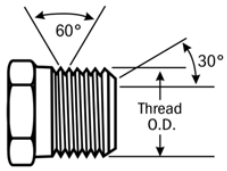

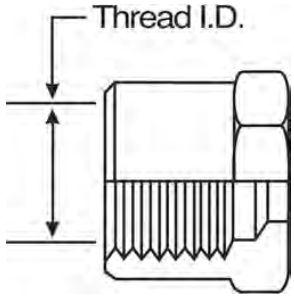

Part No.	Descr.	Prod. No.	End Type 1		End Type 2	
⚠ G60618-1212	12MP-12FP45	7250-11275	MP	3/4-14	FP	3/4-14

⚠ **WARNING:** Cancer and Reproductive Harm - www.P65Warnings.ca.gov

Female Flat-Face O-Ring Cap

For use up to SAE 100R2 maximum working pressure.





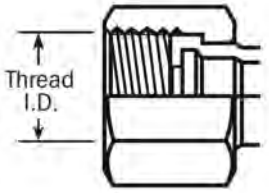

Part No.	Descr.	Prod. No.	
G60701-0004	4FFOR-CAP	7253-32125	9/16-18
G60701-0006	6FFOR-CAP	7253-32135	1 1/16-16
G60701-0008	8FFOR-CAP	7253-32145	13/16-16
G60701-0010	10FFOR-CAP	7253-32155	1-14
G60701-0012	12FFOR-CAP	7253-32165	1 3/16-12
G60701-0016	16FFOR-CAP	7253-32175	1 7/16-12
G60701-0020	20FFOR-CAP	7253-32185	1 11/16-12
G60701-0024	24FFOR-CAP	7253-32195	2-12

Male Flat-Face O-Ring Plug

For use up to SAE 100R2 maximum working pressure.





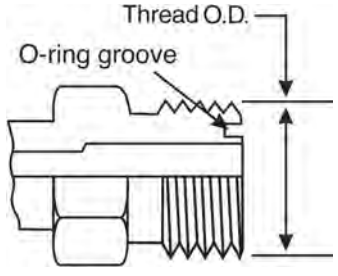

Part No.	Descr.	Prod. No.	
G60702-0004	4MFFOR-PLUG	7259-32045	9/16-18
G60702-0006	6MFFOR-PLUG	7259-32055	1 1/16-16
G60702-0008	8MFFOR-PLUG	7259-32065	13/16-16
G60702-0010	10MFFOR-PLUG	7259-32075	1-14
G60702-0012	12MFFOR-PLUG	7259-32085	1 3/16-12
G60702-0016	16MFFOR-PLUG	7259-32095	1 7/16-12
G60702-0020	20MFFOR-PLUG	7259-32105	1 11/16-12
G60702-0024	24MFFOR-PLUG	7259-32115	2-12
G60702-0032	32MFFOR-PLUG	7259-09655	2 1/2-12

Male Flat-Face O-Ring to Male Flat-Face O-Ring

For use up to SAE 100R2 maximum working pressure.





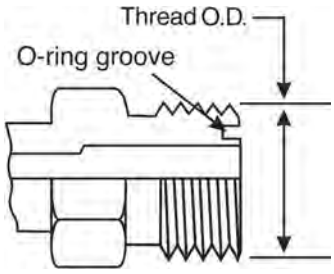

Part No.	Descr.	Prod. No.	End Type 1		End Type 2	
G60705-0404	4MFFOR-4MFFOR	7259-43965	MFFOR	9/16-18	MFFOR	9/16-18
G60705-0604	6MFFOR-4MFFOR	7259-43975	MFFOR	1 1/16-16	MFFOR	9/16-18
G60705-0606	6MFFOR-6MFFOR	7259-43985	MFFOR	1 1/16-16	MFFOR	1 1/16-16
G60705-0806	8MFFOR-6MFFOR	7259-43995	MFFOR	13/16-16	MFFOR	1 1/16-16
G60705-0808	8MFFOR-8MFFOR	7259-44005	MFFOR	13/16-16	MFFOR	13/16-16
G60705-1010	10MFFOR-10MFFOR	7259-44025	MFFOR	1-14	MFFOR	1-14
G60705-1212	12MFFOR-12MFFOR	7259-44045	MFFOR	1 3/16-12	MFFOR	1 3/16-12
G60705-1616	16MFFOR-16MFFOR	7259-44065	MFFOR	1 7/16-12	MFFOR	1 7/16-12
G60705-2020	20MFFOR-20MFFOR	7259-44075	MFFOR	1 11/16-12	MFFOR	1 11/16-12
G60705-2424	24MFFOR-24MFFOR	7259-44085	MFFOR	2-12	MFFOR	2-12

Male Flat-Face O-Ring to Male Flat-Face O-Ring - 90°

For use up to SAE 100R2 maximum working pressure.





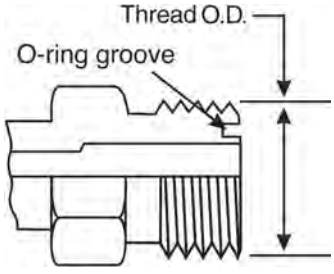

Part No.	Descr.	Prod. No.	End Type 1		End Type 2	
G60712-0404	4MFFOR-4MFFOR90	7259-44105	MFFOR	9/16-18	MFFOR	9/16-18
G60712-0808	8MFFOR-8MFFOR90	7259-44125	MFFOR	13/16-16	MFFOR	13/16-16

Male Flat-Face O-Ring to Female Flat-Face Swivel - 90°

For use up to SAE 100R2 maximum working pressure.



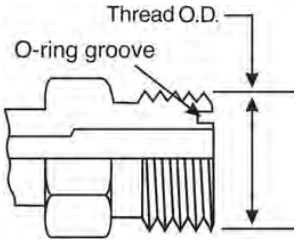

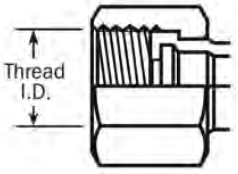

Part No.	Descr.	Prod. No.	End Type 1		End Type 2	
G60724-0404	4MFFOR-4FFORX90	7259-06075	MFFOR	9/16-18	FFORX	9/16-18
G60724-0606	6MFFOR-6FFORX90	7259-31905	MFFOR	1 1/16-16	FFORX	1 1/16-16
G60724-0808	8MFFOR-8FFORX90	7259-00345	MFFOR	13/16-16	FFORX	13/16-16
G60724-1010	10MFFOR-10FFORX90	7259-05585	MFFOR	1-14	FFORX	1-14
G60724-1212	12MFFOR-12FFORX90	7259-06085	MFFOR	1 3/16-12	FFORX	1 3/16-12
G60724-1616	16MFFOR-16FFORX90	7259-05285	MFFOR	1 7/16-12	FFORX	1 7/16-12
G60724-2020	20MFFOR-20FFORX90	7259-09665	MFFOR	1 11/16-12	FFORX	1 11/16-12
G60724-2424	24MFFOR-24FFORX90	7259-09675	MFFOR	2-12	FFORX	2-12

Male Flat-Face O-Ring Tee

For use up to SAE 100R2 maximum working pressure.





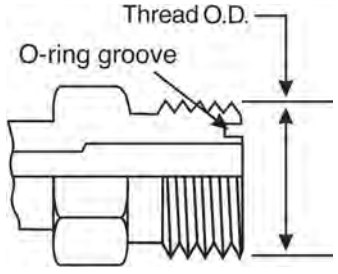

Part No.	Descr.	Prod. No.	End Type 1		End Type 2		End Type 3	
G60740-0404	4MFFOR-4MFFOR-4MFFOR	7259-04805	MFFOR	9/16-18	MFFOR	9/16-18	MFFOR	9/16-18
G60740-0606	6MFFOR-6MFFOR-6MFFOR	7259-04815	MFFOR	1 1/16-16	MFFOR	1 1/16-16	MFFOR	1 1/16-16
G60740-0808	8MFFOR-8MFFOR-8MFFOR	7259-04825	MFFOR	13/16-16	MFFOR	13/16-16	MFFOR	13/16-16
G60740-1010	10MFFOR-10MFFOR-10MFFOR	7259-04835	MFFOR	1-14	MFFOR	1-14	MFFOR	1-14
G60740-1212	12MFFOR-12MFFOR-12MFFOR	7259-04845	MFFOR	1 3/16-12	MFFOR	1 3/16-12	MFFOR	1 3/16-12
G60740-1616	16MFFOR-16MFFOR-16MFFOR	7259-04855	MFFOR	1 7/16-12	MFFOR	1 7/16-12	MFFOR	1 7/16-12
G60740-2020	20MFFOR-20MFFOR-20MFFOR	7259-04865	MFFOR	1 11/16-12	MFFOR	1 11/16-12	MFFOR	1 11/16-12

Male Flat-Face O-Ring on Run to Female Flat-Face Swivel - Tee

For use up to SAE 100R2 maximum working pressure.

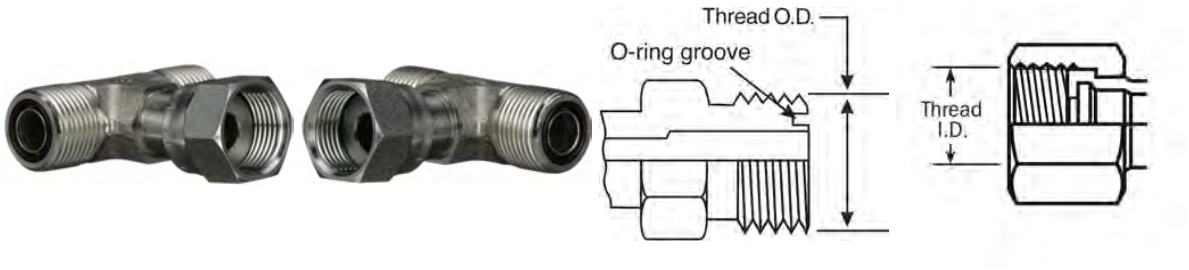

Part No.	Descr.	Prod. No.	End Type 1		End Type 2		End Type 3	
G60742-0404	4MFFOR-4MFFOR-4FFORX	7259-31805	MFFOR	9/16-18	MFFOR	9/16-18	FFORX	9/16-18
G60742-0606	6MFFOR-6MFFOR-6FFORX	7259-31815	MFFOR	1 1/16-16	MFFOR	1 1/16-16	FFORX	1 1/16-16
G60742-0808	8MFFOR-8MFFOR-8FFORX	7259-31825	MFFOR	13/16-16	MFFOR	13/16-16	FFORX	13/16-16
G60742-1010	10MFFOR-10MFFOR-10FFORX	7259-09685	MFFOR	1-14	MFFOR	1-14	FFORX	1-14
G60742-1212	12MFFOR-12MFFOR-12FFORX	7259-09695	MFFOR	1 3/16-12	MFFOR	1 3/16-12	FFORX	1 3/16-12
G60742-1616	16MFFOR-16MFFOR-16FFORX	7259-09705	MFFOR	1 7/16-12	MFFOR	1 7/16-12	FFORX	1 7/16-12
G60742-2020	20MFFOR-20MFFOR-20FFORX	7259-09715	MFFOR	1 11/16-12	MFFOR	1 11/16-12	FFORX	1 11/16-12

Male Flat-Face O-Ring to Female Flat-Face O-Ring to Male Flat-Face O-Ring - Tee

For use up to SAE 100R2 maximum working pressure.



Part No.	Descr.	Prod. No.	End Type 1		End Type 2		End Type 3	
G60744-0404	4MFFOR-4FFORX-4MFFOR	7259-00265	MFFOR	9/16-18	FFORX	9/16-18	MFFOR	9/16-18
G60744-0606	6MFFOR-6FFORX-6MFFOR	7259-00135	MFFOR	1 1/16-16	FFORX	1 1/16-16	MFFOR	1 1/16-16
G60744-0808	8MFFOR-8FFORX-8MFFOR	7259-00225	MFFOR	13/16-16	FFORX	13/16-16	MFFOR	13/16-16
G60744-1010	10MFFOR-10FFORX-10MFFOR	7259-06815	MFFOR	1-14	FFORX	1-14	MFFOR	1-14
G60744-1212	12MFFOR-12FFORX-12MFFOR	7259-00555	MFFOR	1 3/16-12	FFORX	1 3/16-12	MFFOR	1 3/16-12
G60744-1616	16MFFOR-16FFORX-16MFFOR	7259-06025	MFFOR	1 7/16-12	FFORX	1 7/16-12	MFFOR	1 7/16-12
G60744-2020	20MFFOR-20FFORX-20MFFOR	7259-04785	MFFOR	1 11/16-12	FFORX	1 11/16-12	MFFOR	1 11/16-12

Male Flat-Face O-Ring to Male Pipe NPTF

For use up to SAE 100R2 maximum working pressure.



Part No.	Descr.	Prod. No.	End Type 1		End Type 2	
G60770-0402	4MFFOR-2MP	7259-30615	MFFOR	9/16-18	MP	1/8-27
G60770-0404	4MFFOR-4MP	7259-30625	MFFOR	9/16-18	MP	1/4-18
G60770-0406	4MFFOR-6MP	7259-30635	MFFOR	9/16-18	MP	3/8-18
G60770-0604	6MFFOR-4MP	7259-30645	MFFOR	1 1/16-16	MP	1/4-18
G60770-0606	6MFFOR-6MP	7259-30655	MFFOR	1 1/16-16	MP	3/8-18
G60770-0608	6MFFOR-8MP	7259-30665	MFFOR	1 1/16-16	MP	1/2-14
G60770-0804	8MFFOR-4MP	7259-09845	MFFOR	13/16-16	MP	1/4-18
G60770-0806	8MFFOR-6MP	7259-30675	MFFOR	13/16-16	MP	3/8-18
G60770-0808	8MFFOR-8MP	7259-30685	MFFOR	13/16-16	MP	1/2-14
G60770-0812	8MFFOR-12MP	7259-06845	MFFOR	13/16-16	MP	3/4-14
G60770-1008	10MFFOR-8MP	7259-30695	MFFOR	1-14	MP	1/2-14
G60770-1012	10MFFOR-12MP	7259-06755	MFFOR	1-14	MP	3/4-14
G60770-1208	12MFFOR-8MP	7259-06035	MFFOR	1 3/16-12	MP	1/2-14
G60770-1212	12MFFOR-12MP	7259-30705	MFFOR	1 3/16-12	MP	3/4-14
G60770-1216	12MFFOR-16MP	7259-08115	MFFOR	1 3/16-12	MP	1-11 1/2
G60770-1612	16MFFOR-12MP	7259-07075	MFFOR	1 7/16-12	MP	3/4-14
G60770-1616	16MFFOR-16MP	7259-30715	MFFOR	1 7/16-12	MP	1-11 1/2
G60770-2020	20MFFOR-20MP	7259-30725	MFFOR	1 11/16-12	MP	1 1/4-11 1/2
G60770-2424	24MFFOR-24MP	7259-07595	MFFOR	2-12	MP	1 1/4-11 1/2

Male Flat-Face O-Ring to Female JIC 37° Flare Swivel

For use up to SAE 100R2 maximum working pressure.

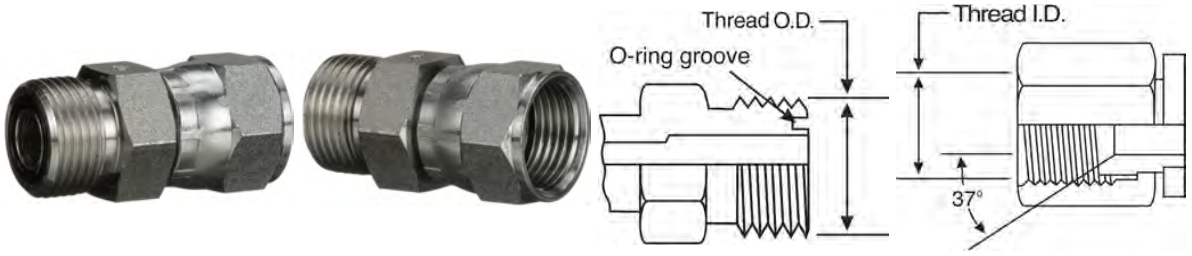

Part No.	Descr.	Prod. No.	End Type 1		End Type 2	
G60785-0404	4MFFOR-4FJX	7259-09995	MFFOR	9/16-18	FJX	7/16-20

Parts Continued On Next Page

Male Flat-Face O-Ring to Female JIC 37° Flare Swivel - Continued

For use up to SAE 100R2 maximum working pressure.

Part No.	Descr.	Prod. No.	End Type 1		End Type 2	
G60785-0606	6MFFOR-6FJX	7259-05135	MFFOR	1 1/16-16	FJX	9/16-18
G60785-0808	8MFFOR-8FJX	7259-05365	MFFOR	13/16-16	FJX	3/4-16
G60785-1010	10MFFOR-10FJX	7259-06335	MFFOR	1-14	FJX	7/8-14
G60785-1212	12MFFOR-12FJX	7259-05215	MFFOR	1 3/16-12	FJX	1 1/16-12
G60785-1616	16MFFOR-16FJX	7259-06765	MFFOR	1 7/16-12	FJX	1 5/16-12

Male Flat-Face O-Ring to Male O-Ring Boss

For use up to SAE 100R2 maximum working pressure.



Part No.	Descr.	Prod. No.	End Type 1		End Type 2	
G60800-0404	4MFFOR-4MB	7259-30015	MFFOR	9/16-18	MB	7/16-20
G60800-0406	4MFFOR-6MB	7259-29905	MFFOR	9/16-18	MB	9/16-18
G60800-0408	4MFFOR-8MB	7259-30115	MFFOR	9/16-18	MB	3/4-16
G60800-0604	6MFFOR-4MB	7259-30025	MFFOR	1 1/16-16	MB	7/16-20
G60800-0606	6MFFOR-6MB	7259-00085	MFFOR	1 1/16-16	MB	9/16-18
G60800-0608	6MFFOR-8MB	7259-29925	MFFOR	1 1/16-16	MB	3/4-16
G60800-0610	6MFFOR-10MB	7259-30095	MFFOR	1 1/16-16	MB	7/8-14
G60800-0806	8MFFOR-6MB	7259-30035	MFFOR	13/16-16	MB	9/16-18
G60800-0808	8MFFOR-8MB	7259-29915	MFFOR	13/16-16	MB	3/4-16
G60800-0810	8MFFOR-10MB	7259-30105	MFFOR	13/16-16	MB	7/8-14
G60800-0812	8MFFOR-12MB	7259-30125	MFFOR	13/16-16	MB	1 1/16-12
G60800-0816	8MFFOR-16MB	7259-08005	MFFOR	13/16-16	MB	1 5/16-12
G60800-1008	10MFFOR-8MB	7259-00155	MFFOR	1-14	MB	3/4-16
G60800-1010	10MFFOR-10MB	7259-30045	MFFOR	1-14	MB	7/8-14
G60800-1012	10MFFOR-12MB	7259-00165	MFFOR	1-14	MB	1 1/16-12
G60800-1208	12MFFOR-8MB	7259-30135	MFFOR	1 3/16-12	MB	3/4-16
G60800-1210	12MFFOR-10MB	7259-05385	MFFOR	1 3/16-12	MB	7/8-14
G60800-1212	12MFFOR-12MB	7259-30055	MFFOR	1 3/16-12	MB	1 1/16-12
G60800-1216	12MFFOR-16MB	7259-30175	MFFOR	1 3/16-12	MB	1 5/16-12
G60800-1612	16MFFOR-12MB	7259-30185	MFFOR	1 7/16-12	MB	1 1/16-12
G60800-1616	16MFFOR-16MB	7259-50255	MFFOR	1 7/16-12	MB	1 5/16-12
G60800-1620	16MFFOR-20MB	7259-00045	MFFOR	1 7/16-12	MB	1 5/8-12
G60800-2016	20MFFOR-16MB	7259-30145	MFFOR	1 11/16-12	MB	1 5/16-12
G60800-2020	20MFFOR-20MB	7259-30075	MFFOR	1 11/16-12	MB	1 5/8-12
G60800-2024	20MFFOR-24MB	7259-09745	MFFOR	1 11/16-12	MB	1 7/8-12
G60800-2420	24MFFOR-20MB	7259-09755	MFFOR	2-12	MB	1 5/8-12

Parts Continued On Next Page

Male Flat-Face O-Ring to Male O-Ring Boss - Continued

For use up to SAE 100R2 maximum working pressure.

Part No.	Descr.	Prod. No.	End Type 1		End Type 2	
G60800-2424	24MFFOR-24MB	7259-00175	MFFOR	2-12	MB	1 7/8-12
G60800-3232	32MFFOR-32MB	7259-00325	MFFOR	2 1/2-12	MB	2 1/2-12

Male Flat-Face O-Ring to Male O-Ring Boss - 45°

For use up to SAE 100R2 maximum working pressure.



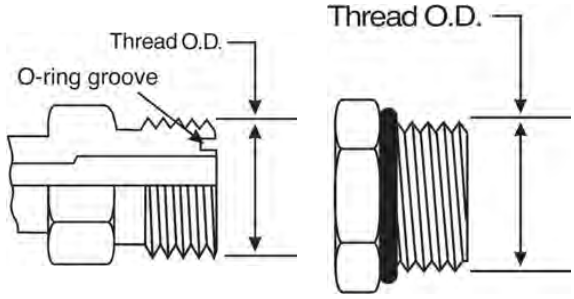

Part No.	Descr.	Prod. No.	End Type 1		End Type 2	
G60805-0404	4MFFOR-4MB45	7259-30935	MFFOR	9/16-18	MB	7/16-20
G60805-0406	4MFFOR-6MB45	7259-30305	MFFOR	9/16-18	MB	9/16-18
G60805-0604	6MFFOR-4MB45	7259-30945	MFFOR	1 1/16-16	MB	7/16-20
G60805-0606	6MFFOR-6MB45	7259-30225	MFFOR	1 1/16-16	MB	9/16-18
G60805-0608	6MFFOR-8MB45	7259-30955	MFFOR	1 1/16-16	MB	3/4-16
G60805-0806	8MFFOR-6MB45	7259-30965	MFFOR	13/16-16	MB	9/16-18
G60805-0808	8MFFOR-8MB45	7259-30975	MFFOR	13/16-16	MB	3/4-16
G60805-0810	8MFFOR-10MB45	7259-30295	MFFOR	13/16-16	MB	7/8-14
G60805-0812	8MFFOR-12MB45	7259-30985	MFFOR	13/16-16	MB	1 1/16-12
G60805-1008	10MFFOR-8MB45	7259-30995	MFFOR	1-14	MB	3/4-16
G60805-1010	10MFFOR-10MB45	7259-31005	MFFOR	1-14	MB	7/8-14
G60805-1012	10MFFOR-12MB45	7259-31015	MFFOR	1-14	MB	1 1/16-12
G60805-1210	12MFFOR-10MB45	7259-31025	MFFOR	1 3/16-12	MB	7/8-14
G60805-1212	12MFFOR-12MB45	7259-31035	MFFOR	1 3/16-12	MB	1 1/16-12
G60805-1216	12MFFOR-16MB45	7259-31045	MFFOR	1 3/16-12	MB	1 5/16-12
G60805-1612	16MFFOR-12MB45	7259-31055	MFFOR	1 7/16-12	MB	1 1/16-12
G60805-1616	16MFFOR-16MB45	7259-31065	MFFOR	1 7/16-12	MB	1 5/16-12
G60805-1620	16MFFOR-20MB45	7259-31075	MFFOR	1 7/16-12	MB	1 5/8-12
G60805-2020	20MFFOR-20MB45	7259-31085	MFFOR	1 11/16-12	MB	1 5/8-12
G60805-2424	24MFFOR-24MB45	7259-31095	MFFOR	2-12	MB	1 7/8-12

Male Flat-Face O-Ring to Male O-Ring Boss - 90°

For use up to SAE 100R2 maximum working pressure.

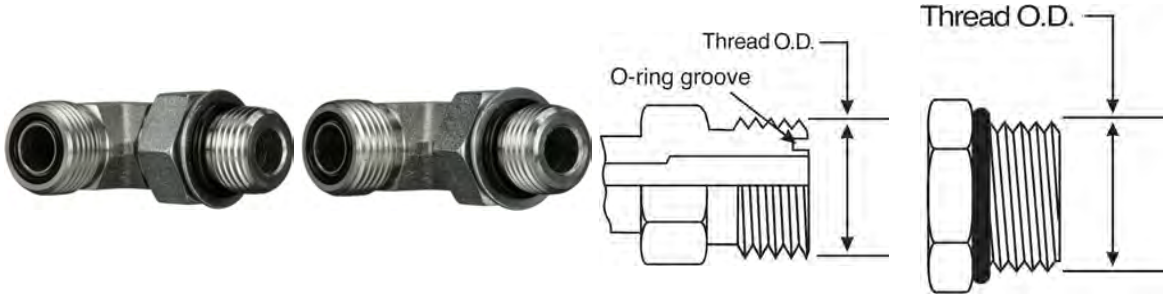

Part No.	Descr.	Prod. No.	End Type 1		End Type 2	
G60810-0404	4MFFOR-4MB90	7259-30415	MFFOR	9/16-18	MB	7/16-20
G60810-0406	4MFFOR-6MB90	7259-30735	MFFOR	9/16-18	MB	9/16-18
G60810-0408	4MFFOR-8MB90	7259-30745	MFFOR	9/16-18	MB	3/4-16
G60810-0604	6MFFOR-4MB90	7259-30495	MFFOR	1 1/16-16	MB	7/16-20
G60810-0606	6MFFOR-6MB90	7259-30425	MFFOR	1 1/16-16	MB	9/16-18
G60810-0608	6MFFOR-8MB90	7259-30755	MFFOR	1 1/16-16	MB	3/4-16
G60810-0612	6MFFOR-12MB90	7259-30765	MFFOR	1 1/16-16	MB	1 1/16-12
G60810-0806	8MFFOR-6MB90	7259-66215	MFFOR	13/16-16	MB	9/16-18
G60810-0808	8MFFOR-8MB90	7259-30435	MFFOR	13/16-16	MB	3/4-16
G60810-0810	8MFFOR-10MB90	7259-30515	MFFOR	13/16-16	MB	7/8-14
G60810-0812	8MFFOR-12MB90	7259-30525	MFFOR	13/16-16	MB	1 1/16-12
G60810-1008	10MFFOR-8MB90	7259-30555	MFFOR	1-14	MB	3/4-16
G60810-1010	10MFFOR-10MB90	7259-30445	MFFOR	1-14	MB	7/8-14
G60810-1012	10MFFOR-12MB90	7259-30775	MFFOR	1-14	MB	1 1/16-12
G60810-1208	12MFFOR-8MB90	7259-30785	MFFOR	1 3/16-12	MB	3/4-16
G60810-1210	12MFFOR-10MB90	7259-30795	MFFOR	1 3/16-12	MB	7/8-14
G60810-1212	12MFFOR-12MB90	7259-30455	MFFOR	1 3/16-12	MB	1 1/16-12
G60810-1216	12MFFOR-16MB90	7259-30805	MFFOR	1 3/16-12	MB	1 5/16-12
G60810-1612	16MFFOR-12MB90	7259-30545	MFFOR	1 7/16-12	MB	1 1/16-12
G60810-1616	16MFFOR-16MB90	7259-30465	MFFOR	1 7/16-12	MB	1 5/16-12
G60810-1620	16MFFOR-20MB90	7259-30815	MFFOR	1 7/16-12	MB	1 5/8-12
G60810-2016	20MFFOR-16MB90	7259-30825	MFFOR	1 11/16-12	MB	1 5/16-12
G60810-2020	20MFFOR-20MB90	7259-30475	MFFOR	1 11/16-12	MB	1 5/8-12
G60810-2024	20MFFOR-24MB90	7259-30835	MFFOR	1 11/16-12	MB	1 7/8-12
G60810-2420	24MFFOR-20MB90	7259-30845	MFFOR	2-12	MB	1 5/8-12
G60810-2424	24MFFOR-24MB90	7259-30855	MFFOR	2-12	MB	1 7/8-12

HOSE/CPLG. SELECTION
EQUIPMENT
HOSE SPECIFICATION
GLOBALSPIRAL COUPLINGS
STAINLESS STEEL SPIRAL COUPLINGS
MEGACRIMP COUPLINGS
STAINLESS STEEL BRAID COUPLINGS
POWER CRIMP COUPLINGS
FIELD ATTACHABLE - TYPE T COUPLINGS
FIELD ATTACHABLE - C5 COUPLINGS
FIELD ATTACHABLE - LOCK-ON COUPLINGS
C14 COUPLINGS & ASSEMBLIES
GLP & GL COUPLINGS
GLX COUPLINGS
PCTS THERMOPLASTIC COUPLINGS
POLARSEAL COUPLINGS (ACA, ACB, ACC)
POWER STEERING CPLGS. & TOC ASSEMBLIES
ADAPTERS
QUICK DISCONNECT COUPLERS
BALL VALVES
LIVE SWIVELS
ACCESSORIES
AIR BRAKE CPLGS. & ASSEMBLIES
KITS
BRASS

Male Flat-Face O-Ring to Male O-Ring Boss - 90° Long Drop

For use up to SAE 100R2 maximum working pressure.

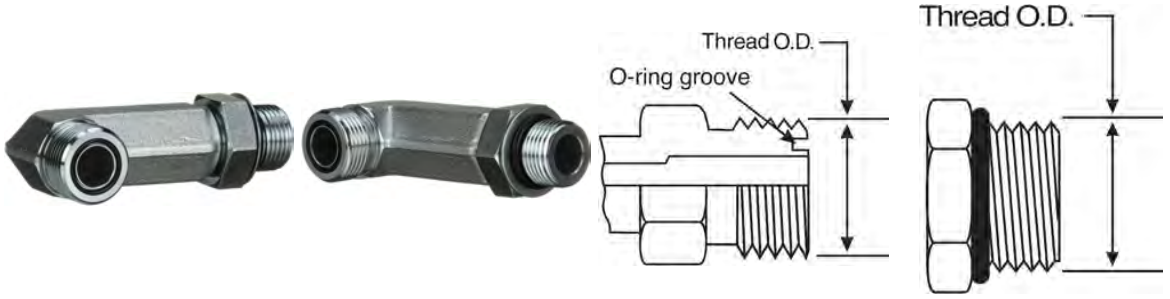

Part No.	Descr.	Prod. No.	End Type 1		End Type 2	
G60811-0404	4MFFOR-4MB90L	7259-30875	MFFOR	9/16-18	MB	7/16-20
G60811-0606	6MFFOR-6MB90L	7259-30885	MFFOR	1 1/16-16	MB	9/16-18
G60811-1212	12MFFOR-12MB90L	7259-30915	MFFOR	1 3/16-12	MB	1 1/16-12
G60811-1616	16MFFOR-16MB90L	7259-30925	MFFOR	1 7/16-12	MB	1 5/16-12

Male Flat-Face O-Ring on Run to Male O-Ring Boss - Tee

For use up to SAE 100R2 maximum working pressure.

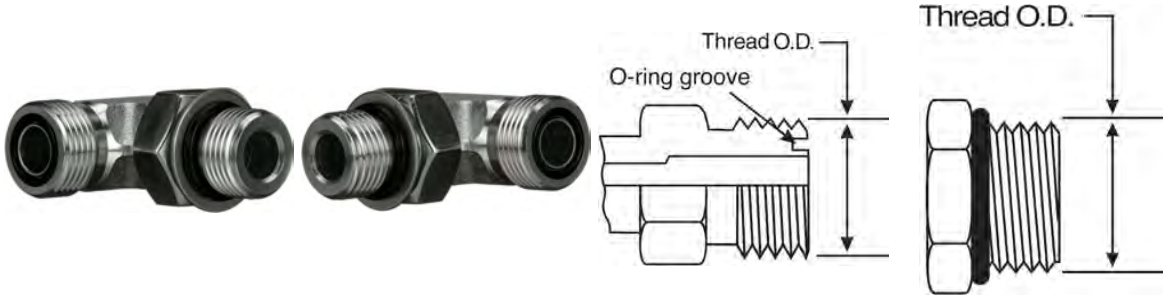

Part No.	Descr.	Prod. No.	End Type 1		End Type 2		End Type 3	
G60820-0404	4MFFOR-4MFFOR-4MB	7259-31405	MFFOR	9/16-18	MFFOR	9/16-18	MB	7/16-20
G60820-0606	6MFFOR-6MFFOR-6MB	7259-31515	MFFOR	1 1/16-16	MFFOR	1 1/16-16	MB	9/16-18
G60820-0808	8MFFOR-8MFFOR-8MB	7259-31415	MFFOR	13/16-16	MFFOR	13/16-16	MB	3/4-16
G60820-1010	10MFFOR-10MFFOR-10MB	7259-31425	MFFOR	1-14	MFFOR	1-14	MB	7/8-14
G60820-1212	12MFFOR-12MFFOR-12MB	7259-31545	MFFOR	1 3/16-12	MFFOR	1 3/16-12	MB	1 1/16-12
G60820-1616	16MFFOR-16MFFOR-16MB	7259-31555	MFFOR	1 7/16-12	MFFOR	1 7/16-12	MB	1 5/16-12
G60820-2020	20MFFOR-20MFFOR-20MB	7259-31435	MFFOR	1 11/16-12	MFFOR	1 11/16-12	MB	1 5/8-12

Male Flat-Face O-Ring to Male O-Ring Boss to Male Flat-Face O-Ring - Tee

For use up to SAE 100R2 maximum working pressure.

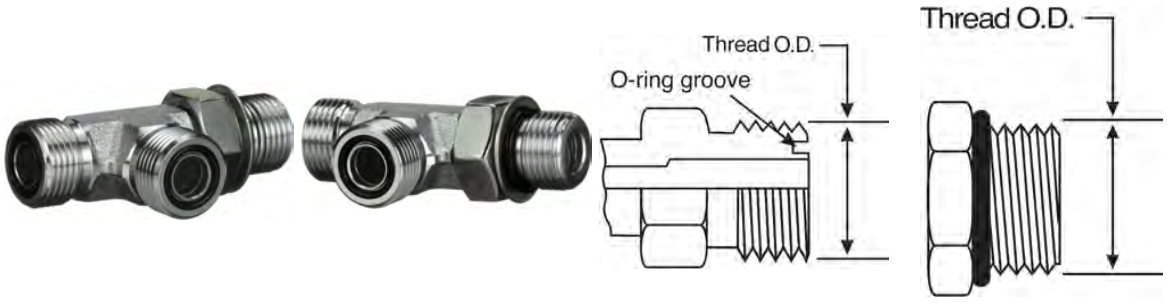

Part No.	Descr.	Prod. No.	End Type 1		End Type 2		End Type 3	
G60821-0404	4MFFOR-4MB-4MFFOR	7259-31455	MFFOR	9/16-18	MB	7/16-20	MFFOR	9/16-18
G60821-0606	6MFFOR-6MB-6MFFOR	7259-31605	MFFOR	1 1/16-16	MB	9/16-18	MFFOR	1 1/16-16
G60821-0808	8MFFOR-8MB-8MFFOR	7259-31465	MFFOR	13/16-16	MB	3/4-16	MFFOR	13/16-16
G60821-1010	10MFFOR-10MB-10MFFOR	7259-31615	MFFOR	1-14	MB	7/8-14	MFFOR	1-14
G60821-1212	12MFFOR-12MB-12MFFOR	7259-31475	MFFOR	1 3/16-12	MB	1 1/16-12	MFFOR	1 3/16-12
G60821-1616	16MFFOR-16MB-16MFFOR	7259-31485	MFFOR	1 7/16-12	MB	1 5/16-12	MFFOR	1 7/16-12
G60821-2020	20MFFOR-20MB-20MFFOR	7259-31495	MFFOR	1 11/16-12	MB	1 5/8-12	MFFOR	1 11/16-12
G60821-2424	24MFFOR-24MB-24MFFOR	7259-31505	MFFOR	2-12	MB	1 7/8-12	MFFOR	2-12

Female Flat-Face Swivel to Male JIC 37° Flare

For use up to SAE 100R2 maximum working pressure.



Part No.	Descr.	Prod. No.	End Type 1		End Type 2	
G60880-0404	4FFORX-4MJ	7253-31705	FFORX	9/16-18	MJ	7/16-20
G60880-0606	6FFORX-6MJ	7253-31715	FFORX	1 1/16-16	MJ	9/16-18
G60880-0808	8FFORX-8MJ	7253-31725	FFORX	13/16-16	MJ	3/4-16
G60880-1010	10FFORX-10MJ	7253-31735	FFORX	1-14	MJ	7/8-14
G60880-1212	12FFORX-12MJ	7253-31745	FFORX	1 3/16-12	MJ	1 1/16-12
G60880-1616	16FFORX-16MJ	7253-31755	FFORX	1 7/16-12	MJ	1 5/16-12

Code 61 O-Ring Flange to Male JIC 37° Flare

O–Ring not included. Must be ordered separately.





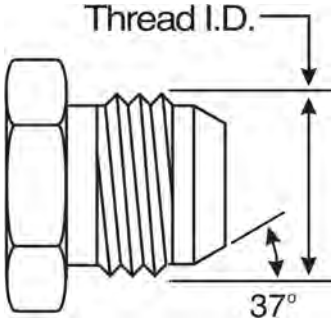

Part No.	Descr.	Prod. No.		M		F		
				"	mm	"	mm	
G60900-0808	8FL-8MJ	7253-86931	3/4-16	1.19	30.2	0.27	6.9	6000
G60900-1212	12FL-12MJ	7253-86932	1 1/16-12	1.50	38.1	0.27	6.9	5000
G60900-1616	16FL-16MJ	7253-86933	1 5/16-12	1.75	44.5	0.32	8.1	4000
G60900-2020	20FL-20MJ	7253-86934	1 5/8-12	2.00	50.8	0.32	8.1	4000
G60900-2424	24FL-24MJ	7253-86935	1 7/8-12	2.38	60.5	0.32	8.1	3000
G60900-3232	32FL-32MJ	7253-86936	2 1/2-12	2.81	71.4	0.38	9.7	2000

Code 61 O-Ring Flange to Male JIC 37° Flare - High Pressure

FL5K maximum working pressure is 5,000 psi. FL4K maximum working pressure is 4,000 psi.
No braze joints, solid one–piece construction for increased reliability.
O–Ring not included. Must be ordered separately.





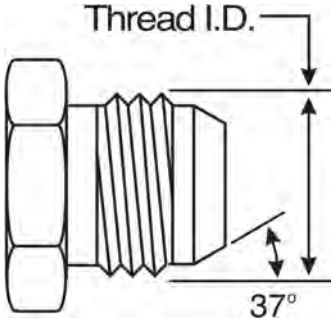

Part No.	Descr.	Prod. No.		M		F	
				"	mm	"	mm
G60901-1212	12FL5K-12MJ	7253-13015	1 1/16-12	1.50	38.1	0.27	6.9
G60901-1612	16FL5K-12MJ	7253-12405	1 1/16-12	1.75	44.5	0.32	8.1
G60901-1616	16FL5K-16MJ	7253-13035	1 5/16-12	1.75	44.5	0.32	8.1
G60901-1620	16FL5K-20MJ	7253-12425	1 5/8-12	1.75	44.5	0.32	8.1
G60901-2016	20FL4K-16MJ	7253-12485	1 5/16-12	2.00	50.8	0.32	8.1
G60901-2020	20FL4K-20MJ	7253-12475	1 5/8-12	2.00	50.8	0.32	8.1

Code 61 O-Ring Flange to Male JIC 37° Flare - 45°

O–Ring not included. Must be ordered separately.





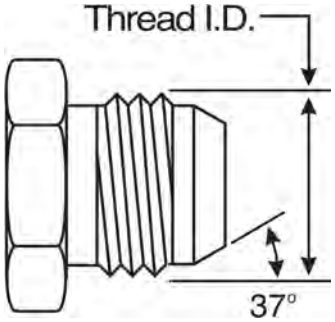

Part No.	Descr.	Prod. No.		M		F		
				"	mm	"	mm	
G60905-0808	8FL-8MJ45	7253-86937	3/4-16	1.19	30.2	0.27	6.9	6000
G60905-1212	12FL-12MJ45	7253-86938	1 1/16-12	1.50	38.1	0.27	6.9	5000
G60905-1616	16FL-16MJ45	7253-86939	1 5/16-12	1.75	44.5	0.32	8.1	4000
G60905-2020	20FL-20MJ45	7253-86941	1 5/8-12	2.00	50.8	0.32	8.1	4000
G60905-2424	24FL-24MJ45	7253-86942	1 7/8-12	2.38	60.5	0.32	8.1	3000
G60905-3232	32FL-32MJ45	7253-86943	2 1/2-12	2.81	71.4	0.38	9.7	2000

Code 61 O-Ring Flange to Male JIC 37° Flare - 45° - High Pressure

FL5K maximum working pressure is 5,000 psi. FL4K maximum working pressure is 4,000 psi.
No braze joints, solid one–piece construction for increased reliability.
O–Ring not included. Must be ordered separately.





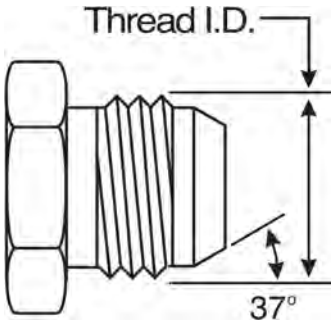

Part No.	Descr.	Prod. No.		M		F	
				"	mm	"	mm
G60906-1212	12FL5K-12MJ45	7253-13105	1 1/16-12	1.50	38.1	0.27	6.9
G60906-1616	16FL5K-16MJ45	7253-13125	1 5/16-12	1.75	44.5	0.32	8.1
G60906-2016	20FL4K-16MJ45	7253-12625	1 5/16-12	2.00	50.8	0.37	9.4
G60906-2020	20FL4K-20MJ45	7253-12395	1 5/8-12	2.00	50.8	0.37	9.4

HOSE/CPLG. SELECTION
EQUIPMENT
HOSE SPECIFICATION
GLOBALSPIRAL COUPLINGS
STAINLESS STEEL SPIRAL COUPLINGS
MEGACRIMP COUPLINGS
STAINLESS STEEL BRAID COUPLINGS
POWER CRIMP COUPLINGS
FIELD ATTACHABLE - TYPE T COUPLINGS
FIELD ATTACHABLE - C5 COUPLINGS
FIELD ATTACHABLE - LOCK-ON COUPLINGS
C14 COUPLINGS & ASSEMBLIES
GLP & GL COUPLINGS
GLX COUPLINGS
PCTS THERMOPLASTIC COUPLINGS
POLARSEAL COUPLINGS (ACA, ACB, ACC)
POWER STEERING CPLGS. & TOC ASSEMBLIES
ADAPTERS
QUICK DISCONNECT COUPLERS
BALL VALVES
LIVE SWIVELS
ACCESSORIES
AIR BRAKE CPLGS. & ASSEMBLIES
KITS
BRASS

Code 61 O-Ring Flange to Male JIC 37° Flare - 90°

O–Ring not included. Must be ordered separately.





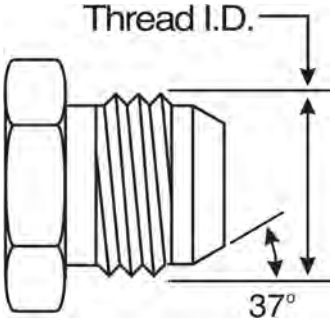

Part No.	Descr.	Prod. No.		M		F		
				"	mm	"	mm	
G60910-0808	8FL-8MJ90	7253-86944	3/4-16	1.19	30.2	0.27	6.9	6000
G60910-1212	12FL-12MJ90	7253-86945	1 1/16-12	1.50	38.1	0.27	6.9	5000
G60910-1616	16FL-16MJ90	7253-86946	1 5/16-12	1.75	44.5	0.32	8.1	4000
G60910-2020	20FL-20MJ90	7253-86947	1 5/8-12	2.00	50.8	0.32	8.1	4000
G60910-2424	24FL-24MJ90	7253-86948	1 7/8-12	2.38	60.5	0.32	8.1	3000
G60910-3232	32FL-32MJ90	7253-86949	2 1/2-12	2.81	71.4	0.38	9.7	2000

Code 61 O-Ring Flange to Male JIC 37° Flare - 90° - High Pressure

FL5K maximum working pressure is 5,000 psi. FL4K maximum working pressure is 4,000 psi.
No braze joints, solid one–piece construction for increased reliability.
O–Ring not included. Must be ordered separately.





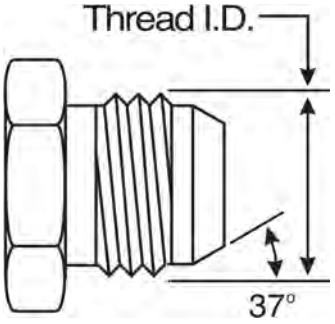

Part No.	Descr.	Prod. No.		M		F		
				"	mm	"	mm	
G60911-1212	12FL5K-12MJ90	7253-13205	1 1/16-12	1.50	38.1	0.27	6.9	5000
G60911-1612	16FL5K-12MJ90	7253-12415	1 1/16-12	1.75	44.5	0.32	8.1	5000
G60911-1616	16FL5K-16MJ90	7253-13225	1 5/16-12	1.75	44.5	0.32	8.1	5000
G60911-2016	20FL4K-16MJ90	7253-12495	1 5/16-12	2.00	50.8	0.32	8.1	4000
G60911-2020	20FL4K-20MJ90	7253-12505	1 5/8-12	2.00	50.8	0.32	8.1	4000

NOTE: FL5K maximum working pressure is 5,000 psi; FL4K maximum working pressure is 4,000 psi.

Code 61 O-Ring Flange to Male Flat-Face O-Ring - High Pressure

FL5K maximum working pressure is 5,000 psi. FL4K maximum working pressure is 4,000 psi.
For use up to SAE 100R2 maximum working pressure.
No braze joints, solid one–piece construction for increased reliability.
O–Ring not included. Must be ordered separately.





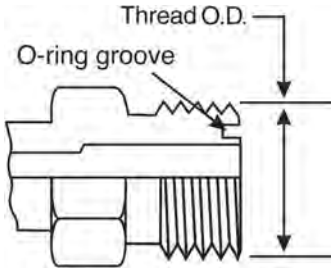

Part No.	Descr.	Prod. No.		M		F	
				"	mm	"	mm
G60915-1212	12FL5K-12MFFOR	7253-13695	1 3/16-12	1.50	38.1	0.27	6.9
G60915-1612	16FL5K-12MFFOR	7253-17155	1 3/16-12	1.75	44.5	0.32	8.1
G60915-1616	16FL5K-16MFFOR	7253-13705	1 7/16-12	1.75	44.5	0.32	8.1
G60915-2020	20FL4K-20MFFOR	7253-13715	1 11/16-12	2.00	50.8	0.32	8.1

Code 61 O-Ring Flange to Male Flat-Face O-Ring 45° - High Pressure

FL5K maximum working pressure is 5,000 psi. FL4K maximum working pressure is 4,000 psi.
For use up to SAE 100R2 maximum working pressure.
No braze joints, solid one–piece construction for increased reliability.
O–Ring not included. Must be ordered separately.





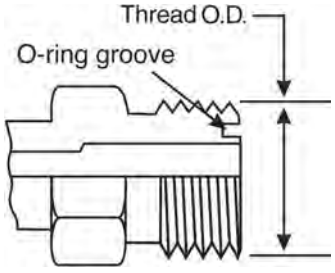

Part No.	Descr.	Prod. No.		M		F	
				"	mm	"	mm
G60920-1212	12FL5K-12MFFOR45	7253-13725	1 3/16-12	1.50	38.1	0.27	6.9
G60920-1616	16FL5K-16MFFOR45	7253-13735	1 7/16-12	1.75	44.5	0.32	8.1
G60920-2020	20FL4K-20MFFOR45	7253-13745	1 11/16-12	2.00	50.8	0.32	8.1

HOSE/CPLG. SELECTION
EQUIPMENT
HOSE SPECIFICATION
GLOBALSPIRAL COUPLINGS
STAINLESS STEEL SPIRAL COUPLINGS
MEGACRIMP COUPLINGS
STAINLESS STEEL BRAID COUPLINGS
POWER CRIMP COUPLINGS
FIELD ATTACHABLE - TYPE T COUPLINGS
FIELD ATTACHABLE - C5 COUPLINGS
FIELD ATTACHABLE - LOCK-ON COUPLINGS
C14 COUPLINGS & ASSEMBLIES
GLP & GL COUPLINGS
GLX COUPLINGS
PCTS THERMOPLASTIC COUPLINGS
POLARSEAL COUPLINGS (ACA, ACB, ACC)
POWER STEERING CPLGS. & TOC ASSEMBLIES
ADAPTERS
QUICK DISCONNECT COUPLERS
BALL VALVES
LIVE SWIVELS
ACCESSORIES
AIR BRAKE CPLGS. & ASSEMBLIES
KITS
BRASS

HOSE/CPLG. SELECTION
EQUIPMENT
HOSE SPECIFICATION
GLOBALSPIRAL COUPLINGS
STAINLESS STEEL SPIRAL COUPLINGS
MEGACRIMP COUPLINGS
STAINLESS STEEL BRAID COUPLINGS
POWER CRIMP COUPLINGS
FIELD ATTACHABLE - TYPE T COUPLINGS
FIELD ATTACHABLE - C5 COUPLINGS
FIELD ATTACHABLE - LOCK-ON COUPLINGS
C14 COUPLINGS & ASSEMBLIES
GLP & GL COUPLINGS
GLX COUPLINGS
PCTS THERMOPLASTIC COUPLINGS
POLARSEAL COUPLINGS (ACA, ACB, ACC)
POWER STEERING CPLGS. & TOC ASSEMBLIES
ADAPTERS
QUICK DISCONNECT COUPLERS
BALL VALVES
LIVE SWIVELS
ACCESSORIES
AIR BRAKE CPLGS. & ASSEMBLIES
KITS
BRASS

Code 61 O-Ring Flange to Male Flat-Face O-Ring 90° - High Pressure

FL5K maximum working pressure is 5,000 psi. FL4K maximum working pressure is 4,000 psi.
For use up to SAE 100R2 maximum working pressure.
No braze joints, solid one–piece construction for increased reliability.
O–Ring not included. Must be ordered separately.





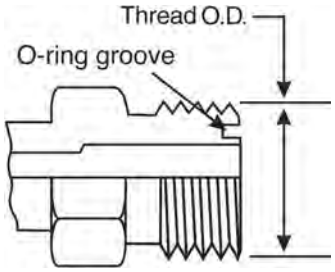

Part No.	Descr.	Prod. No.		M		F	
				"	mm	"	mm
G60925-1212	12FL5K-12MFFOR90	7253-13755	1 3/16-12	1.50	38.1	0.27	6.9
G60925-1616	16FL5K-16MFFOR90	7253-13765	1 7/16-12	1.50	38.1	0.32	8.1
G60925-2020	20FL4K-20MFFOR90	7253-13775	1 11/16-12	2.00	50.8	0.32	8.1

Code 62 O-Ring Flange Heavy to Male JIC 37° Flare - (6,000 psi)

FL5K maximum working pressure is 5,000 psi.
No braze joints, solid one–piece construction for increased reliability.
O–Ring not included. Must be ordered separately.





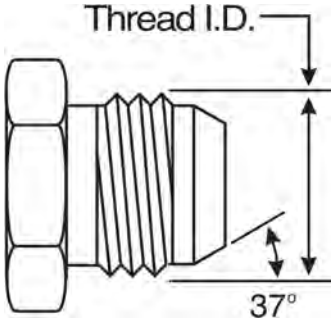

Part No.	Descr.	Prod. No.		M		F	
				"	mm	"	mm
G60930-1212	12FLH6K-12MJ	7253-13305	1 1/16-12	1.63	41.4	0.35	8.9
G60930-1612	16FLH6K-12MJ	7253-12445	1 1/16-12	1.88	47.8	0.38	9.7
G60930-1616	16FLH6K-16MJ	7253-13325	1 5/16-12	1.88	47.8	0.38	9.7
G60930-1620	16FLH6K-20MJ	7253-12465	1 5/8-12	1.88	47.8	0.38	9.7
G60930-2016	20FLH6K-16MJ	7253-12515	1 5/16-12	2.13	54.1	0.41	10.4
G60930-2020	20FLH6K-20MJ	7253-13345	1 5/8-12	2.13	54.1	0.41	10.4
G60930-2420	24FLH6K-20MJ	7253-13375	1 5/8-12	2.50	63.5	0.50	12.7
G60930-2424	24FLH6K-24MJ	7253-13365	1 7/8-12	2.50	63.5	0.50	12.7

Code 62 O-Ring Flange Heavy to Male JIC 37° Flare 45° - (6,000 psi)

No braze joints, solid one–piece construction for increased reliability.
O–Ring not included. Must be ordered separately.





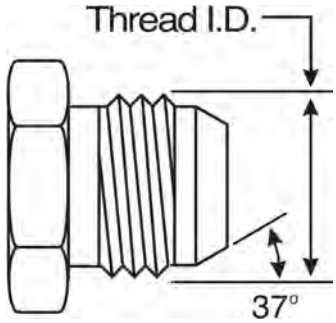

Part No.	Descr.	Prod. No.		M		F		
				"	mm	"	mm	
G60935-1212	12FLH6K-12MJ45	7253-13405	1 1/16-12	1.63	41.4	0.35	8.9	6000
G60935-1616	16FLH6K-16MJ45	7253-13425	1 5/16-12	1.88	47.8	0.38	9.7	6000
G60935-2020	20FLH6K-20MJ45	7253-13445	1 5/8-12	2.13	54.1	0.41	10.4	6000

Code 62 O-Ring Flange Heavy to Male JIC 37° Flare 90° - (6,000 psi)

No braze joints, solid one–piece construction for increased reliability.
O–Ring not included. Must be ordered separately.





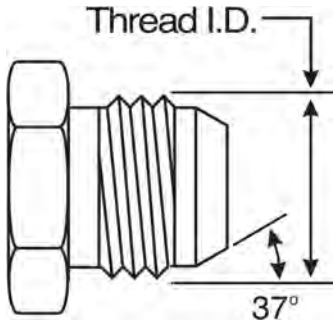

Part No.	Descr.	Prod. No.		M		F		
				"	mm	"	mm	
G60940-1212	12FLH6K-12MJ90	7253-13505	1 1/16-12	1.63	41.4	0.35	8.9	6000
G60940-1216	12FLH6K-16MJ90	7253-13515	1 5/16-12	1.63	41.4	0.35	8.9	6000
G60940-1612	16FLH6K-12MJ90	7253-12455	1 1/16-12	1.88	47.8	0.38	9.7	6000
G60940-1616	16FLH6K-16MJ90	7253-13535	1 5/16-12	1.88	47.8	0.38	9.7	6000
G60940-1620	16FLH6K-20MJ90	7253-13545	1 5/8-12	1.88	47.8	0.38	9.7	6000
G60940-2016	20FLH6K-16MJ90	7253-12525	1 5/16-12	2.13	54.1	0.41	10.4	6000
G60940-2020	20FLH6K-20MJ90	7253-13565	1 5/8-12	2.13	54.1	0.41	10.4	6000
G60940-2420	24FLH6K-20MJ90	7253-13575	1 5/8-12	2.50	63.5	0.50	12.7	6000

HOSE/CPLG. SELECTION
EQUIPMENT
HOSE SPECIFICATION
GLOBALSPIRAL COUPLINGS
STAINLESS STEEL SPIRAL COUPLINGS
MEGACRIMP COUPLINGS
STAINLESS STEEL BRAID COUPLINGS
POWER CRIMP COUPLINGS
FIELD ATTACHABLE - TYPE T COUPLINGS
FIELD ATTACHABLE - C5 COUPLINGS
FIELD ATTACHABLE - LOCK-ON COUPLINGS
C14 COUPLINGS & ASSEMBLIES
GLP & GL COUPLINGS
GLX COUPLINGS
PCTS THERMOPLASTIC COUPLINGS
POLARSEAL COUPLINGS (ACA, ACB, ACC)
POWER STEERING CPLGS. & TOC ASSEMBLIES
ADAPTERS
QUICK DISCONNECT COUPLERS
BALL VALVES
LIVE SWIVELS
ACCESSORIES
AIR BRAKE CPLGS. & ASSEMBLIES
KITS
BRASS

Code 62 O-Ring Flange Heavy to Male Flat-Face O-Ring - (6,000 psi)

No braze joints, solid one–piece construction for increased reliability.
O–Ring not included. Must be ordered separately.





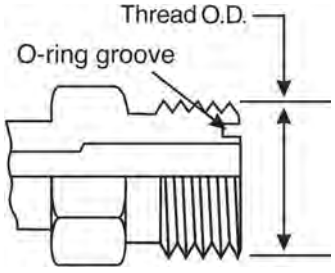

Part No.	Descr.	Prod. No.		M		F		
				"	mm	"	mm	
G60945-1212	12FLH6K-12MFFOR	7253-13605	1 3/16-12	1.63	41.4	0.35	8.9	6000
G60945-1616	16FLH6K-16MFFOR	7253-13615	1 7/16-12	1.88	47.8	0.38	9.7	6000
G60945-2020	20FLH6K-20MFFOR	7253-13625	1 1/16-12	2.13	54.1	0.41	10.4	6000

Code 62 O-Ring Flange Heavy to Male Flat-Face O-Ring 45° - (6,000 psi)

No braze joints, solid one–piece construction for increased reliability.
O–Ring not included. Must be ordered separately.





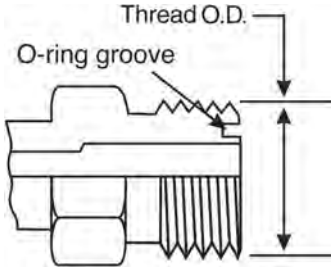

Part No.	Descr.	Prod. No.		M		F		
				"	mm	"	mm	
G60950-1212	12FLH6K-12MFFOR45	7253-13635	1 3/16-12	1.63	41.4	0.35	8.9	6000
G60950-1616	16FLH6K-16MFFOR45	7253-13645	1 7/16-12	1.88	47.8	0.38	9.7	6000
G60950-2020	20FLH6K-20MFFOR45	7253-13655	1 1/16-12	2.13	54.1	0.41	10.4	6000

Code 62 O-Ring Flange Heavy to Male Flat-Face O-Ring 90° - (6,000 psi)

No braze joints, solid one–piece construction for increased reliability.
O–Ring not included. Must be ordered separately.





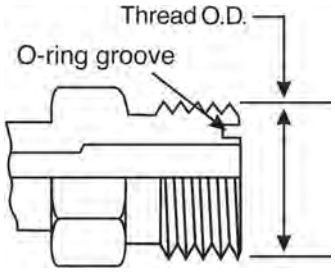

Part No.	Descr.	Prod. No.		M		F		
				"	mm	"	mm	
G60955-1212	12FLH6K-12MFFOR90	7253-13665	1 3/16-12	1.63	41.4	0.35	8.9	6000
G60955-1612	16FLH6K-12MFFOR90	7253-13465	1 3/16-12	1.88	47.8	0.38	9.7	6000
G60955-1616	16FLH6K-16MFFOR90	7253-13675	1 7/16-12	1.88	47.8	0.38	9.7	6000
G60955-2020	20FLH6K-20MFFOR90	7253-13685	1 1/16-12	2.13	54.1	0.41	10.4	6000

HOSE/CPLG. SELECTION
EQUIPMENT
HOSE SPECIFICATION
GLOBALSPIRAL COUPLINGS
STAINLESS STEEL SPIRAL COUPLINGS
MEGACRIMP COUPLINGS
STAINLESS STEEL BRAID COUPLINGS
POWER CRIMP COUPLINGS
FIELD ATTACHABLE - TYPE T COUPLINGS
FIELD ATTACHABLE - C5 COUPLINGS
FIELD ATTACHABLE - LOCK-ON COUPLINGS
C14 COUPLINGS & ASSEMBLIES
GLP & GL COUPLINGS
GLX COUPLINGS
PCTS THERMOPLASTIC COUPLINGS
POLARSEAL COUPLINGS (ACA, ACB, ACC)
POWER STEERING CPLGS. & TOC ASSEMBLIES
ADAPTERS
QUICK DISCONNECT COUPLERS
BALL VALVES
LIVE SWIVELS
ACCESSORIES
AIR BRAKE CPLGS. & ASSEMBLIES
KITS
BRASS

HOSE/CPLG. SELECTION
EQUIPMENT
HOSE SPECIFICATION
GLOBALSPIRAL COUPLINGS
STAINLESS STEEL SPIRAL COUPLINGS
MEGACRIMP COUPLINGS
STAINLESS STEEL BRAID COUPLINGS
POWER CRIMP COUPLINGS
FIELD ATTACHABLE - TYPE T COUPLINGS
FIELD ATTACHABLE - C5 COUPLINGS
FIELD ATTACHABLE - LOCK-ON COUPLINGS
C14 COUPLINGS & ASSEMBLIES
GLP & GL COUPLINGS
GLX COUPLINGS
PCTS THERMOPLASTIC COUPLINGS
POLARSEAL COUPLINGS (ACA, ACB, ACC)
POWER STEERING CPLGS. & TOC ASSEMBLIES
ADAPTERS
QUICK DISCONNECT COUPLERS
BALL VALVES
LIVE SWIVELS
ACCESSORIES
AIR BRAKE CPLGS. & ASSEMBLIES
KITS
BRASS

Male British Standard Pipe Tapered Thread to Male JIC 37° Flare

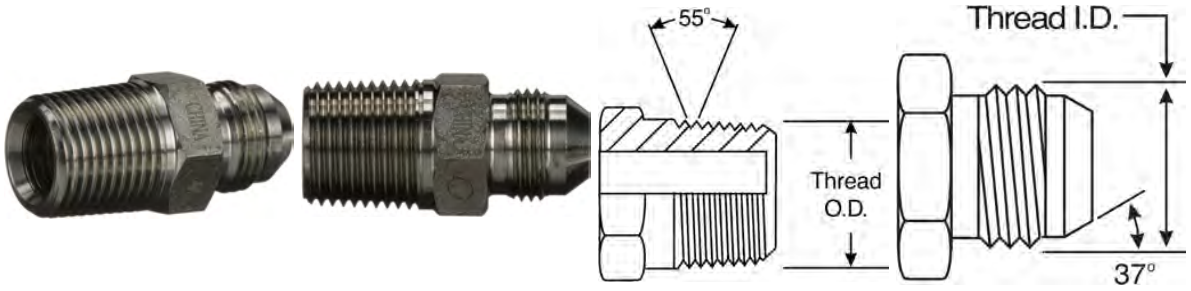

Part No.	Descr.	Prod. No.	End Type 1		End Type 2	
G62150-0204	2MBSPT-4MJ	7253-14255	MBSPT	1/8-28	MJ	7/16-20
G62150-0205	2MBSPT-5MJ	7253-60005	MBSPT	1/8-28	MJ	1/2-20
G62150-0206	2MBSPT-6MJ	7253-60015	MBSPT	1/8-28	MJ	9/16-18
G62150-0404	4MBSPT-4MJ	7253-14265	MBSPT	1/4-19	MJ	7/16-20
G62150-0405	4MBSPT-5MJ	7253-60025	MBSPT	1/4-19	MJ	1/2-20
G62150-0406	4MBSPT-6MJ	7253-60035	MBSPT	1/4-19	MJ	9/16-18
G62150-0408	4MBSPT-8MJ	7253-60045	MBSPT	1/4-19	MJ	3/4-16
G62150-0604	6MBSPT-4MJ	7253-60055	MBSPT	3/8-19	MJ	7/16-20
G62150-0605	6MBSPT-5MJ	7253-60065	MBSPT	3/8-19	MJ	1/2-20
G62150-0606	6MBSPT-6MJ	7253-14275	MBSPT	3/8-19	MJ	9/16-18
G62150-0608	6MBSPT-8MJ	7253-60075	MBSPT	3/8-19	MJ	3/4-16
G62150-0610	6MBSPT-10MJ	7253-60085	MBSPT	3/8-19	MJ	7/8-14
G62150-0806	8MBSPT-6MJ	7253-60095	MBSPT	1/2-14	MJ	9/16-18
G62150-0808	8MBSPT-8MJ	7253-14285	MBSPT	1/2-14	MJ	3/4-16
G62150-0810	8MBSPT-10MJ	7253-14295	MBSPT	1/2-14	MJ	7/8-14
G62150-0812	8MBSPT-12MJ	7253-60105	MBSPT	1/2-14	MJ	1 1/16-12
G62150-1208	12MBSPT-8MJ	7253-60115	MBSPT	3/4-14	MJ	3/4-16
G62150-1210	12MBSPT-10MJ	7253-60125	MBSPT	3/4-14	MJ	7/8-14
G62150-1212	12MBSPT-12MJ	7253-14305	MBSPT	3/4-14	MJ	1 1/16-12
G62150-1214	12MBSPT-14MJ	7253-60135	MBSPT	3/4-14	MJ	1 3/16-12
G62150-1216	12MBSPT-16MJ	7253-60145	MBSPT	3/4-14	MJ	1 5/16-12
G62150-1612	16MBSPT-12MJ	7253-60155	MBSPT	1-11	MJ	1 1/16-12
G62150-1616	16MBSPT-16MJ	7253-14315	MBSPT	1-11	MJ	1 5/16-12
G62150-1620	16MBSPT-20MJ	7253-60165	MBSPT	1-11	MJ	1 5/8-12
G62150-2020	20MBSPT-20MJ	7253-60185	MBSPT	1 1/4-11	MJ	1 5/8-12
G62150-2424	24MBSPT-24MJ	7253-60195	MBSPT	1 1/2-11	MJ	1 7/8-12
G62150-3232	32MBSPT-32MJ	7253-60205	MBSPT	2-11	MJ	2 1/2-12

Male British Standard Pipe Tapered Thread to Male JIC 37° Flare - 45°

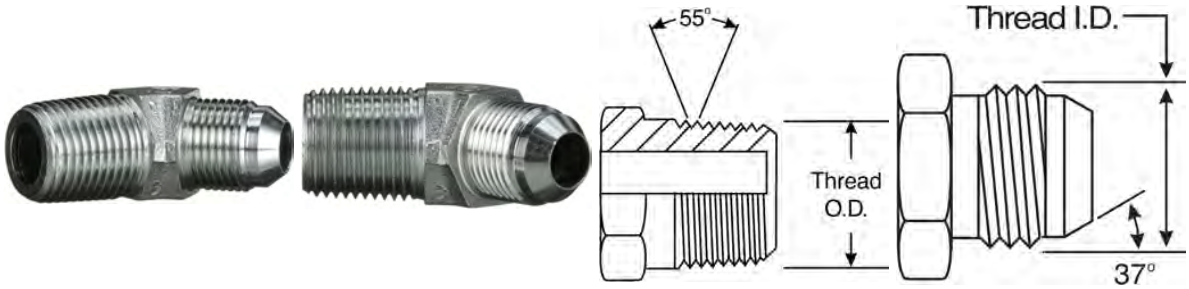

Part No.	Descr.	Prod. No.	End Type 1		End Type 2	
G62153-0204	2MBSPT-4MJ45	7253-60215	MBSPT	1/8-28	MJ	7/16-20
G62153-0404	4MBSPT-4MJ45	7253-60225	MBSPT	1/4-19	MJ	7/16-20
G62153-0406	4MBSPT-6MJ45	7253-60235	MBSPT	1/4-19	MJ	9/16-18
G62153-0606	6MBSPT-6MJ45	7253-60245	MBSPT	3/8-19	MJ	9/16-18
G62153-0608	6MBSPT-8MJ45	7253-60255	MBSPT	3/8-19	MJ	3/4-16
G62153-0808	8MBSPT-8MJ45	7253-60265	MBSPT	1/2-14	MJ	3/4-16
G62153-0810	8MBSPT-10MJ45	7253-60275	MBSPT	1/2-14	MJ	7/8-14
G62153-1212	12MBSPT-12MJ45	7253-60285	MBSPT	3/4-14	MJ	1 1/16-12
G62153-1216	12MBSPT-16MJ45	7253-60295	MBSPT	3/4-14	MJ	1 5/16-12
G62153-1616	16MBSPT-16MJ45	7253-60305	MBSPT	1-11	MJ	1 5/16-12

Male British Standard Pipe Tapered Thread to Male JIC 37° Flare - 90°

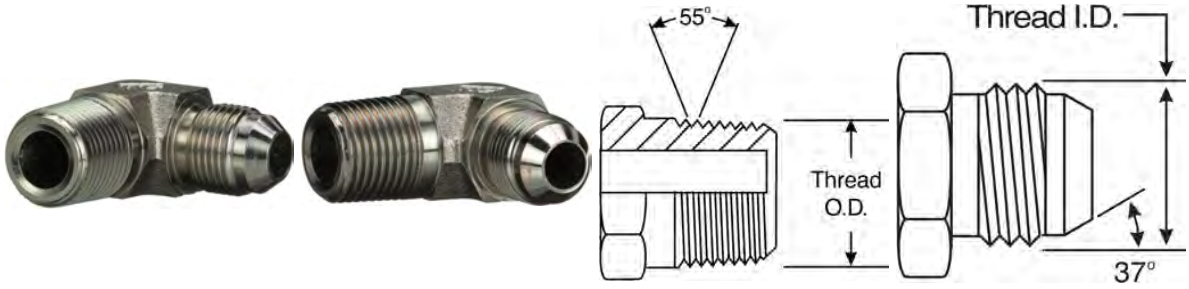

Part No.	Descr.	Prod. No.	End Type 1		End Type 2	
G62155-0204	2MBSPT-4MJ90	7253-60315	MBSPT	1/8-28	MJ	7/16-20
G62155-0404	4MBSPT-4MJ90	7253-60325	MBSPT	1/4-19	MJ	7/16-20
G62155-0405	4MBSPT-5MJ90	7253-60335	MBSPT	1/4-19	MJ	1/2-20
G62155-0406	4MBSPT-6MJ90	7253-60345	MBSPT	1/4-19	MJ	9/16-18
G62155-0606	6MBSPT-6MJ90	7253-60355	MBSPT	3/8-19	MJ	9/16-18
G62155-0608	6MBSPT-8MJ90	7253-60365	MBSPT	3/8-19	MJ	3/4-16
G62155-0806	8MBSPT-6MJ90	7253-60375	MBSPT	1/2-14	MJ	9/16-18
G62155-0808	8MBSPT-8MJ90	7253-60385	MBSPT	1/2-14	MJ	3/4-16
G62155-0810	8MBSPT-10MJ90	7253-60395	MBSPT	1/2-14	MJ	7/8-14
G62155-0812	8MBSPT-12MJ90	7253-60405	MBSPT	1/2-14	MJ	1 1/16-12
G62155-1212	12MBSPT-12MJ90	7253-60415	MBSPT	3/4-14	MJ	1 1/16-12

Parts Continued On Next Page

Male British Standard Pipe Tapered Thread to Male JIC 37° Flare - 90° - Continued

Part No.	Descr.	Prod. No.	End Type 1		End Type 2	
G62155-1216	12MBSPT-16MJ90	7253-60425	MBSPT	3/4-14	MJ	1 5/16-12
G62155-1616	16MBSPT-16MJ90	7253-60435	MBSPT	1-11	MJ	1 5/16-12
G62155-2020	20MBSPT-20MJ90	7253-60445	MBSPT	1 1/4-11	MJ	1 5/8-12
G62155-2424	24MBSPT-24MJ90	7253-60455	MBSPT	1 1/2-11	MJ	1 7/8-12

Male British Standard Pipe Parallel to Male Pipe NPTF



Part No.	Descr.	Prod. No.	End Type 1		End Type 2	
G62200-0202	2MBSPP-2MP	7253-60475	MBSPP	1/8-28	MP	1/8-27
G62200-0204	2MBSPP-4MP	7253-60485	MBSPP	1/8-28	MP	1/4-18
G62200-0402	4MBSPP-2MP	7253-60495	MBSPP	1/4-19	MP	1/8-27
G62200-0404	4MBSPP-4MP	7253-15075	MBSPP	1/4-19	MP	1/4-18
G62200-0406	4MBSPP-6MP	7253-60505	MBSPP	1/4-19	MP	3/8-18
G62200-0408	4MBSPP-8MP	7253-60515	MBSPP	1/4-19	MP	1/2-14
G62200-0602	6MBSPP-2MP	7253-60525	MBSPP	3/8-19	MP	1/8-27
G62200-0604	6MBSPP-4MP	7253-60535	MBSPP	3/8-19	MP	1/4-18
G62200-0606	6MBSPP-6MP	7253-15085	MBSPP	3/8-19	MP	3/8-18
G62200-0608	6MBSPP-8MP	7253-60545	MBSPP	3/8-19	MP	1/2-14
G62200-0612	6MBSPP-12MP	7253-60555	MBSPP	3/8-19	MP	3/4-14
G62200-0616	6MBSPP-16MP	7253-60565	MBSPP	3/8-19	MP	1-11 1/2
G62200-0804	8MBSPP-4MP	7253-60575	MBSPP	1/2-14	MP	1/4-18
G62200-0806	8MBSPP-6MP	7253-60585	MBSPP	1/2-14	MP	3/8-18
G62200-0808	8MBSPP-8MP	7253-15095	MBSPP	1/2-14	MP	1/2-14
G62200-0812	8MBSPP-12MP	7253-60595	MBSPP	1/2-14	MP	3/4-14
G62200-0816	8MBSPP-16MP	7253-60605	MBSPP	1/2-14	MP	1-11 1/2
G62200-1008	10MBSPP-8MP	7253-60615	MBSPP	5/8-14	MP	1/2-14
G62200-1012	10MBSPP-12MP	7253-60625	MBSPP	5/8-14	MP	3/4-14
G62200-1208	12MBSPP-8MP	7253-60635	MBSPP	3/4-14	MP	1/2-14
G62200-1212	12MBSPP-12MP	7253-15105	MBSPP	3/4-14	MP	3/4-14
G62200-1216	12MBSPP-16MP	7253-60645	MBSPP	3/4-14	MP	1-11 1/2
G62200-1220	12MBSPP-20MP	7253-60655	MBSPP	3/4-14	MP	1 1/4-11 1/2
G62200-1612	16MBSPP-12MP	7253-60665	MBSPP	1-11	MP	3/4-14
G62200-1616	16MBSPP-16MP	7253-15115	MBSPP	1-11	MP	1-11 1/2
G62200-1620	16MBSPP-20MP	7253-60675	MBSPP	1-11	MP	1 1/4-11 1/2
G62200-2016	20MBSPP-16MP	7253-60685	MBSPP	1 1/4-11	MP	1-11 1/2
G62200-2020	20MBSPP-20MP	7253-60695	MBSPP	1 1/4-11	MP	1 1/4-11 1/2
G62200-2024	20MBSPP-24MP	7253-60705	MBSPP	1 1/4-11	MP	1 1/4-11 1/2

Parts Continued On Next Page

Male British Standard Pipe Parallel to Male Pipe NPTF - Continued

Part No.	Descr.	Prod. No.	End Type 1		End Type 2	
G62200-2420	24MBSPP-20MP	7253-60715	MBSPP	1 1/2-11	MP	1 1/4-11 1/2
G62200-2424	24MBSPP-24MP	7253-60725	MBSPP	1 1/2-11	MP	1 1/4-11 1/2
G62200-3232	32MBSPP-32MP	7253-60735	MBSPP	2-11	MP	2-11 1/2

Male British Standard Pipe Parallel to Female Pipe NPTF



Part No.	Descr.	Prod. No.	End Type 1		End Type 2	
G62220-0202	2MBSPP-2FP	7253-60745	MBSPP	1/8-28	FP	1/8-27
G62220-0204	2MBSPP-4FP	7253-60755	MBSPP	1/8-28	FP	1/4-18
G62220-0402	4MBSPP-2FP	7253-60765	MBSPP	1/4-19	FP	1/8-27
G62220-0404	4MBSPP-4FP	7253-60775	MBSPP	1/4-19	FP	1/4-18
G62220-0406	4MBSPP-6FP	7253-60785	MBSPP	1/4-19	FP	3/8-18
G62220-0602	6MBSPP-2FP	7253-60795	MBSPP	3/8-19	FP	1/8-27
G62220-0604	6MBSPP-4FP	7253-60805	MBSPP	3/8-19	FP	1/4-18
G62220-0606	6MBSPP-6FP	7253-60815	MBSPP	3/8-19	FP	3/8-18
G62220-0804	8MBSPP-4FP	7253-60825	MBSPP	1/2-14	FP	1/4-18
G62220-0806	8MBSPP-6FP	7253-60835	MBSPP	1/2-14	FP	3/8-18
G62220-0808	8MBSPP-8FP	7253-60845	MBSPP	1/2-14	FP	1/2-14
G62220-1208	12MBSPP-8FP	7253-60855	MBSPP	3/4-14	FP	1/2-14
G62220-1212	12MBSPP-12FP	7253-60865	MBSPP	3/4-14	FP	3/4-14
G62220-1616	16MBSPP-16FP	7253-60875	MBSPP	1-11	FP	1-11 1/2
G62220-2016	20MBSPP-16FP	7253-60885	MBSPP	1 1/4-11	FP	1-11 1/2
G62220-2020	20MBSPP-20FP	7253-60895	MBSPP	1 1/4-11	FP	1 1/4-11 1/2
G62220-2420	24MBSPP-20FP	7253-60905	MBSPP	1 1/2-11	FP	1 1/4-11 1/2
G62220-2424	24MBSPP-24FP	7253-60915	MBSPP	1 1/2-11	FP	1 1/2-11 1/2
G62220-3232	32MBSPP-32FP	7253-60925	MBSPP	2-11	FP	2-11 1/2

HOSE/CPLG. SELECTION
EQUIPMENT
HOSE SPECIFICATION
GLOBALSPIRAL COUPLINGS
STAINLESS STEEL SPIRAL COUPLINGS
MEGACRIMP COUPLINGS
STAINLESS STEEL BRAID COUPLINGS
POWER CRIMP COUPLINGS
FIELD ATTACHABLE - TYPE T COUPLINGS
FIELD ATTACHABLE - C5 COUPLINGS
FIELD ATTACHABLE - LOCK-ON COUPLINGS
C14 COUPLINGS & ASSEMBLIES
GLP & GL COUPLINGS
GLX COUPLINGS
PCTS THERMOPLASTIC COUPLINGS
POLARSEAL COUPLINGS (ACA, ACB, ACC)
POWER STEERING CPLGS. & TOC ASSEMBLIES
ADAPTERS
QUICK DISCONNECT COUPLERS
BALL VALVES
LIVE SWIVELS
ACCESSORIES
AIR BRAKE CPLGS. & ASSEMBLIES
KITS
BRASS

Male British Standard Pipe Parallel to Male JIC 37° Flare



Part No.	Descr.	Prod. No.	End Type 1		End Type 2	
G62300-0204	2MBSPP-4MJ	7253-60935	MBSPP	1/8-28	MJ	7/16-20
G62300-0205	2MBSPP-5MJ	7253-60945	MBSPP	1/8-28	MJ	1/2-20
G62300-0206	2MBSPP-6MJ	7253-60955	MBSPP	1/8-28	MJ	9/16-18
G62300-0404	4MBSPP-4MJ	7253-15015	MBSPP	1/4-19	MJ	7/16-20
G62300-0405	4MBSPP-5MJ	7253-60965	MBSPP	1/4-19	MJ	1/2-20
G62300-0406	4MBSPP-6MJ	7253-60975	MBSPP	1/4-19	MJ	9/16-18
G62300-0408	4MBSPP-8MJ	7253-60985	MBSPP	1/4-19	MJ	3/4-16
G62300-0604	6MBSPP-4MJ	7253-60995	MBSPP	3/8-19	MJ	7/16-20
G62300-0605	6MBSPP-5MJ	7253-61005	MBSPP	3/8-19	MJ	1/2-20
G62300-0606	6MBSPP-6MJ	7253-15025	MBSPP	3/8-19	MJ	9/16-18
G62300-0608	6MBSPP-8MJ	7253-61015	MBSPP	3/8-19	MJ	3/4-16
G62300-0806	8MBSPP-6MJ	7253-61025	MBSPP	1/2-14	MJ	9/16-18
G62300-0808	8MBSPP-8MJ	7253-15035	MBSPP	1/2-14	MJ	3/4-16
G62300-0810	8MBSPP-10MJ	7253-61035	MBSPP	1/2-14	MJ	7/8-14
G62300-0812	8MBSPP-12MJ	7253-61045	MBSPP	1/2-14	MJ	1 1/16-12
G62300-1008	10MBSPP-8MJ	7253-61055	MBSPP	5/8-14	MJ	3/4-16
G62300-1010	10MBSPP-10MJ	7253-15045	MBSPP	5/8-14	MJ	7/8-14
G62300-1012	10MBSPP-12MJ	7253-61065	MBSPP	5/8-14	MJ	1 1/16-12
G62300-1208	12MBSPP-8MJ	7253-61075	MBSPP	3/4-14	MJ	3/4-16
G62300-1210	12MBSPP-10MJ	7253-61085	MBSPP	3/4-14	MJ	7/8-14
G62300-1212	12MBSPP-12MJ	7253-15055	MBSPP	3/4-14	MJ	1 1/16-12
G62300-1214	12MBSPP-14MJ	7253-61095	MBSPP	3/4-14	MJ	1 3/16-12
G62300-1216	12MBSPP-16MJ	7253-61105	MBSPP	3/4-14	MJ	1 5/16-12
G62300-1612	16MBSPP-12MJ	7253-61115	MBSPP	1-11	MJ	1 1/16-12
G62300-1614	16MBSPP-14MJ	7253-61125	MBSPP	1-11	MJ	1 3/16-12
G62300-1616	16MBSPP-16MJ	7253-15065	MBSPP	1-11	MJ	1 5/16-12
G62300-1620	16MBSPP-20MJ	7253-61135	MBSPP	1-11	MJ	1 5/8-12
G62300-2016	20MBSPP-16MJ	7253-61145	MBSPP	1 1/4-11	MJ	1 5/16-12
G62300-2020	20MBSPP-20MJ	7253-61155	MBSPP	1 1/4-11	MJ	1 5/8-12
G62300-2024	20MBSPP-24MJ	7253-61165	MBSPP	1 1/4-11	MJ	1 7/8-12
G62300-2420	24MBSPP-20MJ	7253-61175	MBSPP	1 1/2-11	MJ	1 5/8-12
G62300-2424	24MBSPP-24MJ	7253-61185	MBSPP	1 1/2-11	MJ	1 7/8-12
G62300-3232	32MBSPP-32MJ	7253-61195	MBSPP	2-11	MJ	2 1/2-12

Male British Standard Pipe Parallel to Male JIC 37° Flare - 45°

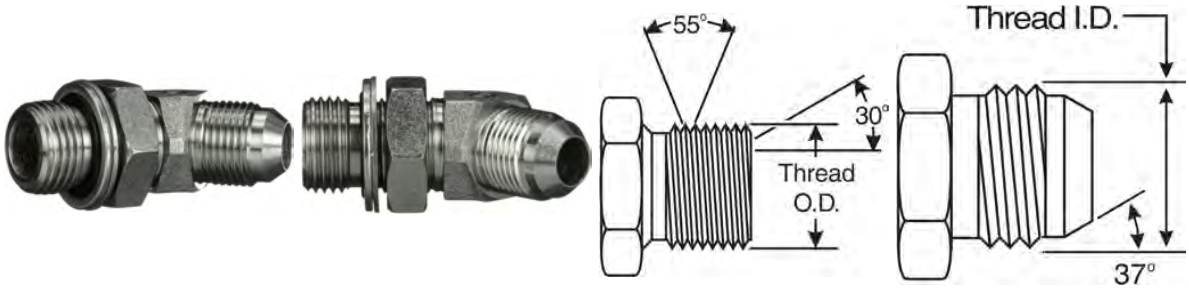

Part No.	Descr.	Prod. No.	End Type 1		End Type 2	
G62305-0204	2MBSPP-4MJ45	7253-61205	MBSPP	1/8-28	MJ	7/16-20
G62305-0404	4MBSPP-4MJ45	7253-61215	MBSPP	1/4-19	MJ	7/16-20
G62305-0406	4MBSPP-6MJ45	7253-61225	MBSPP	1/4-19	MJ	9/16-18
G62305-0606	6MBSPP-6MJ45	7253-61235	MBSPP	3/8-19	MJ	9/16-18
G62305-0608	6MBSPP-8MJ45	7253-61245	MBSPP	3/8-19	MJ	3/4-16
G62305-0808	8MBSPP-8MJ45	7253-61255	MBSPP	1/2-14	MJ	3/4-16
G62305-0810	8MBSPP-10MJ45	7253-61265	MBSPP	1/2-14	MJ	7/8-14
G62305-0812	8MBSPP-12MJ45	7253-61275	MBSPP	1/2-14	MJ	1 1/16-12
G62305-1212	12MBSPP-12MJ45	7253-61285	MBSPP	3/4-14	MJ	1 1/16-12
G62305-1616	16MBSPP-16MJ45	7253-61295	MBSPP	1-11	MJ	1 5/16-12

Male British Standard Pipe Parallel to Male JIC 37° Flare - 90°



Part No.	Descr.	Prod. No.	End Type 1		End Type 2	
G62310-0204	2MBSPP-4MJ90	7253-61305	MBSPP	1/8-28	MJ	7/16-20
G62310-0404	4MBSPP-4MJ90	7253-61315	MBSPP	1/4-19	MJ	7/16-20
G62310-0405	4MBSPP-5MJ90	7253-61325	MBSPP	1/4-19	MJ	1/2-20
G62310-0406	4MBSPP-6MJ90	7253-61335	MBSPP	1/4-19	MJ	9/16-18
G62310-0408	4MBSPP-8MJ90	7253-61345	MBSPP	1/4-19	MJ	3/4-16
G62310-0604	6MBSPP-4MJ90	7253-61355	MBSPP	3/8-19	MJ	7/16-20
G62310-0605	6MBSPP-5MJ90	7253-61365	MBSPP	3/8-19	MJ	1/2-20
G62310-0608	6MBSPP-8MJ90	7253-61385	MBSPP	3/8-19	MJ	3/4-16
G62310-0806	8MBSPP-6MJ90	7253-61395	MBSPP	1/2-14	MJ	9/16-18
G62310-0810	8MBSPP-10MJ90	7253-61415	MBSPP	1/2-14	MJ	7/8-14
G62310-0812	8MBSPP-12MJ90	7253-61425	MBSPP	1/2-14	MJ	1 1/16-12

Parts Continued On Next Page

Male British Standard Pipe Parallel to Male JIC 37° Flare - 90° - Continued

Part No.	Descr.	Prod. No.	End Type 1		End Type 2	
G62310-1208	12MBSPP-8MJ90	7253-61435	MBSPP	3/4-14	MJ	3/4-16
G62310-1210	12MBSPP-10MJ90	7253-61445	MBSPP	3/4-14	MJ	7/8-14
G62310-1216	12MBSPP-16MJ90	7253-61465	MBSPP	3/4-14	MJ	1 5/16-12
G62310-1612	16MBSPP-12MJ90	7253-61475	MBSPP	1-11	MJ	1 1/16-12
G62310-1616	16MBSPP-16MJ90	7253-61485	MBSPP	1-11	MJ	1 5/16-12
G62310-1620	16MBSPP-20MJ90	7253-61495	MBSPP	1-11	MJ	1 5/8-12
G62310-2016	20MBSPP-16MJ90	7253-61505	MBSPP	1 1/4-11	MJ	1 5/16-12
G62310-2020	20MBSPP-20MJ90	7253-61515	MBSPP	1 1/4-11	MJ	1 5/8-12
G62310-2424	24MBSPP-24MJ90	7253-61525	MBSPP	1 1/2-11	MJ	1 7/8-12

Male British Standard Pipe Parallel to Female JIC 37° Flare Swivel



Part No.	Descr.	Prod. No.	End Type 1		End Type 2	
G62320-0204	2MBSPP-4FJX	7253-61535	MBSPP	1/8-28	FJX	7/16-20
G62320-0404	4MBSPP-4FJX	7253-15125	MBSPP	1/4-19	FJX	7/16-20
G62320-0405	4MBSPP-5FJX	7253-61545	MBSPP	1/4-19	FJX	1/2-20
G62320-0406	4MBSPP-6FJX	7253-61555	MBSPP	1/4-19	FJX	9/16-18
G62320-0604	6MBSPP-4FJX	7253-61565	MBSPP	3/8-19	FJX	7/16-20
G62320-0606	6MBSPP-6FJX	7253-15135	MBSPP	3/8-19	FJX	9/16-18
G62320-0608	6MBSPP-8FJX	7253-61575	MBSPP	3/8-19	FJX	3/4-16
G62320-0804	8MBSPP-4FJX	7253-61585	MBSPP	1/2-14	FJX	7/16-20
G62320-0806	8MBSPP-6FJX	7253-61595	MBSPP	1/2-14	FJX	9/16-18
G62320-0808	8MBSPP-8FJX	7253-15145	MBSPP	1/2-14	FJX	3/4-16
G62320-0810	8MBSPP-10FJX	7253-61605	MBSPP	1/2-14	FJX	7/8-14
G62320-0812	8MBSPP-12FJX	7253-61615	MBSPP	1/2-14	FJX	1 1/16-12
G62320-1008	10MBSPP-8FJX	7253-61625	MBSPP	5/8-14	FJX	3/4-16
G62320-1010	10MBSPP-10FJX	7253-15155	MBSPP	5/8-14	FJX	7/8-14
G62320-1208	12MBSPP-8FJX	7253-61635	MBSPP	3/4-14	FJX	3/4-16
G62320-1212	12MBSPP-12FJX	7253-15165	MBSPP	3/4-14	FJX	1 1/16-12
G62320-1216	12MBSPP-16FJX	7253-61645	MBSPP	3/4-14	FJX	1 5/16-12
G62320-1616	16MBSPP-16FJX	7253-15175	MBSPP	1-11	FJX	1 5/16-12
G62320-2016	20MBSPP-16FJX	7253-61665	MBSPP	1 1/4-11	FJX	1 5/16-12
G62320-2020	20MBSPP-20FJX	7253-61675	MBSPP	1 1/4-11	FJX	1 5/8-12
G62320-2424	24MBSPP-24FJX	7253-61685	MBSPP	1 1/2-11	FJX	1 7/8-12
G62320-3232	32MBSPP-32FJX	7253-61695	MBSPP	2-11	FJX	2 1/2-12

Male British Standard Pipe Parallel with O-Ring to Male JIC 37° Flare



Part No.	Descr.	Prod. No.	End Type 1		End Type 2	
G62450-0204	2MBSPPOR-4MJ	7253-14005	MBSPPOR	1/8-28	MJ	7/16-20
G62450-0404	4MBSPPOR-4MJ	7253-14015	MBSPPOR	1/4-19	MJ	7/16-20
G62450-0405	4MBSPPOR-5MJ	7253-61705	MBSPPOR	1/4-19	MJ	1/2-20
G62450-0406	4MBSPPOR-6MJ	7253-14025	MBSPPOR	1/4-19	MJ	9/16-18
G62450-0604	6MBSPPOR-4MJ	7253-14035	MBSPPOR	3/8-19	MJ	7/16-20
G62450-0605	6MBSPPOR-5MJ	7253-61715	MBSPPOR	3/8-19	MJ	1/2-20
G62450-0606	6MBSPPOR-6MJ	7253-14045	MBSPPOR	3/8-19	MJ	9/16-18
G62450-0608	6MBSPPOR-8MJ	7253-14055	MBSPPOR	3/8-19	MJ	3/4-16
G62450-0806	8MBSPPOR-6MJ	7253-14075	MBSPPOR	1/2-14	MJ	9/16-18
G62450-0808	8MBSPPOR-8MJ	7253-14085	MBSPPOR	1/2-14	MJ	3/4-16
G62450-0810	8MBSPPOR-10MJ	7253-61725	MBSPPOR	1/2-14	MJ	7/8-14
G62450-0812	8MBSPPOR-12MJ	7253-14605	MBSPPOR	1/2-14	MJ	1 1/16-12
G62450-1208	12MBSPPOR-8MJ	7253-61735	MBSPPOR	3/4-14	MJ	3/4-16
G62450-1210	12MBSPPOR-10MJ	7253-61745	MBSPPOR	3/4-14	MJ	7/8-14
G62450-1212	12MBSPPOR-12MJ	7253-14095	MBSPPOR	3/4-14	MJ	1 1/16-12
G62450-1216	12MBSPPOR-16MJ	7253-61755	MBSPPOR	3/4-14	MJ	1 5/16-12
G62450-1612	16MBSPPOR-12MJ	7253-61765	MBSPPOR	1-11	MJ	1 1/16-12
G62450-1616	16MBSPPOR-16MJ	7253-14105	MBSPPOR	1-11	MJ	1 5/16-12
G62450-2020	20MBSPPOR-20MJ	7253-14115	MBSPPOR	1 1/4-11	MJ	1 5/8-12
G62450-2024	20MBSPPOR-24MJ	7253-61775	MBSPPOR	1 1/4-11	MJ	1 7/8-12
G62450-2424	24MBSPPOR-24MJ	7253-61785	MBSPPOR	1 1/2-11	MJ	1 7/8-12

HOSE/CPLG. SELECTION
EQUIPMENT
HOSE SPECIFICATION
GLOBALSPIRAL COUPLINGS
STAINLESS STEEL SPIRAL COUPLINGS
MEGACRIMP COUPLINGS
STAINLESS STEEL BRAID COUPLINGS
POWER CRIMP COUPLINGS
FIELD ATTACHABLE - TYPE T COUPLINGS
FIELD ATTACHABLE - C5 COUPLINGS
FIELD ATTACHABLE - LOCK-ON COUPLINGS
C14 COUPLINGS & ASSEMBLIES
GLP & GL COUPLINGS
GLX COUPLINGS
PCTS THERMOPLASTIC COUPLINGS
POLARSEAL COUPLINGS (ACA, ACB, ACC)
POWER STEERING CPLGS. & TOC ASSEMBLIES
ADAPTERS
QUICK DISCONNECT COUPLERS
BALL VALVES
LIVE SWIVELS
ACCESSORIES
AIR BRAKE CPLGS. & ASSEMBLIES
KITS
BRASS

Male British Standard Pipe Parallel with O-Ring to Male JIC 37° Flare - 90°

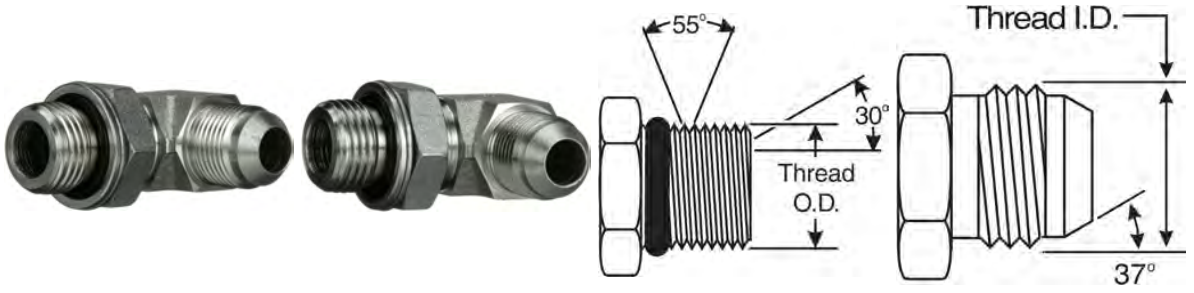

Part No.	Descr.	Prod. No.	End Type 1		End Type 2	
G62460-0606	6MBSPPOR-6MJ90	7253-14505	MBSPPOR	3/8-19	MJ	9/16-18
G62460-0808	8MBSPPOR-8MJ90	7253-14515	MBSPPOR	1/2-14	MJ	3/4-16
G62460-1212	12MBSPPOR-12MJ90	7253-14525	MBSPPOR	3/4-14	MJ	1 1/16-12

Male British Standard Pipe Parallel with O-Ring to Male Flat-Face O-Ring



Part No.	Descr.	Prod. No.	End Type 1		End Type 2	
G62470-0204	2MBSPPOR-4MFFOR	7253-61795	MBSPPOR	1/8-28	MFFOR	9/16-18
G62470-0404	4MBSPPOR-4MFFOR	7253-61805	MBSPPOR	1/4-19	MFFOR	9/16-18
G62470-0406	4MBSPPOR-6MFFOR	7253-61815	MBSPPOR	1/4-19	MFFOR	1 1/16-16
G62470-0606	6MBSPPOR-6MFFOR	7253-61825	MBSPPOR	3/8-19	MFFOR	1 1/16-16
G62470-0608	6MBSPPOR-8MFFOR	7253-61835	MBSPPOR	3/8-19	MFFOR	13/16-16
G62470-0806	8MBSPPOR-6MFFOR	7253-61845	MBSPPOR	1/2-14	MFFOR	1 1/16-16
G62470-0808	8MBSPPOR-8MFFOR	7253-61855	MBSPPOR	1/2-14	MFFOR	13/16-16
G62470-0810	8MBSPPOR-10MFFOR	7253-61865	MBSPPOR	1/2-14	MFFOR	1-14
G62470-1212	12MBSPPOR-12MFFOR	7253-61875	MBSPPOR	3/4-14	MFFOR	1 3/16-12
G62470-1216	12MBSPPOR-16MFFOR	7253-61885	MBSPPOR	3/4-14	MFFOR	1 7/16-12
G62470-1612	16MBSPPOR-12MFFOR	7253-61895	MBSPPOR	1-11	MFFOR	1 3/16-12
G62470-1616	16MBSPPOR-16MFFOR	7253-61905	MBSPPOR	1-11	MFFOR	1 7/16-12
G62470-2020	20MBSPPOR-20MFFOR	7253-61915	MBSPPOR	1 1/4-11	MFFOR	1 11/16-12
G62470-2424	24MBSPPOR-24MFFOR	7253-61925	MBSPPOR	1 1/2-11	MFFOR	2-12

Male British Standard Pipe Parallel with O-Ring to Male Flat-Face O-Ring - 45°



Part No.	Descr.	Prod. No.	End Type 1		End Type 2	
G62473-0204	2MBSPPOR-4MFFOR45	7253-62005	MBSPPOR	1/8-28	MFFOR	9/16-18
G62473-0404	4MBSPPOR-4MFFOR45	7253-62015	MBSPPOR	1/4-19	MFFOR	9/16-18
G62473-0406	4MBSPPOR-6MFFOR45	7253-62025	MBSPPOR	1/4-19	MFFOR	1 1/16-16
G62473-0606	6MBSPPOR-6MFFOR45	7253-62035	MBSPPOR	3/8-19	MFFOR	1 1/16-16
G62473-0608	6MBSPPOR-8MFFOR45	7253-62045	MBSPPOR	3/8-19	MFFOR	13/16-16
G62473-0808	8MBSPPOR-8MFFOR45	7253-62055	MBSPPOR	1/2-14	MFFOR	13/16-16
G62473-0810	8MBSPPOR-10MFFOR45	7253-62065	MBSPPOR	1/2-14	MFFOR	1-14

Male British Standard Pipe Parallel with O-Ring to Male Flat-Face O-Ring - 90°



Part No.	Descr.	Prod. No.	End Type 1		End Type 2	
G62475-0204	2MBSPPOR-4MFFOR90	7253-62075	MBSPPOR	1/8-28	MFFOR	9/16-18
G62475-0404	4MBSPPOR-4MFFOR90	7253-62085	MBSPPOR	1/4-19	MFFOR	9/16-18
G62475-0406	4MBSPPOR-6MFFOR90	7253-62095	MBSPPOR	1/4-19	MFFOR	1 1/16-16
G62475-0408	4MBSPPOR-8MFFOR90	7253-62105	MBSPPOR	1/4-19	MFFOR	13/16-16
G62475-0606	6MBSPPOR-6MFFOR90	7253-62115	MBSPPOR	3/8-19	MFFOR	1 1/16-16
G62475-0608	6MBSPPOR-8MFFOR90	7253-62125	MBSPPOR	3/8-19	MFFOR	13/16-16
G62475-0806	8MBSPPOR-6MFFOR90	7253-62135	MBSPPOR	1/2-14	MFFOR	1 1/16-16
G62475-0808	8MBSPPOR-8MFFOR90	7253-62145	MBSPPOR	1/2-14	MFFOR	13/16-16
G62475-0810	8MBSPPOR-10MFFOR90	7253-62155	MBSPPOR	1/2-14	MFFOR	1-14
G62475-0812	8MBSPPOR-12MFFOR90	7253-62165	MBSPPOR	1/2-14	MFFOR	1 3/16-12
G62475-1212	12MBSPPOR-12MFFOR90	7253-62175	MBSPPOR	3/4-14	MFFOR	1 3/16-12
G62475-1216	12MBSPPOR-16MFFOR90	7253-62185	MBSPPOR	3/4-14	MFFOR	1 7/16-12

Parts Continued On Next Page

Male British Standard Pipe Parallel with O-Ring to Male Flat-Face O-Ring - 90° - Continued

Part No.	Descr.	Prod. No.	End Type 1		End Type 2	
G62475-1612	16MBSPPOR-12MFFOR90	7253-62195	MBSPPOR	1-11	MFFOR	1 3/16-12
G62475-1616	16MBSPPOR-16MFFOR90	7253-62205	MBSPPOR	1-11	MFFOR	1 7/16-12
G62475-2016	20MBSPPOR-16MFFOR90	7253-62215	MBSPPOR	1 1/4-11	MFFOR	1 7/16-12
G62475-2020	20MBSPPOR-20MFFOR90	7253-62225	MBSPPOR	1 1/4-11	MFFOR	1 11/16-12
G62475-2424	24MBSPPOR-24MFFOR90	7253-62235	MBSPPOR	1 1/2-11	MFFOR	2-12

Female British Standard Pipe Parallel to Male Pipe NPTF



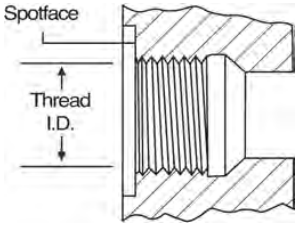

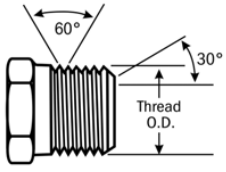

Part No.	Descr.	Prod. No.	End Type 1		End Type 2	
G62500-0202	2FBSPP-2MP	7253-62245	FBSPP	1/8-28	MP	1/8-27
G62500-0204	2FBSPP-4MP	7253-62255	FBSPP	1/8-28	MP	1/4-18
G62500-0404	4FBSPP-4MP	7253-62265	FBSPP	1/4-19	MP	1/4-18
G62500-0406	4FBSPP-6MP	7253-62275	FBSPP	1/4-19	MP	3/8-18
G62500-0408	4FBSPP-8MP	7253-62285	FBSPP	1/4-19	MP	1/2-14
G62500-0606	6FBSPP-6MP	7253-62295	FBSPP	3/8-19	MP	3/8-18
G62500-0608	6FBSPP-8MP	7253-62305	FBSPP	3/8-19	MP	1/2-14
G62500-0808	8FBSPP-8MP	7253-62315	FBSPP	1/2-14	MP	1/2-14
G62500-0812	8FBSPP-12MP	7253-62325	FBSPP	1/2-14	MP	3/4-14
G62500-1212	12FBSPP-12MP	7253-62335	FBSPP	3/4-14	MP	3/4-14
G62500-1216	12FBSPP-16MP	7253-62345	FBSPP	3/4-14	MP	1-11 1/2
G62500-1616	16FBSPP-16MP	7253-62355	FBSPP	1-11	MP	1-11 1/2
G62500-2020	20FBSPP-20MP	7253-62365	FBSPP	1 1/4-11	MP	1 1/4-11 1/2
G62500-2424	24FBSPP-24MP	7253-62385	FBSPP	1 1/2-11	MP	1 1/4-11 1/2
G62500-3232	32FBSPP-32MP	7253-62395	FBSPP	2-11	MP	2-11 1/2

Female British Standard Pipe Parallel to Male JIC 37° Flare



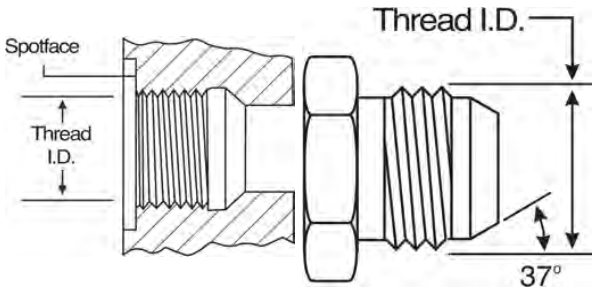

Part No.	Descr.	Prod. No.	End Type 1		End Type 2	
G62550-0204	2FBSPP-4MJ	7253-14155	FBSPP	1/8-28	MJ	7/16-20
G62550-0404	4FBSPP-4MJ	7253-14225	FBSPP	1/4-19	MJ	7/16-20
G62550-0406	4FBSPP-6MJ	7253-14165	FBSPP	1/4-19	MJ	9/16-18
G62550-0606	6FBSPP-6MJ	7253-14175	FBSPP	3/8-19	MJ	9/16-18
G62550-0808	8FBSPP-8MJ	7253-14185	FBSPP	1/2-14	MJ	3/4-16
G62550-1212	12FBSPP-12MJ	7253-14195	FBSPP	3/4-14	MJ	1 1/16-12
G62550-1616	16FBSPP-16MJ	7253-14205	FBSPP	1-11	MJ	1 5/16-12
G62550-2020	20FBSPP-20MJ	7253-14215	FBSPP	1 1/4-11	MJ	1 5/8-12
G62550-2424	24FBSPP-24MJ	7253-62415	FBSPP	1 1/2-11	MJ	1 7/8-12

Female British Standard Pipe Parallel Swivel to Male Pipe NPTF - 90°





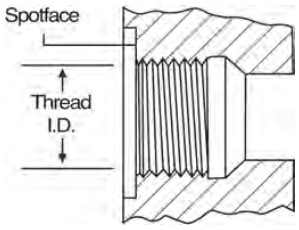

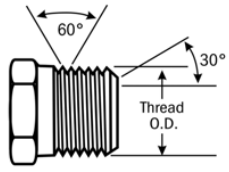

Part No.	Descr.	Prod. No.	End Type 1		End Type 2	
G62605-0606	6FBSPPX-6MP90	7253-62445	FBSPPX	3/8-19	MP	3/8-18
G62605-1212	12FBSPPX-12MP90	7253-62465	FBSPPX	3/4-14	MP	3/4-14

Female British Standard Pipe Parallel Swivel to Male JIC 37° Flare



Part No.	Descr.	Prod. No.	End Type 1		End Type 2	
G62650-0204	2FBSPPX-4MJ	7253-62545	FBSPPX	1/8-28	MJ	7/16-20
G62650-0404	4FBSPPX-4MJ	7253-15245	FBSPPX	1/4-19	MJ	7/16-20
G62650-0405	4FBSPPX-5MJ	7253-62555	FBSPPX	1/4-19	MJ	1/2-20
G62650-0406	4FBSPPX-6MJ	7253-62565	FBSPPX	1/4-19	MJ	9/16-18
G62650-0604	6FBSPPX-4MJ	7253-62575	FBSPPX	3/8-19	MJ	7/16-20
G62650-0606	6FBSPPX-6MJ	7253-15255	FBSPPX	3/8-19	MJ	9/16-18
G62650-0608	6FBSPPX-8MJ	7253-62595	FBSPPX	3/8-19	MJ	3/4-16
G62650-0806	8FBSPPX-6MJ	7253-62615	FBSPPX	1/2-14	MJ	9/16-18
G62650-0808	8FBSPPX-8MJ	7253-15265	FBSPPX	1/2-14	MJ	3/4-16
G62650-0810	8FBSPPX-10MJ	7253-62625	FBSPPX	1/2-14	MJ	7/8-14
G62650-1008	10FBSPPX-8MJ	7253-62635	FBSPPX	5/8-14	MJ	3/4-16
G62650-1010	10FBSPPX-10MJ	7253-15275	FBSPPX	5/8-14	MJ	7/8-14
G62650-1208	12FBSPPX-8MJ	7253-62645	FBSPPX	3/4-14	MJ	3/4-16
G62650-1210	12FBSPPX-10MJ	7253-62655	FBSPPX	3/4-14	MJ	7/8-14
G62650-1212	12FBSPPX-12MJ	7253-15285	FBSPPX	3/4-14	MJ	1 1/16-12
G62650-1216	12FBSPPX-16MJ	7253-62665	FBSPPX	3/4-14	MJ	1 5/16-12
G62650-1612	16FBSPPX-12MJ	7253-62675	FBSPPX	1-11	MJ	1 1/16-12
G62650-1616	16FBSPPX-16MJ	7253-15295	FBSPPX	1-11	MJ	1 5/16-12
G62650-2020	20FBSPPX-20MJ	7253-62685	FBSPPX	1 1/4-11	MJ	1 5/8-12

Female British Standard Pipe Parallel Swivel to Female JIC 37° Flare Swivel



Part No.	Descr.	Prod. No.	End Type 1		End Type 2	
G62660-0404	4FBSPPX-4FJX	7253-15305	FBSPPX	1/4-19	FJX	7/16-20
G62660-0406	4FBSPPX-6FJX	7253-62505	FBSPPX	1/4-19	FJX	9/16-18

Parts Continued On Next Page

Female British Standard Pipe Parallel Swivel to Female JIC 37° Flare Swivel - Continued

Part No.	Descr.	Prod. No.	End Type 1		End Type 2	
G62660-0606	6FBSPPX-6FJX	7253-15315	FBSPPX	3/8-19	FJX	9/16-18
G62660-0608	6FBSPPX-8FJX	7253-62515	FBSPPX	3/8-19	FJX	3/4-16
G62660-0806	8FBSPPX-6FJX	7253-62525	FBSPPX	1/2-14	FJX	9/16-18
G62660-0808	8FBSPPX-8FJX	7253-15325	FBSPPX	1/2-14	FJX	3/4-16
G62660-1212	12FBSPPX-12FJX	7253-15345	FBSPPX	3/4-14	FJX	1 1/16-12
G62660-2020	20FBSPPX-20FJX	7253-62535	FBSPPX	1 1/4-11	FJX	1 5/8-12

Male Metric O-Ring Plug





Part No.	Descr.	Prod. No.	
G63099-0012	12MMOR-PLUG	7253-65415	M12x1.5
G63099-0014	14MMOR-PLUG	7253-65425	M14X1.5
G63099-0016	16MMOR-PLUG	7253-65435	M16X1.5
G63099-0018	18MMOR-PLUG	7253-65445	M18X1.5
G63099-0020	20MMOR-PLUG	7253-65455	M20X1.5
G63099-0022	22MMOR-PLUG	7253-65465	M22X1.5
G63099-0024	24MMOR-PLUG	7253-65475	M24X1.5
G63099-0026	26MMOR-PLUG	7253-65485	M26X1.5
G63099-0030	30MMOR-PLUG	7253-65495	M30X2.0
G63099-0042	42MMOR-PLUG	7253-65515	M42X2.0

Male Metric with O-Ring to Female Pipe NPTF





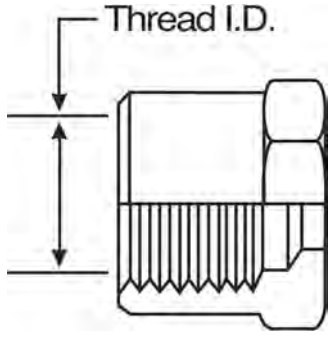

Part No.	Descr.	Prod. No.	End Type 1		End Type 2	
G63120-1002	10MM-2FP	7253-62785	MM	M10X1.0	FP	1/8-27
G63120-1202	12MM-2FP	7253-62795	MM	M12x1.5	FP	1/8-27
G63120-1204	12MM-4FP	7253-62805	MM	M12x1.5	FP	1/4-18
G63120-1206	12MM-6FP	7253-62815	MM	M12x1.5	FP	3/8-18
G63120-1404	14MM-4FP	7253-62825	MM	M14X1.5	FP	1/4-18
G63120-1606	16MM-6FP	7253-62835	MM	M16X1.5	FP	3/8-18
G63120-1608	16MM-8FP	7253-62845	MM	M16X1.5	FP	1/2-14
G63120-1806	18MM-6FP	7253-62855	MM	M18X1.5	FP	3/8-18

Parts Continued On Next Page

Male Metric with O-Ring to Female Pipe NPTF - Continued

Part No.	Descr.	Prod. No.	End Type 1		End Type 2	
G63120-1808	18MM-8FP	7253-62865	MM	M18X1.5	FP	1/2-14
G63120-2004	20MM-4FP	7253-62875	MM	M20X1.5	FP	1/4-18
G63120-2006	20MM-6FP	7253-62885	MM	M20X1.5	FP	3/8-18
G63120-2008	20MM-8FP	7253-62895	MM	M20X1.5	FP	1/2-14
G63120-2206	22MM-6FP	7253-62905	MM	M22X1.5	FP	3/8-18
G63120-2208	22MM-8FP	7253-62915	MM	M22X1.5	FP	1/2-14
G63120-2212	22MM-12FP	7253-62925	MM	M22X1.5	FP	3/4-14
G63120-2412	24MM-12FP	7253-62935	MM	M24X1.5	FP	3/4-14
G63120-2612	26MM-12FP	7253-62945	MM	M26X1.5	FP	3/4-14
G63120-2712	27MM-12FP	7253-62955	MM	M27X2.0	FP	3/4-14
G63120-3316	33MM-16FP	7253-62965	MM	M33X2.0	FP	1-11 1/2

Male Metric with O-Ring to Male JIC 37° Flare





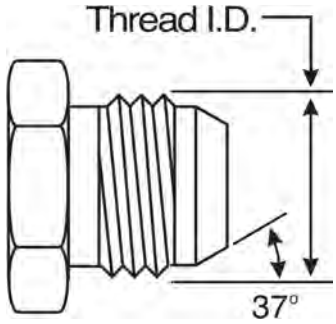

Part No.	Descr.	Prod. No.	End Type 1		End Type 2	
G63150-1004	10MM-4MJ	7253-14355	MM	M10X1.0	MJ	7/16-20
G63150-1204	12MM-4MJ	7253-14365	MM	M12x1.5	MJ	7/16-20
G63150-1205	12MM-5MJ	7253-62975	MM	M12x1.5	MJ	1/2-20
G63150-1206	12MM-6MJ	7253-62985	MM	M12x1.5	MJ	9/16-18
G63150-1404	14MM-4MJ	7253-62995	MM	M14X1.5	MJ	7/16-20
G63150-1406	14MM-6MJ	7253-14375	MM	M14X1.5	MJ	9/16-18
G63150-1408	14MM-8MJ	7253-63005	MM	M14X1.5	MJ	3/4-16
G63150-1606	16MM-6MJ	7253-14385	MM	M16X1.5	MJ	9/16-18
G63150-1608	16MM-8MJ	7253-14395	MM	M16X1.5	MJ	3/4-16
G63150-1808	18MM-8MJ	7253-14405	MM	M18X1.5	MJ	3/4-16
G63150-1810	18MM-10MJ	7253-14415	MM	M18X1.5	MJ	7/8-14
G63150-2010	20MM-10MJ	7253-14425	MM	M20X1.5	MJ	7/8-14
G63150-2208	22MM-8MJ	7253-63025	MM	M22X1.5	MJ	3/4-16
G63150-2210	22MM-10MJ	7253-14435	MM	M22X1.5	MJ	7/8-14
G63150-2212	22MM-12MJ	7253-14445	MM	M22X1.5	MJ	1 1/16-12
G63150-2612	26MM-12MJ	7253-63035	MM	M26X1.5	MJ	1 1/16-12
G63150-2712	27MM-12MJ	7253-14455	MM	M27X2.0	MJ	1 1/16-12
G63150-2716	27MM-16MJ	7253-63045	MM	M27X2.0	MJ	1 5/16-12
G63150-3316	33MM-16MJ	7253-14465	MM	M33X2.0	MJ	1 5/16-12
G63150-4220	42MM-20MJ	7253-14475	MM	M42X2.0	MJ	1 5/8-12

Male Metric with O-Ring to Male JIC 37° Flare - 90°





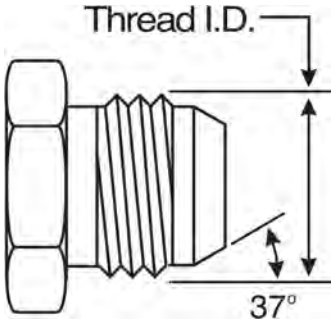

Part No.	Descr.	Prod. No.	End Type 1		End Type 2	
G63160-1004	10MM-4MJ90	7253-65585	MM	M10X1.0	MJ	7/16-20
G63160-1204	12MM-4MJ90	7253-65595	MM	M12x1.5	MJ	7/16-20
G63160-1205	12MM-5MJ90	7253-65615	MM	M12x1.5	MJ	1/2-20
G63160-1206	12MM-6MJ90	7253-65625	MM	M12x1.5	MJ	9/16-18
G63160-1404	14MM-4MJ90	7253-65605	MM	M14X1.5	MJ	7/16-20
G63160-1406	14MM-6MJ90	7253-65635	MM	M14X1.5	MJ	9/16-18
G63160-1606	16MM-6MJ90	7253-65645	MM	M16X1.5	MJ	9/16-18
G63160-1608	16MM-8MJ90	7253-65655	MM	M16X1.5	MJ	3/4-16
G63160-1808	18MM-8MJ90	7253-65665	MM	M18X1.5	MJ	3/4-16
G63160-1810	18MM-10MJ90	7253-65685	MM	M18X1.5	MJ	7/8-14
G63160-2010	20MM-10MJ90	7253-65695	MM	M20X1.5	MJ	7/8-14
G63160-2208	22MM-8MJ90	7253-65675	MM	M22X1.5	MJ	3/4-16
G63160-2210	22MM-10MJ90	7253-65705	MM	M22X1.5	MJ	7/8-14
G63160-2212	22MM-12MJ90	7253-65715	MM	M22X1.5	MJ	1 1/16-12
G63160-2612	26MM-12MJ90	7253-65725	MM	M26X1.5	MJ	1 1/16-12
G63160-2716	27MM-16MJ90	7253-65735	MM	M27X2.0	MJ	1 5/16-12
G63160-3316	33MM-16MJ90	7253-65745	MM	M33X2.0	MJ	1 5/16-12
G63160-4220	42MM-20MJ90	7253-65755	MM	M42X2.0	MJ	1 5/8-12

Male DIN 24° Cone - Light Series to Male JIC 37° Flare





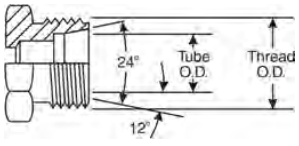

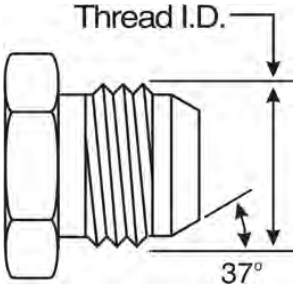

Part No.	Descr.	Prod. No.	End Type 1		End Type 2	
G63350-0604	6MDL-4MJ	7253-63075	MDL	M12x1.5	MJ	7/16-20
G63350-0804	8MDL-4MJ	7253-15365	MDL	M14X1.5	MJ	7/16-20

Parts Continued On Next Page

Male DIN 24° Cone - Light Series to Male JIC 37° Flare - Continued

Part No.	Descr.	Prod. No.	End Type 1		End Type 2	
G63350-0806	8MDL-6MJ	7253-63095	MDL	M14X1.5	MJ	9/16-18
G63350-1004	10MDL-4MJ	7253-63105	MDL	M16X1.5	MJ	7/16-20
G63350-1006	10MDL-6MJ	7253-15375	MDL	M16X1.5	MJ	9/16-18
G63350-1008	10MDL-8MJ	7253-63115	MDL	M16X1.5	MJ	3/4-16
G63350-1206	12MDL-6MJ	7253-15585	MDL	M18X1.5	MJ	9/16-18
G63350-1208	12MDL-8MJ	7253-63135	MDL	M18X1.5	MJ	3/4-16
G63350-1508	15MDL-8MJ	7253-15385	MDL	M22X1.5	MJ	3/4-16
G63350-1510	15MDL-10MJ	7253-63145	MDL	M22X1.5	MJ	7/8-14
G63350-1512	15MDL-12MJ	7253-63155	MDL	M22X1.5	MJ	1 1/16-12
G63350-1810	18MDL-10MJ	7253-15515	MDL	M26X1.5	MJ	7/8-14
G63350-1812	18MDL-12MJ	7253-63165	MDL	M26X1.5	MJ	1 1/16-12
G63350-2212	22MDL-12MJ	7253-15395	MDL	M30X2.0	MJ	1 1/16-12
G63350-2816	28MDL-16MJ	7253-15405	MDL	M36X2.0	MJ	1 5/16-12
G63350-3520	35MDL-20MJ	7253-63175	MDL	M45X2.0	MJ	1 5/8-12
G63350-4224	42MDL-24MJ	7253-63185	MDL	M52X2.0	MJ	1 7/8-12

Female DIN 24° Cone Swivel - Light Series to Male JIC 37° Flare

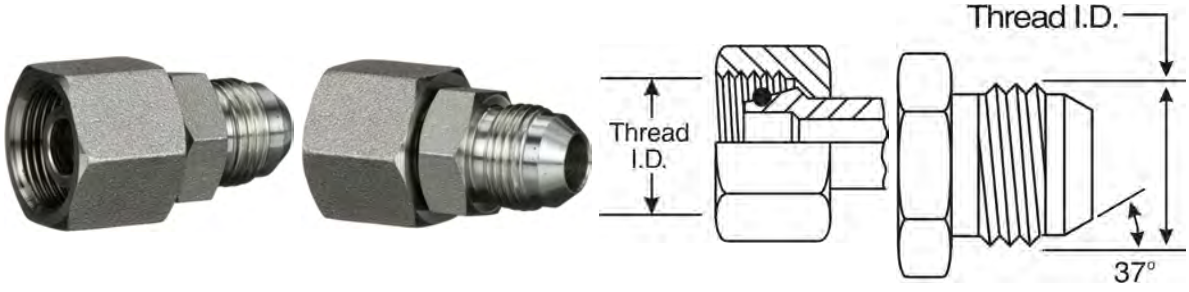

Part No.	Descr.	Prod. No.	End Type 1		End Type 2	
G63450-0604	6FDLX-4MJ	7253-64725	FDLX	M12x1.5	MJ	7/16-20
G63450-0605	6FDLX-5MJ	7253-64735	FDLX	M12x1.5	MJ	1/2-20
G63450-0804	8FDLX-4MJ	7253-15465	FDLX	M14X1.5	MJ	7/16-20
G63450-0806	8FDLX-6MJ	7253-64755	FDLX	M14X1.5	MJ	9/16-18
G63450-1006	10FDLX-6MJ	7253-15475	FDLX	M16X1.5	MJ	9/16-18
G63450-1008	10FDLX-8MJ	7253-64775	FDLX	M16X1.5	MJ	3/4-16
G63450-1206	12FDLX-6MJ	7253-15545	FDLX	M18X1.5	MJ	9/16-18
G63450-1208	12FDLX-8MJ	7253-64795	FDLX	M18X1.5	MJ	3/4-16
G63450-1210	12FDLX-10MJ	7253-64805	FDLX	M18X1.5	MJ	7/8-14
G63450-1506	15FDLX-6MJ	7253-64815	FDLX	M22X1.5	MJ	9/16-18
G63450-1508	15FDLX-8MJ	7253-15485	FDLX	M22X1.5	MJ	3/4-16
G63450-1510	15FDLX-10MJ	7253-64835	FDLX	M22X1.5	MJ	7/8-14
G63450-2212	22FDLX-12MJ	7253-15495	FDLX	M30X2.0	MJ	1 1/16-12
G63450-2816	28FDLX-16MJ	7253-15505	FDLX	M36X2.0	MJ	1 5/16-12

HOSE/CPLG. SELECTION
EQUIPMENT
HOSE SPECIFICATION
GLOBALSPIRAL COUPLINGS
STAINLESS STEEL SPIRAL COUPLINGS
MEGACRIMP COUPLINGS
STAINLESS STEEL BRAID COUPLINGS
POWER CRIMP COUPLINGS
FIELD ATTACHABLE - TYPE T COUPLINGS
FIELD ATTACHABLE - C5 COUPLINGS
FIELD ATTACHABLE - LOCK-ON COUPLINGS
C14 COUPLINGS & ASSEMBLIES
GLP & GL COUPLINGS
GLX COUPLINGS
PCTS THERMOPLASTIC COUPLINGS
POLARSEAL COUPLINGS (ACA, ACB, ACC)
POWER STEERING CPLGS. & TOC ASSEMBLIES
ADAPTERS
QUICK DISCONNECT COUPLERS
BALL VALVES
LIVE SWIVELS
ACCESSORIES
AIR BRAKE CPLGS. & ASSEMBLIES
KITS
BRASS

Male DIN 24° Cone - Heavy Series to Male JIC 37° Flare



Part No.	Descr.	Prod. No.	End Type 1		End Type 2	
G63650-0604	6MDH-4MJ	7253-63195	MDH	M14X1.5	MJ	7/16-20
G63650-0804	8MDH-4MJ	7253-63205	MDH	M16X1.5	MJ	7/16-20
G63650-0806	8MDH-6MJ	7253-63215	MDH	M16X1.5	MJ	9/16-18
G63650-1004	10MDH-4MJ	7253-15415	MDH	M18X1.5	MJ	7/16-20
G63650-1008	10MDH-8MJ	7253-63225	MDH	M18X1.5	MJ	3/4-16
G63650-1206	12MDH-6MJ	7253-63235	MDH	M20X1.5	MJ	9/16-18
G63650-1208	12MDH-8MJ	7253-63245	MDH	M20X1.5	MJ	3/4-16
G63650-1210	12MDH-10MJ	7253-63255	MDH	M20X1.5	MJ	7/8-14
G63650-1406	14MDH-6MJ	7253-15425	MDH	M22X1.5	MJ	9/16-18
G63650-1408	14MDH-8MJ	7253-63265	MDH	M22X1.5	MJ	3/4-16
G63650-1608	16MDH-8MJ	7253-15435	MDH	M24X1.5	MJ	3/4-16
G63650-1610	16MDH-10MJ	7253-63285	MDH	M24X1.5	MJ	7/8-14
G63650-1612	16MDH-12MJ	7253-63275	MDH	M24X1.5	MJ	1 1/16-12
G63650-2010	20MDH-10MJ	7253-15525	MDH	M30X2.0	MJ	7/8-14
G63650-2012	20MDH-12MJ	7253-63295	MDH	M30X2.0	MJ	1 1/16-12
G63650-2512	25MDH-12MJ	7253-15445	MDH	M36X2.0	MJ	1 1/16-12
G63650-2516	25MDH-16MJ	7253-63305	MDH	M36X2.0	MJ	1 5/16-12
G63650-3016	30MDH-16MJ	7253-15455	MDH	M42X2.0	MJ	1 5/16-12
G63650-3820	38MDH-20MJ	7253-63315	MDH	M52X2.0	MJ	1 5/8-12
G63650-3824	38MDH-24MJ	7253-63325	MDH	M52X2.0	MJ	1 7/8-12

Female DIN 24° Cone Swivel - Heavy Series to Male JIC 37° Flare

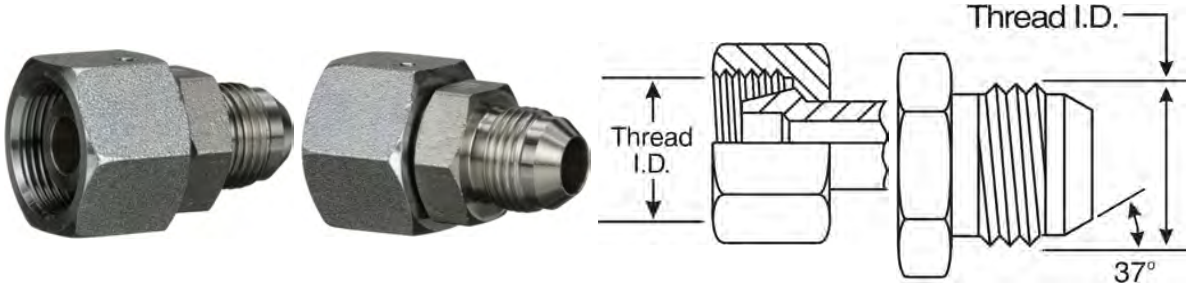

Part No.	Descr.	Prod. No.	End Type 1		End Type 2	
G63750-1004	10FDHX-4MJ	7253-15605	FDHX	M18X1.5	MJ	7/16-20

Parts Continued On Next Page

Female DIN 24° Cone Swivel - Heavy Series to Male JIC 37° Flare - Continued

Part No.	Descr.	Prod. No.	End Type 1		End Type 2	
G63750-1206	12FDHX-6MJ	7253-64845	FDHX	M20X1.5	MJ	9/16-18
G63750-1208	12FDHX-8MJ	7253-64855	FDHX	M20X1.5	MJ	3/4-16
G63750-1210	12FDHX-10MJ	7253-64865	FDHX	M20X1.5	MJ	7/8-14
G63750-1406	14FDHX-6MJ	7253-15625	FDHX	M22X1.5	MJ	9/16-18
G63750-1608	16FDHX-8MJ	7253-15635	FDHX	M24X1.5	MJ	3/4-16
G63750-2010	20FDHX-10MJ	7253-15645	FDHX	M30X2.0	MJ	7/8-14
G63750-2512	25FDHX-12MJ	7253-15655	FDHX	M36X2.0	MJ	1 1/16-12
G63750-3016	30FDHX-16MJ	7253-15665	FDHX	M42X2.0	MJ	1 5/16-12
G63750-3820	38FDHX-20MJ	7253-15675	FDHX	M52X2.0	MJ	1 5/8-12

Male Kobelco Plug





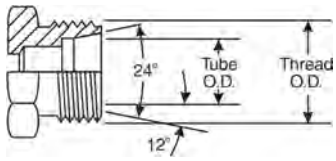

Part No.	Descr.	Prod. No.	
G63980-0022	22MKB-PLUG	7253-65295	M30X1.5

Male Kobelco to Male JIC 37° Flare



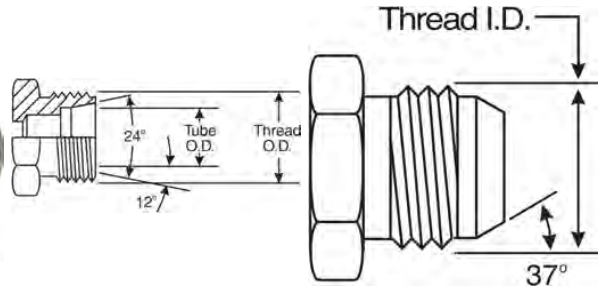

Part No.	Descr.	Prod. No.	End Type 1		End Type 2	
G63990-2212	22MKB-12MJ	7253-66105	MKB	M30X1.5	MJ	1 1/16-12
G63990-2812	28MKB-12MJ	7253-65305	MKB	M36X1.5	MJ	1 1/16-12

Parts Continued On Next Page

HOSE/CPLG. SELECTION
EQUIPMENT
HOSE SPECIFICATION
GLOBALSPIRAL COUPLINGS
STAINLESS STEEL SPIRAL COUPLINGS
MEGACRIMP COUPLINGS
STAINLESS STEEL BRAID COUPLINGS
POWER CRIMP COUPLINGS
FIELD ATTACHABLE - TYPE T COUPLINGS
FIELD ATTACHABLE - C5 COUPLINGS
FIELD ATTACHABLE - LOCK-ON COUPLINGS
C14 COUPLINGS & ASSEMBLIES
GLP & GL COUPLINGS
GLX COUPLINGS
PCTS THERMOPLASTIC COUPLINGS
POLARSEAL COUPLINGS (ACA, ACB, ACC)
POWER STEERING CPLGS. & TOC ASSEMBLIES
ADAPTERS
QUICK DISCONNECT COUPLERS
BALL VALVES
LIVE SWIVELS
ACCESSORIES
AIR BRAKE CPLGS. & ASSEMBLIES
KITS
BRASS

Male Kobelco to Male JIC 37° Flare - Continued

Part No.	Descr.	Prod. No.	End Type 1		End Type 2	
G63990-2816	28MKB-16MJ	7253-65315	MKB	M36X1.5	MJ	1 5/16-12
G63990-3516	35MKB-16MJ	7253-65325	MKB	M45X1.5	MJ	1 5/16-12

British Bonded Seal





Part No.	Descr.	Prod. No.	⟷ "
G64075-0002	2BBDS	7253-63335	3/8
G64075-0004	4BBDS	7253-63345	1/2
G64075-0006	6BBDS	7253-63355	11/16
G64075-0008	8BBDS	7253-63365	13/16
G64075-0010	10BBDS	7253-63375	15/16
G64075-0012	12BBDS	7253-63385	1
G64075-0016	16BBDS	7253-63395	1 5/16
G64075-0020	20BBDS	7253-63405	1 11/16
G64075-0024	24BBDS	7253-63415	1 7/8
G64075-0032	32BBDS	7253-63425	2 5/16
G64075-0040	40BBDS	7253-63435	2 1/2
G64075-0048	48BBDS	7253-63445	3

Male British Standard Pipe Parallel with O-Ring Plug





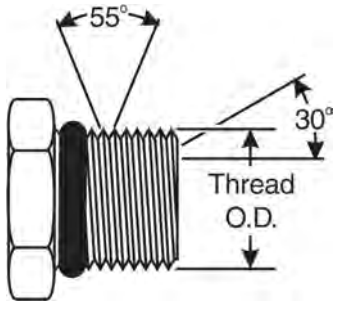

Part No.	Descr.	Prod. No.						
G64094-0002	2MBSPOR-PLUG	7253-65345	1/8-28
G64094-0004	4MBSPOR-PLUG	7253-65355	1/4-19
G64094-0006	6MBSPOR-PLUG	7253-65365	3/8-19
G64094-0008	8MBSPOR-PLUG	7253-65375	1/2-14
G64094-0012	12MBSPOR-PLUG	7253-65385	3/4-14
G64094-0016	16MBSPOR-PLUG	7253-65395	1-11

Parts Continued On Next Page

Male British Standard Pipe Parallel with O-Ring Plug - Continued

Part No.	Descr.	Prod. No.	
G64094-0020	20MBSPOR-PLUG	7253-65405	1 1/4-11

Female British Standard Pipe Parallel Cap





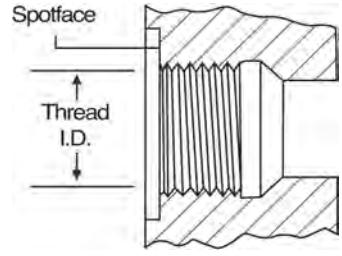

Part No.	Descr.	Prod. No.	
G64097-0002	2FBSPP-CAP	7253-63455	1/8-28
G64097-0004	4FBSPP-CAP	7253-63465	1/4-19
G64097-0006	6FBSPP-CAP	7253-63475	3/8-19
G64097-0008	8FBSPP-CAP	7253-63485	1/2-14
G64097-0010	10FBSPP-CAP	7253-63495	5/8-14
G64097-0012	12FBSPP-CAP	7253-63505	3/4-14
G64097-0016	16FBSPP-CAP	7253-63515	1-11
G64097-0020	20FBSPP-CAP	7253-63525	1 1/4-11
G64097-0024	24FBSPP-CAP	7253-63535	1 1/2-11
G64097-0032	32FBSPP-CAP	7253-63545	2-11

Male British Standard Pipe Tapered Thread Plug





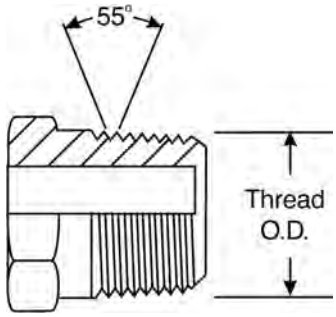

Part No.	Descr.	Prod. No.	
G64098-0002	2MBSPT-PLUG	7253-63555	1/8-28
G64098-0004	4MBSPT-PLUG	7253-63565	1/4-19
G64098-0006	6MBSPT-PLUG	7253-63575	3/8-19
G64098-0008	8MBSPT-PLUG	7253-63585	1/2-14
G64098-0010	10MBSPT-PLUG	7253-63595	5/8-14
G64098-0012	12MBSPT-PLUG	7253-63605	3/4-14
G64098-0016	16MBSPT-PLUG	7253-63615	1-11
G64098-0020	20MBSPT-PLUG	7253-63625	1 1/4-11
G64098-0024	24MBSPT-PLUG	7253-63635	1 1/2-11

Male British Standard Pipe Parallel Plug





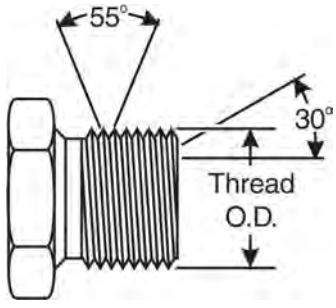

Part No.	Descr.	Prod. No.	
G64099-0002	2MBSPP-PLUG	7253-63655	1/8-28
G64099-0004	4MBSPP-PLUG	7253-63665	1/4-19
G64099-0006	6MBSPP-PLUG	7253-63675	3/8-19
G64099-0008	8MBSPP-PLUG	7253-63685	1/2-14
G64099-0010	10MBSPP-PLUG	7253-63695	5/8-14
G64099-0012	12MBSPP-PLUG	7253-63705	3/4-14
G64099-0016	16MBSPP-PLUG	7253-63715	1-11
G64099-0020	20MBSPP-PLUG	7253-63725	1 1/4-11
G64099-0024	24MBSPP-PLUG	7253-63735	1 1/2-11

Parts Continued On Next Page

Male British Standard Pipe Parallel Plug - Continued

Part No.	Descr.	Prod. No.	
G64099-0032	32MBSPP-PLUG	7253-63745	2-11

Male British Std. Pipe Parallel to Female British Std. Pipe Parallel Swivel



Part No.	Descr.	Prod. No.	End Type 1		End Type 2	
G64350-0202	2MBSPP-2FBSPPX	7253-63775	MBSPP	1/8-28	FBSPPX	1/8-28
G64350-0402	4MBSPP-2FBSPPX	7253-63795	MBSPP	1/4-19	FBSPPX	1/8-28
G64350-0404	4MBSPP-4FBSPPX	7253-15185	MBSPP	1/4-19	FBSPPX	1/4-19
G64350-0406	4MBSPP-6FBSPPX	7253-63805	MBSPP	1/4-19	FBSPPX	3/8-19
G64350-0408	4MBSPP-8FBSPPX	7253-63815	MBSPP	1/4-19	FBSPPX	1/2-14
G64350-0604	6MBSPP-4FBSPPX	7253-63825	MBSPP	3/8-19	FBSPPX	1/4-19
G64350-0606	6MBSPP-6FBSPPX	7253-15195	MBSPP	3/8-19	FBSPPX	3/8-19
G64350-0608	6MBSPP-8FBSPPX	7253-63835	MBSPP	3/8-19	FBSPPX	1/2-14
G64350-0806	8MBSPP-6FBSPPX	7253-63845	MBSPP	1/2-14	FBSPPX	3/8-19
G64350-0808	8MBSPP-8FBSPPX	7253-15205	MBSPP	1/2-14	FBSPPX	1/2-14
G64350-0812	8MBSPP-12FBSPPX	7253-63865	MBSPP	1/2-14	FBSPPX	3/4-14
G64350-1010	10MBSPP-10FBSPPX	7253-15215	MBSPP	5/8-14	FBSPPX	5/8-14
G64350-1208	12MBSPP-8FBSPPX	7253-63905	MBSPP	3/4-14	FBSPPX	1/2-14
G64350-1210	12MBSPP-10FBSPPX	7253-63915	MBSPP	3/4-14	FBSPPX	5/8-14
G64350-1212	12MBSP-12FBSPX	7253-15225	MBSPP	3/4-14	FBSPPX	3/4-14
G64350-1216	12MBSPP-16FBSPPX	7253-63925	MBSPP	3/4-14	FBSPPX	1-11
G64350-1612	16MBSPP-12FBSPPX	7253-63945	MBSPP	1-11	FBSPPX	3/4-14
G64350-1616	16MBSPP-16FBSPPX	7253-15235	MBSPP	1-11	FBSPPX	1-11
G64350-1620	16MBSPP-20FBSPPX	7253-63955	MBSPP	1-11	FBSPPX	1 1/4-11
G64350-2020	20MBSPP-20FBSPPX	7253-63975	MBSPP	1 1/4-11	FBSPPX	1 1/4-11
G64350-2024	20MBSPP-24FBSPPX	7253-63985	MBSPP	1 1/4-11	FBSPPX	1 1/2-11
G64350-2424	24MBSPP-24FBSPPX	7253-64005	MBSPP	1 1/2-11	FBSPPX	1 1/2-11

Metric Bonded Seal





Part No.	Descr.	Prod. No.	⟷ mm
G64775-0006	6MBDS	7253-64025	6
G64775-0008	8MBDS	7253-64035	8
G64775-0010	10MBDS	7253-64045	10
G64775-0012	12MBDS	7253-64055	12
G64775-0014	14MBDS	7253-64065	14
G64775-0016	16MBDS	7253-64075	16
G64775-0018	18MBDS	7253-64085	18
G64775-0020	20MBDS	7253-64095	20
G64775-0022	22MBDS	7253-64105	22
G64775-0024	24MBDS	7253-64115	24
G64775-0026	26MBDS	7253-64125	26
G64775-0027	27MBDS	7253-64135	27
G64775-0030	30MBDS	7253-64145	30
G64775-0033	33MBDS	7253-64155	33
G64775-0036	36MBDS	7253-64165	36
G64775-0042	42MBDS	7253-64175	42
G64775-0045	45MBDS	7253-64185	45
G64775-0050	50MBDS	7253-64195	50
G64775-0052	52MBDS	7253-64205	54

HOSE/CPLG. SELECTION
EQUIPMENT
HOSE SPECIFICATION
GLOBALSPIRAL COUPLINGS
STAINLESS STEEL SPIRAL COUPLINGS
MEGACRIMP COUPLINGS
STAINLESS STEEL BRAID COUPLINGS
POWER CRIMP COUPLINGS
FIELD ATTACHABLE - TYPE T COUPLINGS
FIELD ATTACHABLE - C5 COUPLINGS
FIELD ATTACHABLE - LOCK-ON COUPLINGS
C14 COUPLINGS & ASSEMBLIES
GLP & GL COUPLINGS
GLX COUPLINGS
PCTS THERMOPLASTIC COUPLINGS
POLARSEAL COUPLINGS (ACA, ACB, ACC)
POWER STEERING CPLGS. & TOC ASSEMBLIES
ADAPTERS
QUICK DISCONNECT COUPLERS
BALL VALVES
LIVE SWIVELS
ACCESSORIES
AIR BRAKE CPLGS. & ASSEMBLIES
KITS
BRASS

HOSE/CPLG. SELECTION
EQUIPMENT
HOSE SPECIFICATION
GLOBALSPIRAL COUPLINGS
STAINLESS STEEL SPIRAL COUPLINGS
MEGACRIMP COUPLINGS
STAINLESS STEEL BRAID COUPLINGS
POWER CRIMP COUPLINGS
FIELD ATTACHABLE - TYPE T COUPLINGS
FIELD ATTACHABLE - C5 COUPLINGS
FIELD ATTACHABLE - LOCK-ON COUPLINGS
C14 COUPLINGS & ASSEMBLIES
GLP & GL COUPLINGS
GLX COUPLINGS
PCTS THERMOPLASTIC COUPLINGS
POLARSEAL COUPLINGS (ACA, ACB, ACC)
POWER STEERING CPLGS. & TOC ASSEMBLIES
ADAPTERS
QUICK DISCONNECT COUPLERS
BALL VALVES
LIVE SWIVELS
ACCESSORIES
AIR BRAKE CPLGS. & ASSEMBLIES
KITS
BRASS

Male Metric Plug





Part No.	Descr.	Prod. No.	
G64790-0008	8MM-PLUG	7253-64215	M08X1.0
G64790-0010	10MM-PLUG	7253-64225	M10X1.5
G64790-0012	12MM-PLUG	7253-64235	M12x1.5
G64790-0014	14MM-PLUG	7253-64245	M14X1.5
G64790-0016	16MM-PLUG	7253-64255	M16X1.5
G64790-0018	18MM-PLUG	7253-64265	M18X1.5
G64790-0020	20MM-PLUG	7253-64275	M20X1.5
G64790-0022	22MM-PLUG	7253-64285	M22X1.5
G64790-0024	24MM-PLUG	7253-64295	M24X1.5
G64790-0026	26MM-PLUG	7253-64305	M26X1.5
G64790-0030	30MM-PLUG	7253-64315	M30X1.5

Male DIN 24° Cone - Light Series Plug





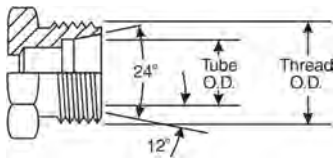

Part No.	Descr.	Prod. No.	
G64792-0006	6MDL-PLUG	7253-64325	M12x1.5
G64792-0008	8MDL-PLUG	7253-64335	M14X1.5
G64792-0010	10MDL-PLUG	7253-64345	M16X1.5
G64792-0012	12MDL-PLUG	7253-64355	M18X1.5
G64792-0015	15MDL-PLUG	7253-64365	M22X1.5
G64792-0018	18MDL-PLUG	7253-64375	M26X1.5
G64792-0022	22MDL-PLUG	7253-64385	M30X2.0
G64792-0028	28MDL-PLUG	7253-64395	M36X2.0
G64792-0035	35MDL-PLUG	7253-64405	M45X2.0
G64792-0042	42MDL-PLUG	7253-64415	M52X2.0

Female DIN 24° Cone - Light Series Cap





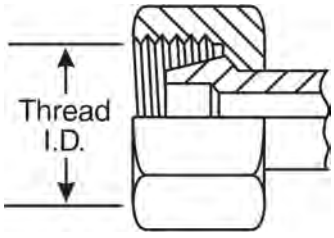

Part No.	Descr.	Prod. No.	
G64793-0006	6FDL-CAP	7253-64425	M12x1.5
G64793-0008	8FDL-CAP	7253-64435	M14X1.5
G64793-0010	10FDL-CAP	7253-64445	M16X1.5
G64793-0012	12FDL-CAP	7253-64455	M18X1.5
G64793-0015	15FDL-CAP	7253-64465	M22X1.5
G64793-0018	18FDL-CAP	7253-64475	M26X1.5
G64793-0022	22FDL-CAP	7253-64485	M30X2.0
G64793-0028	28FDL-CAP	7253-64495	M36X2.0
G64793-0035	35FDL-CAP	7253-64505	M45X2.0

Male DIN 24° Cone - Heavy Series Plug





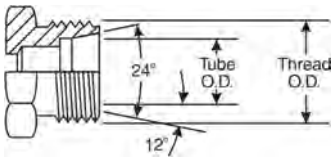

Part No.	Descr.	Prod. No.	
G64794-0008	8MDH-PLUG	7253-64535	M16X1.5
G64794-0010	10MDH-PLUG	7253-64545	M18X1.5
G64794-0012	12MDH-PLUG	7253-64555	M20X1.5
G64794-0014	14MDH-PLUG	7253-64565	M22X1.5
G64794-0016	16MDH-PLUG	7253-64575	M24X1.5
G64794-0020	20MDH-PLUG	7253-64585	M30X2.0
G64794-0025	25MDH-PLUG	7253-64595	M36X2.0
G64794-0030	30MDH-PLUG	7253-64605	M42X2.0
G64794-0038	38MDH-PLUG	7253-64615	M52X2.0

HOSE/CPLG. SELECTION
EQUIPMENT
HOSE SPECIFICATION
GLOBALSPIRAL COUPLINGS
STAINLESS STEEL SPIRAL COUPLINGS
MEGACRIMP COUPLINGS
STAINLESS STEEL BRAID COUPLINGS
POWER CRIMP COUPLINGS
FIELD ATTACHABLE - TYPE T COUPLINGS
FIELD ATTACHABLE - C5 COUPLINGS
FIELD ATTACHABLE - LOCK-ON COUPLINGS
C14 COUPLINGS & ASSEMBLIES
GLP & GL COUPLINGS
GLX COUPLINGS
PCTS THERMOPLASTIC COUPLINGS
POLARSEAL COUPLINGS (ACA, ACB, ACC)
POWER STEERING CPLGS. & TOC ASSEMBLIES
ADAPTERS
QUICK DISCONNECT COUPLERS
BALL VALVES
LIVE SWIVELS
ACCESSORIES
AIR BRAKE CPLGS. & ASSEMBLIES
KITS
BRASS

Female DIN 24° Cone - Heavy Series Cap





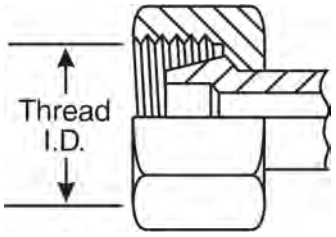

Part No.	Descr.	Prod. No.	
G64795-0008	8FDH-CAP	7253-64635	M16X1.5
G64795-0010	10FDH-CAP	7253-64645	M18X1.5
G64795-0012	12FDH-CAP	7253-64655	M20X1.5
G64795-0014	14FDH-CAP	7253-64665	M22X1.5
G64795-0016	16FDH-CAP	7253-64675	M24X1.5
G64795-0020	20FDH-CAP	7253-64685	M30X2.0
G64795-0025	25FDH-CAP	7253-64695	M36X2.0
G64795-0030	30FDH-CAP	7253-64705	M42X2.0
G64795-0038	38FDH-CAP	7253-64715	M52X2.0

Female Japanese Industrial Standard Cap





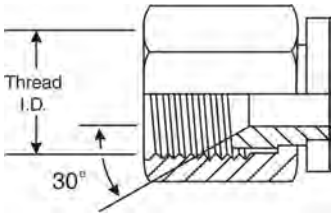

Part No.	Descr.	Prod. No.	
G65097-0004	4FJIS-CAP	7253-64875	1/4-19
G65097-0006	6FJIS-CAP	7253-64885	3/8-19
G65097-0008	8FJIS-CAP	7253-64895	1/2-14
G65097-0012	12FJIS-CAP	7253-64905	3/4-14
G65097-0016	16FJIS-CAP	7253-64915	1-11
G65097-0020	20FJIS-CAP	7253-64925	1 1/4-11

Male Japanese Industrial Standard Plug





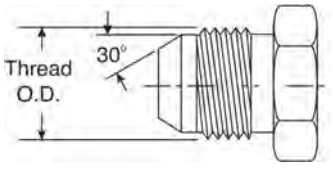

Part No.	Descr.	Prod. No.	
G65099-0004	4MJIS-PLUG	7253-64955	1/4-19
G65099-0006	6MJIS-PLUG	7253-64965	3/8-19
G65099-0008	8MJIS-PLUG	7253-64975	1/2-14
G65099-0012	12MJIS-PLUG	7253-64985	3/4-14
G65099-0016	16MJIS-PLUG	7253-64995	1-11
G65099-0020	20MJIS-PLUG	7253-65005	1 1/4-11
G65099-0032	32MJIS-PLUG	7253-65025	2-11

HOSE/CPLG. SELECTION
EQUIPMENT
HOSE SPECIFICATION
GLOBALSPIRAL COUPLINGS
STAINLESS STEEL SPIRAL COUPLINGS
MEGACRIMP COUPLINGS
STAINLESS STEEL BRAID COUPLINGS
POWER CRIMP COUPLINGS
FIELD ATTACHABLE - TYPE T COUPLINGS
FIELD ATTACHABLE - C5 COUPLINGS
FIELD ATTACHABLE - LOCK-ON COUPLINGS
C14 COUPLINGS & ASSEMBLIES
GLP & GL COUPLINGS
GLX COUPLINGS
PCTS THERMOPLASTIC COUPLINGS
POLARSEAL COUPLINGS (ACA, ACB, ACC)
POWER STEERING CPLGS. & TOC ASSEMBLIES
ADAPTERS
QUICK DISCONNECT COUPLERS
BALL VALVES
LIVE SWIVELS
ACCESSORIES
AIR BRAKE CPLGS. & ASSEMBLIES
KITS
BRASS

Female Japanese Industrial Standard to Male JIC 37° Flare



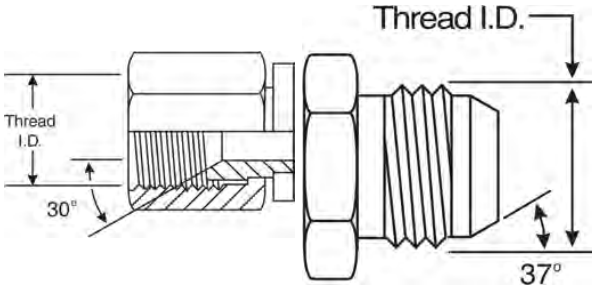

Part No.	Descr.	Prod. No.	End Type 1		End Type 2	
G65100-0404	4FJIS-4MJ	7253-65035	FJIS	1/4-19	MJ	7/16-20
G65100-0604	6FJIS-4MJ	7253-65045	FJIS	3/8-19	MJ	7/16-20
G65100-0606	6FJIS-6MJ	7253-65055	FJIS	3/8-19	MJ	9/16-18
G65100-0808	8FJIS-8MJ	7253-65075	FJIS	1/2-14	MJ	3/4-16
G65100-1212	12FJIS-12MJ	7253-65085	FJIS	3/4-14	MJ	1 1/16-12
G65100-1616	16FJIS-16MJ	7253-65095	FJIS	1-11	MJ	1 5/16-12
G65100-2020	20FJIS-20MJ	7253-65105	FJIS	1 1/4-11	MJ	1 5/8-12

Female Komatsu Cap





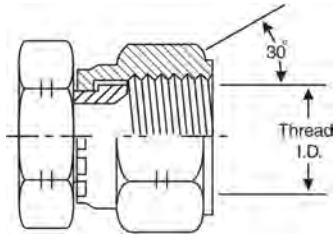

Part No.	Descr.	Prod. No.	
G65597-0004	4FK-CAP	7253-65115	M14X1.5
G65597-0006	6FK-CAP	7253-65125	M18X1.5
G65597-0008	8FK-CAP	7253-65135	M22X1.5
G65597-0010	10FK-CAP	7253-65145	M24X1.5
G65597-0012	12FK-CAP	7253-65155	M30X1.5
G65597-0016	16FK-CAP	7253-65165	M33X1.5

Male Komatsu Plug



Part No.	Descr.	Prod. No.	
G65599-0004	4MK-PLUG	7253-65175	M14X1.5
G65599-0006	6MK-PLUG	7253-65185	M18X1.5
G65599-0008	8MK-PLUG	7253-65195	M22X1.5
G65599-0010	10MK-PLUG	7253-65205	M24X1.5
G65599-0012	12MK-PLUG	7253-65215	M30X1.5
G65599-0016	16MK-PLUG	7253-65225	M33X1.5

Female Komatsu to Male JIC 37° Flare

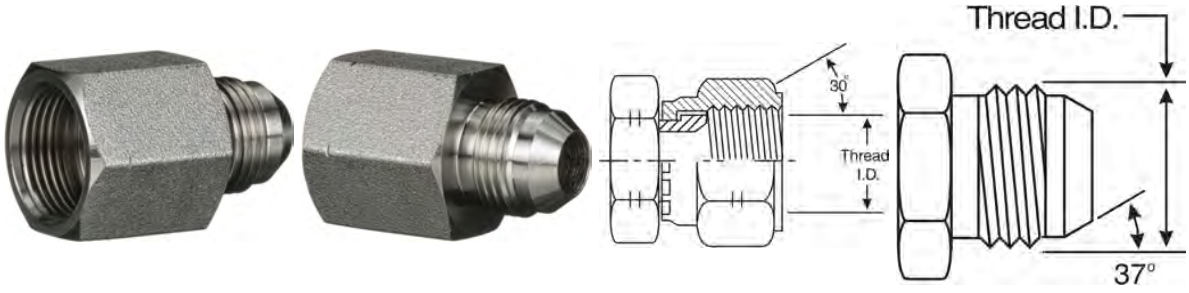

Part No.	Descr.	Prod. No.	End Type 1		End Type 2	
G65600-0404	4FK-4MJ	7253-65235	FK	M14X1.5	MJ	7/16-20
G65600-0606	6FK-6MJ	7253-65245	FK	M18X1.5	MJ	9/16-18
G65600-0808	8FK-8MJ	7253-65255	FK	M22X1.5	MJ	3/4-16
G65600-1010	10FK-10MJ	7253-65265	FK	M24X1.5	MJ	7/8-14
G65600-1212	12FK-12MJ	7253-65275	FK	M30X1.5	MJ	1 1/16-12
G65600-1616	16FK-16MJ	7253-65285	FK	M33X1.5	MJ	1 5/16-12

HOSE/CPLG. SELECTION
EQUIPMENT
HOSE SPECIFICATION
GLOBALSPIRAL COUPLINGS
STAINLESS STEEL SPIRAL COUPLINGS
MEGACRIMP COUPLINGS
STAINLESS STEEL BRAID COUPLINGS
POWER CRIMP COUPLINGS
FIELD ATTACHABLE - TYPE T COUPLINGS
FIELD ATTACHABLE - C5 COUPLINGS
FIELD ATTACHABLE - LOCK-ON COUPLINGS
C14 COUPLINGS & ASSEMBLIES
GLP & GL COUPLINGS
GLX COUPLINGS
PCTS THERMOPLASTIC COUPLINGS
POLARSEAL COUPLINGS (ACA, ACB, ACC)
POWER STEERING CPLGS. & TOC ASSEMBLIES
ADAPTERS
QUICK DISCONNECT COUPLERS
BALL VALVES
LIVE SWIVELS
ACCESSORIES
AIR BRAKE CPLGS. & ASSEMBLIES
KITS
BRASS

Male Komatsu to Male Komatsu





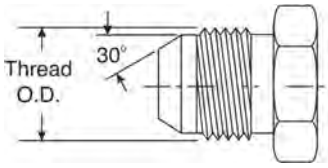

Part No.	Descr.	Prod. No.	End Type 1		End Type 2	
G65700-0808	8MK-8MK	7253-65785	MK	M22X1.5	MK	M22X1.5
G65700-1010	10MK-10MK	7253-65795	MK	M24X1.5	MK	M24X1.5

Male Komatsu to Male JIC 37° Flare





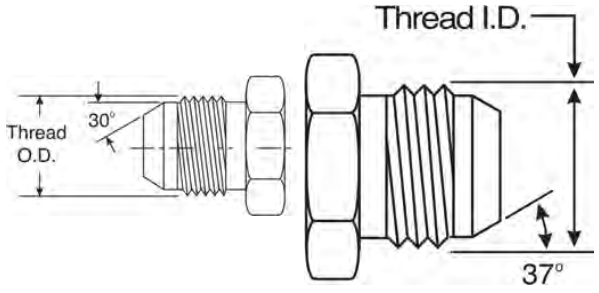

Part No.	Descr.	Prod. No.	End Type 1		End Type 2	
G65750-0404	4MK-4MJ	7253-65825	MK	M14X1.5	MJ	7/16-20
G65750-0606	6MK-6MJ	7253-65835	MK	M18X1.5	MJ	9/16-18
G65750-0808	8MK-8MJ	7253-65845	MK	M22X1.5	MJ	3/4-16
G65750-1010	10MK-10MJ	7253-65855	MK	M24X1.5	MJ	7/8-14
G65750-1212	12MK-12MJ	7253-65865	MK	M30X1.5	MJ	1 1/16-12
G65750-1616	16MK-16MJ	7253-65875	MK	M33X1.5	MJ	1 5/16-12

Male Komatsu to Female Komatsu to Male Komatsu - Tee



Part No.	Descr.	Prod. No.	End Type 1		End Type 2		End Type 3	
G65950-0404	4MK-4FK-4MK	7253-65885	MK	M14X1.5	FK	M14X1.5	MK	M14X1.5
G65950-0606	6MK-6FK-6MK	7253-65905	MK	M18X1.5	FK	M18X1.5	MK	M18X1.5
G65950-0808	8MK-8FK-8MK	7253-65915	MK	M22X1.5	FK	M22X1.5	MK	M22X1.5
G65950-1212	12MK-12FK-12MK	7253-65935	MK	M30X1.5	FK	M30X1.5	MK	M30X1.5

HOSE/CPLG. SELECTION
EQUIPMENT
HOSE SPECIFICATION
GLOBALSPIRAL COUPLINGS
STAINLESS STEEL SPIRAL COUPLINGS
MEGACRIMP COUPLINGS
STAINLESS STEEL BRAID COUPLINGS
POWER CRIMP COUPLINGS
FIELD ATTACHABLE - TYPE T COUPLINGS
FIELD ATTACHABLE - C5 COUPLINGS
FIELD ATTACHABLE - LOCK-ON COUPLINGS
C14 COUPLINGS & ASSEMBLIES
GLP & GL COUPLINGS
GLX COUPLINGS
PCTS THERMOPLASTIC COUPLINGS
POLARSEAL COUPLINGS (ACA, ACB, ACC)
POWER STEERING CPLGS. & TOC ASSEMBLIES
ADAPTERS
QUICK DISCONNECT COUPLERS
BALL VALVES
LIVE SWIVELS
ACCESSORIES
AIR BRAKE CPLGS. & ASSEMBLIES
KITS
BRASS

HOSE/CPLG. SELECTION
EQUIPMENT
HOSE SPECIFICATION
GLOBALSPIRAL COUPLINGS
STAINLESS STEEL SPIRAL COUPLINGS
MEGACRIMP COUPLINGS
STAINLESS STEEL BRAID COUPLINGS
POWER CRIMP COUPLINGS
FIELD ATTACHABLE - TYPE T COUPLINGS
FIELD ATTACHABLE - C5 COUPLINGS
FIELD ATTACHABLE - LOCK-ON COUPLINGS
C14 COUPLINGS & ASSEMBLIES
GLP & GL COUPLINGS
GLX COUPLINGS
PCTS THERMOPLASTIC COUPLINGS
POLARSEAL COUPLINGS (ACA, ACB, ACC)
POWER STEERING CPLGS. & TOC ASSEMBLIES
ADAPTERS
QUICK DISCONNECT COUPLERS
BALL VALVES
LIVE SWIVELS
ACCESSORIES
AIR BRAKE CPLGS. & ASSEMBLIES
KITS
BRASS

Ermeto Bite Sleeve



Part No.	Descr.	Prod. No.
G73050-0003	3ERBS	7259-90025
G73050-0004	4ERBS	7259-90035
G73050-0006	6ERBS	7259-90055
G73050-0008	8ERBS	7259-90065

Ermeto Tube Sleeve Nut



Part No.	Descr.	Prod. No.
G73060-0006	6ERTSN	7259-90165

Ermeto to Male Pipe



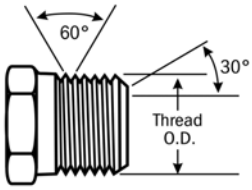

Part No.	Descr.	Prod. No.	
G73100-0402	4ERT-2MP	7259-90505	1/8-27
G73100-0404	4ERT-4MP	7259-90515	1/4-18

Ermeto to Male Pipe - 90°



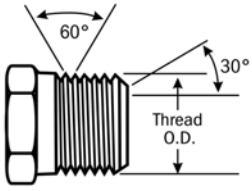

Part No.	Descr.	Prod. No.	
G73104-0402	4ERT-2MP90	7259-90975	1/8-27

Ermeto to Ermeto



Part No.	Descr.	Prod. No.		
			"	mm
G73400-0303	3ERT-3ERT	7259-90375	3/16	4.8

Parts Continued On Next Page

Ermeto to Ermeto - Continued

Part No.	Descr.	Prod. No.	⟷	
			"	mm
G73400-0404	4ERT-4ERT	7259-90385	1/4	6.4
G73400-0505	5ERT-5ERT	7259-90395	5/16	8
G73400-0606	6ERT-6ERT	7259-90405	3/8	9.5
G73400-0808	8ERT-8ERT	7259-90415	1/2	12.7
G73400-1010	10ERT-10ERT	7259-90425	5/8	15.9

Male Ball Valve to Female Pipe



Part No.	Descr.	Prod. No.			
G94011-0404	4MQBA-4FP	7252-89315	1/4-18	4000	12000
G94011-0606	6MQBA-6FP	7252-89345	3/8-18	3000	9000
G94011-0808	8MQBA-8FP	7252-89325	1/2-14	3000	10500
G94011-0812	8MQBA-12FP	7252-89305	3/4-14	3000	10500
G94011-1212	12MQBA-12FP	7252-89685	3/4-14	4000	11000

Male Ball Valve to Female O-Ring Boss



Part No.	Descr.	Prod. No.			
G94012-0808	8MQBA-8FB	7252-89335	3/4-16	3000	10500

Female Ball Valve To Female Pipe



Part No.	Descr.	Prod. No.			
G94021-0404	4FQBA-4FP	7252-89415	1/4-18	4000	12000
G94021-0606D	6FQBADA-6FP*	7252-89695	3/8-18	3000	9000
G94021-0808	8FQBA-8FP	7252-89425	1/2-14	3000	10500
G94021-0808D	8FQBADA-8FP*	7252-89445	1/2-14	3000	10500

**Double–Acting Sleeve*

Parts Continued On Next Page

Female Ball Valve To Female Pipe - Continued

Part No.	Descr.	Prod. No.			
G94021-0812D	8FQBADA-12FP*	7252-89705	3/4-14	3000	10500
G94021-1212	12FQBA-12FP	7252-89715	3/4-14	4000	11000

**Double–Acting Sleeve*

Female Ball Valve To Female O-Ring Boss





Part No.	Descr.	Prod. No.			
G94022-0808	8FQBA-8FB	7252-89435	3/4-16	3000	10500

O-Ring





Part No.	Descr.	Prod. No.
G94025-0004	4QDAOR	7252-59415
G94025-0006	6QDAOR	7252-59695
G94025-0008	8QDAOR	7252-59425
G94025-0012	12QDAOR	7252-59715

Male Poppet Valve to Female Pipe



Part No.	Descr.	Prod. No.			
G94111-0404	4MQPA-4FP	7252-89725	1/4-18	3000	12000
G94111-0606	6MQPA-6FP	7252-89735	3/8-18	3000	12000
G94111-0808	8MQPA-8FP	7252-89365	1/2-14	4000	16000
G94111-0812	8MQPA-12FP	7252-01305	3/4-14	3625	14500
G94111-1212	12MQPA-12FP	7252-01315	3/4-14	4351	18854
G94111-1616	16MQPA-16FP	7252-89745	1-11 1/2	3000	12000

Female Poppet Valve to Female Pipe



Part No.	Descr.	Prod. No.			
G94121-0404	4FQPA-4FP	7252-89755	1/4-18	3000	12000
G94121-0606	6FQPA-6FP	7252-89765	3/8-18	3000	12000
G94121-0808	8FQPA-8FP	7252-89775	1/2-14	4000	16000
G94121-1616	16FQPA-16FP	7252-89785	1-11 1/2	3000	12000

HOSE/CPLG. SELECTION
EQUIPMENT
HOSE SPECIFICATION
GLOBALSPIRAL COUPLINGS
STAINLESS STEEL SPIRAL COUPLINGS
MEGACRIMP COUPLINGS
STAINLESS STEEL BRAID COUPLINGS
POWER CRIMP COUPLINGS
FIELD ATTACHABLE - TYPE T COUPLINGS
FIELD ATTACHABLE - C5 COUPLINGS
FIELD ATTACHABLE - LOCK-ON COUPLINGS
C14 COUPLINGS & ASSEMBLIES
GLP & GL COUPLINGS
GLX COUPLINGS
PCTS THERMOPLASTIC COUPLINGS
POLARSEAL COUPLINGS (ACA, ACB, ACC)
POWER STEERING CPLGS. & TOC ASSEMBLIES
ADAPTERS
QUICK DISCONNECT COUPLERS
BALL VALVES
LIVE SWIVELS
ACCESSORIES
AIR BRAKE CPLGS. & ASSEMBLIES
KITS
BRASS

Female Poppet Valve to Metric Thread





Part No.	Descr.	Prod. No.			
G94125-0822	8FMQPA-22MM	7252-85255	—	3625	14500

Male Ball Valve to Female Pipe





Part No.	Descr.	Prod. No.		
G94211-0808	8MQBAJD-8FP	7252-89355	1/2-14	3000

Male Ball Valve to Female O-Ring Boss





Part No.	Descr.	Prod. No.		
G94212-0808	8MQBAJD-8FB	7252-89375	3/4-16	3000

Female Ball Valve to Female Pipe





Part No.	Descr.	Prod. No.		
G94221-0808	8FQBAJD-8FP	7252-89455	1/2-14	3000

HOSE/CPLG. SELECTION
EQUIPMENT
HOSE SPECIFICATION
GLOBALSPIRAL COUPLINGS
STAINLESS STEEL SPIRAL COUPLINGS
MEGACRIMP COUPLINGS
STAINLESS STEEL BRAID COUPLINGS
POWER CRIMP COUPLINGS
FIELD ATTACHABLE - TYPE T COUPLINGS
FIELD ATTACHABLE - C5 COUPLINGS
FIELD ATTACHABLE - LOCK-ON COUPLINGS
C14 COUPLINGS & ASSEMBLIES
GLP & GL COUPLINGS
GLX COUPLINGS
PCTS THERMOPLASTIC COUPLINGS
POLARSEAL COUPLINGS (ACA, ACB, ACC)
POWER STEERING CPLGS. & TOC ASSEMBLIES
ADAPTERS
QUICK DISCONNECT COUPLERS
BALL VALVES
LIVE SWIVELS
ACCESSORIES
AIR BRAKE CPLGS. & ASSEMBLIES
KITS
BRASS

HOSE/CPLG. SELECTION
EQUIPMENT
HOSE SPECIFICATION
GLOBALSPIRAL COUPLINGS
STAINLESS STEEL SPIRAL COUPLINGS
MEGACRIMP COUPLINGS
STAINLESS STEEL BRAID COUPLINGS
POWER CRIMP COUPLINGS
FIELD ATTACHABLE - TYPE T COUPLINGS
FIELD ATTACHABLE - C5 COUPLINGS
FIELD ATTACHABLE - LOCK-ON COUPLINGS
C14 COUPLINGS & ASSEMBLIES
GLP & GL COUPLINGS
GLX COUPLINGS
PCTS THERMOPLASTIC COUPLINGS
POLARSEAL COUPLINGS (ACA, ACB, ACC)
POWER STEERING CPLGS. & TOC ASSEMBLIES
ADAPTERS
QUICK DISCONNECT COUPLERS
BALL VALVES
LIVE SWIVELS
ACCESSORIES
AIR BRAKE CPLGS. & ASSEMBLIES
KITS
BRASS

Male Tip - Ball Valve to Female Pipe





Part No.	Descr.	Prod. No.		
G94311-0808	8MQBAIHC-8FP	7252-89385	1/2-14	2500

Parts Continued On Next Page

Male Tip - Ball Valve to Female Pipe





Part No.	Descr.	Prod. No.		
G94411-0808	8MQBAJIC-8FP	7252-89395	1/2-14	3000

HOSE/CPLG. SELECTION
EQUIPMENT
HOSE SPECIFICATION
GLOBALSPIRAL COUPLINGS
STAINLESS STEEL SPIRAL COUPLINGS
MEGACRIMP COUPLINGS
STAINLESS STEEL BRAID COUPLINGS
POWER CRIMP COUPLINGS
FIELD ATTACHABLE - TYPE T COUPLINGS
FIELD ATTACHABLE - C5 COUPLINGS
FIELD ATTACHABLE - LOCK-ON COUPLINGS
C14 COUPLINGS & ASSEMBLIES
GLP & GL COUPLINGS
GLX COUPLINGS
PCTS THERMOPLASTIC COUPLINGS
POLARSEAL COUPLINGS (ACA, ACB, ACC)
POWER STEERING CPLGS. & TOC ASSEMBLIES
ADAPTERS
QUICK DISCONNECT COUPLERS
BALL VALVES
LIVE SWIVELS
ACCESSORIES
AIR BRAKE CPLGS. & ASSEMBLIES
KITS
BRASS

Male Poppet Valve to Female Pipe





Part No.	Descr.	Prod. No.			
G94511-0404	4MQPI-4FP	7252-89015	1/4-18	7500	30000
G94511-0606	6MQPI-6FP	7252-89025	3/8-18	5000	20000
G94511-0808	8MQPI-8FP	7252-89035	1/2-14	5000	20000
G94511-1212	12MQPI-12FP	7252-89045	3/4-14	4000	16000
G94511-1616	16MQPI-16FP	7252-89055	1-11 1/2	4000	16000

Female Poppet Valve to Female Pipe





Part No.	Descr.	Prod. No.			
G94521-0404	4FQPI-4FP	7252-89115	1/4-18	7500	30000
G94521-0606	6FQPI-6FP	7252-89125	3/8-18	5000	20000
G94521-0808	8FQPI-8FP	7252-89135	1/2-14	5000	20000
G94521-1212	12FQPI-12FP	7252-89145	3/4-14	4000	16000
G94521-1616	16FQPI-16FP	7252-89155	1-11 1/2	4000	16000

O-Rings & Back-Up Rings

90 Durometer Hardness.
Includes 10 O-Rings and 10 Back-up O-Rings.

Caution: DO NOT USE these O–Rings with phosphate esters, diesters or phosphate ester emulsion hydraulic fluids. Instead, use O–Rings made of Viton, EPDM or CPE polymers or other materials compatible with the fluids.
These O–Rings are compounded from a Nitrile polymer for use with petroleum–based hydraulic fluids, water and glycol and oil–water emulsions.



Part No.	Descr.	Prod. No.
G94527-0004	4QDIOR-4QDIBR	7252-0004
G94527-0006	6QDIOR-6QDIBR	7252-0005
G94527-0008	8QDIOR-8QDIBR	7252-0006
G94527-0012	12QDIOR-12QDIBR	7252-0007
G94527-0016	16QDIOR-16QDIBR	7252-0008

HOSE/CPLG. SELECTION
EQUIPMENT
HOSE SPECIFICATION
GLOBALSPIRAL COUPLINGS
STAINLESS STEEL SPIRAL COUPLINGS
MEGACRIMP COUPLINGS
STAINLESS STEEL BRAID COUPLINGS
POWER CRIMP COUPLINGS
FIELD ATTACHABLE - TYPE T COUPLINGS
FIELD ATTACHABLE - C5 COUPLINGS
FIELD ATTACHABLE - LOCK-ON COUPLINGS
C14 COUPLINGS & ASSEMBLIES
GLP & GL COUPLINGS
GLX COUPLINGS
PCTS THERMOPLASTIC COUPLINGS
POLARSEAL COUPLINGS (ACA, ACB, ACC)
POWER STEERING CPLGS. & TOC ASSEMBLIES
ADAPTERS
QUICK DISCONNECT COUPLERS
BALL VALVES
LIVE SWIVELS
ACCESSORIES
AIR BRAKE CPLGS. & ASSEMBLIES
KITS
BRASS

Male Flush Face Valve to Female Pipe





Part No.	Descr.	Prod. No.			
G94911-0404	4MQFF-4FP	7252-87015	1/4-18	3000	12000
G94911-0606	6MQFF-6FP	7252-88005	3/8-18	3000	12000
G94911-0608	6MQFF-8FP	7252-88015	1/2-14	3000	12000
G94911-0808	8MQFF-8FP	7252-87025	1/2-14	3000	12000
G94911-0808P	8CPMQFF-8FP*	7252-87435	1/2-14	3000	12000
G94911-0812	8MQFF-12FP	7252-85235	3/4-14	5076	20300
G94911-1212	12MQFF-12FP	7252-87035	3/4-14	3000	12000
G94911-1616	16MQFF-16FP	7252-87045	1-11 1/2	3000	12000

**Connect–under–pressure coupler.*

Male Flush Face Valve to Female Pipe - Cartridge Kit





Part No.	Descr.	Prod. No.	
G94911-0808K	8MQFF-8FPK	7252-85045	1/2-14
G94911-0808PK	8MQFF-8FPPK	7252-85005	1/2-14
G94911-0812K	8MQFF-12FPK	7252-85065	3/4-14

Male Flush Face Valve to Female O-Ring Boss





Part No.	Descr.	Prod. No.			
G94912-0404	4MQFF-4FB	7252-87055	7/16-20	3000	12000

Parts Continued On Next Page

Male Flush Face Valve to Female O-Ring Boss - Continued

Part No.	Descr.	Prod. No.			
G94912-0608	6MQFF-8FB	7252-88025	3/4-16	3000	12000
G94912-0808	8MQFF-8FB	7252-87065	3/4-16	3000	12000
G94912-0808P	8CPMQFF-8FB*	7252-87445	3/4-16	3000	12000
G94912-0810P	8CPMQFF-10FB*	7252-87455	7/8-14	3000	12000
G94912-0812	8MQFF-12FB	7252-87075	1 1/16-12	3000	12000
G94912-0812P	8CPMQFF-12FB*	7252-87465	1 1/16-12	3000	12000
G94912-1012	10MQFF-12FB	7252-87085	1 1/16-12	3000	12000
G94912-1212	12MQFF-12FB	7252-87095	1 1/16-12	3000	12000
G94912-1616	16MQFF-16FB	7252-87105	1 5/16-12	3000	12000

**Connect–under–pressure coupler.*

Male Flush Face Valve to Female O-Ring Boss - Cartridge Kit





Part No.	Descr.	Prod. No.			
G94912-0808K	8MQFF-8FBK	7252-85055	3/4-16	3000	12000
G94912-0808PK	8MQFF-8FBPK	7252-85015	3/4-16	3000	12000
G94912-0810K	8MQFF-10FBK	7252-85085	7/8-14	3000	12000
G94912-0810PK	8MQFF-10FBPK	7252-85035	7/8-14	3000	12000
G94912-0812K	8MQFF-12FBK	7252-85075	1 1/16-12	3000	12000
G94912-0812PK	8MQFF-12FBPK	7252-85025	1 1/16-12	3000	12000

Male Flush Face Valve to JIC 37° Flare Bulkhead





Part No.	Descr.	Prod. No.			
G94913-0810	8MQFF-10BKHD	7252-87395	7/8-14	3625	14500
G94913-1012	10MQFF-12BKHD	7252-87405	1 1/16-12	3625	14500

HOSE/CPLG. SELECTION
EQUIPMENT
HOSE SPECIFICATION
GLOBALSPIRAL COUPLINGS
STAINLESS STEEL SPIRAL COUPLINGS
MEGACRIMP COUPLINGS
STAINLESS STEEL BRAID COUPLINGS
POWER CRIMP COUPLINGS
FIELD ATTACHABLE - TYPE T COUPLINGS
FIELD ATTACHABLE - C5 COUPLINGS
FIELD ATTACHABLE - LOCK-ON COUPLINGS
C14 COUPLINGS & ASSEMBLIES
GLP & GL COUPLINGS
GLX COUPLINGS
PCTS THERMOPLASTIC COUPLINGS
POLARSEAL COUPLINGS (ACA, ACB, ACC)
POWER STEERING CPLGS. & TOC ASSEMBLIES
ADAPTERS
QUICK DISCONNECT COUPLERS
BALL VALVES
LIVE SWIVELS
ACCESSORIES
AIR BRAKE CPLGS. & ASSEMBLIES
KITS
BRASS

Male Flush Face Valve to Female British Pipe Parallel





Part No.	Descr.	Prod. No.			
G94915-0404	4MQFF-4FBPP	7252-87115	1/4-19	4568	18270
G94915-0808	8MQFF-8FBPP	7252-87125	1/2-14	3625	14500
G94915-1212	12MQFF-12FBPP	7252-87135	3/4-14	3625	14500
G94915-1616	16MQFF-16FBPP	7252-87145	1-11	2900	11600

Female Flush Face Valve to Female Pipe





Part No.	Descr.	Prod. No.			
G94921-0404	4FQFF-4FP	7252-87155	1/4-18	3000	12000
G94921-0606	6FQFF-6FP	7252-88035	3/8-18	3000	12000
G94921-0608	6FQFF-8FP	7252-88045	1/2-14	3000	12000
G94921-0808	8FQFF-8FP	7252-87165	1/2-14	3000	12000
G94921-0808P	8CPFQFF-8FP*	7252-87475	1/2-14	3000	12000
G94921-0812	8FQFF-12FP	7252-85225	3/4-14	3000	12000
G94921-0812P	8CPFQFF-12FP*	7252-85195	3/4-14	5076	20300
G94921-1212	12FQFF-12FP	7252-87175	3/4-14	3000	12000
G94921-1616	16FQFF-16FP	7252-87185	1-11 1/2	3000	12000

**Connect–under–pressure coupler.*

Female Flush Face Valve to Female Pipe - Cartridge Kit



Part No.	Descr.	Prod. No.			
G94921-0808K	8FQFF-8FPK	7252-85145	1/2-14	3000	12000
G94921-0808PK	8FQFF-8FPPK	7252-85105	1/2-14	3000	12000
G94921-0810K	8FQFF-10FPK	7252-85185	—	3000	12000
G94921-0812K	8FQFF-12FPK	7252-85165	3/4-14	3000	12000

Female Flush Face Valve to Female O-Ring Boss



Part No.	Descr.	Prod. No.			
G94922-0404	4FQFF-4FB	7252-87195	7/16-20	3000	12000
G94922-0608	6FQFF-8FB	7252-88055	3/4-16	3000	12000
G94922-0808	8FQFF-8FB	7252-87205	3/4-16	3000	12000
G94922-1012	10FQFF-12FB	7252-87225	1 1/16-12	3000	12000
G94922-1212	12FQFF-12FB	7252-87235	1 1/16-12	3000	12000
G94922-0808P	8CPFQFF-8FB*	7252-87485	3/4-16	3000	12000
G94922-0810P	8CPFQFF-10FB*	7252-87495	7/8-14	3000	12000
G94922-1616	16FQFF-16FB	7252-87245	1 5/16-12	3000	12000
G94922-0812	8FQFF-12FB	7252-87215	1 1/16-12	3000	12000
G94922-0812P	8CPFQFF-12FB*	7252-87505	1 1/16-12	3000	12000

**Connect–under–pressure coupler.*

HOSE/CPLG. SELECTION
EQUIPMENT
HOSE SPECIFICATION
GLOBALSPIRAL COUPLINGS
STAINLESS STEEL SPIRAL COUPLINGS
MEGACRIMP COUPLINGS
STAINLESS STEEL BRAID COUPLINGS
POWER CRIMP COUPLINGS
FIELD ATTACHABLE - TYPE T COUPLINGS
FIELD ATTACHABLE - C5 COUPLINGS
FIELD ATTACHABLE - LOCK-ON COUPLINGS
C14 COUPLINGS & ASSEMBLIES
GLP & GL COUPLINGS
GLX COUPLINGS
PCTS THERMOPLASTIC COUPLINGS
POLARSEAL COUPLINGS (ACA, ACB, ACC)
POWER STEERING CPLGS. & TOC ASSEMBLIES
ADAPTERS
QUICK DISCONNECT COUPLERS
BALL VALVES
LIVE SWIVELS
ACCESSORIES
AIR BRAKE CPLGS. & ASSEMBLIES
KITS
BRASS

Female Flush Face Valve to Female O-Ring Boss - Cartridge Kit





Part No.	Descr.	Prod. No.			
G94922-0808K	8FQFF-8FBK	7252-85155	3/4-16	3000	12000
G94922-0810PK	8FQFF-10FBPK	7252-85125	7/8-14	3000	12000
G94922-0812K	8FQFF-12FBK	7252-85175	1 1/16-12	3000	12000
G94922-0812PK	8FQFF-12FBPK	7252-85115	1 1/16-12	3000	12000

Female Flush Face to JIC 37° Flare Bulkhead





Part No.	Descr.	Prod. No.			
G94923-0810	8FQFF-10BKHD	7252-87415	7/8-14	3625	14500
G94923-1012	10FQFF-12BKHD	7252-87425	1 1/16-12	3625	14500

Female Flush Face Valve to Female British Pipe Parallel





Part No.	Descr.	Prod. No.			
G94925-0808	8FQFF-8FBPP	7252-87265	1/2-14	3625	14500
G94925-1212	12FQFF-12FBPP	7252-87275	3/4-14	3625	14500
G94925-1616	16FQFF-16FBPP	7252-87285	1-11	2900	11600

Female Flush Face Valve to Male JIC 37° Flare 90°





Part No.	Descr.	Prod. No.			
G94928-0806P	8FQFF-6MJ90P*	7252-85205	1/2-14	5076	20300

**Connect–under–pressure coupler.*

Female Flush Face Valve to Male JIC 37° Flare 90° - Cartridge Kit





Part No.	Descr.	Prod. No.	
G94928-0806PK	8FQFF-6MJ90K	7252-85135	1/2-14

HOSE/CPLG. SELECTION
EQUIPMENT
HOSE SPECIFICATION
GLOBALSPIRAL COUPLINGS
STAINLESS STEEL SPIRAL COUPLINGS
MEGACRIMP COUPLINGS
STAINLESS STEEL BRAID COUPLINGS
POWER CRIMP COUPLINGS
FIELD ATTACHABLE - TYPE T COUPLINGS
FIELD ATTACHABLE - C5 COUPLINGS
FIELD ATTACHABLE - LOCK-ON COUPLINGS
C14 COUPLINGS & ASSEMBLIES
GLP & GL COUPLINGS
GLX COUPLINGS
PCTS THERMOPLASTIC COUPLINGS
POLARSEAL COUPLINGS (ACA, ACB, ACC)
POWER STEERING CPLGS. & TOC ASSEMBLIES
ADAPTERS
QUICK DISCONNECT COUPLERS
BALL VALVES
LIVE SWIVELS
ACCESSORIES
AIR BRAKE CPLGS. & ASSEMBLIES
KITS
BRASS

Male Flush Face Valve





Part No.	Descr.	Prod. No.			
G95011-0606	6MQFFH-6FP	7252-88095	3/8-18	10000	20000
G95011-1212	12MQFFH-12FP	7252-88155	3/4-14	5000	10000
G95011-1616	16MQFFH-16FP	7252-88165	1-11 1/2	5000	10000
G95011-1616A	16MQFFH-16FPA*	7252-88325	1-11 1/2	5000	10000

**This coupling features a higher working pressure and flatter face for minimization of fluid loss.*

Female Flush Face Valve





Part No.	Descr.	Prod. No.			
G95021-0604	6FQFFH-4FP	7252-88105	1/4-18	10000	20000
G95021-0606	6FQFFH-6FP	7252-88115	3/8-18	10000	20000
G95021-1212	12FQFFH-12FP	7252-88185	3/4-14	5000	10000
G95021-1616	16FQFFH-16FP	7252-88195	1-11 1/2	5000	10000
G95021-1616A	16FQFFH-16FPA*	7252-88335	1-11 1/2	5000	10000

**This coupling features a higher working pressure and flatter face for minimization of fluid loss.*

Male (Brass) - Less Flange





Part No.	Descr.	Prod. No.			
⚠ G95111-1212	12MQW-12FP	7252-88525	3/4-14	3000	9000
⚠ G95111-1616	16MQW-16FP	7252-88535	1-11 1/2	3000	9000
⚠ G95111-2020	20MQW-20FP	7252-88545	1 1/4-11 1/2	2750	8250
⚠ G95111-2424	24MQW-24FP	7252-88555	1 1/2-11 1/2	2500	7500

⚠ **WARNING:** Cancer and Reproductive Harm - www.P65Warnings.ca.gov

Female (Brass) - Wing Nut (Brass)





Part No.	Descr.	Prod. No.			
⚠ G95121-1212	12FQW-12FP	7252-88585	3/4-14	3000	9000
⚠ G95121-1616	16FQW-16FP	7252-88595	1-11 1/2	3000	9000
⚠ G95121-2020	20FQW-20FP	7252-88605	1 1/4-11 1/2	2750	8250
⚠ G95121-2424	24FQW-24FP	7252-88615	1 1/2-11 1/2	2500	7500

⚠ **WARNING:** Cancer and Reproductive Harm - www.P65Warnings.ca.gov

HOSE/CPLG. SELECTION
EQUIPMENT
HOSE SPECIFICATION
GLOBALSPIRAL COUPLINGS
STAINLESS STEEL SPIRAL COUPLINGS
MEGACRIMP COUPLINGS
STAINLESS STEEL BRAID COUPLINGS
POWER CRIMP COUPLINGS
FIELD ATTACHABLE - TYPE T COUPLINGS
FIELD ATTACHABLE - C5 COUPLINGS
FIELD ATTACHABLE - LOCK-ON COUPLINGS
C14 COUPLINGS & ASSEMBLIES
GLP & GL COUPLINGS
GLX COUPLINGS
PCTS THERMOPLASTIC COUPLINGS
POLARSEAL COUPLINGS (ACA, ACB, ACC)
POWER STEERING CPLGS. & TOC ASSEMBLIES
ADAPTERS
QUICK DISCONNECT COUPLERS
BALL VALVES
LIVE SWIVELS
ACCESSORIES
AIR BRAKE CPLGS. & ASSEMBLIES
KITS
BRASS

Male Acme Flat Threads to Female Pipe





Part No.	Descr.	Prod. No.			
G95211-1212	12MQWH-12FP	7252-88745	3/4-14	5000	20000
G95211-1616	16MQWH-16FP	7252-88755	1-11 1/2	5000	20000
G95211-2020	20MQWH-20FP	7252-88765	1 1/4-11 1/2	5000	15000
G95211-2424	24MQWH-24FP	7252-88775	1 1/2-11 1/2	5000	15000
G95211-3232	32MQWH-32FP	7252-88785	2-11 1/2	5000	15000

Female Wing Nut to Female Pipe





Part No.	Descr.	Prod. No.			
G95221-1212	12FQWH-12FP*	7252-88795	3/4-14	5000	20000
G95221-1616	16FQWH-16FP	7252-88805	1-11 1/2	5000	20000
G95221-2020	20FQWH-20FP	7252-88815	1 1/4-11 1/2	5000	15000
G95221-2424	24FQWH-24FP	7252-88825	1 1/2-11 1/2	5000	15000
G95221-3232	32FQWH-32FP	7252-88835	2-11 1/2	5000	15000

**Features a hex nut on the coupler.*

Male Poppet Valve to Female Pipe

Recommended for MobileCrimp™ crimper–to–pump connection.



Part No.	Descr.	Prod. No.			
G95311-0606	6MQFFVH-6FP	7252-88315	3/8-18	14500	28000

Female Screw to Connect to Female Pipe



Part No.	Descr.	Prod. No.			
G95321-0606	6FQFFVH-6FP	7252-88305	3/8-18	14500	28000

HOSE/CPLG. SELECTION
EQUIPMENT
HOSE SPECIFICATION
GLOBALSPIRAL COUPLINGS
STAINLESS STEEL SPIRAL COUPLINGS
MEGACRIMP COUPLINGS
STAINLESS STEEL BRAID COUPLINGS
POWER CRIMP COUPLINGS
FIELD ATTACHABLE - TYPE T COUPLINGS
FIELD ATTACHABLE - C5 COUPLINGS
FIELD ATTACHABLE - LOCK-ON COUPLINGS
C14 COUPLINGS & ASSEMBLIES
GLP & GL COUPLINGS
GLX COUPLINGS
PCTS THERMOPLASTIC COUPLINGS
POLARSEAL COUPLINGS (ACA, ACB, ACC)
POWER STEERING CPLGS. & TOC ASSEMBLIES
ADAPTERS
QUICK DISCONNECT COUPLERS
BALL VALVES
LIVE SWIVELS
ACCESSORIES
AIR BRAKE CPLGS. & ASSEMBLIES
KITS
BRASS

Male Poppet Valve to Female Pipe





Part No.	Descr.	Prod. No.			
G95611-0404	4MQP-4FP	7252-89905	1/4-18	4600	18400
G95611-0606	6MQP-6FP	7252-89915	3/8-18	4600	18400
G95611-0808	8MQP-8FP	7252-89925	1/2-14	4000	16000
G95611-1212	12MQP-12FP	7252-89935	3/4-14	4000	16000
G95611-1616	16MQP-16FP	7252-89945	1-11 1/2	3000	12000

Female Poppet Valve to Female Pipe





Part No.	Descr.	Prod. No.			
G95621-0404	4FQP-4FP	7252-89955	1/4-18	4600	18400
G95621-0606	6FQP-6FP	7252-89965	3/8-18	4600	18400
G95621-0808	8FQP-8FP	7252-89975	1/2-14	4351	18854
G95621-1212	12FQP-12FP	7252-89985	3/4-14	4000	16000
G95621-1616	16FQP-16FP	7252-89995	1-11 1/2	3000	12000

O-Rings & Back-Up Rings

90 Durometer Hardness.
Includes 10 O-Rings and 10 Back-up O-Rings.

Caution: DO NOT USE these O–Rings with phosphate esters, diesters or phosphate ester emulsion hydraulic fluids. Instead, use O–Rings made of Viton, EPDM or CPE polymers or other materials compatible with the fluids.
These O–Rings are compounded from a Nitrile polymer for use with petroleum–based hydraulic fluids, water and glycol and oil–water emulsions.



Part No.	Descr.	Prod. No.
G95627-0004	4QDOR-4QDBR	7252-0009
G95627-0006	6QDOR-6QDBR	7252-0010
G95627-0008	8QDOR-8QDBR	7252-0011
G95627-0012	12QDOR-12QDBR	7252-0012
G95627-0016	16QDOR-16QDBR	7252-0013

HOSE/CPLG. SELECTION
EQUIPMENT
HOSE SPECIFICATION
GLOBALSPIRAL COUPLINGS
STAINLESS STEEL SPIRAL COUPLINGS
MEGACRIMP COUPLINGS
STAINLESS STEEL BRAID COUPLINGS
POWER CRIMP COUPLINGS
FIELD ATTACHABLE - TYPE T COUPLINGS
FIELD ATTACHABLE - C5 COUPLINGS
FIELD ATTACHABLE - LOCK-ON COUPLINGS
C14 COUPLINGS & ASSEMBLIES
GLP & GL COUPLINGS
GLX COUPLINGS
PCTS THERMOPLASTIC COUPLINGS
POLARSEAL COUPLINGS (ACA, ACB, ACC)
POWER STEERING CPLGS. & TOC ASSEMBLIES
ADAPTERS
QUICK DISCONNECT COUPLERS
BALL VALVES
LIVE SWIVELS
ACCESSORIES
AIR BRAKE CPLGS. & ASSEMBLIES
KITS
BRASS

John Deere Old Style to ISO Style





Part No.	Descr.	Prod. No.	
G95961-0808	8MJD-8FISO	7252-89615	3000

ISO Style to John Deere Old Style





Part No.	Descr.	Prod. No.	
G95962-0808	8MISO-8FJD	7252-89625	3000

International Harvester to John Deere Old Style





Part No.	Descr.	Prod. No.	
G95963-0808	8MIHC-8FJD	7252-89635	3000

International Harvester Old Style to ISO Style






Part No.	Descr.	Prod. No.	
G95964-0808	8MIHC-8FISO	7252-89645	3000

HOSE/CPLG. SELECTION
EQUIPMENT
HOSE SPECIFICATION
GLOBALSPIRAL COUPLINGS
STAINLESS STEEL SPIRAL COUPLINGS
MEGACRIMP COUPLINGS
STAINLESS STEEL BRAID COUPLINGS
POWER CRIMP COUPLINGS
FIELD ATTACHABLE - TYPE T COUPLINGS
FIELD ATTACHABLE - C5 COUPLINGS
FIELD ATTACHABLE - LOCK-ON COUPLINGS
C14 COUPLINGS & ASSEMBLIES
GLP & GL COUPLINGS
GLX COUPLINGS
PCTS THERMOPLASTIC COUPLINGS
POLARSEAL COUPLINGS (ACA, ACB, ACC)
POWER STEERING CPLGS. & TOC ASSEMBLIES
ADAPTERS
QUICK DISCONNECT COUPLERS
BALL VALVES
LIVE SWIVELS
ACCESSORIES
AIR BRAKE CPLGS. & ASSEMBLIES
KITS
BRASS

ISO Style to International Harvester Old Style



Part No.	Descr.	Prod. No.	
G95965-0808	8MISO-8FIHC	7252-89655	3000

ISO Style to John Deere Old Style - (Double Shutoff)



Part No.	Descr.	Prod. No.	
G95966-0808	8MISO-8FJDDSO	7252-89665	3000

ISO Style to International Harvester Old Style - (Double Shutoff)



Part No.	Descr.	Prod. No.	
G95967-0808	8MISO-8FIHCDSO	7252-89675	3000

Two Way Block Style - Female Pipe NPTF





Part No.	Descr.	Prod. No.	⟷ "		
G96110-0404	4FP-4FPBV	7317-00015	1/4	1/4-18	7350
G96110-0606	6FP-6FPBV	7317-00025	3/8	3/8-18	7350
G96110-0808	8FP-8FPBV	7317-00035	1/2	1/2-14	7350
G96110-1212	12FP-12FPBV	7317-00045	3/4	3/4-14	5880
G96110-1616	16FP-16FPBV	7317-00055	1	1-11 1/2	5145
G96110-2016	20FP-16FPBV	7317-00065	1	1 1/4-11 1/2	5145

Two Way Block Style - Female O-Ring Boss





Part No.	Descr.	Prod. No.	⟷ "		
G96115-0404	4FB-4FBBV	7317-00075	1/4	7/16-20	7350
G96115-0606	6FB-6FBBV	7317-00085	3/8	9/16-18	7350
G96115-0808	8FB-8FBBV	7317-00095	1/2	3/4-16	7350
G96115-1212	12FB-12FBBV	7317-00105	3/4	1 1/16-12	5880
G96115-1616	16FB-16FBBV	7317-00115	1	1 5/16-12	5145

HOSE/CPLG. SELECTION
EQUIPMENT
HOSE SPECIFICATION
GLOBALSPIRAL COUPLINGS
STAINLESS STEEL SPIRAL COUPLINGS
MEGACRIMP COUPLINGS
STAINLESS STEEL BRAID COUPLINGS
POWER CRIMP COUPLINGS
FIELD ATTACHABLE - TYPE T COUPLINGS
FIELD ATTACHABLE - C5 COUPLINGS
FIELD ATTACHABLE - LOCK-ON COUPLINGS
C14 COUPLINGS & ASSEMBLIES
GLP & GL COUPLINGS
GLX COUPLINGS
PCTS THERMOPLASTIC COUPLINGS
POLARSEAL COUPLINGS (ACA, ACB, ACC)
POWER STEERING CPLGS. & TOC ASSEMBLIES
ADAPTERS
QUICK DISCONNECT COUPLERS
BALL VALVES
LIVE SWIVELS
ACCESSORIES
AIR BRAKE CPLGS. & ASSEMBLIES
KITS
BRASS

Two Way Block Style - Code 61 O-Ring Flange





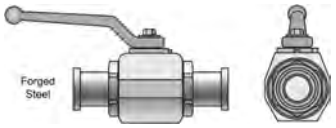

Part No.	Descr.	Prod. No.	⟷ "	Nom. Flg. Size "	
G96300-0808	8FL-8FLBV	7317-00215	1/2	0.50	3000
G96310-3232	32FL-32FLBV	7317-00265	2	2.00	3000

Two Way Block Style - Code 62 O-Ring Flange





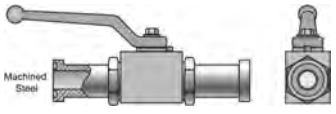

Part No.	Descr.	Prod. No.	⟷ "	Nom. Flg. Size "	
G96355-2020	20FLH-20FLHBV	7317-00305	1 1/4	1.25	6000

HOSE/CPLG. SELECTION
EQUIPMENT
HOSE SPECIFICATION
GLOBALSPIRAL COUPLINGS
STAINLESS STEEL SPIRAL COUPLINGS
MEGACRIMP COUPLINGS
STAINLESS STEEL BRAID COUPLINGS
POWER CRIMP COUPLINGS
FIELD ATTACHABLE - TYPE T COUPLINGS
FIELD ATTACHABLE - C5 COUPLINGS
FIELD ATTACHABLE - LOCK-ON COUPLINGS
C14 COUPLINGS & ASSEMBLIES
GLP & GL COUPLINGS
GLX COUPLINGS
PCTS THERMOPLASTIC COUPLINGS
POLARSEAL COUPLINGS (ACA, ACB, ACC)
POWER STEERING CPLGS. & TOC ASSEMBLIES
ADAPTERS
QUICK DISCONNECT COUPLERS
BALL VALVES
LIVE SWIVELS
ACCESSORIES
AIR BRAKE CPLGS. & ASSEMBLIES
KITS
BRASS

Two Way Round Style Large ID - Female Pipe NPTF



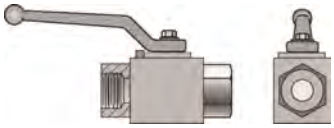

Part No.	Descr.	Prod. No.	⟷ "	|||	
G96120-2020	20FP-20FPBV	7317-00125	1 1/4	1 1/4-11 1/2	6175
G96120-2424	24FP-24FPBV	7317-00135	1 1/2	1 1/2-11 1/2	6175
G96120-3232	32FP-32FPBV	7317-00145	2	2-11 1/2	6175

Three Way Block Style - Female Pipe NPTF



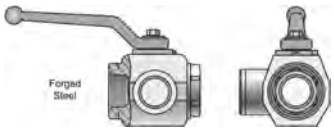

Part No.	Descr.	Prod. No.	⟷ "		
G96210-0404	4FP-4FP-4FPBV	7317-00155	1/4	1/4-18	5880
G96210-0606	6FP-6FP-6FPBV	7317-00165	3/8	3/8-18	5880
G96210-0808	8FP-8FP-8FPBV	7317-00175	1/2	1/2-14	5145
G96210-1212	12FP-12FP-12FPBV	7317-00185	3/4	3/4-14	5145
G96210-1616	16FP-16FP-16FPBV	7317-00195	1	1-11 1/2	5145
G96211-2020	20FP-20FP-20FPBV	7317-00205	1 1/4	1 1/4-11 1/2	5145

HOSE/CPLG. SELECTION
EQUIPMENT
HOSE SPECIFICATION
GLOBALSPIRAL COUPLINGS
STAINLESS STEEL SPIRAL COUPLINGS
MEGACRIMP COUPLINGS
STAINLESS STEEL BRAID COUPLINGS
POWER CRIMP COUPLINGS
FIELD ATTACHABLE - TYPE T COUPLINGS
FIELD ATTACHABLE - C5 COUPLINGS
FIELD ATTACHABLE - LOCK-ON COUPLINGS
C14 COUPLINGS & ASSEMBLIES
GLP & GL COUPLINGS
GLX COUPLINGS
PCTS THERMOPLASTIC COUPLINGS
POLARSEAL COUPLINGS (ACA, ACB, ACC)
POWER STEERING CPLGS. & TOC ASSEMBLIES
ADAPTERS
QUICK DISCONNECT COUPLERS
BALL VALVES
LIVE SWIVELS
ACCESSORIES
AIR BRAKE CPLGS. & ASSEMBLIES
KITS
BRASS

NOTES

Male Pipe to Female Pipe - 90°



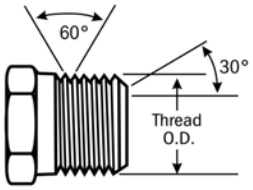

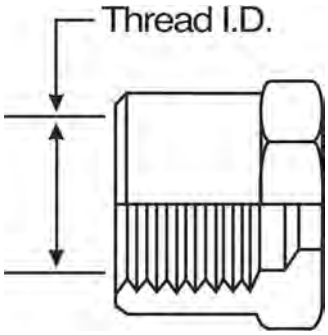

Part No.	Descr.	Prod. No.	End Type 1		End Type 2	
G93340-0606	6MP-6FP-LX90	7252-10175	MP	3/8-18	FP	3/8-18
G93340-0808	8MP-8FP-LX90	7252-10185	MP	1/2-14	FP	1/2-14
G93340-1212	12MP-12FP-LX90	7252-10195	MP	3/4-14	FP	3/4-14
G93340-1616	16MP-16FP-LX90	7252-10205	MP	1-11 1/2	FP	1-11 1/2

Male BSPP to Male BSPP



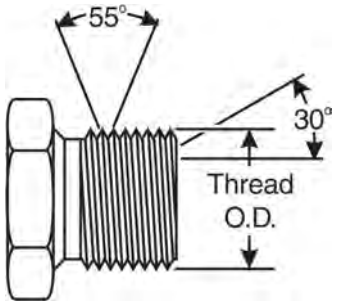

Part No.	Descr.	Prod. No.		End Type 1		End Type 2		Hex Shank	Hex Body	Overall Length	
								"	"	"	"
G93345-0808	8BSPP-8BSPP-LX	7252-12415	6000	MBSPP	1/2-14	MBSPP	1/2-14	3/4	1 5/16	3.44	1.53
G93345-1212	12BSPP-12BSPP-LX	7252-12425	6000	MBSPP	3/4-14	MBSPP	3/4-14	15/16	1 5/8	4.52	2.00
G93345-1616	16BSPP-16BSPP-LX	7252-12435	6000	MBSPP	1-11	MBSPP	1-11	1 3/16	1 7/8	5.06	2.22

HOSE/CPLG. SELECTION
EQUIPMENT
HOSE SPECIFICATION
GLOBALSPIRAL COUPLINGS
STAINLESS STEEL SPIRAL COUPLINGS
MEGACRIMP COUPLINGS
STAINLESS STEEL BRAID COUPLINGS
POWER CRIMP COUPLINGS
FIELD ATTACHABLE - TYPE T COUPLINGS
FIELD ATTACHABLE - C5 COUPLINGS
FIELD ATTACHABLE - LOCK-ON COUPLINGS
C14 COUPLINGS & ASSEMBLIES
GLP & GL COUPLINGS
GLX COUPLINGS
PCTS THERMOPLASTIC COUPLINGS
POLARSEAL COUPLINGS (ACA, ACB, ACC)
POWER STEERING CPLGS. & TOC ASSEMBLIES
ADAPTERS
QUICK DISCONNECT COUPLERS
BALL VALVES
LIVE SWIVELS
ACCESSORIES
AIR BRAKE CPLGS. & ASSEMBLIES
KITS
BRASS

Male JIC to Male JIC



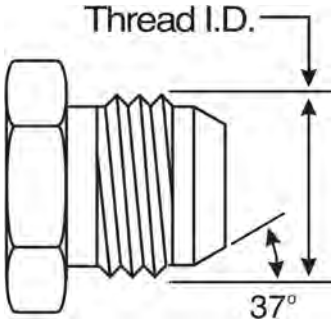

Part No.	Descr.	Prod. No.		End Type 1		End Type 2		Hex Shank	Hex Body	Overall Length	
								"	"	"	"
G93410-0606	6MJ-6MJ-LX	7252-12345	6000	MJ	9/16-18	MJ	9/16-18	1/2	1	2.91	1.25
G93410-0808	8MJ-8MJ-LX	7252-12355	6000	MJ	3/4-16	MJ	3/4-16	11/16	1 1/4	3.88	1.50
G93410-1212	12MJ-12MJ-LX	7252-12365	6000	MJ	1 1/16-12	MJ	1 1/16-12	15/16	1 5/8	4.94	2.00
G93410-1616	16MJ-16MJ-LX	7252-12375	6000	MJ	1 5/16-12	MJ	1 5/16-12	1 3/16	1 7/8	5.56	2.22
G93410-3232	32MJ-32MJ-LX	7252-12405	3000	MJ	2 1/2-12	MJ	2 1/2-12	2 5/16	3 1/4	7.69	3.88

Male JIC to Male JIC - 90°



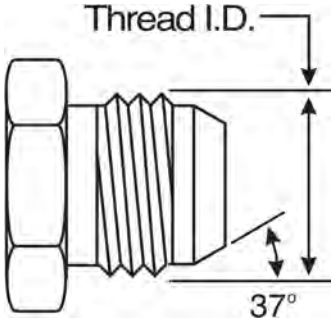

Part No.	Descr.	Prod. No.	End Type 1		End Type 2	
G93415-0808	8MJ-8MJ-LX90	7252-10255	MJ	3/4-16	MJ	3/4-16
G93415-1212	12MJ-12MJ-LX90	7252-10265	MJ	1 1/16-12	MJ	1 1/16-12
G93415-1616	16MJ-16MJ-LX90	7252-10275	MJ	1 5/16-12	MJ	1 5/16-12
G93415-2020	20MJ-20MJ-LX90	7252-10285	MJ	1 5/8-12	MJ	1 5/8-12

Male JIC to Male JIC - 90° Short



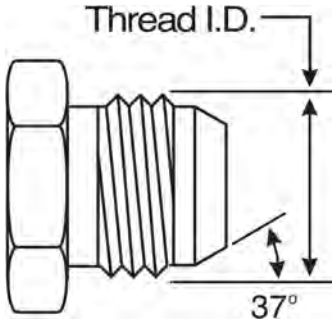

Part No.	Descr.	Prod. No.	End Type 1		End Type 2	
G93420-0606	6MJ-6MJ-LX90S	7252-10095	MJ	9/16-18	MJ	9/16-18
G93420-0808	8MJ-8MJ-LX90S	7252-10105	MJ	3/4-16	MJ	3/4-16
G93420-1212	12MJ-12MJ-LX90S	7252-10115	MJ	1 1/16-12	MJ	1 1/16-12
G93420-1616	16MJ-16MJ-LX90S	7252-10125	MJ	1 5/16-12	MJ	1 5/16-12

Male JIC to Female JIC/Boss



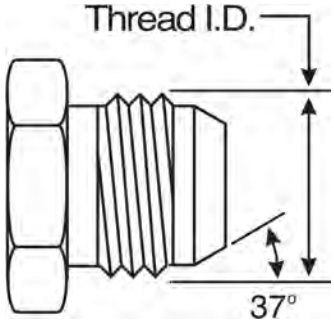

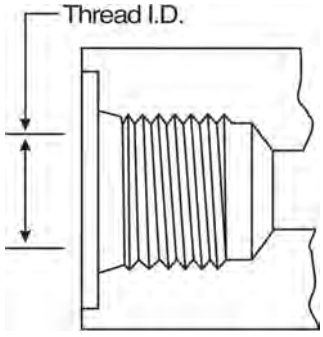

Part No.	Descr.	Prod. No.		End Type 1		End Type 2		Hex Shank	Hex Body	Overall Length	
								"	"	"	"
G93450-0808	8MJ-8FJ/FB-LX	7252-12285	6000	MJ	3/4-16	FJ/FB	3/4-16	11/16	1 1/4	3.31	1.50
G93450-1212	12MJ-12FJ/FB-LX	7252-12295	6000	MJ	1 1/16-12	FJ/FB	1 1/16-12	15/16	1 5/8	4.12	2.00
G93450-1616	16MJ-16FJ/FB-LX	7252-12305	6000	MJ	1 5/16-12	FJ/FB	1 5/16-12	1 7/8	1 7/8	4.63	2.22
G93450-2020	20MJ-20FJ/FB-LX	7252-12315	5500	MJ	1 5/8-12	FJ/FB	1 5/8-12	1 1/2	2 3/8	5.12	2.75

HOSE/CPLG. SELECTION
EQUIPMENT
HOSE SPECIFICATION
GLOBALSPIRAL COUPLINGS
STAINLESS STEEL SPIRAL COUPLINGS
MEGACRIMP COUPLINGS
STAINLESS STEEL BRAID COUPLINGS
POWER CRIMP COUPLINGS
FIELD ATTACHABLE - TYPE T COUPLINGS
FIELD ATTACHABLE - C5 COUPLINGS
FIELD ATTACHABLE - LOCK-ON COUPLINGS
C14 COUPLINGS & ASSEMBLIES
GLP & GL COUPLINGS
GLX COUPLINGS
PCTS THERMOPLASTIC COUPLINGS
POLARSEAL COUPLINGS (ACA, ACB, ACC)
POWER STEERING CPLGS. & TOC ASSEMBLIES
ADAPTERS
QUICK DISCONNECT COUPLERS
BALL VALVES
LIVE SWIVELS
ACCESSORIES
AIR BRAKE CPLGS. & ASSEMBLIES
KITS
BRASS

Male JIC to Female Boss - 90°



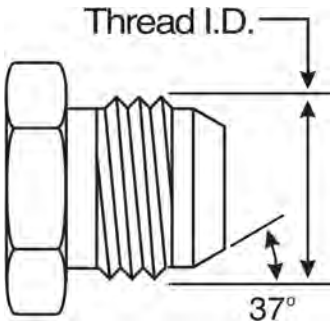

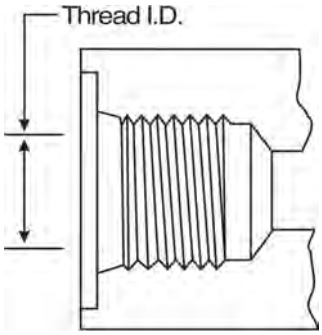

Part No.	Descr.	Prod. No.	End Type 1		End Type 2	
G93455-0808	8MJ-8FB-LX90	7252-10215	MJ	3/4-16	FB	3/4-16
G93455-1212	12MJ-12FB-LX90	7252-10225	MJ	1 1/16-12	FB	1 1/16-12
G93455-1616	16MJ-16FB-LX90	7252-10235	MJ	1 5/16-12	FB	1 5/16-12
G93455-2020	20MJ-20FB-LX90	7252-10245	MJ	1 5/8-12	FB	1 5/8-12

Male Boss to Female JIC/Boss - 90° Short



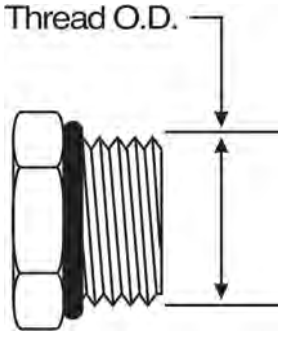

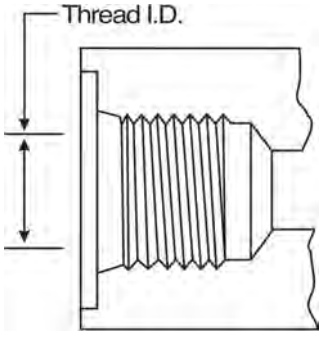

Part No.	Descr.	Prod. No.	End Type 1		End Type 2	
G93460-0606	6MB-6FJ/FB-LX90S	7252-10015	MB	9/16-18	FJ/FB	9/16-18
G93460-0808	8MB-8FJ/FB-LX90S	7252-10025	MB	3/4-16	FJ/FB	3/4-16
G93460-1212	12MB-12FJ/FB-LX90S	7252-10035	MB	1 1/16-12	FJ/FB	1 1/16-12
G93460-1616	16MB-16FJ/FB-LX90S	7252-10045	MB	1 5/16-12	FJ/FB	1 5/16-12

Male JIC to Female Pipe



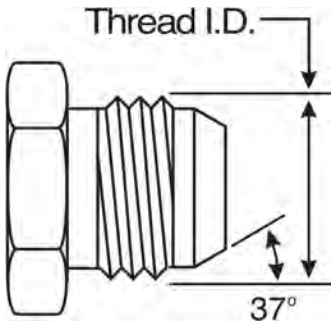

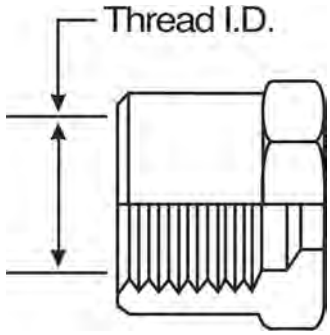

Part No.	Descr.	Prod. No.		End Type 1		End Type 2		Hex Shank	Hex Body	Overall Length	
								"	"	"	"
G93510-0808	8MJ-8FP-LX	7252-12255	6000	MJ	3/4-16	FP	1/2-14	11/16	1 1/4	3.31	1.50
G93510-1212	12MJ-12FP-LX	7252-12265	6000	MJ	1 1/16-12	FP	3/4-14	15/16	1 5/8	4.19	2.00
G93510-1616	16MJ-16FP-LX	7252-12275	6000	MJ	1 5/16-12	FP	1-11 1/2	1 7/8	1 7/8	4.88	2.22

Male Boss to Female Pipe - 90° Short



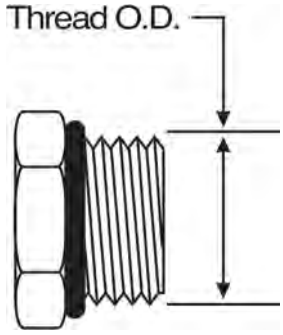

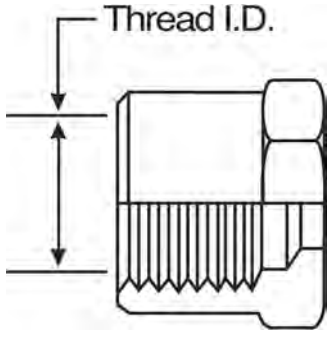

Part No.	Descr.	Prod. No.	End Type 1		End Type 2	
G93520-1616	16MB-16FP-LX90S	7252-10165	MB	1 5/16-12	FP	1-11 1/2

HOSE/CPLG. SELECTION
EQUIPMENT
HOSE SPECIFICATION
GLOBALSPIRAL COUPLINGS
STAINLESS STEEL SPIRAL COUPLINGS
MEGACRIMP COUPLINGS
STAINLESS STEEL BRAID COUPLINGS
POWER CRIMP COUPLINGS
FIELD ATTACHABLE - TYPE T COUPLINGS
FIELD ATTACHABLE - C5 COUPLINGS
FIELD ATTACHABLE - LOCK-ON COUPLINGS
C14 COUPLINGS & ASSEMBLIES
GLP & GL COUPLINGS
GLX COUPLINGS
PCTS THERMOPLASTIC COUPLINGS
POLARSEAL COUPLINGS (ACA, ACB, ACC)
POWER STEERING CPLGS. & TOC ASSEMBLIES
ADAPTERS
QUICK DISCONNECT COUPLERS
BALL VALVES
LIVE SWIVELS
ACCESSORIES
AIR BRAKE CPLGS. & ASSEMBLIES
KITS
BRASS

Male Boss to Male JIC - 90° Short



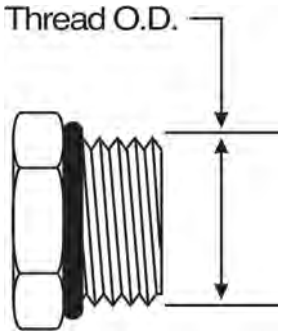

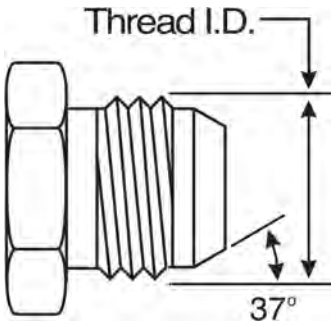

Part No.	Descr.	Prod. No.	End Type 1		End Type 2	
G93530-0606	6MB-6MJ-LX90S	7252-10055	MB	9/16-18	MJ	9/16-18
G93530-0808	8MB-8MJ-LX90S	7252-10065	MB	3/4-16	MJ	3/4-16
G93530-1212	12MB-12MJ-LX90S	7252-10075	MB	1 1/16-12	MJ	1 1/16-12
G93530-1616	16MB-16MJ-LX90S	7252-10085	MB	1 5/16-12	MJ	1 5/16-12

Male ORFS to Female ORFS



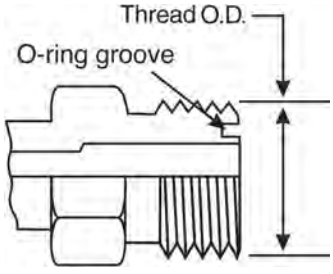

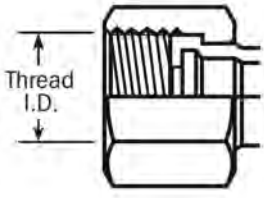

Part No.	Descr.	Prod. No.		End Type 1		End Type 2		Hex Shank	Hex Body	Overall Length	
								"	"	"	"
G93724-1212	12MFFOR-12FFORX-LX	7252-12445	6000	MFFOR	1 3/16-12	FFORX	1 3/16-12	1 1/16	1 3/4	3.86	2.09
G93724-1616	16MFFOR-16FFORX-LX	7252-12455	6000	MFFOR	1 7/16-12	FFORX	1 7/16-12	1 5/16	2	4.38	2.31

Male ORFS to Male ORFS



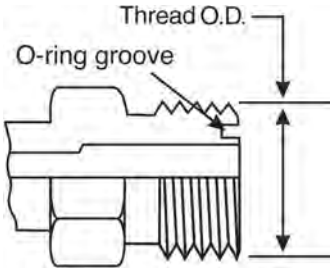

Part No.	Descr.	Prod. No.		End Type 1		End Type 2		Hex Shank	Hex Body	Overall Length	
								"	"	"	"
G93742-0808	8MFFOR-8MFFOR-LX	7252-12465	6000	MFFOR	13/16-16	MFFOR	13/16-16	3/4	15/16	3.50	1.53
G93742-1212	12MFFOR-12MFFOR-LX	7252-12475	6000	MFFOR	1 3/16-12	MFFOR	1 3/16-12	1 1/16	1 3/4	4.52	2.09
G93742-1616	16MFFOR-16MFFOR-LX	7252-12485	6000	MFFOR	1 7/16-12	MFFOR	1 7/16-12	1 5/16	2	5.12	2.31

HOSE/CPLG. SELECTION
EQUIPMENT
HOSE SPECIFICATION
GLOBALSPIRAL COUPLINGS
STAINLESS STEEL SPIRAL COUPLINGS
MEGACRIMP COUPLINGS
STAINLESS STEEL BRAID COUPLINGS
POWER CRIMP COUPLINGS
FIELD ATTACHABLE - TYPE T COUPLINGS
FIELD ATTACHABLE - C5 COUPLINGS
FIELD ATTACHABLE - LOCK-ON COUPLINGS
C14 COUPLINGS & ASSEMBLIES
GLP & GL COUPLINGS
GLX COUPLINGS
PCTS THERMOPLASTIC COUPLINGS
POLARSEAL COUPLINGS (ACA, ACB, ACC)
POWER STEERING CPLGS. & TOC ASSEMBLIES
ADAPTERS
QUICK DISCONNECT COUPLERS
BALL VALVES
LIVE SWIVELS
ACCESSORIES
AIR BRAKE CPLGS. & ASSEMBLIES
KITS
BRASS

HOSE/CPLG. SELECTION
EQUIPMENT
HOSE SPECIFICATION
GLOBALSPIRAL COUPLINGS
STAINLESS STEEL SPIRAL COUPLINGS
MEGACRIMP COUPLINGS
STAINLESS STEEL BRAID COUPLINGS
POWER CRIMP COUPLINGS
FIELD ATTACHABLE - TYPE T COUPLINGS
FIELD ATTACHABLE - C5 COUPLINGS
FIELD ATTACHABLE - LOCK-ON COUPLINGS
C14 COUPLINGS & ASSEMBLIES
GLP & GL COUPLINGS
GLX COUPLINGS
PCTS THERMOPLASTIC COUPLINGS
POLARSEAL COUPLINGS (ACA, ACB, ACC)
POWER STEERING CPLGS. & TOC ASSEMBLIES
ADAPTERS
QUICK DISCONNECT COUPLERS
BALL VALVES
LIVE SWIVELS
ACCESSORIES
AIR BRAKE CPLGS. & ASSEMBLIES
KITS
BRASS

NOTES

LifeGuard™ Sleeves

3000 psi (3K); 4000 psi (4K); 5000 psi (5K)





Part No.	Descr.	Prod. No.	⟷ "	Standard Pack
G81102-0014	14LG3K	7277-1850	0.71	120
G81102-0016	16LG3K	7277-1851	0.91	120
G81102-0020	20LG3K	7277-1852	1.06	120
G81102-0022	22LG3K	7277-1853	1.35	120
G81102-0026	26LG3K	7277-1854	1.50	120
G81102-0032	32LG3K	7277-1855	1.99	120
G81104-0014	14LG4K	7277-1960	0.88	120
G81104-0016	16LG4K	7277-1961	1.03	120
G81104-0020	20LG4K	7277-1962	1.22	120
G81104-0022	22LG4K	7277-1963	1.26	120
G81104-0026	26LG4K	7277-1964	1.59	120
G81104-0032	32LG4K	7277-1965	1.99	120
G81105-0014	14LG5K	7277-1950	0.88	120
G81105-0016	16LG5K	7277-1951	1.03	120
G81105-0020	20LG5K	7277-1952	1.22	120
G81105-0022	22LG5K	7277-1953	1.35	120
G81105-0026	26LG5K	7277-1954	1.59	120

HOSE/CPLG. SELECTION
EQUIPMENT
HOSE SPECIFICATION
GLOBALSPIRAL COUPLINGS
STAINLESS STEEL SPIRAL COUPLINGS
MEGACRIMP COUPLINGS
STAINLESS STEEL BRAID COUPLINGS
POWER CRIMP COUPLINGS
FIELD ATTACHABLE - TYPE T COUPLINGS
FIELD ATTACHABLE - C5 COUPLINGS
FIELD ATTACHABLE - LOCK-ON COUPLINGS
C14 COUPLINGS & ASSEMBLIES
GLP & GL COUPLINGS
GLX COUPLINGS
PCTS THERMOPLASTIC COUPLINGS
POLARSEAL COUPLINGS (ACA, ACB, ACC)
POWER STEERING CPLGS. & TOC ASSEMBLIES
ADAPTERS
QUICK DISCONNECT COUPLERS
BALL VALVES
LIVE SWIVELS
ACCESSORIES
AIR BRAKE CPLGS. & ASSEMBLIES
KITS
BRASS

LifeGuard™ Clamp Collar





Part No.	Descr.	Prod. No.	⟷ "
G81995-0104	4SC-1	7334-60035	0.86
G81995-0106	6SC-1	7334-60125	1.00
G81995-0108	8SC-1	7334-60315	1.18
G81995-0110	10SC-1	7334-60545	1.40
G81995-0112	12SC-1	7334-60755	1.62
G81995-0210	10SC-2	7334-60515	1.26
G81995-0212	12SC-2	7334-60715	1.45
G81995-0306	6SC-3	7334-60145	1.05
G81995-0406	6SC-4	7334-60155	1.15
G81995-0408	8SC-4	7334-60555	1.62
G81995-0410	10SC-4	7334-60565	2.37
G81995-0412	12SC-4	7334-60575	1.87
G81995-0416	16SC-4	7334-60585	1.40
G81995-0406S	6SC-4-SS*	7334-48535	1.15
G81995-0408S	8SC-4-SS*	7334-48545	1.40
G81995-0410S	10SC-4-SS*	7334-48605	1.62
G81995-0412S	12SC-4-SS*	7334-48615	1.87
G81995-0516S	16SC-5-SS*	7334-48815	2.09

**Stainless steel*

Nylon Sleeve Guard

Do not use the Nylon Sleeve where ambient temperatures exceed 250°F.

Description: Gates Nylon Sleeves perform a dual role: (1) they provide excellent abrasion resistance to protect individual hose; and (2) they can be used to bundle several hose assemblies together for maximum protection. Downtime and maintenance costs are reduced. These Nylon Sleeves are unique because they form an extra protective layer against abrasive forces. Specifically, thousands of tiny Nylon filaments, woven into the texturized yarn, "frizz" into a self–renewing shield that is extremely resistant to severe abrasion. This nylon sleeving has MSHA flame–resistance approval. Add 1/8" for installation.





Part No.	Descr.	Prod. No.	⊖ "	Standard Pack
G81800-0010	HG-10	7277-1067	0.68	300
G81800-0014	HG-14	7277-1010	0.90	300
G81800-0016	HG-16	7277-1011	1.06	300
G81800-0020	HG-20	7277-1012	1.22	300
G81800-0024	HG-24	7277-1013	1.42	300
G81800-0026	HG-26	7277-1377	1.59	300
G81800-0028	HG-28	7277-1014	1.81	300
G81800-0032	HG-32	7277-1015	2.19	300
G81800-0038	HG-38	7277-1016	2.38	300
G81800-0042	HG-42	7277-1018	2.62	300
G81800-0046	HG-46	7277-1024	2.88	300
G81801-0054	HG-54	7277-0002	3.38	300
G81800-0064	HG-64	7277-1276	4.40	100
G81801-0014	HG-14 X25FT	7277-1278	0.90	25
G81801-0016	HG-16 X25FT	7277-1279	1.06	25
G81801-0020	HG-20 X25FT	7277-1280	1.22	25
G81801-0024	HG-24 X25FT	7277-1281	1.42	25
G81801-0026	HG-26 X25FT	7277-1378	1.59	25
G81801-0028	HG-28 X25FT	7277-1282	1.81	25
G81801-0032	HG-32 X25FT	7277-1283	2.19	25
G81801-0038	HG-38 X25FT	7277-1284	2.38	25

NOTE: Be sure to heat the cut edges of the Nylon Hose Sleeve. You may have to use a banded clamp or nylon tie to fasten the sleeve securely.

HOSE/CPLG. SELECTION
EQUIPMENT
HOSE SPECIFICATION
GLOBALSPIRAL COUPLINGS
STAINLESS STEEL SPIRAL COUPLINGS
MEGACRIMP COUPLINGS
STAINLESS STEEL BRAID COUPLINGS
POWER CRIMP COUPLINGS
FIELD ATTACHABLE - TYPE T COUPLINGS
FIELD ATTACHABLE - C5 COUPLINGS
FIELD ATTACHABLE - LOCK-ON COUPLINGS
C14 COUPLINGS & ASSEMBLIES
GLP & GL COUPLINGS
GLX COUPLINGS
PCTS THERMOPLASTIC COUPLINGS
POLARSEAL COUPLINGS (ACA, ACB, ACC)
POWER STEERING CPLGS. & TOC ASSEMBLIES
ADAPTERS
QUICK DISCONNECT COUPLERS
BALL VALVES
LIVE SWIVELS
ACCESSORIES
AIR BRAKE CPLGS. & ASSEMBLIES
KITS
BRASS

Polysleeve™ High Density Thermoplastic Hose Guard

Description: Gates PolySleeve is a spiral wrap designed to protect or bundle hose for appearance and safety. PolySleeve protects hose from chaffing, rubbing, crushing, ultraviolet rays and other hazards that cause hose failures. It can be an easy and economical way to protect equipment, reduce downtime, improve sighting and improve overall appearance. PolySleeve can be installed easily – even after the hose assembly or assemblies are in place. The edges are rounded, so installers won't cut their hands. Just wrap a section of Gates PolySleeve in the abrasion area or wrap it around any number of hose for better appearance or safety. It is offered in either black or yellow in a full range of sizes.
This product is made of heavy–wall, high–density polyethylene (HDPE) and has a wide temperature range. At –40°F it starts to become somewhat brittle, and at 280°F it starts to become soft. After temperature is normalized, PolySleeve returns to its original state quickly. PolySleeve is made with an anti–static material, so it won't build up a static charge.

Features Advantages: Available in two colors (black and yellow), multiple sizes for individual hose or bundling. Comes with rounded edges both inside and out for added safety. Easy to install before or after assembly fabrication or installation. Effective temperature range from –40°F to +280°F (–40°C to +130°C). Guards against harsh environmental conditions for reduced downtime. Safe, affordable protection for hydraulic and pneumatic lines.





Part No.	Descr.	Prod. No.	Color	Coil I.D.	Fits Max. Hose O.D.	Fits Min. Hose O.D.	Thickness	Width	Standard Pack
				"	"	"	"	"	
G80901-0006	6PSB POLY SLEEVE	7277-1174	Black	0.38	0.52	0.38	0.06	0.38	165
G80902-0006	6PSY POLY SLEEVE	7277-1185	Yellow	0.38	0.52	0.38	0.06	0.38	165
G80901-0008	8PSB POLY SLEEVE	7277-1175	Black	0.50	0.64	0.52	0.07	0.56	66
G80902-0008	8PSY POLY SLEEVE	7277-1186	Yellow	0.50	0.64	0.52	0.07	0.56	66
G80901-0012	12PSB POLY SLEEVE	7277-1176	Black	0.63	0.85	0.63	0.08	0.63	66
G80902-0012	12PSY POLY SLEEVE	7277-1187	Yellow	0.63	0.85	0.63	0.08	0.63	66
G80901-0016	16PSB POLY SLEEVE	7277-1177	Black	0.84	1.08	0.86	0.08	0.88	66
G80902-0016	16PSY POLY SLEEVE	7277-1188	Yellow	0.84	1.08	0.86	0.08	0.88	66
G80901-0020	20PSB POLY SLEEVE	7277-1178	Black	1.06	1.35	1.10	0.10	0.94	66
G80902-0020	20PSY POLY SLEEVE	7277-1189	Yellow	1.06	1.35	1.10	0.10	0.94	66
G80901-0024	24PSB POLY SLEEVE	7277-1179	Black	1.34	1.74	1.36	0.12	1.19	66
G80902-0024	24PSY POLY SLEEVE	7277-1190	Yellow	1.34	1.74	1.36	0.12	1.88	66
G80901-0028	28PSB POLY SLEEVE	7277-1180	Black	1.73	2.18	1.75	0.12	1.44	66
G80902-0028	28PSY POLY SLEEVE	7277-1191	Yellow	1.73	2.18	1.75	0.12	1.48	66
G80901-0036	36PSB POLY SLEEVE	7277-1181	Black	2.17	2.61	2.19	0.16	1.50	66
G80902-0036	36PSY POLY SLEEVE	7277-1192	Yellow	2.17	2.61	2.19	0.16	1.50	66
G80901-0044	44PSB POLY SLEEVE	7277-1182	Black	2.60	3.11	2.62	0.18	1.69	66
G80902-0044	44PSY POLY SLEEVE	7277-1193	Yellow	2.60	3.11	2.62	0.18	1.69	66
G80901-0048	48PSB POLY SLEEVE	7277-1183	Black	3.10	3.95	3.12	0.22	1.88	66
G80902-0048	48PSY POLY SLEEVE	7277-1194	Yellow	3.10	3.95	3.12	0.22	1.88	66
G80901-0056	56PSB POLY SLEEVE	7277-1184	Black	3.90	4.25	3.95	0.22	2.25	40
G80902-0056	56PSY POLY SLEEVE	7277-1195	Yellow	3.90	4.25	3.95	0.22	2.25	40

Plastic Protective Coil Sleeves

Description: Economical, lightweight plastic sleeving protects hose from water, air, gasoline and hydraulic fluids. Effective temperature range from –40°F to +250°F (–40°C to +121°C).





Part No.	Descr.	Prod. No.	A Coil I.D.	B Strip Width	Thickness	Standard Pack
			"	"	"	
G81900-0004	1/4" CS1151-100FT	7277-1151	0.25	0.25	0.04	100
G81900-0006	3/8" CS1152-100FT	7277-1152	0.38	0.25	0.04	100
G81900-0008	1/2" CS1153-100FT	7277-1153	0.50	0.38	0.07	100
G81900-0010	5/8" CS1154-50FT	7277-1154	0.63	0.38	0.07	50
G81900-0012	3/4" CS1155-50FT	7277-1155	0.75	0.38	0.07	50
G81900-0016	1" CS1156-50FT	7277-1156	1.00	0.63	0.12	50
G81900-0022	1-3/8" CS1157-25FT	7277-1157	1.38	0.63	0.12	25
G81900-0030	1-7/8" CS1158-25FT	7277-1158	1.88	0.63	0.12	25

Plated Flat Armor Spring Guards

Description: For proper spring guard selection compare the outside diameter of the hose to the inside diameter of the spring guard. Allow 1/32" for installation.



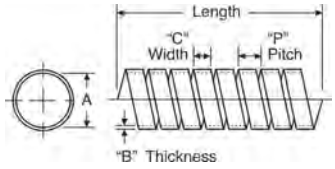

Part No.	Descr.	Prod. No.	A (+.015)	B	C	P	Standard Pack
			"	"	"	"	
G82801-0008	35/64" FSG-25FT	7277-0500	0.55	0.02	0.38	0.50	5500
G82801-0009	21/32" FSG-25FT	7277-0501	0.66	0.02	0.38	0.50	5000
G82801-0010	39/64" FSG-25FT	7277-0533	0.61	0.03	0.25	0.38	2500
G82801-0011	22/32" FSG-25FT	7277-0502	0.72	0.02	0.38	0.50	4250
G82801-0012	13/16" FSG-25FT	7277-0503	0.81	0.03	0.25	0.38	2500
G82801-0013	51/64" FSG-25FT	7277-0534	0.80	0.03	0.38	0.50	2500
G82801-0014	7/8" FSG-25FT	7277-0504	0.88	0.03	0.50	0.38	2500
G82801-0015	61/64" FSG-25FT	7277-0505	0.95	0.03	0.50	0.63	2500
G82801-0016	1" FSG-25FT	7277-0506	1.00	0.03	0.50	0.63	2000
G82801-0017	1-3/32" FSG-25FT	7277-0530	1.10	0.03	0.50	0.63	2000
G82801-0019	1-7/32" FSG-25FT	7277-0507	1.22	0.03	0.50	0.63	1800
G82801-0020	1-9/32" FSG-25FT	7277-0508	1.28	0.03	0.50	0.63	1625
G82801-0022	1-3/8" FSG-25FT	7277-0532	1.38	0.03	0.50	0.63	1250
G82801-0025	1-9/16" FSG-25FT	7277-0520	1.56	0.03	0.50	0.63	1000
G82801-0026	1-5/8" FSG-25FT	7277-0509	1.63	0.03	0.50	0.63	1000
G82801-0033	2-3/32" FSG-10FT	7277-0527	2.09	0.03	0.50	0.63	650
G82801-0037	2-11/32" FSG-5FT	7277-0528	2.34	0.03	0.50	0.63	600
G82801-0046	2-7/8" FSG-5FT	7277-0526	2.88	0.03	0.50	0.38	300

Plated Wire Spring Guards

Description: For proper spring guard selection compare the outside diameter of the hose to the inside diameter of the spring guard. Allow 1/32" for installation.



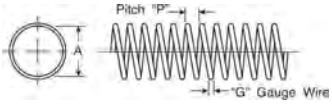

Part No.	Descr.	Prod. No.	A (+.015) "	G "	P "	Standard Pack
G83801-0009	35/64" RSG-25FT	7277-0521	0.55	14 (0.08)	0.22	5000
G83801-0010	49/64" RSG-25FT	7277-0510	0.68	14 (0.08)	0.22	4500
G83801-0011	11/16" RSG-25FT	7277-0535	0.68	16 (0.07)	0.22	2500
G83801-0012	47/64" RSG-25FT	7277-0511	0.74	14 (0.08)	0.22	4000
G83801-0014	55/64" RSG-25FT	7277-0512	0.85	14 (0.08)	0.22	3000
G83801-0015	59/64" RSG-25FT	7277-0513	0.92	14 (0.08)	0.22	3000
G83801-0016	63/64" RSG-25FT	7277-0514	0.98	14 (0.08)	0.22	2500
G83801-0017	1-3/64" RSG-25FT	7277-0515	1.04	14 (0.08)	0.22	2500
G83801-0018	1-1/8" RSG-25FT	7277-0522	1.12	14 (0.08)	0.22	2500
G83801-0020	1-9/32" RSG-25FT	7277-0516	1.28	11 (0.12)	0.34	1500
G83801-0021	1-11/32" RSG-25FT	7277-0517	1.34	11 (0.12)	0.34	1375
G83801-0025	1-37/64" RSG-25FT	7277-0518	1.58	11 (0.12)	0.34	1250
G83801-0026	1-5/8" RSG-25FT	7277-0519	1.63	11 (0.12)	0.34	1000
G83801-0029	1-27/32" RSG-10FT	7277-0524	1.85	14 (0.08)	0.41	1000
G83801-0034	2-1/8" RSG-7FT	7277-0548	2.12	11 (0.12)	0.34	700
G83801-0040	2-7/64" RSG-7FT	7277-0523	2.11	14 (0.08)	0.41	1001

HeatGuard™ Tape

Description: HeatGuard Tape is designed to provide a non–adhesive insulating wrap that can be used as a substitute for HeatGuard protective sheathing, offering resistance to molten metal splash, radiant heat, abrasion, corrosive atmosphere, moisture, chemicals, vibration and electricity. HeatGuard Tape is white knitted fiberglass yarn woven in a flat strip and coated on one side with iron oxide red silicone rubber with a nominal thickness of 0.147".

Temperature Range: Rated for 500°F (260°C) continuous exposure, up to 2000°F (1093°C) for 15–20 minutes and up to 3000°F (1650°C) for 15–30 seconds.



Part No.	Descr.	Prod. No.	Standard Pack
G81100-0100	HTG 1-INCH WIDE HEATGUARD TAPE	7277-0010	100
G81100-0200	HTG 2-INCH WIDE HEATGUARD TAPE	7277-0011	100
G81100-0300	HTG 3-INCH WIDE HEATGUARD TAPE	7277-0012	100
G81100-0400	HTG 4-INCH WIDE HEATGUARD TAPE	7277-0013	100
G81100-0500	HTG 5-INCH WIDE HEATGUARD TAPE	7277-0014	100

HeatGuard™ Protective Sheathing

Description: HeatGuard is a completely not–asbestos, heat–resistant, protective sleeving. It goes on easily over most hose and couplings, with only hose clamps or wire ties required for fastening. Best of all, HeatGuard can pay for itself in reduced replacement and maintenance costs. Nominal wall thickness – 0.135". It is available in two grades – HeatGuard and HeatGuard Hi–Temp. Contact Hose Product Application for details.

Temperature Range: HeatGuard coated fiberglass; –65°F to +500°F (–54°C to +260°C).



Part No.	Descr.	Prod. No.	⟷ "	Standard Pack
G81100-0004	HTG-4	7277-1571	0.25	400
G81100-0006	HTG-6	7277-1573	0.38	400
G81100-0008	HTG-8	7277-1575	0.50	400
G81100-0009	HTG-9	7277-1576	0.56	300
G81100-0010	HTG-10	7277-1577	0.62	300
G81100-0011	HTG-11	7277-1578	0.69	300
G81100-0012	HTG-12	7277-1579	0.75	300
G81100-0013	HTG-13	7277-1580	0.81	300
G81100-0014	HTG-14	7277-1581	0.88	300
G81100-0015	HTG-15	7277-1582	0.94	250
G81100-0016	HTG-16	7277-1196	1.00	250
G81100-0018	HTG-18	7277-1197	1.12	250
G81100-0020	HTG-20	7277-1583	1.25	50
G81100-0022	HTG-22	7277-1584	1.38	50
G81100-0024	HTG-24	7277-1585	1.50	50
G81100-0026	HTG-26	7277-1586	1.62	50
G81100-0028	HTG-28	7277-1587	1.75	50
G81100-0030	HTG-30	7277-1588	1.88	50
G81100-0032	HTG-32	7277-1589	2.00	50
G81100-0034	HTG-34	7277-1590	2.12	50
G81100-0036	HTG-36	7277-1591	2.25	50
G81100-0038	HTG-38	7277-1592	2.38	50
G81100-0040	HTG-40	7277-1593	2.50	50
G81100-0044	HTG-44	7277-1595	2.75	50
G81100-0056	HTG-56	7277-1600	3.50	50
G81100-0064	HTG-64	7277-1602	4.00	50

HeatGuard™ Protective Sheathing - High-Temp

Description: HeatGuard Hi–Temp is a completely not–asbestos, heat–resistant, protective sleeving. It goes on easily over most hose and couplings, with only hose clamps or wire ties required for fastening. Nominal wall thickness – 0.142". It is available in two grades – HeatGuard and HeatGuard Hi–Temp. Contact Hose Product Application for details.

Temperature Range: HeatGuard Hi–Temp is braided, coated fiberglass; meets SAE AS1072E specification; –65°F to +500°F (–54°C to +260°C) for continuous exposure, up to 2000°F (1093°C) for 15–20 minutes, and up to 3000°F (1650°C) for 15–30 seconds.



Part No.	Descr.	Prod. No.	⟷ "	Standard Pack
G81101-0024	24-HTGH	7277-1611	1.50	50
G81101-0028	28-HTGH	7277-1612	1.75	50
G81101-0034	34-HTGH	7277-1613	2.12	50
G81101-0052	52-HTGH	7277-1616	3.25	50

Clamp Collars

Description: Crimping Instruction: Care must be taken when crimping clamp collars onto a hydraulic hose. If crimp is too tight, hose will be crushed, dramatically reducing its service life. If crimp is too loose, collar could slide along hose's length causing abrasion and eventual hose cover failure. Remember: Clamp collars must be crimped before the hose couplings.
To locate clamps and protect hose. Previously available only through equipment dealerships, clamp collars are common on many types of construction equipment. The collars are actually crimped onto a hydraulic hose, reducing hose movement and minimizing abrasion.
Use the following instruction to determine crimp diameter, which can then be used to find crimping setting in Gates eCrimp (www.Gates.com/ecrimp). 1. Measure hose's outside diameter at the location where clamp collar will be crimped. This can be accomplished by using a pie tape or by using the average hose outside diameter measured with a dial caliper. 2. Measure wall thickness of clamp collar with a dial caliper. 3. Obtain crimp diameter by adding hose outside diameter to twice the clamp collar wall thickness; Crimp Diameter – (Hose O.D.) + (2 x .065).





Part No.	Descr.	Prod. No.	Hydraulic Hose Applications
G52000-0210	CC1.12 CLAMP COLLAR	7334-45805	10M2T, 10G2, 10M3K
G52000-0210S	CC1.20 CLAMP COLLAR	7334-37015	12M2T, 12G2, 12M4K
G52000-0212	CC1.25 CLAMP COLLAR	7334-45885	12M2T, 12G2, 12M4K
G52000-0412	CC1.37 CLAMP COLLAR	7334-45895	12C12, 12G4K

PowerWash Sleeve Guard

Description: Gates tapered PVC sleeve reduces bending stress in the hose near the coupling to prevent damage, such as in power wash applications. Installed during hose assembly, this smoothly–finished product withstands temperatures from –40°F to +200°F (–40°C to +93°C).

Features Advantages: Friction fit on the coupling; no adhesives or clamps required to hold bend restrictor in place on hose assembly. Smooth finish will not scratch equipment. Attractive appearance enhances look of quality. Tapered design reduces bending stress near the coupling, so longer hose life can be expected. Wide temperature range helps give longer service life for both hot and cold conditions. For hoses not listed, use a bend restrictor that is larger than the hose outer diameter, but 1/16" to 1/8" smaller than the fitting diameter (crimp outside diameter) to prevent movement.



Part No.	Descr.	Prod. No.	Color	⊖ "	L "	Hose Size and Type
G80700-0106	HBR1051	7277-10515	Black	0.73	6.00	3/8" Clean Master Pressure Wash 3000/4000, 5G1, 5M3K, 6G1, 6G1H, 6M2T, 6M3K, 6MXT
G80700-0108	HBR1052	7277-10525	Black	0.84	7.00	1/2" Clean Master Pressure Wash 3000/4000
G80700-0110	HBR1053	7277-10535	Black	1.00	8.00	10G1, 10G1H, 10M2T, 10MXT
G80700-0204	HBR1050	7277-10505	Black	0.63	5.50	1/4" Clean Master Pressure Wash 4000/6000, 4G1, 4G1H, 4M2T, 4M3K, 4MXT, 4TH7, 4TH7NC
G80700-0206	HBR1054	7277-10545	Black	0.77	7.00	3/8" Clean Master Pressure Wash 5000/6000
G80700-0208	HBR1056	7277-10905	Black	0.91	7.00	1/2" Clean Master Pressure Wash 5000, 8G1, 8G1H, 8M2T, 8M3K, 8MXT
G80700-0404	HBR1055	7277-10555	Black	0.53	5.30	3M3K, 3G1
G80705-0108	HBR1098	7277-10985	Red	0.91	7.00	1/2" Clean Master Pressure Wash 5000, 8G1, 8G1H, 8M2T, 8M3K, 8MXT
G80705-0206	HBR1097	7277-10975	Red	0.76	7.00	3/8" Clean Master Pressure Wash 5000/6000

HOSE/CPLG. SELECTION
EQUIPMENT
HOSE SPECIFICATION
GLOBALSPIRAL COUPLINGS
STAINLESS STEEL SPIRAL COUPLINGS
MEGACRIMP COUPLINGS
STAINLESS STEEL BRAID COUPLINGS
POWER CRIMP COUPLINGS
FIELD ATTACHABLE - TYPE T COUPLINGS
FIELD ATTACHABLE - C5 COUPLINGS
FIELD ATTACHABLE - LOCK-ON COUPLINGS
C14 COUPLINGS & ASSEMBLIES
GLP & GL COUPLINGS
GLX COUPLINGS
PCTS THERMOPLASTIC COUPLINGS
POLARSEAL COUPLINGS (ACA, ACB, ACC)
POWER STEERING CPLGS. & TOC ASSEMBLIES
ADAPTERS
QUICK DISCONNECT COUPLERS
BALL VALVES
LIVE SWIVELS
ACCESSORIES
AIR BRAKE CPLGS. & ASSEMBLIES
KITS
BRASS

Code 61 Flange Cap

For maintenance use only. Not to be used under pressure.



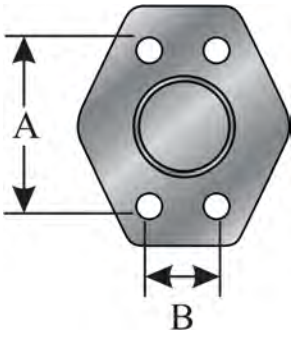

Part No.	Descr.	Prod. No.	Nom. Flg. Size	A	B
			"	"	"
G60897-0012	12FL-CAP	7253-66115	0.75	1.88	0.41
G60897-0016	16FL-CAP	7253-66125	1.00	2.06	0.41
G60897-0020	20FL-CAP	7253-66135	1.25	2.31	0.47
G60897-0024	24FL-CAP	7253-66145	1.50	2.75	0.53
G60897-0032	32FL-CAP	7253-66155	2.00	3.06	0.53

Code 62 Flange Cap

For maintenance use only. Not to be used under pressure.



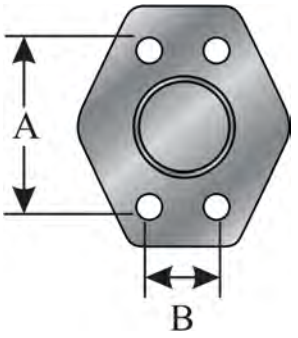

Part No.	Descr.	Prod. No.	Nom. Flg. Size	A	B
			"	"	"
G60927-0012	12FLH-CAP	7253-66165	0.75	2.00	0.41
G60927-0016	16FLH-CAP	7253-66175	1.00	2.25	0.47
G60927-0020	20FLH-CAP	7253-66185	1.25	2.63	0.53
G60927-0024	24FLH-CAP	7253-66195	1.50	3.13	0.66
G60927-0032	32FLH-CAP	7253-66205	2.00	3.81	0.78

Flange Half Sets (Code 61 - SAE J518)

Each set contains 2 flange halves, 1 O–Ring and 4 bolts (Grade 8) with lock washers.



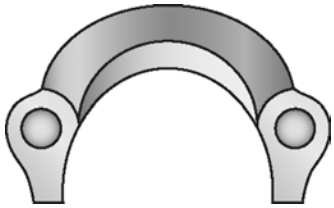

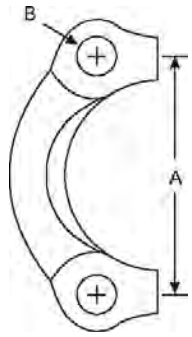

Part No.	Descr.	Prod. No.	Nom. Flg. Size	A	B
			"	"	"
G60899-0008	8CFHS	7253-07015	0.50	1.50	0.34
G60899-0012	12CFHS	7253-07025	0.75	1.88	0.41
G60899-0016	16CFHS	7253-07035	1.00	2.06	0.41
G60899-0020	20CFHS	7253-07045	1.25	2.31	0.47
G60899-0024	24CFHS	7253-07055	1.50	2.75	0.53
G60899-0032	32CFHS	7253-07065	2.00	3.06	0.53
G60899-0040	40CFHS	7253-01305	2.50	3.50	0.54
G60899-0048	48CFHS	7253-01315	3.00	4.19	0.66
G60899-0064	64CFHS	7253-01335	4.00	4.75	0.66

Flange Half Sets (Code 62 - SAE J518)

Each set contains 2 flange halves, 1 O–Ring and 4 bolts (Grade 8) with lock washers.



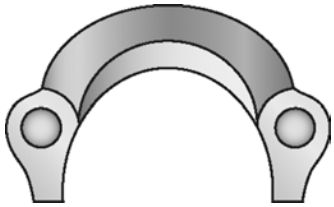

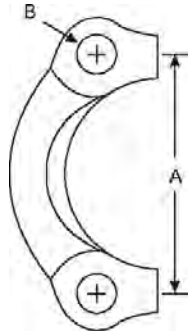

Part No.	Descr.	Prod. No.	Nom. Flg. Size	A	B
			"	"	"
G60929-0008	8FHHS	7253-09775	0.50	1.55	0.34
G60929-0012	12FHHS	7253-09785	0.75	2.00	0.41
G60929-0016	16FHHS	7253-09795	1.00	2.25	0.47
G60929-0020	20FHHS	7253-09805	1.25	2.63	0.53
G60929-0024	24FHHS	7253-09815	1.50	3.13	0.66
G60929-0032	32FHHS	7253-09825	2.00	3.81	0.78

HOSE/CPLG. SELECTION
EQUIPMENT
HOSE SPECIFICATION
GLOBALSPIRAL COUPLINGS
STAINLESS STEEL SPIRAL COUPLINGS
MEGACRIMP COUPLINGS
STAINLESS STEEL BRAID COUPLINGS
POWER CRIMP COUPLINGS
FIELD ATTACHABLE - TYPE T COUPLINGS
FIELD ATTACHABLE - C5 COUPLINGS
FIELD ATTACHABLE - LOCK-ON COUPLINGS
C14 COUPLINGS & ASSEMBLIES
GLP & GL COUPLINGS
GLX COUPLINGS
PCTS THERMOPLASTIC COUPLINGS
POLARSEAL COUPLINGS (ACA, ACB, ACC)
POWER STEERING CPLGS. & TOC ASSEMBLIES
ADAPTERS
QUICK DISCONNECT COUPLERS
BALL VALVES
LIVE SWIVELS
ACCESSORIES
AIR BRAKE CPLGS. & ASSEMBLIES
KITS
BRASS

Caterpillar Style Flange Half Sets

Each set contains 2 flange halves, 1 O–Ring and 4 bolts (Grade 8) with lock washers.



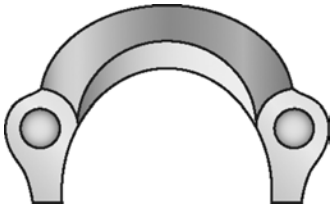

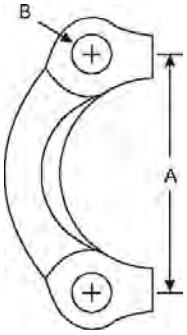

Part No.	Descr.	Prod. No.	Nom. Flg. Size	A	B
			"	"	"
G60959-0012	12CATFHS	7253-37025	0.75	2.00	0.41
G60959-0016	16CATFHS	7253-37035	1.00	2.25	0.47
G60959-0020	20CATFHS	7253-37045	1.25	2.63	0.53
G60959-0024	24CATFHS	7253-37055	1.50	3.13	0.66
G60959-0032	32CATFHS	7253-37065	2.00	3.81	0.78

O-Rings for Straight Thread Boss Fittings

90 Durometer Hardness.





Part No.	Descr.	Prod. No.	⟷ "	Thickness "	Standard Pack
G60248-0003	3 O-RING	7254-0003	0.30	0.06	1000
G60248-0004	4 O-RING	7254-0004	0.35	0.78	2000
G60248-0005	5 O-RING	7254-0005	0.41	0.78	1000
G60248-0006	6 O-RING	7254-0006	0.47	0.78	2000
G60248-0008	8 O-RING	7254-0008	0.64	0.09	2500
G60248-0010	10 O-RING	7254-0010	0.76	0.09	1000
G60248-0012	12 O-RING	7254-0012	0.92	0.11	1000
G60248-0014	14 O-RING	7254-0014	1.05	0.11	1000
G60248-0016	16 O-RING	7254-0016	1.17	0.11	1000
G60248-0020	20 O-RING	7254-0020	1.48	0.11	1000

O-Rings for Flat-Face Fittings

90 Durometer Hardness.

Caution: DO NOT USE these O–Rings with phosphate esters, diesters or phosphate ester emulsion hydraulic fluids. Instead, use O–Rings made of Viton, EPDM or CPE polymers or other materials compatible with the fluids.
These O–Rings are compounded from a Nitrile polymer for use with petroleum–based hydraulic fluids, water and glycol and oil–water emulsions.





Part No.	Descr.	Prod. No.	Reference Coupling "	Arp. No.	Standard Pack
G60698-0004	4 O-RING FF	7254-0125	1/4	011	1000
G60698-0006	6 O-RING FF	7254-0126	3/8	012	1000

NOTE: Standard O–Ring number.

Parts Continued On Next Page

O-Rings for Flat-Face Fittings - Continued

90 Durometer Hardness.

Part No.	Descr.	Prod. No.	Reference Coupling "	Arp. No.	Standard Pack
G60698-0008	8 O-RING FF	7254-0127	1/2	014	2500
G60698-0010	10 O-RING FF	7254-0128	5/8	016	2000
G60698-0012	12 O-RING FF	7254-0129	3/4	018	2000
G60698-0016	16 O-RING FF	7254-0130	1	021	2000
G60698-0020	20 O-RING FF	7254-0131	1 1/4	025	1000
G60698-0024	24 O-RING FF	7254-0132	1 1/2	029	1000

NOTE: Standard O–Ring number.

O-Rings for Code 61, Code 62, and Caterpillar-Style Flange Fittings

90 Durometer Hardness.





Part No.	Descr.	Prod. No.	⟷ "	Thickness "	Standard Pack
G60898-0008	8 FLANGE O-RING	7254-0001	0.73	0.14	1000
G60898-0010	10 FLANGE O-RING	7254-0142	0.86	0.14	1000
G60898-0012	12 FLANGE O-RING	7254-0007	0.98	0.14	1000
G60898-0016	16 FLANGE O-RING	7254-0009	1.30	0.14	1000
G60898-0020	20 FLANGE O-RING	7254-0011	1.48	0.14	1000
G60898-0024	24 FLANGE O-RING	7254-0013	1.86	0.14	1000
G60898-0032	32 FLANGE O-RING	7254-0015	2.23	0.14	1000
G60898-0040X	40 FLANGE O-RING*	7254-0133	2.73	0.14	1000
G60898-0048	48 FLANGE O-RING	7254-0134	3.36	0.14	500
G60898-0056	56 FLANGE O-RING	7254-0135	3.86	0.14	250
G60898-0064X	64 FLANGE O-RING*	7254-0136	4.36	0.14	1000

**Available in Bulk Only*

O-Rings for British Standard Parallel Pipe

70 Durometer Hardness.





Part No.	Descr.	Prod. No.	⟷ mm	Thickness mm	Standard Pack
G64095-0004	4 O-RING FBSPP	7254-1166	6.5	1.0	1000
G64095-0006	6 O-RING FBSPP	7254-1154	7.1	1.6	1000
G64095-0008	8 O-RING FBSPP	7254-1157	11.1	1.6	1000
G64095-0010	10 O-RING FBSPP	7254-1159	12.1	1.6	2000
G64095-0012	12 O-RING FBSPP	7254-1162	17.1	1.6	1000
G64095-0016	16 O-RING FBSPP	7254-1164	22.1	1.6	1000
G64095-0020	20 O-RING FBSPP	7254-1165	29.1	1.6	1000

O-Rings for DIN Light (L) and DIN Heavy (H) Series

70 Durometer Hardness.





Part No.	Descr.	Prod. No.	⟷ mm	Thickness mm	Standard Pack
G64780-0018	18 O-RING DIN L	7254-0201	15.0	2.0	1000
G64780-0022	22 O-RING DIN L	7254-0202	20.0	2.0	1000
G64780-0028	28 O-RING DIN L	7254-0203	26.0	2.0	1000
G64780-0035	35 O-RING DIN L	7254-0204	32.0	2.5	1000
G64780-0042	42 O-RING DIN L	7254-0205	38.0	2.5	1000
G64781-0006	6 O-RING DIN H	7254-0206	4.0	1.5	1000
G64781-0008	8 O-RING DIN H	7254-0207	6.0	1.5	1000
G64781-0010	10 O-RING DIN H	7254-0208	7.5	1.5	1000

Parts Continued On Next Page

O-Rings for DIN Light (L) and DIN Heavy (H) Series - Continued

70 Durometer Hardness.

Part No.	Descr.	Prod. No.	⊖ mm	Thickness mm	Standard Pack
G64781-0012	12 O-RING DIN H	7254-0209	9.0	1.5	1000
G64781-0014	14 O-RING DIN H	7254-1132	10.0	2.0	1000
G64781-0016	15/16 O-RING DIN L/H	7254-0200	12.0	2.0	1000
G64781-0020	20 O-RING DIN H	7254-0210	16.3	2.4	1000
G64781-0025	25 O-RING DIN H	7254-0211	20.3	2.4	1000
G64781-0030	30 O-RING DIN H	7254-0212	25.3	2.4	1000
G64781-0038	38 O-RING DIN H	7254-0213	33.3	2.4	1000

Female Flareless Nut



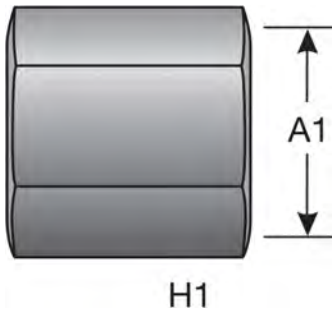

Part No.	Descr.	Prod. No.	A1 "		H1 "
G60050-0004	4FFN	7334-40495	0.25	7/16-20	9/16
G60050-0005	5FFN	7334-40505	0.31	1/2-20	5/8
G60050-0006	6FFN	7334-40515	0.38	9/16-18	11/16
G60050-0008	8FFN	7334-40425	0.50	3/4-16	7/8
G60050-0010	10FFN	7334-40525	0.63	7/8-14	1
G60050-0012	12FFN	7334-40535	0.75	1 1/16-12	1 1/4
G60050-0016	16FFN	7334-40545	1.00	1 5/16-12	1 1/2

Tube Sleeve Nut

For use up to SAE 100R2 maximum working pressure.



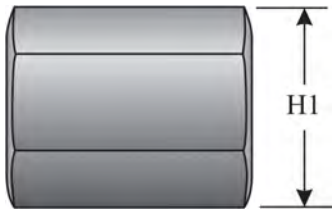

Part No.	Descr.	Prod. No.	A1 "		H1 "
G60395-0002	2TSN	7259-06805	0.13	5/16-24	3/8
G60395-0003	3TSN	7259-78295	0.19	3/8 - 24	1/4
G60395-0004	4TSN	7259-01105	0.25	7/16-20	9/16
G60395-0005	5TSN	7259-01115	0.31	1/2-20	5/8
G60395-0006	6TSN	7259-01125	0.38	9/16-18	11/16
G60395-0008	8TSN	7259-01135	0.50	3/4-16	7/8
G60395-0010	10TSN	7259-01145	0.63	7/8-14	1
G60395-0012	12TSN	7259-01155	0.75	1 1/16-12	1 1/4
G60395-0014	14TSN	7259-01165	0.88	1 3/16-12	1 3/8
G60395-0016	16TSN	7259-01175	1.00	1 5/16-12	1 1/2
G60395-0020	20TSN	7259-01185	1.25	1 5/8-12	2
G60395-0032	32TSN	7259-09055	2.00	2 1/2-12	2 7/8

Female Flareless Sleeve



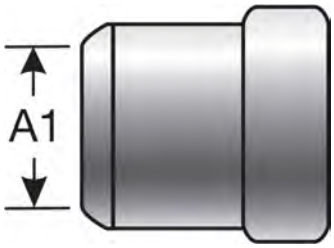

Part No.	Descr.	Prod. No.	A1 "
G60051-0004	4FFS	7334-40555	0.25
G60051-0005	5FFS	7334-40565	0.31
G60051-0006	6FFS	7334-40575	0.38
G60051-0008	8FFS	7334-40435	0.50
G60051-0010	10FFS	7334-40585	0.63
G60051-0012	12FFS	7334-40595	0.75
G60051-0016	16FFS	7334-40605	1.00

Tube Sleeve

For use up to SAE 100R2 maximum working pressure.



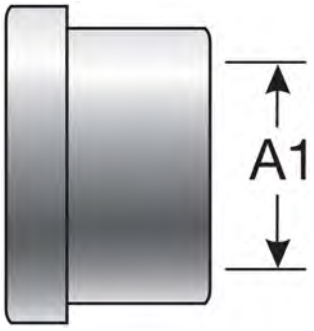

Part No.	Descr.	Prod. No.	A1 "
G60394-0003	3TS	7259-78275	0.19
G60394-0004	4TS	7259-23905	0.25
G60394-0005	5TS	7259-23915	0.31
G60394-0006	6TS	7259-23925	0.38
G60394-0008	8TS	7259-23935	0.50
G60394-0010	10TS	7259-23945	0.63
G60394-0012	12TS	7259-23955	0.75
G60394-0014	14TS	7259-23965	0.88
G60394-0016	16TS	7259-23975	1.00
G60394-0020	20TS	7259-23985	1.25
G60394-0024	24TS	7259-23995	1.50
G60394-0032	32TS	7259-24005	2.00

Locknuts for Bulkhead Fittings

For use up to SAE 100R2 maximum working pressure.





Part No.	Descr.	Prod. No.		H1
				"
G60399-0004	4LN-SH	7259-24605	7/16-20	11/16
G60399-0005	5LN	7253-24615	1/2-20	3/4
G60399-0008	8LN-SH	7259-24635	3/4-16	1
G60399-0010	10LN-SH	7259-24645	7/8-14	1 1/8
G60399-0012	12LN-SH	7259-24655	1 1/16-14	1 3/8
G60399-0016	16LN-SH	7259-24665	1 5/16-12	1 5/8

Metric Bite Sleeve



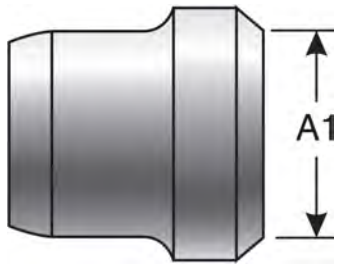

Part No.	Descr.	Prod. No.	A1
			mm
G64787-0006	6BS	7253-26815	6.0
G64787-0008	8BS	7253-26835	8.0
G64787-0010	10BS	7253-26855	10.0
G64787-0012	12BS	7253-26875	12.0
G64787-0014	14BS	7253-26895	14.0
G64787-0015	15BS	7253-26905	15.0
G64787-0016	16BS	7253-26915	16.0
G64787-0018	18BS	7253-26925	18.0
G64787-0020	20BS	7253-26935	20.0
G64787-0022	22BS	7253-26945	22.0
G64787-0025	25BS	7253-26955	25.0
G64787-0028	28BS	7253-26965	28.0

Parts Continued On Next Page

Metric Bite Sleeve - Continued

Part No.	Descr.	Prod. No.	A1 mm
G64787-0030	30BS	7253-26975	30.0
G64787-0035	35BS	7253-26985	35.0
G64787-0038	38BS	7253-26995	38.0
G64787-0042	42BS	7253-27005	42.0

Metric Bite Nut Light (L) and Heavy (H)



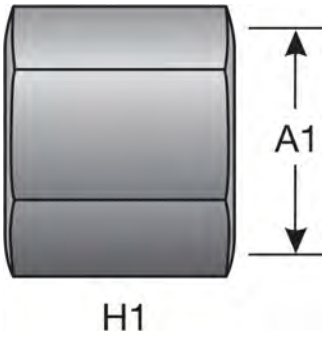

Part No.	Descr.	Prod. No.		A1 mm
G64788-0006	6MNL	7253-27105	M12x1.5	6.0
G64788-0008	8MNL	7253-27125	M14X1.5	8.0
G64788-0010	10MNL	7253-27145	M16X1.5	10.0
G64788-0012	12MNL	7253-27165	M18X1.5	12.0
G64788-0015	15MNL	7253-27185	M22X1.5	15.0
G64788-0018	18MNL	7253-27215	M26X1.5	18.0
G64788-0022	22MNL	7253-27235	M30X2.0	22.0
G64788-0028	28MNL	7253-27255	M36X2.0	28.0
G64788-0035	35MNL	7253-27275	M45X2.0	35.0
G64788-0042	42MNL	7253-27295	M52X2.0	42.0
G64789-0006	6MNH	7253-27115	M14X1.5	6.0
G64789-0008	8MNH	7253-27135	M16X1.5	8.0
G64789-0010	10MNH	7253-27155	M18X1.5	10.0
G64789-0012	12MNH	7253-27175	M20X1.5	12.0
G64789-0014	14MNH	7253-27195	M22X1.5	14.0
G64789-0016	16MNH	7253-27205	M24X1.5	16.0
G64789-0020	20MNH	7253-27225	M30X2.0	20.0
G64789-0025	25MNH	7253-27245	M36X2.0	25.0
G64789-0030	30MNH	7253-27265	M42X2.0	30.0
G64789-0038	38MNH	7253-27285	M52X2.0	38.0

1/2" ID Hose with 1/4" Male Pipe NPTF



Part No.	Descr.	Prod. No.	⊖	L	
			"	"	mm
⚠27361	8AB-4MP-6MPA-60	7745-0309	1/2	60.00	1524.0
⚠27362	8AB-4MP-6MPA-72	7745-0310	1/2	72.00	1829.0

⚠ **WARNING:** Cancer and Reproductive Harm - www.P65Warnings.ca.gov

1/2" ID Hose with 3/8" Male Pipe NPTF Swivel at Both Ends



Part No.	Descr.	Prod. No.	⟷	L	
			"	"	mm
⚠27602	8AB-6MPX-6MPX-08	7745-9083	1/2	8.00	203.0
⚠27603	8AB-6MPX-6MPX-12	7745-9084	1/2	12.00	305.0
⚠27605	8AB-6MPX-6MPX-16	7745-9085	1/2	16.00	406.0
⚠27607	8AB-6MPX-6MPX-20	7745-9086	1/2	20.00	508.0
⚠27609	8AB-6MPX-6MPX-24	7745-9087	1/2	24.00	610.0
⚠27611	8AB-6MPX-6MPX-28	7745-9088	1/2	28.00	711.0
⚠27613	8AB-6MPX-6MPX-32	7745-9089	1/2	32.00	813.0
⚠27615	8AB-6MPX-6MPX-36	7745-9090	1/2	36.00	914.4
⚠27618	8AB-6MPX-6MPX-42	7745-9091	1/2	42.00	1067.0
⚠27621	8AB-6MPX-6MPX-48	7749-9092	1/2	48.00	1219.0
⚠27624	8AB-6MPX-6MPX-54	7745-9093	1/2	54.00	1372.0
⚠27626	8AB-6MPX-6MPX-60	7745-9094	1/2	60.00	1524.0
⚠27627	8AB-6MPX-6MPX-66	7745-9095	1/2	66.00	1676.0
⚠27628	8AB-6MPX-6MPX-72	7745-9096	1/2	72.00	1829.0
⚠27629	8AB-6MPX-6MPX-84	7745-9097	1/2	84.00	2134.0

⚠ **WARNING:** Cancer and Reproductive Harm - www.P65Warnings.ca.gov

3/8" ID Hose with 3/8" Male Pipe NPTF Swivel at Both Ends



Part No.	Descr.	Prod. No.	⟷	L	
			"	"	mm
⚠27630	6AB-6MPX-6MPX-08	7745-9098	3/8	8.00	203.0
⚠27631	6AB-6MPX-6MPX-12	7745-9099	3/8	12.00	305.0
⚠27633	6AB-6MPX-6MPX-16	7745-9100	3/8	16.00	406.0
⚠27635	6AB-6MPX-6MPX-20	7745-9101	3/8	20.00	508.0

⚠ **WARNING:** Cancer and Reproductive Harm - www.P65Warnings.ca.gov

Parts Continued On Next Page

3/8" ID Hose with 3/8" Male Pipe NPTF Swivel at Both Ends - Continued

Part No.	Descr.	Prod. No.	⊖	L	
			"	"	mm
⚠ 27637	6AB-6MPX-6MPX-24	7745-9102	3/8	24.00	610.0
⚠ 27639	6AB-6MPX-6MPX-28	7745-9103	3/8	28.00	711.0
⚠ 27641	6AB-6MPX-6MPX-32	7745-9104	3/8	32.00	813.0
⚠ 27643	6AB-6MPX-6MPX-36	7745-9105	3/8	36.00	914.4
⚠ 27646	6AB-6MPX-6MPX-42	7745-9106	3/8	42.00	1067.0
⚠ 27648	6AB-6MPX-6MPX-45	7745-9107	3/8	45.00	1143.0
⚠ 27650	6AB-6MPX-6MPX-48	7745-9108	3/8	48.00	1219.0
⚠ 27652	6AB-6MPX-6MPX-52	7745-9109	3/8	52.00	1321.0
⚠ 27654	6AB-6MPX-6MPX-60	7745-9110	3/8	60.00	1524.0
⚠ 27655	6AB-6MPX-6MPX-66	7745-9111	3/8	66.00	1676.0
⚠ 27656	6AB-6MPX-6MPX-72	7745-9112	3/8	72.00	1829.0
⚠ 27657	6AB-6MPX-6MPX-84	7745-9113	3/8	84.00	2134.0

⚠ **WARNING:** Cancer and Reproductive Harm - www.P65Warnings.ca.gov

3/8" ID Hose with 1/4" Male Pipe NPTF Swivel at Both Ends



Part No.	Descr.	Prod. No.	⊖	L	
			"	"	mm
⚠ 27658	6AB-4MPX-4MPX-08	7745-9114	3/8	8.00	203.0
⚠ 27659	6AB-4MPX-4MPX-12	7745-9115	3/8	12.00	305.0
⚠ 27661	6AB-4MPX-4MPX-16	7745-9116	3/8	16.00	406.0
⚠ 27663	6AB-4MPX-4MPX-20	7745-9117	3/8	20.00	508.0
⚠ 27665	6AB-4MPX-4MPX-24	7745-9118	3/8	24.00	610.0
⚠ 27667	6AB-4MPX-4MPX-28	7745-9119	3/8	28.00	711.0
⚠ 27669	6AB-4MPX-4MPX-32	7745-9120	3/8	32.00	813.0
⚠ 27671	6AB-4MPX-4MPX-36	7745-9121	3/8	36.00	914.4
⚠ 27674	6AB-4MPX-4MPX-42	7745-9122	3/8	42.00	1067.0
⚠ 27677	6AB-4MPX-4MPX-48	7745-9123	3/8	48.00	1219.0
⚠ 27679	6AB-4MPX-4MPX-52	7745-9124	3/8	52.00	1321.0
⚠ 27681	6AB-4MPX-4MPX-60	7745-9125	3/8	60.00	1524.0
⚠ 27682	6AB-4MPX-4MPX-66	7745-9126	3/8	66.00	1676.0
⚠ 27683	6AB-4MPX-4MPX-72	7745-9127	3/8	72.00	1829.0
⚠ 27684	6AB-4MPX-4MPX-84	7745-9128	3/8	84.00	2134.0

⚠ **WARNING:** Cancer and Reproductive Harm - www.P65Warnings.ca.gov

3/8" ID Hose with 3/8" Female SAE Swivel at Both Ends



Part No.	Descr.	Prod. No.	⟷	L	
			"	"	mm
⚠27685	6AB-6FSX-6FSX-18	7745-9129	3/8	18.00	457.0
⚠27686	6AB-6FSX-6FSX-24	7745-9130	3/8	24.00	610.0
⚠27687	6AB-6FSX-6FSX-30	7745-9131	3/8	30.00	762.0
⚠27688	6AB-6FSX-6FSX-36	7745-9132	3/8	36.00	914.4
⚠27689	6AB-6FSX-6FSX-42	7745-9133	3/8	42.00	1067.0
⚠27690	6AB-6FSX-6FSX-48	7745-9134	3/8	48.00	1219.0
⚠27691	6AB-6FSX-6FSX-54	7745-9135	3/8	54.00	1372.0
⚠27692	6AB-6FSX-6FSX-60	7745-9136	3/8	60.00	1524.0

⚠ **WARNING:** Cancer and Reproductive Harm - www.P65Warnings.ca.gov

1/2" ID Hose with 1/2" Female SAE Swivel at Both Ends



Part No.	Descr.	Prod. No.	⟷	L	
			"	"	mm
⚠27693	8AB-8FSX-8FSX-18	7745-9146	1/2	18.00	457.0
⚠27695	8AB-8FSX-8FSX-24	7745-9138	1/2	24.00	610.0
⚠27696	8AB-8FSX-8FSX-30	7745-9139	1/2	30.00	762.0
⚠27697	8AB-8FSX-8FSX-36	7745-9140	1/2	36.00	914.4
⚠27698	8AB-8FSX-8FSX-42	7745-9141	1/2	42.00	1067.0
⚠27699	8AB-8FSX-8FSX-48	7745-9142	1/2	48.00	1219.0
⚠27700	8AB-8FSX-8FSX-54	7745-9143	1/2	54.00	1372.0
⚠27701	8AB-8FSX-8FSX-60	7745-9144	1/2	60.00	1524.0

⚠ **WARNING:** Cancer and Reproductive Harm - www.P65Warnings.ca.gov

Nylon Air Brake Tubing

Recommended For: Truck, bus and mobile air brake, and service lines where heat and battery acids are not present. Conforms to SAE J844 specifications. Meets DOT FMVSS 106-74.

Tube: Heat and light stabilized seamless extruded nylon.

Reinforcement: Type A: Non-reinforced in sizes 1/8", 5/32", 3/16" and 1/4". NOTE: 1/8" and 5/32" are NOT recognized by DOT for air brake systems, these are for service lines only.
Type B: Reinforced with one open ply of fibrous nylon in sizes 5/16", 3/8", 1/2", 5/8" and 3/4".

Cover: Nylon. Available in black (NABTA), blue (NABTB), green (NABTG), red (NABTR), yellow (NABTY), orange (NABTO), purple (NABTP), brown (NABTN), silver (NABTS) and white (NABTW) colors. Other colors available upon request.

Temperature Range: -40°F to +200°F (-40°C to +93°C).



Part No.	Descr.	Prod. No.	Color	Reinforcement Type	"			"
H30002-02	2NABTA X100FT	4327-0049	Black	A	0.13	150	1001	0.37
H30002-25	2.5NABTA X100FT	4327-0050	Black	A	0.16	150	1204	0.50
H30002-03	3NABTA X100FT	4327-0051	Black	A	0.19	150	1204	0.75
H30002-04	4NABTA X100FT	4327-0052	Black	A	0.25	150	1204	1.00
H30002-05	5NABTA X100FT	4327-0053	Black	A	0.31	150	1001	1.25
H30002-06	6NABTA X100FT	4327-0054	Black	B	0.37	150	1407	1.50
H30002-08	8NABTA X100FT	4327-0055	Black	B	0.50	150	957	2.00
H30003-10	10NABTA X50FT	4327-0056	Black	B	0.63	150	899	2.50
H30003-12	12NABTA X50FT	4327-0057	Black	B	0.75	150	798	3.00
H30042-04	4NABTG X100FT	4327-0058	Green	A	0.25	150	1204	1.00
H30042-06	6NABTG X100FT	4327-0059	Green	B	0.37	150	1407	1.25
H30042-08	8NABTG X100FT	4327-0060	Green	B	0.50	150	957	2.00
H30043-10	10NABTG X50FT	4327-0061	Green	B	0.63	150	899	3.50
H30043-12	12NABTG X50FT	4327-0062	Green	B	0.75	150	798	3.00
H30052-04	4NABTR X100FT	4327-0063	Red	A	0.25	150	1204	1.00
H30052-06	6NABTR X100FT	4327-0064	Red	B	0.37	150	1407	1.25
H30052-08	8NABTR X100FT	4327-0065	Red	B	0.50	150	957	2.00
H30053-10	10NABTR X50FT	4327-0066	Red	B	0.63	150	899	3.50
H30053-12	12NABTR X50FT	4327-0067	Red	B	0.75	150	798	3.00
H30062-04	4NABTB X100FT	4327-0068	Blue	A	0.25	150	1204	1.00
H30062-06	6NABTB X100FT	4327-0069	Blue	B	0.37	150	1407	1.25
H30062-08	8NABTB X100FT	4327-0070	Blue	B	0.50	150	957	2.00
H30063-10	10NABTB X50FT	4327-0071	Blue	B	0.63	150	899	2.50
H30063-12	12NABTB X50FT	4327-0072	Blue	B	0.75	150	798	3.00
H30072-04	4NABTY X100FT	4327-0073	Yellow	A	0.25	150	1204	1.00
H30072-06	6NABTY X100FT	4327-0074	Yellow	B	0.37	150	1407	1.25
H30072-08	8NABTY X100FT	4327-0075	Yellow	B	0.50	150	957	2.00
H30073-10	10NABTY X50FT	4327-0076	Yellow	B	0.63	150	899	2.50
H30073-12	12NABTY X50FT	4327-0077	Yellow	B	0.75	150	798	3.00
H30082-04	4NABTO X100FT	4327-0078	Orange	A	0.25	150	1204	1.00
H30082-06	6NABTO X100FT	4327-0079	Orange	B	0.37	150	1407	1.25
H30082-08	8NABTO X100FT	4327-0080	Orange	B	0.50	150	957	2.00
H30083-10	10NABTO X50FT	4327-0081	Orange	B	0.63	150	899	2.50
H30083-12	12NABTO X50FT	4327-0082	Orange	B	0.75	150	798	3.00
H30000-04	4NABTA XLGREEL	4327-0101	Black	A	0.25	150	1204	1.00
H30060-04	4NABTB XREEL	4327-0102	Blue	A	0.25	150	1204	1.00
H30010-04	4NABTN XREEL	4327-0103	Brown	A	0.25	150	1204	1.00
H30040-04	4NABTG XREEL	4327-0104	Green	A	0.25	150	1204	1.00

Parts Continued On Next Page

Nylon Air Brake Tubing - Continued

Part No.	Descr.	Prod. No.	Color	Reinforcement Type	"			"
H30050-04	4NABTR XREEL	4327-0105	Red	A	0.25	150	1204	1.00
H30090-04	4NABTS XREEL	4327-0106	Silver	A	0.25	150	1204	1.00
H30070-04	4NABTY XREEL	4327-0107	Yellow	A	0.25	150	1204	1.00
H30010-06	6NABTN XREEL	4327-0109	Brown	B	0.37	150	1407	1.25
H30020-06	6NABTW XREEL	4327-0110	White	B	0.37	150	1407	1.25
H30070-06	6NABTY XREEL	4327-0111	Yellow	B	0.37	150	1407	1.25
H30000-08	8NABTA XREEL	4327-0112	Black	B	0.50	150	957	2.00
H30090-08	8NABTS XREEL	4327-0114	Silver	B	0.50	150	957	2.00
H30000-10	10NABTA XREEL	4327-0115	Black	B	0.63	150	899	2.50
H30000-12	12NABTA XREEL	4327-0116	Black	B	0.75	150	798	3.00
H30000-02	2NABTA XLGREEL	4327-0117	Black	A	0.13	150	1001	0.37
H30000-05	5NABTA XREEL	4327-0120	Black	A	0.31	150	1001	1.25
H30030-04	4NABTP XLGREEL	4327-0125	Purple	A	0.25	150	1204	1.00
H30005-06	6NABTA XREEL	4327-0126	Black	B	0.37	150	1407	1.50
H30055-06	6NABTR XREEL	4327-0127	Red	B	0.37	150	1407	1.25
H30065-06	6NABTB XREEL	4327-0128	Blue	B	0.37	150	1407	1.25
H30045-06	6NABTG XREEL	4327-0129	Green	B	0.37	150	1407	1.25
H30055-08	8NABTR XREEL	4327-0131	Red	B	0.50	150	957	2.00
H30045-08	8NABTG XREEL	4327-0132	Green	B	0.50	150	957	2.00
H30065-08	8NABTB XREEL	4327-0133	Blue	B	0.50	150	957	2.00
H30080-10	10NABTO XREEL	4327-0138	Orange	B	0.63	150	899	2.50
H30000-06	6NABTA XLGREEL	4327-0201	Black	B	0.37	150	1407	1.50
H30061-04	4NABTB XLGREEL	4327-1001	Blue	A	0.25	150	1204	1.00
H30060-06	6NABTB XLGREEL	4327-1002	Blue	B	0.37	150	1407	1.25
H30040-06	6NABTG XLGREEL	4327-1003	Green	B	0.37	150	1407	1.25
H30080-06	6NABTO XREEL	4327-1004	Orange	B	0.37	150	1407	1.25
H30050-06	6NABTR XLGREEL	4327-1005	Red	B	0.37	150	1407	1.25
H30040-10	10NABTG XREEL	4327-1006	Green	B	0.63	150	640	3.50
H30050-10	10NABTR XREEL	4327-1007	Red	B	0.63	150	899	3.50

Coiled Air Brake Tubing

Recommended For: Truck air brake lines from back of cab to trailer. Conforms to SAE J844 specifications. Meets DOT FMVSS 106. 12" Leads.

Tube: Heat and light stabilized seamless extruded Nylon 11.

Reinforcement: One open ply of fibrous nylon.

Cover: Heat and light stabilized seamless extruded nylon.

Temperature Range: -40°F to +200°F



Part No.	Descr.	Prod. No.	"		
⚠ G30050-1208	8CABHX12	7250-18655	1/2	150	600
⚠ G30050-1508	8CABHX15	7250-18665	1/2	150	600

⚠ **WARNING:** Cancer and Reproductive Harm - www.P65Warnings.ca.gov

AIR BRAKE COPPER TUBING COMPRESSION

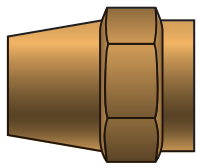

Nut (A)



Sleeve (B)

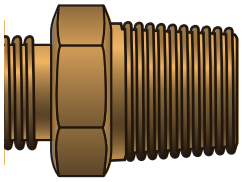

Body (C)

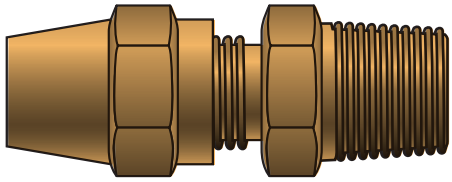

Tube O.D. (in)	1/4	3/8	1/2	5/8	3/4	1
Thread Size	7/16-24	17/32-24	11/16-20	13/16-18	1–18	1-1/4-16

Recommended For: Air brake systems - compressed air connectors or suspension, steering, engine, transmission or on auxiliary components.

Used With: Copper tubing in air brake systems.

Features and Benefits: Easy to assemble, no flaring tools required. Versatile - can be used with nylon tubing by replacing the long nut and sleeve with an insert, rigid sleeve and nut.

Conformance: Meets DOT FMVSS 571.106, SAE J246 and J1131 requirements.

Working Pressure: 150 psi (10 bar)

Temperature Range: -65°F to +250°F (-53°C to +121°C)

Material: 360 Brass

Assembly Instructions:

1. Measure tubing to required length. Using a cutting tool, cut the tubing as straight as possible making sure to remove any burrs with a wire brush or other de-burring tool.
2. Slide nut “A” and then sleeve “B” onto tubing. Threaded end of nut “A” must face toward the connector body “C”.
3. Insert tubing into connector. Be sure tubing is bottomed on fitting shoulder.
4. Thread nut “A” onto connector body “C” until it is hand tight, then using a wrench, tighten the connection by the number of turns indicated in the chart below.

Tube Size O.D. (in)	1/4, 3/8	1/2, 5/8, 3/4
Turns from Hand Tight	1-3/4	3-1/4

Air Brake Copper Tubing Compression Tube Sleeve



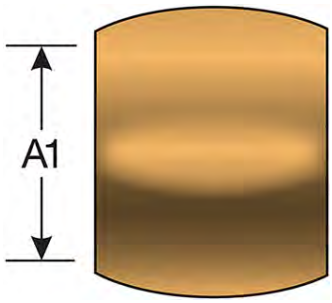

Part No.	Descr.	Prod. No.	A1 "	Standard Pack
⚠ G30050-0004	4TS-ABCT	7250-00015	1/4	10
⚠ G30050-0006	6TS-ABCT	7250-00025	3/8	5
⚠ G30050-0008	8TS-ABCT	7250-00035	1/2	5
⚠ G30050-0010	10TS-ABCT	7250-00045	5/8	5
⚠ G30050-0012	12TS-ABCT	7250-00055	3/4	5

⚠ **WARNING:** Cancer and Reproductive Harm - www.P65Warnings.ca.gov

Air Brake Copper Tubing Compression Tube Sleeve Nut



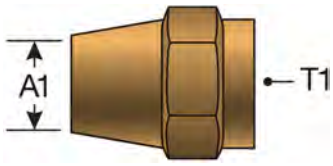

Part No.	Descr.	Prod. No.	A1 "	End Type 1	
⚠ G30060-0004	4TSN-ABCT	7250-00065	1/4	TSN	7/16-24
⚠ G30060-0006	6TSN-ABCT	7250-00075	3/8	TSN	17/32-24
⚠ G30060-0008	8TSN-ABCT	7250-00085	1/2	TSN	11/16-20
⚠ G30060-0010	10TSN-ABCT	7250-00095	5/8	TSN	13/16-18
⚠ G30060-0012	12TSN-ABCT	7250-00105	3/4	TSN	1-18

⚠ **WARNING:** Cancer and Reproductive Harm - www.P65Warnings.ca.gov

HOSE/CPLG. SELECTION
EQUIPMENT
HOSE SPECIFICATION
GLOBALSPIRAL COUPLINGS
STAINLESS STEEL SPIRAL COUPLINGS
MEGACRIMP COUPLINGS
STAINLESS STEEL BRAID COUPLINGS
POWER CRIMP COUPLINGS
FIELD ATTACHABLE - TYPE T COUPLINGS
FIELD ATTACHABLE - C5 COUPLINGS
FIELD ATTACHABLE - LOCK-ON COUPLINGS
C14 COUPLINGS & ASSEMBLIES
GLP & GL COUPLINGS
GLX COUPLINGS
PCTS THERMOPLASTIC COUPLINGS
POLARSEAL COUPLINGS (ACA, ACB, ACC)
POWER STEERING CPLGS. & TOC ASSEMBLIES
ADAPTERS
QUICK DISCONNECT COUPLERS
BALL VALVES
LIVE SWIVELS
ACCESSORIES
AIR BRAKE CPLGS. & ASSEMBLIES
KITS
BRASS

HOSE/CPLG. SELECTION
EQUIPMENT
HOSE SPECIFICATION
GLOBALSPIRAL COUPLINGS
STAINLESS STEEL SPIRAL COUPLINGS
MEGACRIMP COUPLINGS
STAINLESS STEEL BRAID COUPLINGS
POWER CRIMP COUPLINGS
FIELD ATTACHABLE - TYPE T COUPLINGS
FIELD ATTACHABLE - C5 COUPLINGS
FIELD ATTACHABLE - LOCK-ON COUPLINGS
C14 COUPLINGS & ASSEMBLIES
GLP & GL COUPLINGS
GLX COUPLINGS
PCTS THERMOPLASTIC COUPLINGS
POLARSEAL COUPLINGS (ACA, ACB, ACC)
POWER STEERING CPLGS. & TOC ASSEMBLIES
ADAPTERS
QUICK DISCONNECT COUPLERS
BALL VALVES
LIVE SWIVELS
ACCESSORIES
AIR BRAKE CPLGS. & ASSEMBLIES
KITS
BRASS

Air Brake Copper Tubing Compression to Male Pipe



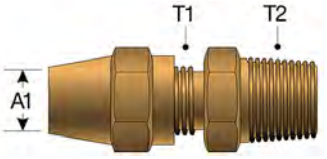

Part No.	Descr.	Prod. No.	A1 "	End Type 1		End Type 2	
⚠ G30100-0402	4ABCT-2MP	7250-00115	1/4	ABCT	7/16-24	MP	1/8-27
⚠ G30100-0404	4ABCT-4MP	7250-00125	1/4	ABCT	7/16-24	MP	1/4-18
⚠ G30100-0406	4ABCT-6MP	7250-00135	1/4	ABCT	7/16-24	MP	3/8-18
⚠ G30100-0602	6ABCT-2MP	7250-00145	3/8	ABCT	17/32-24	MP	1/8-27
⚠ G30100-0604	6ABCT-4MP	7250-00155	3/8	ABCT	17/32-24	MP	1/4-18
⚠ G30100-0606	6ABCT-6MP	7250-00165	3/8	ABCT	17/32-24	MP	3/8-18
⚠ G30100-0608	6ABCT-8MP	7250-00175	3/8	ABCT	17/32-24	MP	1/2-14
⚠ G30100-0804	8ABCT-4MP	7250-00185	1/2	ABCT	11/16-20	MP	1/4-18
⚠ G30100-0806	8ABCT-6MP	7250-00195	1/2	ABCT	11/16-20	MP	3/8-18
⚠ G30100-0808	8ABCT-8MP	7250-00205	1/2	ABCT	11/16-20	MP	1/2-14
⚠ G30100-1006	10ABCT-6MP	7250-00215	5/8	ABCT	13/16-18	MP	3/8-18
⚠ G30100-1008	10ABCT-8MP	7250-00225	5/8	ABCT	13/16-18	MP	1/2-14
⚠ G30100-1208	12ABCT-8MP	7250-00235	3/4	ABCT	1-18	MP	1/2-14

⚠ **WARNING:** Cancer and Reproductive Harm - www.P65Warnings.ca.gov

Air Brake Copper Tubing Compression to Male Pipe - 45°



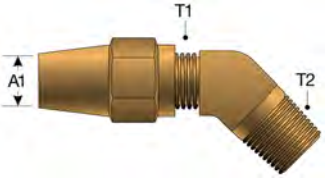

Part No.	Descr.	Prod. No.	A1 "	End Type 1		End Type 2	
⚠ G30102-0604	6ABCT-4MP45	7250-00255	3/8	ABCT	17/32-24	MP	1/4-18
⚠ G30102-0606	6ABCT-6MP45	7250-00265	3/8	ABCT	17/32-24	MP	3/8-18
⚠ G30102-0806	8ABCT-6MP45	7250-00275	1/2	ABCT	11/16-20	MP	3/8-18
⚠ G30102-1008	10ABCT-8MP45	7250-00285	5/8	ABCT	13/16-18	MP	1/2-14

⚠ **WARNING:** Cancer and Reproductive Harm - www.P65Warnings.ca.gov

Air Brake Copper Tubing Compression to Male Pipe - 90°



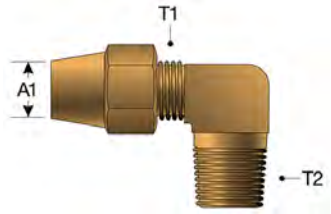

Part No.	Descr.	Prod. No.	A1 "	End Type 1		End Type 2	
⚠ G30104-0402	4ABCT-2MP90	7250-00295	1/4	ABCT	7/16-24	MP	1/8-27
⚠ G30104-0404	4ABCT-4MP90	7250-00305	1/4	ABCT	7/16-24	MP	1/4-18
⚠ G30104-0602	6ABCT-2MP90	7250-00315	3/8	ABCT	17/32-24	MP	1/8-27
⚠ G30104-0604	6ABCT-4MP90	7250-00325	3/8	ABCT	17/32-24	MP	1/4-18
⚠ G30104-0606	6ABCT-6MP90	7250-00335	3/8	ABCT	17/32-24	MP	3/8-18
⚠ G30104-0608	6ABCT-8MP90	7250-00345	3/8	ABCT	17/32-24	MP	1/2-14
⚠ G30104-0804	8ABCT-4MP90	7250-00355	1/2	ABCT	11/16-20	MP	1/4-18
⚠ G30104-0806	8ABCT-6MP90	7250-00365	1/2	ABCT	11/16-20	MP	3/8-18
⚠ G30104-0808	8ABCT-8MP90	7250-00375	1/2	ABCT	11/16-20	MP	1/2-14
⚠ G30104-1008	10ABCT-8MP90	7250-00395	5/8	ABCT	13/16-18	MP	1/2-14
⚠ G30104-1208	12ABCT-8MP90	7250-00405	3/4	ABCT	1-18	MP	1/2-14

⚠ **WARNING:** Cancer and Reproductive Harm - www.P65Warnings.ca.gov

Air Brake Copper Tubing Compression to Male Pipe - 90° - Long



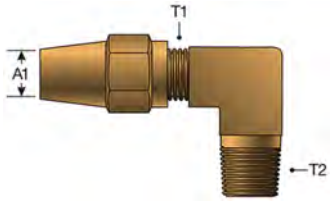

Part No.	Descr.	Prod. No.	A1 "	End Type 1		End Type 2	
⚠ G30106-0602	6ABCT-2MP90L	7250-00415	3/8	ABCT	17/32-24	MP	1/8-27
⚠ G30106-0604	6ABCT-4MP90L	7250-00425	3/8	ABCT	17/32-24	MP	1/4-18

⚠ **WARNING:** Cancer and Reproductive Harm - www.P65Warnings.ca.gov

HOSE/CPLG. SELECTION
EQUIPMENT
HOSE SPECIFICATION
GLOBALSPIRAL COUPLINGS
STAINLESS STEEL SPIRAL COUPLINGS
MEGACRIMP COUPLINGS
STAINLESS STEEL BRAID COUPLINGS
POWER CRIMP COUPLINGS
FIELD ATTACHABLE - TYPE T COUPLINGS
FIELD ATTACHABLE - C5 COUPLINGS
FIELD ATTACHABLE - LOCK-ON COUPLINGS
C14 COUPLINGS & ASSEMBLIES
GLP & GL COUPLINGS
GLX COUPLINGS
PCTS THERMOPLASTIC COUPLINGS
POLARSEAL COUPLINGS (ACA, ACB, ACC)
POWER STEERING CPLGS. & TOC ASSEMBLIES
ADAPTERS
QUICK DISCONNECT COUPLERS
BALL VALVES
LIVE SWIVELS
ACCESSORIES
AIR BRAKE CPLGS. & ASSEMBLIES
KITS
BRASS

Air Brake Copper Tubing Compression Union



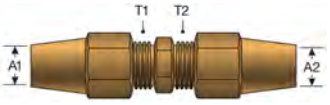

Part No.	Descr.	Prod. No.	A1 "	A2 "	End Type 1		End Type 2	
⚠ G30400-0404	4ABCT-4ABCT	7250-00595	1/4	1/4	ABCT	7/16-24	ABCT	7/16-24
⚠ G30400-0606	6ABCT-6ABCT	7250-00605	3/8	3/8	ABCT	17/32-24	ABCT	17/32-24
⚠ G30400-0808	8ABCT-8ABCT	7250-00615	1/2	1/2	ABCT	11/16-20	ABCT	11/16-20
⚠ G30400-1010	10ABCT-10ABCT	7250-00625	5/8	5/8	ABCT	13/16-18	ABCT	13/16-18
⚠ G30400-1212	12ABCT-12ABCT	7250-00635	3/4	3/4	ABCT	1-18	ABCT	1-18

⚠ **WARNING:** Cancer and Reproductive Harm - www.P65Warnings.ca.gov

Air Brake Copper Tubing Compression Union - 90°



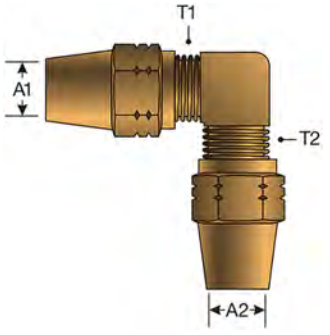

Part No.	Descr.	Prod. No.	A1 "	A2 "	End Type 1		End Type 2	
⚠ G30404-0606	6ABCT-6ABCT90	7250-00645	3/8	3/8	ABCT	17/32-24	ABCT	17/32-24
⚠ G30404-1010	10ABCT-10ABCT90	7250-00665	5/8	5/8	ABCT	13/16-18	ABCT	13/16-18

⚠ **WARNING:** Cancer and Reproductive Harm - www.P65Warnings.ca.gov

Air Brake Copper Tubing Compression Union - Tee



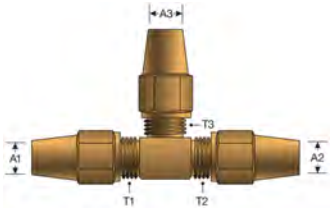

Part No.	Descr.	Prod. No.	A1	A2	A3	End Type 1		End Type 2		End Type 3	
			"	"	"						
⚠ G30450-0606	6ABCT-6ABCT-6ABCT	7250-00675	3/8	3/8	3/8	ABCT	17/32-24	ABCT	17/32-24	ABCT	17/32-24

⚠ **WARNING:** Cancer and Reproductive Harm - www.P65Warnings.ca.gov

HOSE/CPLG. SELECTION
EQUIPMENT
HOSE SPECIFICATION
GLOBALSPIRAL COUPLINGS
STAINLESS STEEL SPIRAL COUPLINGS
MEGACRIMP COUPLINGS
STAINLESS STEEL BRAID COUPLINGS
POWER CRIMP COUPLINGS
FIELD ATTACHABLE - TYPE T COUPLINGS
FIELD ATTACHABLE - C5 COUPLINGS
FIELD ATTACHABLE - LOCK-ON COUPLINGS
C14 COUPLINGS & ASSEMBLIES
GLP & GL COUPLINGS
GLX COUPLINGS
PCTS THERMOPLASTIC COUPLINGS
POLARSEAL COUPLINGS (ACA, ACB, ACC)
POWER STEERING CPLGS. & TOC ASSEMBLIES
ADAPTERS
QUICK DISCONNECT COUPLERS
BALL VALVES
LIVE SWIVELS
ACCESSORIES
AIR BRAKE CPLGS. & ASSEMBLIES
KITS
BRASS

HOSE/CPLG. SELECTION
EQUIPMENT
HOSE SPECIFICATION
GLOBALSPIRAL COUPLINGS
STAINLESS STEEL SPIRAL COUPLINGS
MEGACRIMP COUPLINGS
STAINLESS STEEL BRAID COUPLINGS
POWER CRIMP COUPLINGS
FIELD ATTACHABLE - TYPE T COUPLINGS
FIELD ATTACHABLE - C5 COUPLINGS
FIELD ATTACHABLE - LOCK-ON COUPLINGS
C14 COUPLINGS & ASSEMBLIES
GLP & GL COUPLINGS
GLX COUPLINGS
PCTS THERMOPLASTIC COUPLINGS
POLARSEAL COUPLINGS (ACA, ACB, ACC)
POWER STEERING CPLGS. & TOC ASSEMBLIES
ADAPTERS
QUICK DISCONNECT COUPLERS
BALL VALVES
LIVE SWIVELS
ACCESSORIES
AIR BRAKE CPLGS. & ASSEMBLIES
KITS
BRASS

Recommended For: Air brake systems - compressed air connectors or suspension, steering, engine, transmission or other onboard vehicle applications. Not for fuel, oil or water.

Used With: Nylon Tubing (SAE J844 or DIN 74324)

Features and Benefits: Easy to assemble, push to connect, one piece fitting. Reusable and field serviceable. Designed for strength and durability. Provides significant reduction in air system leakage.

Conformance: Fittings meet DOT FMVSS 571.106, SAE J1131, DIN 74324 and German TUV requirements.

Working Pressure: 150 psi (10 bar)

Temperature Range: -40°F to +200°F (-40°C to +93°C)

Material: 360 Brass

Seal: O-Ring - Ethylene Propylene

Component Functions:

Body:	Internal and external machined thread for connection to ports. Machining retains collet, tube support and O-Ring.
Tube Support:	Prevents tube collapse during severe loading conditions.
Collet:	Collet teeth grip the tube, holding it firmly in the fitting.
O-Ring:	Internal O-Ring provides a seal and necessary interference between tube and fitting body.

Assembly Instructions:

1. Ensure the tubing end is cut straight, and is clean and free of burrs.
2. Push tube through the open collet end and into the fitting.
3. Continue pushing tube through O-Ring until it bottoms out. Now pull back on tube to help set the collet teeth.
4. To disconnect, first ensure there is no residual air in system, then push the tube into fitting until it bottoms out. Hold down and compress the collet using SureLok™ Quick Release Pliers, or other tool, and remove the tube from the fitting.

Air Brake Plugs

Recommended For: Compressed air as a connector on all air brake systems at locations other than between chassis frame and axle or between towed and towing vehicle. Also as a connector on all air operated systems as applicable to suspension, steering, engine, transmission and auxiliary mechanisms. Fittings and tubing comply to DOT FMVSS 106, mandatory requirements for inch tube fittings is U.S.A., Society for Automotive Engineers (SAE J1131, inch tube and fittings) and meets DIN 74324 and German TUV requirements (metric tube and fittings).

Temperature Range: -40°F to +200°F (-40°C to +100°C).





Part No.	Descr.	Prod. No.	ID	L	
			"	"	mm
⚠ G31050-0004	4AB-PLUG	7250-14505	1/4	1.12	28.5
⚠ G31050-0006	6AB-PLUG	7250-14515	3/8	1.34	34.0
⚠ G31050-0008	8AB-PLUG	7250-14525	1/2	1.48	37.6
⚠ G31050-0025	2.5AB-PLUG	7250-14535	5/32	1.04	26.4

⚠ **WARNING:** Cancer and Reproductive Harm - www.P65Warnings.ca.gov

Air Brake Cartridge



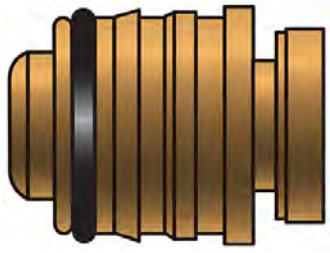

Part No.	Descr.	Prod. No.	ID
			"
⚠ G31080-0003	3CARTRIDGE-AB	7250-00705	3/16
⚠ G31080-0004	4CARTRIDGE-AB	7250-00715	1/4
⚠ G31080-0006	6CARTRIDGE-AB	7250-00725	3/8
⚠ G31080-0008	8CARTRIDGE-AB	7250-00735	1/2
⚠ G31080-0010	10CARTRIDGE-AB	7250-00745	5/8
⚠ G31080-0012	12CARTRIDGE-AB	7250-00755	3/4

⚠ **WARNING:** Cancer and Reproductive Harm - www.P65Warnings.ca.gov

HOSE/CPLG. SELECTION
EQUIPMENT
HOSE SPECIFICATION
GLOBALSPIRAL COUPLINGS
STAINLESS STEEL SPIRAL COUPLINGS
MEGACRIMP COUPLINGS
STAINLESS STEEL BRAID COUPLINGS
POWER CRIMP COUPLINGS
FIELD ATTACHABLE - TYPE T COUPLINGS
FIELD ATTACHABLE - C5 COUPLINGS
FIELD ATTACHABLE - LOCK-ON COUPLINGS
C14 COUPLINGS & ASSEMBLIES
GLP & GL COUPLINGS
GLX COUPLINGS
PCTS THERMOPLASTIC COUPLINGS
POLARSEAL COUPLINGS (ACA, ACB, ACC)
POWER STEERING CPLGS. & TOC ASSEMBLIES
ADAPTERS
QUICK DISCONNECT COUPLERS
BALL VALVES
LIVE SWIVELS
ACCESSORIES
AIR BRAKE CPLGS. & ASSEMBLIES
KITS
BRASS

HOSE/CPLG. SELECTION
EQUIPMENT
HOSE SPECIFICATION
GLOBALSPIRAL COUPLINGS
STAINLESS STEEL SPIRAL COUPLINGS
MEGACRIMP COUPLINGS
STAINLESS STEEL BRAID COUPLINGS
POWER CRIMP COUPLINGS
FIELD ATTACHABLE - TYPE T COUPLINGS
FIELD ATTACHABLE - C5 COUPLINGS
FIELD ATTACHABLE - LOCK-ON COUPLINGS
C14 COUPLINGS & ASSEMBLIES
GLP & GL COUPLINGS
GLX COUPLINGS
PCTS THERMOPLASTIC COUPLINGS
POLARSEAL COUPLINGS (ACA, ACB, ACC)
POWER STEERING CPLGS. & TOC ASSEMBLIES
ADAPTERS
QUICK DISCONNECT COUPLERS
BALL VALVES
LIVE SWIVELS
ACCESSORIES
AIR BRAKE CPLGS. & ASSEMBLIES
KITS
BRASS

Air Brake to Male Pipe



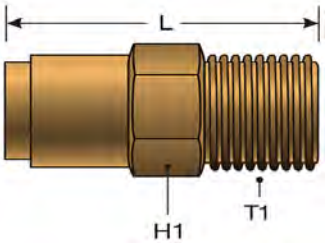

Part No.	Descr.	Prod. No.	⬡ "	End Type 1	≡	H1 "	L "	L mm
⚠ G31100-0201	2AB-1MP	7250-19005	5/16	MP	1/8-27	3/8	.77	19.6
⚠ G31100-0202	2AB-2MP	7250-14545	1/8	MP	1/8-27	7/16	.67	17.0
⚠ G31100-0302	3AB-2MP	7250-00775	3/16	MP	1/8-27	1/2	1.02	25.9
⚠ G31100-0401	4AB-1MP	7250-14555	1/4	MP	1/16-32	7/16	.94	23.9
⚠ G31100-0402	4AB-2MP	7250-00785	1/4	MP	1/8-27	1/2	1.04	26.4
⚠ G31100-0404	4AB-4MP	7250-00795	1/4	MP	1/4-18	9/16	1.17	29.7
⚠ G31100-0406	4AB-6MP	7250-00805	1/4	MP	3/8-18	11/16	1.2	30.5
⚠ G31100-0602	6AB-2MP	7250-00815	3/8	MP	1/8-27	11/16	1.32	33.5
⚠ G31100-0604	6AB-4MP	7250-00825	3/8	MP	1/4-18	11/16	1.48	37.6
⚠ G31100-0606	6AB-6MP	7250-00835	3/8	MP	3/8-18	11/16	1.42	36.1
⚠ G31100-0608	6AB-8MP	7250-00845	3/8	MP	1/2-14	7/8	1.46	37.1
⚠ G31100-0804	8AB-4MP	7250-00855	1/2	MP	1/4-18	7/8	1.68	42.7
⚠ G31100-0806	8AB-6MP	7250-00865	1/2	MP	3/8-18	7/8	1.64	41.7
⚠ G31100-0808	8AB-8MP	7250-00875	1/2	MP	1/2-14	7/8	1.72	43.7
⚠ G31100-1006	10AB-6MP	7250-00885	5/8	MP	3/8-18	11/16	1.87	47.5
⚠ G31100-1008	10AB-8MP	7250-00895	5/8	MP	1/2-14	11/16	2.12	53.9
⚠ G31100-1208	12AB-8MP	7250-14565	3/4	MP	1/2-14	13/16	2.11	53.6
⚠ G31100-1212	12AB-12MP	7250-00905	3/4	MP	3/4-14	1 1/16	2.21	56.1
⚠ G31100-2501	2.5AB-1MP	7250-00915	5/32	MP	1/16-32	11/32	.43	10.9
⚠ G31100-2502	2.5AB-2MP	7250-00925	5/32	MP	1/8-27	7/16	.89	22.6

⚠ **WARNING:** Cancer and Reproductive Harm - www.P65Warnings.ca.gov

Air Brake to Male Pipe - 45°



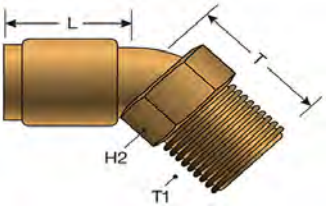

Part No.	Descr.	Prod. No.	⬡ "	End Type 1	≡	H2 "	T "	T mm	L "	L mm
⚠ G31102-0402	4AB-2MP45	7250-00935	1/4	MP	1/8-27	9/16	0.81	20.6	1.68	42.7
⚠ G31102-0404	4AB-4MP45	7250-00945	1/4	MP	1/4-18	9/16	0.98	24.9	1.87	47.5
⚠ G31102-0602	6AB-2MP45	7250-00955	3/8	MP	1/8-27	3/4	0.93	23.6	1.95	49.5

⚠ **WARNING:** Cancer and Reproductive Harm - www.P65Warnings.ca.gov

Parts Continued On Next Page

Air Brake to Male Pipe - 45° - Continued

Part No.	Descr.	Prod. No.		End Type 1		H2	T		L	
			"			"	"	mm	"	mm
⚠ G31102-0604	6AB-4MP45	7250-00965	3/8	MP	1/4-18	3/4	1.10	27.9	2.16	54.9
⚠ G31102-0606	6AB-6MP45	7250-00975	3/8	MP	3/8-18	3/4	1.12	28.5	2.22	56.4
⚠ G31102-0608	6AB-8MP45	7250-00985	3/8	MP	1/2-14	7/8	1.30	33.0	2.44	62.0
⚠ G31102-0804	8AB-4MP45	7250-00995	1/2	MP	1/4-18	7/8	1.10	27.9	2.32	58.9
⚠ G31102-0806	8AB-6MP45	7250-01005	1/2	MP	3/8-18	7/8	1.12	28.5	2.38	60.5
⚠ G31102-0808	8AB-8MP45	7250-01015	1/2	MP	1/2-14	7/8	1.30	33.0	2.6	66.0
⚠ G31102-1006	10AB-6MP45	7250-01025	5/8	MP	3/8-18	1 1/16	1.02	25.9	2.48	63.0
⚠ G31102-1008	10AB-8MP45	7250-01035	5/8	MP	1/2-14	1 1/16	1.22	31.0	2.68	68.1
⚠ G31102-1208	12AB-8MP45	7250-14575	3/4	MP	1/2-14	1	1.30	33.0	2.82	71.6
⚠ G31102-1212	12AB-12MP45	7250-01045	3/4	MP	3/4-14	1 1/16	1.91	48.5	3.92	99.6

⚠ **WARNING:** Cancer and Reproductive Harm - www.P65Warnings.ca.gov

Air Brake to Male Pipe - 90°



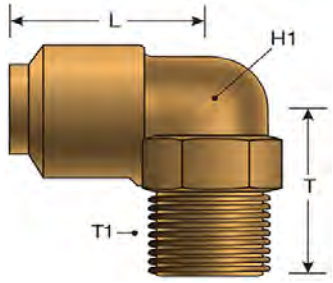

Part No.	Descr.	Prod. No.	A1	End Type 1		H1	T		L	
			"			mm	"	mm	"	mm
⚠ G31104-0202	2AB-2MP90	7250-14585	1/8	MP	1/8-27	7	0.66	16.8	.67	17.0
⚠ G31104-0302	3AB-2MP90	7250-01055	3/16	MP	1/8-27	12	0.75	19.1	.81	20.6
⚠ G31104-0402	4AB-2MP90	7250-01065	1/4	MP	1/8-27	14	0.79	20.1	.81	20.6
⚠ G31104-0404	4AB-4MP90	7250-01075	1/4	MP	1/4-18	18	1.02	25.9	.87	22.1
⚠ G31104-0406	4AB-6MP90	7250-01085	1/4	MP	3/8-18	22	1.10	27.9	.94	23.9
⚠ G31104-0602	6AB-2MP90	7250-01095	3/8	MP	1/8-27	18	0.87	22.1	1.08	27.4
⚠ G31104-0604	6AB-4MP90	7250-01105	3/8	MP	1/4-18	18	1.02	25.9	1.06	26.9
⚠ G31104-0606	6AB-6MP90	7250-01115	3/8	MP	3/8-18	22	1.10	27.9	1.14	29.0
⚠ G31104-0608	6AB-8MP90	7250-01125	3/8	MP	1/2-14	24	1.38	35.1	1.14	29.0
⚠ G31104-0804	8AB-4MP90	7250-01135	1/2	MP	1/4-18	22	1.14	29.0	1.22	31.0
⚠ G31104-0806	8AB-6MP90	7250-01145	1/2	MP	3/8-18	22	1.14	29.0	1.26	32.0
⚠ G31104-0808	8AB-8MP90	7250-01155	1/2	MP	1/2-14	24	1.38	35.1	1.28	32.5
⚠ G31104-1006	10AB-6MP90	7250-01165	5/8	MP	3/8-18	22	1.22	31.0	1.44	36.9
⚠ G31104-1008	10AB-8MP90	7250-01175	5/8	MP	1/2-14	30	1.42	36.1	1.54	39.1
⚠ G31104-1208	12AB-8MP90	7250-14605	3/4	MP	1/2-14	24	1.48	37.6	1.52	38.6
⚠ G31104-1212	12AB-12MP90	7250-14615	3/4	MP	3/4-14	27	2.00	50.8	2.15	54.6
⚠ G31104-2501	2.5AB-1MP90	7250-01185	5/32	MP	1/16-32	7	1.00	25.4	1	25.4
⚠ G31104-2502	2.5AB-2MP90	7250-01195	5/32	MP	1/8-27	7	1.00	25.4	.87	22.1

⚠ **WARNING:** Cancer and Reproductive Harm - www.P65Warnings.ca.gov

HOSE/CPLG. SELECTION
EQUIPMENT
HOSE SPECIFICATION
GLOBALSPIRAL COUPLINGS
STAINLESS STEEL SPIRAL COUPLINGS
MEGACRIMP COUPLINGS
STAINLESS STEEL BRAID COUPLINGS
POWER CRIMP COUPLINGS
FIELD ATTACHABLE - TYPE T COUPLINGS
FIELD ATTACHABLE - C5 COUPLINGS
FIELD ATTACHABLE - LOCK-ON COUPLINGS
C14 COUPLINGS & ASSEMBLIES
GLP & GL COUPLINGS
GLX COUPLINGS
PCTS THERMOPLASTIC COUPLINGS
POLARSEAL COUPLINGS (ACA, ACB, ACC)
POWER STEERING CPLGS. & TOC ASSEMBLIES
ADAPTERS
QUICK DISCONNECT COUPLERS
BALL VALVES
LIVE SWIVELS
ACCESSORIES
AIR BRAKE CPLGS. & ASSEMBLIES
KITS
BRASS

Air Brake to Male Pipe Swivel - 45°



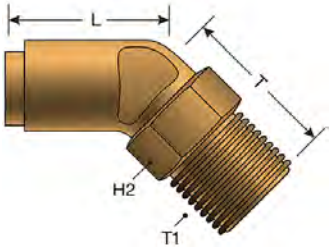

Part No.	Descr.	Prod. No.	A1	End Type 1		H2	T		L	
			"			"	"	mm	"	mm
⚠ G31122-0402	4AB-2MPX45	7250-01205	1/4	MPX	1/8-27	7/16	1.06	26.9	.74	18.8
⚠ G31122-0404	4AB-4MPX45	7250-01215	1/4	MPX	1/4-18	9/16	1.11	28.2	.77	19.6
⚠ G31122-0602	6AB-2MPX45	7250-14675	3/8	MPX	1/8-27	9/16	1.05	26.7	1.05	26.7
⚠ G31122-0604	6AB-4MPX45	7250-01225	3/8	MPX	1/4-18	11/16	1.26	32.0	1.05	26.7
⚠ G31122-0808	8AB-8MPX45	7250-01255	1/2	MPX	1/2-14	7/8	1.62	41.2	1.25	31.8
⚠ G31122-1008	10AB-8MPX45	7250-14695	5/8	MPX	1/2-14	7/8	1.42	36.1	1.51	38.4

⚠ **WARNING:** Cancer and Reproductive Harm - www.P65Warnings.ca.gov

Air Brake to Male Pipe Swivel - 90°



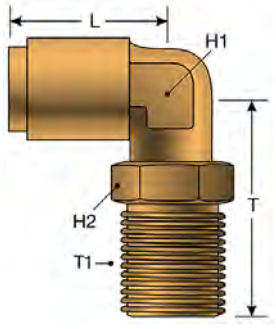

Part No.	Descr.	Prod. No.	A1	End Type 1		H1	H2	T		L	
			"			mm	mm	"	mm	"	mm
⚠ G31124-0402	4AB-2MPX90	7250-01265	1/4	MPX	1/8-27	14	—	0.91	23.1	.83	21.1
⚠ G31124-0404	4AB-4MPX90	7250-01275	1/4	MPX	1/4-18	18	—	1.12	28.5	.83	21.1
⚠ G31124-0406	4AB-6MPX90	7250-01285	1/4	MPX	3/8-18	22	—	1.25	31.8	.85	21.6
⚠ G31124-0602	6AB-2MPX90	7250-01295	3/8	MPX	1/8-27	18	—	1.05	26.7	1.07	27.2
⚠ G31124-0604	6AB-4MPX90	7250-01305	3/8	MPX	1/4-18	18	—	1.29	32.8	1.07	27.2
⚠ G31124-0606	6AB-6MPX90	7250-01315	3/8	MPX	3/8-18	22	—	1.24	31.5	1.07	27.2
⚠ G31124-0608	6AB-8MPX90	7250-01325	3/8	MPX	1/2-14	24	—	1.44	36.6	1.07	27.2
⚠ G31124-0804	8AB-4MPX90	7250-01335	1/2	MPX	1/4-18	22	—	1.27	32.3	1.27	32.3
⚠ G31124-0806	8AB-6MPX90	7250-01345	1/2	MPX	3/8-18	22	—	1.42	36.1	1.27	32.3
⚠ G31124-0808	8AB-8MPX90	7250-01355	1/2	MPX	1/2-14	24	—	1.62	41.2	1.27	32.3
⚠ G31124-1006	10AB-6MPX90	7250-01365	5/8	MPX	3/8-18	30	—	1.48	37.6	1.54	39.1
⚠ G31124-1008	10AB-8MPX90	7250-01375	5/8	MPX	1/2-14	30	—	1.48	37.6	1.54	39.1

⚠ **WARNING:** Cancer and Reproductive Harm - www.P65Warnings.ca.gov

Parts Continued On Next Page

Air Brake to Male Pipe Swivel - 90° - Continued

Part No.	Descr.	Prod. No.	A1	End Type 1		H1	H2	T		L	
			"			mm	mm	"	mm	"	mm
⚠ G31124-1208	12AB-8MPX90	7250-14705	3/4	MPX	1/2-14	24	—	1.53	38.9	1.55	39.4
⚠ G31124-2502	2.5AB-2MPX90	7250-14725	5/32	MPX	1/8-27	7	—	0.91	23.1	0.83	21.1

⚠ **WARNING:** Cancer and Reproductive Harm - www.P65Warnings.ca.gov

Air Brake on Run Tee to Male Pipe



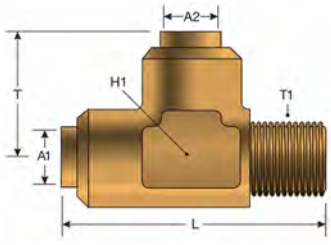

Part No.	Descr.	Prod. No.	A1	A2	End Type 1		H1	T		L	
			"	"			mm	"	mm	"	mm
⚠ G31130-0204	2MP-4AB-4AB	7250-01385	1/4	1/4	MP	1/8-27	14	0.89	22.6	1.67	42.4
⚠ G31130-0404	4MP-4AB-4AB	7250-01395	1/4	1/4	MP	1/4-18	18	0.89	22.6	1.85	47.0
⚠ G31130-0406	4MP-6AB-6AB	7250-14745	3/8	3/8	MP	1/4-18	18	1.08	27.4	2.05	52.1
⚠ G31130-0606	6MP-6AB-6AB	7250-01415	3/8	3/8	MP	3/8-18	22	1.14	29.0	2.24	56.9
⚠ G31130-0608	6MP-8AB-8AB	7250-01425	1/2	1/2	MP	3/8-18	22	1.30	33.0	2.44	62.0
⚠ G31132-0406	4MP-6AB-4AB	7250-14805	3/8	1/4	MP	1/4-18	18	0.93	23.6	2.05	52.1
⚠ G31132-0608	6MP-8AB-6AB	7250-14825	1/2	3/8	MP	3/8-18	22	1.22	31.0	2.44	62.0

⚠ **WARNING:** Cancer and Reproductive Harm - www.P65Warnings.ca.gov

Air Brake Branch Tee to Male Pipe



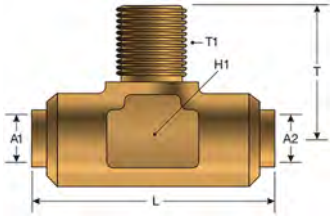

Part No.	Descr.	Prod. No.	A1	A2	End Type 1		H1	T		L	
			"	"			mm	"	mm	"	mm
⚠ G31134-0402	4AB-4AB-2MP	7250-01445	1/4	1/4	MP	1/8-27	14	0.79	20.1	1.69	42.9
⚠ G31134-0404	4AB-4AB-4MP	7250-01455	1/4	1/4	MP	1/4-18	18	0.96	24.4	1.77	45.0
⚠ G31134-0406	4AB-4AB-6MP	7250-14835	1/4	1/4	MP	3/8-18	22	1.10	27.9	1.93	49.0

⚠ **WARNING:** Cancer and Reproductive Harm - www.P65Warnings.ca.gov

Parts Continued On Next Page

HOSE/CPLG. SELECTION
EQUIPMENT
HOSE SPECIFICATION
GLOBALSPIRAL COUPLINGS
STAINLESS STEEL SPIRAL COUPLINGS
MEGACRIMP COUPLINGS
STAINLESS STEEL BRAID COUPLINGS
POWER CRIMP COUPLINGS
FIELD ATTACHABLE - TYPE T COUPLINGS
FIELD ATTACHABLE - C5 COUPLINGS
FIELD ATTACHABLE - LOCK-ON COUPLINGS
C14 COUPLINGS & ASSEMBLIES
GLP & GL COUPLINGS
GLX COUPLINGS
PCTS THERMOPLASTIC COUPLINGS
POLARSEAL COUPLINGS (ACA, ACB, ACC)
POWER STEERING CPLGS. & TOC ASSEMBLIES
ADAPTERS
QUICK DISCONNECT COUPLERS
BALL VALVES
LIVE SWIVELS
ACCESSORIES
AIR BRAKE CPLGS. & ASSEMBLIES
KITS
BRASS

Air Brake Branch Tee to Male Pipe - Continued

Part No.	Descr.	Prod. No.	A1	A2	End Type 1		H1	T		L	
			"	"			mm	"	mm	"	mm
⚠ G31134-0604	6AB-6AB-4MP	7250-01465	3/8	3/8	MP	1/4-18	18	0.96	24.4	2.17	55.1
⚠ G31134-0606	6AB-6AB-6MP	7250-01475	3/8	3/8	MP	3/8-18	22	1.10	27.9	2.28	57.9
⚠ G31134-0804	8AB-8AB-4MP	7250-01485	1/2	1/2	MP	1/4-18	22	1.14	29.0	2.44	62.0
⚠ G31134-0806	8AB-8AB-6MP	7250-01495	1/2	1/2	MP	3/8-18	22	1.14	29.0	2.6	66.0
⚠ G31134-0808	8AB-8AB-8MP	7250-01505	1/2	1/2	MP	1/2-14	24	1.42	36.1	2.68	68.1

⚠ **WARNING:** Cancer and Reproductive Harm - www.P65Warnings.ca.gov

Air Brake on Run Tee to Male Pipe Swivel



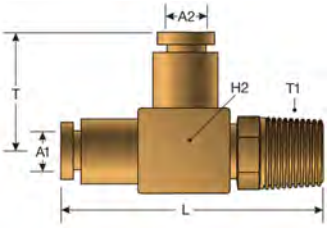

Part No.	Descr.	Prod. No.	A1	A2	End Type 1		H2	T		L	
			"	"			mm	"	mm	"	mm
⚠ G31140-0204	2MPX-4AB-4AB	7250-01515	1/4	1/4	MPX	1/8-27	11	0.83	21.1	1.75	44.5
⚠ G31140-0404	4MPX-4AB-4AB	7250-01525	1/4	1/4	MPX	1/4-18	14	0.83	21.1	1.95	49.5
⚠ G31140-0406	4MPX-6AB-6AB	7250-14925	3/8	3/8	MPX	1/4-18	19	1.07	27.2	2.36	59.9
⚠ G31140-0606	6MPX-6AB-6AB	7250-01545	3/8	3/8	MPX	3/8-18	19	1.07	27.2	2.32	58.9
⚠ G31140-0608	6MPX-8AB-8AB	7250-01555	1/2	1/2	MPX	3/8-18	22	1.27	32.3	2.69	68.3
⚠ G31140-0808	8MPX-8AB-8AB	7250-01565	1/2	1/2	MPX	1/2-14	22	1.27	32.3	2.89	73.4

⚠ **WARNING:** Cancer and Reproductive Harm - www.P65Warnings.ca.gov

Air Brake Branch Tee to Male Pipe Swivel



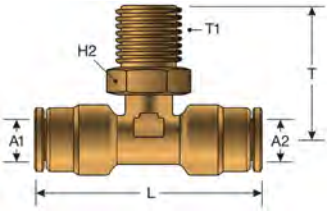

Part No.	Descr.	Prod. No.	A1	A2	End Type 1		H2	T		L	
			"	"			mm	"	mm	"	mm
⚠ G31142-0302	3AB-3AB-2MPX	7250-14935	3/16	3/16	MPX	1/8-27	11	0.89	22.6	1.57	39.9
⚠ G31142-0402	4AB-4AB-2MPX	7250-01575	1/4	1/4	MPX	1/8-27	11	0.91	23.1	1.67	42.4
⚠ G31142-0404	4AB-4AB-4MPX	7250-01585	1/4	1/4	MPX	1/4-18	14	1.12	28.5	1.67	42.4

⚠ **WARNING:** Cancer and Reproductive Harm - www.P65Warnings.ca.gov

Parts Continued On Next Page

Air Brake Branch Tee to Male Pipe Swivel - Continued

Part No.	Descr.	Prod. No.	A1	A2	End Type 1		H2	T		L	
			"	"			mm	"	mm	"	mm
⚠ G31142-0602	6AB-6AB-2MPX	7250-14945	3/8	3/8	MPX	1/8-27	14	1.09	27.7	1.92	48.8
⚠ G31142-0604	6AB-6AB-4MPX	7250-01595	3/8	3/8	MPX	1/4-18	19	1.29	32.8	2.17	55.1
⚠ G31142-0606	6AB-6AB-6MPX	7250-14955	3/8	3/8	MPX	3/8-18	19	1.24	31.5	2.17	55.1
⚠ G31142-0804	8AB-8AB-4MPX	7250-01605	1/2	1/2	MPX	1/4-18	22	1.39	35.3	2.56	65.0
⚠ G31142-0806	8AB-8AB-6MPX	7250-01615	1/2	1/2	MPX	3/8-18	22	1.42	36.1	2.56	65.0
⚠ G31142-0808	8AB-8AB-8MPX	7250-14965	1/2	1/2	MPX	1/2-14	22	1.62	41.2	2.56	65.0

⚠ **WARNING:** Cancer and Reproductive Harm - www.P65Warnings.ca.gov

Air Brake to Female Pipe



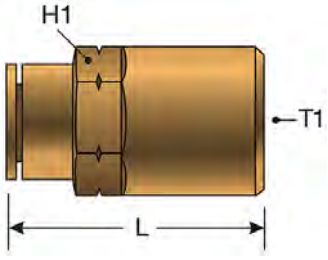

Part No.	Descr.	Prod. No.		End Type 1		H1	L	
			"			"	"	mm
⚠ G31150-0402	4AB-2FP	7250-01625	1/4	FP	1/8-27	9/16	1.31	33.3
⚠ G31150-0404	4AB-4FP	7250-01635	1/4	FP	1/4-18	11/16	1.59	40.4
⚠ G31150-0602	6AB-2FP	7250-01645	3/8	FP	1/8-27	9/16	1.74	44.2
⚠ G31150-0604	6AB-4FP	7250-01655	3/8	FP	1/4-18	11/16	1.74	44.2
⚠ G31150-0606	6AB-6FP	7250-01665	3/8	FP	3/8-18	7/8	1.78	45.2
⚠ G31150-0804	8AB-4FP	7250-01675	1/2	FP	1/4-18	11/16	2	50.8
⚠ G31150-0808	8AB-8FP	7250-01695	1/2	FP	1/2-14	11/16	2.11	53.6
⚠ G31150-2502	2.5AB-2FP	7250-14975	5/32	FP	1/8-27	9/16	1.18	30.0

⚠ **WARNING:** Cancer and Reproductive Harm - www.P65Warnings.ca.gov

HOSE/CPLG. SELECTION
EQUIPMENT
HOSE SPECIFICATION
GLOBALSPIRAL COUPLINGS
STAINLESS STEEL SPIRAL COUPLINGS
MEGACRIMP COUPLINGS
STAINLESS STEEL BRAID COUPLINGS
POWER CRIMP COUPLINGS
FIELD ATTACHABLE - TYPE T COUPLINGS
FIELD ATTACHABLE - C5 COUPLINGS
FIELD ATTACHABLE - LOCK-ON COUPLINGS
C14 COUPLINGS & ASSEMBLIES
GLP & GL COUPLINGS
GLX COUPLINGS
PCTS THERMOPLASTIC COUPLINGS
POLARSEAL COUPLINGS (ACA, ACB, ACC)
POWER STEERING CPLGS. & TOC ASSEMBLIES
ADAPTERS
QUICK DISCONNECT COUPLERS
BALL VALVES
LIVE SWIVELS
ACCESSORIES
AIR BRAKE CPLGS. & ASSEMBLIES
KITS
BRASS

HOSE/CPLG. SELECTION
EQUIPMENT
HOSE SPECIFICATION
GLOBALSPIRAL COUPLINGS
STAINLESS STEEL SPIRAL COUPLINGS
MEGACRIMP COUPLINGS
STAINLESS STEEL BRAID COUPLINGS
POWER CRIMP COUPLINGS
FIELD ATTACHABLE - TYPE T COUPLINGS
FIELD ATTACHABLE - C5 COUPLINGS
FIELD ATTACHABLE - LOCK-ON COUPLINGS
C14 COUPLINGS & ASSEMBLIES
GLP & GL COUPLINGS
GLX COUPLINGS
PCTS THERMOPLASTIC COUPLINGS
POLARSEAL COUPLINGS (ACA, ACB, ACC)
POWER STEERING CPLGS. & TOC ASSEMBLIES
ADAPTERS
QUICK DISCONNECT COUPLERS
BALL VALVES
LIVE SWIVELS
ACCESSORIES
AIR BRAKE CPLGS. & ASSEMBLIES
KITS
BRASS

Air Brake to Female Pipe - 90°



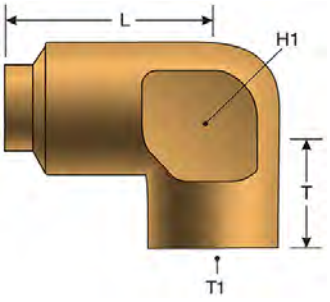

Part No.	Descr.	Prod. No.		End Type 1		H1	T		L	
			"			mm	"	mm	"	mm
⚠ G31154-0302	3AB-2FP90	7250-14985	3/16	FP	1/8-27	14	0.71	18.0	.87	22.1
⚠ G31154-0402	4AB-2FP90	7250-01705	1/4	FP	1/8-27	14	0.71	18.0	.94	23.9
⚠ G31154-0404	4AB-4FP90	7250-01715	1/4	FP	1/4-18	18	0.79	20.1	1.08	27.4
⚠ G31154-0604	6AB-4FP90	7250-01735	3/8	FP	1/4-18	18	0.79	20.1	1.31	33.3
⚠ G31154-0606	6AB-6FP90	7250-01745	3/8	FP	3/8-18	22	0.79	20.1	1.31	33.3
⚠ G31154-0806	8AB-6FP90	7250-01765	1/2	FP	3/8-18	22	0.94	23.9	1.16	29.5

⚠ **WARNING:** Cancer and Reproductive Harm - www.P65Warnings.ca.gov

Air Brake Bulkhead Union



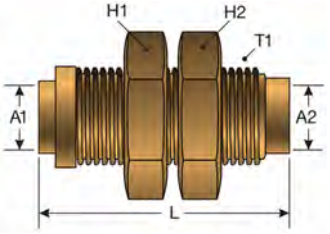

Part No.	Descr.	Prod. No.	A1	A2	End Type 1		H1	H2	L	
			"	"			"	"	"	mm
⚠ G31300-0404	4AB-4AB-BKHD	7250-01805	1/4	1/4	AB	1/4-18	15/16	15/16	1.41	35.8
⚠ G31300-0606	6AB-6AB-BKHD	7250-01815	3/8	3/8	AB	3/8-18	1 1/8	1 1/8	1.75	44.5
⚠ G31300-0808	8AB-8AB-BKHD	7250-01825	1/2	1/2	AB	1/2-14	1 5/16	1 5/16	2.02	51.3
⚠ G31300-1010	10AB-10AB-BKHD	7250-01835	5/8	5/8	AB	—	1 1/2	1 1/2	2.34	59.4

⚠ **WARNING:** Cancer and Reproductive Harm - www.P65Warnings.ca.gov

Air Brake to Female Pipe Bulkhead



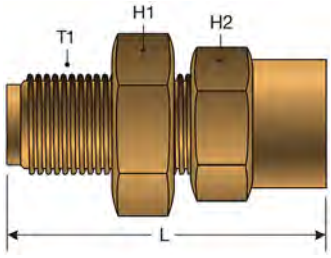

Part No.	Descr.	Prod. No.		End Type 1		H1	H2	L	
			"			mm	"	"	mm
⚠ G31360-0402	4AB-2FP-BKHD	7250-15085	1/4	FP	1/8-27	22	15/16	1.32	33.5
⚠ G31360-0404	4AB-4FP-BKHD	7250-01845	1/4	FP	1/4-18	22	15/16	1.59	40.4
⚠ G31360-0604	6AB-4FP-BKHD	7250-15095	3/8	FP	1/4-18	24	1 1/8	2.2	55.9
⚠ G31360-0606	6AB-6FP-BKHD	7250-01855	3/8	FP	3/8-18	27	1 1/8	2.2	55.9
⚠ G31360-0806	8AB-6FP-BKHD	7250-15115	1/2	FP	3/8-18	27	1 5/16	1.89	48.0
⚠ G31360-0808	8AB-8FP-BKHD	7250-01865	1/2	FP	1/2-14	27	1 5/16	2.64	67.1

⚠ **WARNING:** Cancer and Reproductive Harm - www.P65Warnings.ca.gov

Air Brake Union





Part No.	Descr.	Prod. No.	A1	A2	L	
			"	"	"	mm
⚠ G31400-0202	2AB-2AB	7250-15135	1/8	1/8	1.15	27.2
⚠ G31400-0303	3AB-3AB	7250-15145	3/16	3/16	1.36	24.5
⚠ G31400-0404	4AB-4AB	7250-01875	1/4	1/4	1.4	35.6
⚠ G31400-0604	6AB-4AB	7250-15155	3/8	1/4	1.71	43.4
⚠ G31400-0606	6AB-6AB	7250-01885	3/8	3/8	1.74	44.2
⚠ G31400-0806	8AB-6AB	7250-15165	1/2	3/8	1.91	48.5
⚠ G31400-0808	8AB-8AB	7250-01895	1/2	1/2	2.01	51.1
⚠ G31400-1010	10AB-10AB	7250-01905	5/8	5/8	2.42	61.5
⚠ G31400-1212	12AB-12AB	7250-15175	3/4	3/4	2.48	63.0
⚠ G31400-2525	2.5AB-2.5AB	7250-01915	5/32	5/32	1.18	30.0

⚠ **WARNING:** Cancer and Reproductive Harm - www.P65Warnings.ca.gov

HOSE/CPLG. SELECTION
EQUIPMENT
HOSE SPECIFICATION
GLOBALSPIRAL COUPLINGS
STAINLESS STEEL SPIRAL COUPLINGS
MEGACRIMP COUPLINGS
STAINLESS STEEL BRAID COUPLINGS
POWER CRIMP COUPLINGS
FIELD ATTACHABLE - TYPE T COUPLINGS
FIELD ATTACHABLE - C5 COUPLINGS
FIELD ATTACHABLE - LOCK-ON COUPLINGS
C14 COUPLINGS & ASSEMBLIES
GLP & GL COUPLINGS
GLX COUPLINGS
PCTS THERMOPLASTIC COUPLINGS
POLARSEAL COUPLINGS (ACA, ACB, ACC)
POWER STEERING CPLGS. & TOC ASSEMBLIES
ADAPTERS
QUICK DISCONNECT COUPLERS
BALL VALVES
LIVE SWIVELS
ACCESSORIES
AIR BRAKE CPLGS. & ASSEMBLIES
KITS
BRASS

HOSE/CPLG. SELECTION
EQUIPMENT
HOSE SPECIFICATION
GLOBALSPIRAL COUPLINGS
STAINLESS STEEL SPIRAL COUPLINGS
MEGACRIMP COUPLINGS
STAINLESS STEEL BRAID COUPLINGS
POWER CRIMP COUPLINGS
FIELD ATTACHABLE - TYPE T COUPLINGS
FIELD ATTACHABLE - C5 COUPLINGS
FIELD ATTACHABLE - LOCK-ON COUPLINGS
C14 COUPLINGS & ASSEMBLIES
GLP & GL COUPLINGS
GLX COUPLINGS
PCTS THERMOPLASTIC COUPLINGS
POLARSEAL COUPLINGS (ACA, ACB, ACC)
POWER STEERING CPLGS. & TOC ASSEMBLIES
ADAPTERS
QUICK DISCONNECT COUPLERS
BALL VALVES
LIVE SWIVELS
ACCESSORIES
AIR BRAKE CPLGS. & ASSEMBLIES
KITS
BRASS

Air Brake Union - 90° - Steel



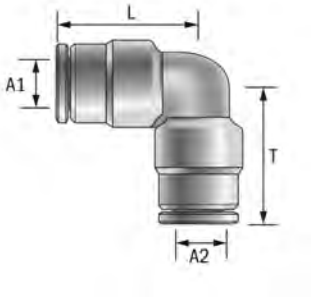

Part No.	Descr.	Prod. No.	A1	A2	T		L	
			"	"	"	mm	"	mm
G31404-0404	4AB-4AB90	7250-01925	1/4	1/4	0.83	21.1	.83	21.1
G31404-0606	6AB-6AB90	7250-01935	3/8	3/8	1.07	27.2	1.07	27.2
G31404-0808	8AB-8AB90	7250-01945	1/2	1/2	1.26	32.0	1.26	32.0

Air Brake Union - Tee



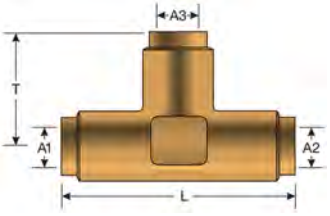

Part No.	Descr.	Prod. No.	A1	A2	A3	T		L	
			"	"	"	"	mm	"	mm
⚠ G31450-0202	2AB-2AB-2AB	7250-15195	1/8	1/8	1/8	0.63	16.0	1.26	32.0
⚠ G31450-0303	3AB-3AB-3AB	7250-15205	3/16	3/16	3/16	0.72	18.3	1.44	36.9
⚠ G31450-0404	4AB-4AB-4AB	7250-01955	1/4	1/4	1/4	0.93	23.6	1.65	41.9
⚠ G31451-0604	6AB-6AB-4AB	7250-15245	3/8	3/8	1/4	0.93	23.6	2.17	55.1
⚠ G31450-0606	6AB-6AB-6AB	7250-01965	3/8	3/8	3/8	1.07	27.2	2.13	54.1
⚠ G31451-0806	8AB-8AB-6AB	7250-15275	1/2	1/2	3/8	1.22	31.0	2.44	62.0
⚠ G31450-0808	8AB-8AB-8AB	7250-01975	1/2	1/2	1/2	1.26	32.0	2.53	64.3
⚠ G31450-1010	10AB-10AB-10AB	7250-15215	5/8	5/8	5/8	1.54	39.1	3.07	78.0
⚠ G31450-1212	12AB-12AB-12AB	7250-15225	3/4	3/4	3/4	1.56	39.6	3.12	79.3

⚠ **WARNING:** Cancer and Reproductive Harm - www.P65Warnings.ca.gov

Recommended For: Air brake systems - compressed air connectors or suspension, steering, engine, transmission or other onboard vehicle applications. Not for fuel, oil or water.

Used With: Nylon Tubing (SAE J844 or DIN 74324)

Features and Benefits: Easy to assemble, push to connect, one piece fitting. Reusable and field serviceable. Designed for strength and durability. Provides significant reduction in air system leakage. Composite fittings are up to 70% lighter than comparable brass fittings providing some weight reduction.

Conformance: Meets DOT FMVSS 571.106, SAE J113 and SAE J2494 impact resistance.

Working Pressure: 150 psi (10 bar)

Temperature Range: -40°F to +200°F (-40°C to +93C)

Materials: High Impact Nylon and Brass

Seals: O-Ring - Buna N; Thread Sealant - Precote® 5

Component Functions:

Body:	Internal and external machined threads for connection to ports. Machining retains collet, tube support and O-Ring.
Tube Support:	Prevents tube collapse during severe loading conditions.
Collet:	Collet teeth grip the tube, holding it firmly in the fitting.
O-Ring:	Internal O-Ring provides a seal and necessary interference between tube and fitting body.

Assembly Instructions:

1. Ensure tubing end is cut straight, and free of burrs.
2. Push tube through the open collet end and into the fitting.
3. Continue pushing tube through O-Ring until it bottoms out. Pull back on tube to help set the collet teeth.
4. To disconnect, first ensure there is no residual air in system, then push the tube into fitting until it bottoms out. Next, compress the collet by holding down. Use SureLok™ Quick Release Pliers, or other tool, to remove tube from the fitting.

Precote® 5 is a registered trademark of omniTECHNIK, Mikroverkapselungs GmbH.

HOSE/CPLG. SELECTION
EQUIPMENT
HOSE SPECIFICATION
GLOBALSPIRAL COUPLINGS
STAINLESS STEEL SPIRAL COUPLINGS
MEGACRIMP COUPLINGS
STAINLESS STEEL BRAID COUPLINGS
POWER CRIMP COUPLINGS
FIELD ATTACHABLE - TYPE T COUPLINGS
FIELD ATTACHABLE - C5 COUPLINGS
FIELD ATTACHABLE - LOCK-ON COUPLINGS
C14 COUPLINGS & ASSEMBLIES
GLP & GL COUPLINGS
GLX COUPLINGS
PCTS THERMOPLASTIC COUPLINGS
POLARSEAL COUPLINGS (ACA, ACB, ACC)
POWER STEERING CPLGS. & TOC ASSEMBLIES
ADAPTERS
QUICK DISCONNECT COUPLERS
BALL VALVES
LIVE SWIVELS
ACCESSORIES
AIR BRAKE CPLGS. & ASSEMBLIES
KITS
BRASS

Composite Air Brake to Male Pipe - 90°





Part No.	Descr.	Prod. No.	A1	End Type 1		H1	T		L	
			"			mm	"	mm	"	mm
⚠ G31104-0606C	6CAB-6MP90	7250-20295	3/8	MP	3/8-18	19.1	1.21	31	1.08	27.0
⚠ G31104-1008C	10CAB-8MP90	7250-20305	1/2	MP	1/2-14	31.8	1.78	45	1.52	39.0
⚠ G31104-1208C	12CAB-8MP90	7250-20285	1/2	MP	1/2-14	31.8	1.83	46	1.56	40.0

⚠ **WARNING:** Cancer and Reproductive Harm - www.P65Warnings.ca.gov

Composite Air Brake to Male Pipe Swivel - 45°



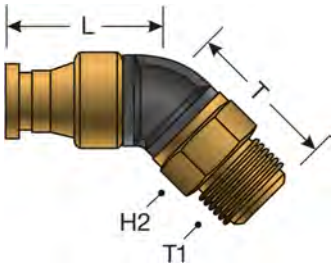

Part No.	Descr.	Prod. No.	A1	End Type 1		H2	T		L	
			"			"	"	mm	"	mm
⚠ G31122-0402C	4CAB-2MPX45	7250-20405	1/4	MPX	1/8-27	—	.98	24.9	1.03	26.2
⚠ G31122-0404C	4CAB-4MPX45	7250-20415	1/4	MPX	1/4-18	—	1.12	28.4	1.03	26.2
⚠ G31122-0406C	4CAB-6MPX45	7250-20425	1/4	MPX	3/8-18	—	1.12	28.4	1.03	26.2
⚠ G31122-0604C	6CAB-4MPX45	7250-14065	3/8	MPX	1/4-18	—	1.18	30	1.09	27.7
⚠ G31122-0606C	6CAB-6MPX45	7250-14075	3/8	MPX	3/8-18	—	1.18	30	1.09	27.7
⚠ G31122-0608C	6CAB-8MPX45	7250-20435	3/8	MPX	1/2-14	—	1.39	35.3	1.09	27.7
⚠ G31122-0806C	8CAB-6MPX45	7250-14095	1/2	MPX	3/8-18	—	1.23	31.2	1.13	28.7
⚠ G31122-0808C	8CAB-8MPX45	7250-14105	1/2	MPX	1/2-14	—	1.44	36.6	1.13	28.7

⚠ **WARNING:** Cancer and Reproductive Harm - www.P65Warnings.ca.gov

Composite Air Brake to Male Pipe Swivel - 90°



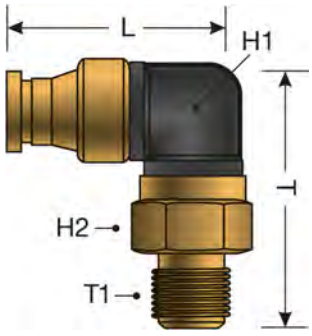

Part No.	Descr.	Prod. No.	A1	End Type 1		H1	H2	T		L	
			"			mm	mm	"	mm	"	mm
⚠ G31124-0402C	4CAB-2MPX90	7250-14205	1/4	MPX	1/8-27	—	—	1.06	26.9	1.12	28.5
⚠ G31124-0404C	4CAB-4MPX90	7250-20455	1/4	MPX	1/4-18	—	—	1.21	30.7	1.12	28.5
⚠ G31124-0406C	4CAB-6MPX90	7250-20465	1/4	MPX	3/8-18	—	—	1.21	30.7	1.12	28.5
⚠ G31124-0602C	6CAB-2MPX90	7250-20475	3/8	MPX	1/8-27	—	—	1.16	29.5	1.18	30.0
⚠ G31124-0604C	6CAB-4MPX90	7250-20485	3/8	MPX	1/4-18	—	—	1.27	32.3	1.18	30.0
⚠ G31124-0606C	6CAB-6MPX90	7250-20495	3/8	MPX	3/8-18	—	—	1.27	32.3	1.18	29.7
⚠ G31124-0608C	6CAB-8MPX90	7250-20505	3/8	MPX	1/2-14	—	—	1.49	37.8	1.18	30.0
⚠ G31124-0804C	8CAB-4MPX90	7250-14275	1/2	MPX	1/4-18	—	—	1.34	34	1.24	31.5
⚠ G31124-0806C	8CAB-6MPX90	7250-14285	1/2	MPX	3/8-18	—	—	1.34	34	1.24	31.5
⚠ G31124-0808C	8CAB-8MPX90	7250-14295	1/2	MPX	1/2-14	—	—	1.55	39.4	1.24	31.5

⚠ **WARNING:** Cancer and Reproductive Harm - www.P65Warnings.ca.gov

Air Brake on Run Tee to Male Pipe Swivel



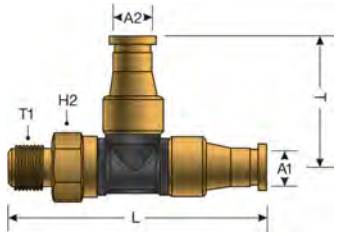

Part No.	Descr.	Prod. No.	A1	A2	End Type 1		H2	T		L	
			"	"			mm	"	mm	"	mm
⚠ G31140-0204C	2MPX-4CAB-4CAB	7250-14305	1/4	1/4	MPX	1/8-27	—	1.12	28.4	2.28	57.9
⚠ G31140-0404C	4MPX-4CAB-4CAB	7250-14315	1/4	1/4	MPX	1/4-18	—	1.12	28.4	2.33	59.2
⚠ G31140-0406C	4MPX-6CAB-6CAB	7250-14335	1/4	1/4	MPX	3/8-18	—	1.12	28.4	2.33	59.2
⚠ G31140-0604C	6MPX-4CAB-4CAB	7250-14325	3/8	3/8	MPX	1/4-18	—	1.18	30	2.45	62.2
⚠ G31140-0606C	6MPX-6CAB-6CAB	7250-14345	3/8	3/8	MPX	3/8-18	—	1.18	30	2.45	62.2
⚠ G31140-0608C	6MPX-8CAB-8CAB	7250-14365	3/8	3/8	MPX	1/2-14	—	1.18	30	2.67	67.8
⚠ G31140-0806C	8MPX-6CAB-6CAB	7250-14355	1/2	1/2	MPX	3/8-18	—	1.24	31.5	2.58	65.5
⚠ G31140-0808C	8MPX-8CAB-8CAB	7250-14375	1/2	1/2	MPX	1/2-14	—	1.24	31.5	2.79	70.9

⚠ **WARNING:** Cancer and Reproductive Harm - www.P65Warnings.ca.gov

HOSE/CPLG. SELECTION
EQUIPMENT
HOSE SPECIFICATION
GLOBALSPIRAL COUPLINGS
STAINLESS STEEL SPIRAL COUPLINGS
MEGACRIMP COUPLINGS
STAINLESS STEEL BRAID COUPLINGS
POWER CRIMP COUPLINGS
FIELD ATTACHABLE - TYPE T COUPLINGS
FIELD ATTACHABLE - C5 COUPLINGS
FIELD ATTACHABLE - LOCK-ON COUPLINGS
C14 COUPLINGS & ASSEMBLIES
GLP & GL COUPLINGS
GLX COUPLINGS
PCTS THERMOPLASTIC COUPLINGS
POLARSEAL COUPLINGS (ACA, ACB, ACC)
POWER STEERING CPLGS. & TOC ASSEMBLIES
ADAPTERS
QUICK DISCONNECT COUPLERS
BALL VALVES
LIVE SWIVELS
ACCESSORIES
AIR BRAKE CPLGS. & ASSEMBLIES
KITS
BRASS

Air Brake Branch Tee to Male Pipe Swivel



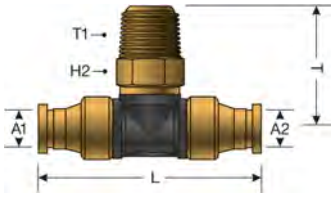

Part No.	Descr.	Prod. No.	A1	A2	End Type 1		H2	T		L	
			"	"			mm	"	mm	"	mm
⚠ G31142-0402C	4CAB-4CAB-2MPX	7250-14385	1/4	1/4	MPX	1/8-27	—	1.06	26.9	2.24	56.9
⚠ G31142-0404C	4CAB-4CAB-4MPX	7250-14395	1/4	1/4	MPX	1/4-18	—	1.21	30.7	2.24	56.9
⚠ G31142-0406C	4CAB-4CAB-6MPX	7250-14405	1/4	1/4	MPX	3/8-18	—	1.21	30.7	2.24	56.9
⚠ G31142-0604C	6CAB-6CAB-4MPX	7250-14415	3/8	3/8	MPX	1/4-18	—	1.27	32.3	2.36	59.9
⚠ G31142-0606C	6CAB-6CAB-6MPX	7250-14425	3/8	3/8	MPX	3/8-18	—	1.27	32.3	2.36	59.9
⚠ G31142-0608C	6CAB-6CAB-8MPX	7250-14435	3/8	3/8	MPX	1/2-14	—	1.49	37.8	2.36	59.9
⚠ G31142-0806C	8CAB-8CAB-6MPX	7250-14445	1/2	1/2	MPX	3/8-18	—	1.34	34	2.48	62.9
⚠ G31142-0808C	8CAB-8CAB-8MPX	7250-14455	1/2	1/2	MPX	1/2-14	—	1.55	39.4	2.48	62.9

⚠ **WARNING:** Cancer and Reproductive Harm - www.P65Warnings.ca.gov

Composite Air Brake Union



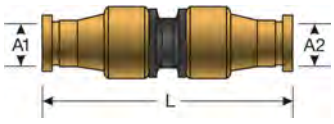

Part No.	Descr.	Prod. No.	A1	A2	L	
			"	"	"	mm
⚠ G31400-0404C	4CAB-4CAB	7250-14115	1/4	1/4	1.9	48.0
⚠ G31400-0606C	6CAB-6CAB	7250-20345	3/8	3/8	1.67	42.0
⚠ G31400-0808C	8CAB-8CAB	7250-20445	1/2	1/2	1.9	48.3

⚠ **WARNING:** Cancer and Reproductive Harm - www.P65Warnings.ca.gov

Composite Air Brake Union - 90°



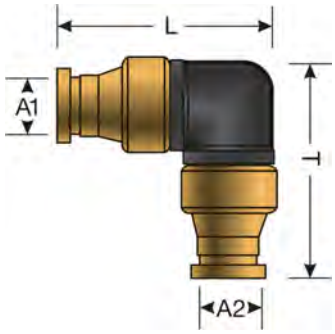

Part No.	Descr.	Prod. No.	A1	A2	T		L	
			"	"	"	mm	"	mm
⚠ G31404-0404C	4CAB-4CAB90	7250-14175	1/4	1/4	1.12	28.45	1.12	28.5
⚠ G31404-0606C	6CAB-6CAB90	7250-14185	3/8	3/8	1.18	29.97	1.18	30.0
⚠ G31404-0808C	8CAB-8CAB90	7250-14195	1/2	1/2	1.24	31.5	1.24	31.5

⚠ **WARNING:** Cancer and Reproductive Harm - www.P65Warnings.ca.gov

Composite Air Brake Union Tee



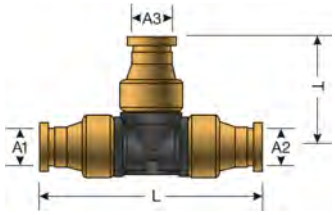

Part No.	Descr.	Prod. No.	A1	A2	A3	T		L	
			"	"	"	"	mm	"	mm
⚠ G31450-0404C	4CAB-4CAB-4CAB	7250-14145	1/4	1/4	1/4	1.12	28.45	2.24	56.9
⚠ G31450-0606C	6CAB-6CAB-6CAB	7250-20385	3/8	3/8	3/8	1.07	27	1.83	46.0
⚠ G31450-0808C	8CAB-8CAB-8CAB	7250-14165	1/2	1/2	1/2	1.24	31.5	2.48	62.9

⚠ **WARNING:** Cancer and Reproductive Harm - www.P65Warnings.ca.gov

HOSE/CPLG. SELECTION
EQUIPMENT
HOSE SPECIFICATION
GLOBALSPIRAL COUPLINGS
STAINLESS STEEL SPIRAL COUPLINGS
MEGACRIMP COUPLINGS
STAINLESS STEEL BRAID COUPLINGS
POWER CRIMP COUPLINGS
FIELD ATTACHABLE - TYPE T COUPLINGS
FIELD ATTACHABLE - C5 COUPLINGS
FIELD ATTACHABLE - LOCK-ON COUPLINGS
C14 COUPLINGS & ASSEMBLIES
GLP & GL COUPLINGS
GLX COUPLINGS
PCTS THERMOPLASTIC COUPLINGS
POLARSEAL COUPLINGS (ACA, ACB, ACC)
POWER STEERING CPLGS. & TOC ASSEMBLIES
ADAPTERS
QUICK DISCONNECT COUPLERS
BALL VALVES
LIVE SWIVELS
ACCESSORIES
AIR BRAKE CPLGS. & ASSEMBLIES
KITS
BRASS

HOSE/CPLG. SELECTION
EQUIPMENT
HOSE SPECIFICATION
GLOBALSPIRAL COUPLINGS
STAINLESS STEEL SPIRAL COUPLINGS
MEGACRIMP COUPLINGS
STAINLESS STEEL BRAID COUPLINGS
POWER CRIMP COUPLINGS
FIELD ATTACHABLE - TYPE T COUPLINGS
FIELD ATTACHABLE - C5 COUPLINGS
FIELD ATTACHABLE - LOCK-ON COUPLINGS
C14 COUPLINGS & ASSEMBLIES
GLP & GL COUPLINGS
GLX COUPLINGS
PCTS THERMOPLASTIC COUPLINGS
POLARSEAL COUPLINGS (ACA, ACB, ACC)
POWER STEERING CPLGS. & TOC ASSEMBLIES
ADAPTERS
QUICK DISCONNECT COUPLERS
BALL VALVES
LIVE SWIVELS
ACCESSORIES
AIR BRAKE CPLGS. & ASSEMBLIES
KITS
BRASS

Air Brake on Run to Male Pipe - Y





Part No.	Descr.	Prod. No.	A1 "	A2 "	End Type 1	
⚠ G56978-0204	2MPX-4SLI-4SLI-Y	7250-09155	1/4	1/4	MPX	1/8-27

⚠ **WARNING:** Cancer and Reproductive Harm - www.P65Warnings.ca.gov

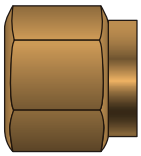

Nut (A)



Sleeve (B)



Tube Support (C)

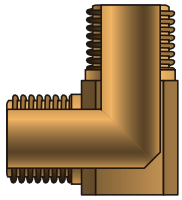

Coupling Body (D)

Tube O.D. (in)	1/4	3/8	1/2	5/8	3/4
Thread Size	7/16-24	9/16-24	11/16-20	13/16-18	1–18

Recommended For: Use in air brake systems - compressed air for suspension, steering, engine, transmission or other onboard vehicle applications. As a connector on all air brake systems at locations other than between chassis frame and axle or between towed and towing vehicle.

Used With: Nylon Tubing (SAE J844 or DIN 74324)

Features and Benefits: Easy to assemble, field serviceable fitting consisting of four component parts.

Conformance: Meets DOT FMVSS 571.106, SAE J246, SAE J1131, DIN 74324 and German TUV requirements.

Working Pressure: 150 psi (10 bar)

Temperature Range: -40°F to +200°F (-40°C to +93°C)

Material: 360 Brass

Assembly Instructions:

1. Ensure tubing end is cut straight, and free of burrs.
2. Slide nut “A” and then tube sleeve “B” onto tubing. The threaded end of nut “A” must face toward the coupling body “D”.
3. Insert tube into the preassembled fitting until it bottoms in the coupling body “D”.
4. Hand tighten nut onto fitting, mark nut and fitting as indicated in below diagrams.

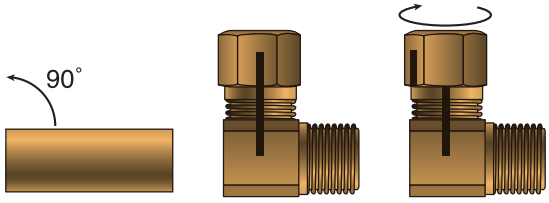

5. Using a wrench, continue tighten the connection by the number of turns indicated in the chart below.

Tube Size O.D. (in)	Turns from Hand Tight
1/4	3
3/8, 1/2, 5/8	4
3/4	3-1/2

Disassembly Instructions: Remove nut and pull the tubing out of coupling body “D”. Insert will remain in tubing.

Reassembly Instructions: Push tubing and insert “C” into coupling body “D” until it bottoms, then thread nut “A” into coupling body “D” and torque per the chart below.

HOSE/CPLG. SELECTION
EQUIPMENT
HOSE SPECIFICATION
GLOBALSPIRAL COUPLINGS
STAINLESS STEEL SPIRAL COUPLINGS
MEGACRIMP COUPLINGS
STAINLESS STEEL BRAID COUPLINGS
POWER CRIMP COUPLINGS
FIELD ATTACHABLE - TYPE T COUPLINGS
FIELD ATTACHABLE - C5 COUPLINGS
FIELD ATTACHABLE - LOCK-ON COUPLINGS
C14 COUPLINGS & ASSEMBLIES
GLP & GL COUPLINGS
GLX COUPLINGS
PCTS THERMOPLASTIC COUPLINGS
POLARSEAL COUPLINGS (ACA, ACB, ACC)
POWER STEERING CPLGS. & TOC ASSEMBLIES
ADAPTERS
QUICK DISCONNECT COUPLERS
BALL VALVES
LIVE SWIVELS
ACCESSORIES
AIR BRAKE CPLGS. & ASSEMBLIES
KITS
BRASS

Air Brake Compression Tube Support Insert - Steel





Part No.	Descr.	Prod. No.	A1 "
G32040-0004	4TSI-ABC	7250-01985	1/4
G32040-0006	6TSI-ABC	7250-01995	3/8
G32040-0008	8TSI-ABC	7250-02005	1/2
G32040-0010	10TSI-ABC	7250-02015	5/8
G32040-0012	12TSI-ABC	7250-02025	3/4

Air Brake Compression Tube Support Insert





Part No.	Descr.	Prod. No.	A1 "	Standard Pack
⚠ G32040-0004B	4TSI-ABCB	7250-31985	1/4	10
⚠ G32040-0006B	6TSI-ABCB	7250-31995	3/8	10
⚠ G32040-0008B	8TSI-ABCB	7250-32005	1/2	5
⚠ G32040-0010B	10TSI-ABCB	7250-32015	5/8	5
⚠ G32040-0012B	12TSI-ABCB	7250-32025	3/4	5

⚠ **WARNING:** Cancer and Reproductive Harm - www.P65Warnings.ca.gov

Air Brake Compression Tube Sleeve



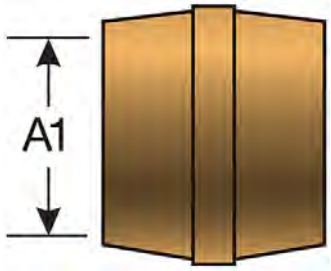

Part No.	Descr.	Prod. No.	A1 "	Standard Pack
⚠ G32050-0004	4TS-ABC	7250-02035	1/4	10
⚠ G32050-0006	6TS-ABC	7250-02045	3/8	5
⚠ G32050-0008	8TS-ABC	7250-02055	1/2	1
⚠ G32050-0010	10TS-ABC	7250-02065	5/8	1
⚠ G32050-0012	12TS-ABC	7250-02075	3/4	1

⚠ **WARNING:** Cancer and Reproductive Harm - www.P65Warnings.ca.gov

Air Brake Compression Tube Sleeve Nut



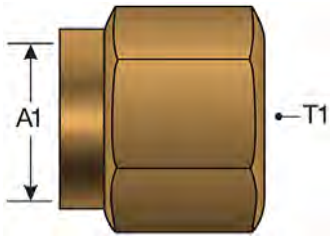

Part No.	Descr.	Prod. No.	A1 "	End Type 1		Standard Pack
⚠ G32060-0004	4TSN-ABC	7250-02085	1/4	ABC	7/16-24	10
⚠ G32060-0006	6TSN-ABC	7250-02095	3/8	ABC	17/32-24	5
⚠ G32060-0008	8TSN-ABC	7250-02105	1/2	ABC	11/16-20	1
⚠ G32060-0010	10TSN-ABC	7250-02115	5/8	ABC	13/16-18	1
⚠ G32060-0012	12TSN-ABC	7250-02125	3/4	ABC	1-18	1

⚠ **WARNING:** Cancer and Reproductive Harm - www.P65Warnings.ca.gov

HOSE/CPLG. SELECTION
EQUIPMENT
HOSE SPECIFICATION
GLOBALSPIRAL COUPLINGS
STAINLESS STEEL SPIRAL COUPLINGS
MEGACRIMP COUPLINGS
STAINLESS STEEL BRAID COUPLINGS
POWER CRIMP COUPLINGS
FIELD ATTACHABLE - TYPE T COUPLINGS
FIELD ATTACHABLE - C5 COUPLINGS
FIELD ATTACHABLE - LOCK-ON COUPLINGS
C14 COUPLINGS & ASSEMBLIES
GLP & GL COUPLINGS
GLX COUPLINGS
PCTS THERMOPLASTIC COUPLINGS
POLARSEAL COUPLINGS (ACA, ACB, ACC)
POWER STEERING CPLGS. & TOC ASSEMBLIES
ADAPTERS
QUICK DISCONNECT COUPLERS
BALL VALVES
LIVE SWIVELS
ACCESSORIES
AIR BRAKE CPLGS. & ASSEMBLIES
KITS
BRASS

Air Brake Compression to Male Pipe



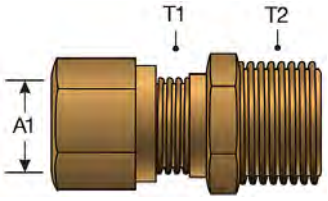

Part No.	Descr.	Prod. No.	A1 "	End Type 1		End Type 2	
⚠ G32100-0401	4ABC-1MP	7250-02135	1/4	ABC	7/16-24	MP	1/16-32
⚠ G32100-0402	4ABC-2MP	7250-02145	1/4	ABC	7/16-24	MP	1/8-27
⚠ G32100-0404	4ABC-4MP	7250-02155	1/4	ABC	7/16-24	MP	1/4-18
⚠ G32100-0406	4ABC-6MP	7250-02165	1/4	ABC	7/16-24	MP	3/8-18
⚠ G32100-0602	6ABC-2MP	7250-02175	3/8	ABC	17/32-24	MP	1/8-27
⚠ G32100-0604	6ABC-4MP	7250-02185	3/8	ABC	17/32-24	MP	1/4-18
⚠ G32100-0606	6ABC-6MP	7250-02195	3/8	ABC	17/32-24	MP	3/8-18
⚠ G32100-0608	6ABC-8MP	7250-02205	3/8	ABC	17/32-24	MP	1/2-14
⚠ G32100-0804	8ABC-4MP	7250-02215	1/2	ABC	11/16-20	MP	1/4-18
⚠ G32100-0806	8ABC-6MP	7250-02225	1/2	ABC	11/16-20	MP	3/8-18
⚠ G32100-0808	8ABC-8MP	7250-02235	1/2	ABC	11/16-20	MP	1/2-14
⚠ G32100-0812	8ABC-12MP	7250-02245	1/2	ABC	11/16-20	MP	3/4-14
⚠ G32100-1006	10ABC-6MP	7250-02255	5/8	ABC	13/16-18	MP	3/8-18
⚠ G32100-1008	10ABC-8MP	7250-02265	5/8	ABC	13/16-18	MP	1/2-14
⚠ G32100-1012	10ABC-12MP	7250-02275	5/8	ABC	13/16-18	MP	3/4-14
⚠ G32100-1208	12ABC-8MP	7250-02285	3/4	ABC	1-18	MP	1/2-14
⚠ G32100-1212	12ABC-12MP	7250-02295	3/4	ABC	1-18	MP	3/4-14

⚠ **WARNING:** Cancer and Reproductive Harm - www.P65Warnings.ca.gov

Air Brake Compression to Male Pipe - 45°



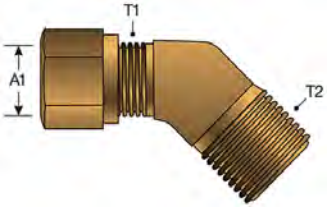

Part No.	Descr.	Prod. No.	A1 "	End Type 1		End Type 2	
⚠ G32102-0402	4ABC-2MP45	7250-02305	1/4	ABC	7/16-24	MP	1/8-27
⚠ G32102-0404	4ABC-4MP45	7250-02315	1/4	ABC	7/16-24	MP	1/4-18
⚠ G32102-0602	6ABC-2MP45	7250-02325	3/8	ABC	17/32-24	MP	1/8-27
⚠ G32102-0604	6ABC-4MP45	7250-02335	3/8	ABC	17/32-24	MP	1/4-18
⚠ G32102-0606	6ABC-6MP45	7250-02345	3/8	ABC	17/32-24	MP	3/8-18
⚠ G32102-0608	6ABC-8MP45	7250-02355	3/8	ABC	17/32-24	MP	1/2-14
⚠ G32102-0804	8ABC-4MP45	7250-02365	1/2	ABC	11/16-20	MP	1/4-18
⚠ G32102-0806	8ABC-6MP45	7250-02375	1/2	ABC	11/16-20	MP	3/8-18
⚠ G32102-0808	8ABC-8MP45	7250-02385	1/2	ABC	11/16-20	MP	1/2-14

⚠ **WARNING:** Cancer and Reproductive Harm - www.P65Warnings.ca.gov

Parts Continued On Next Page

Air Brake Compression to Male Pipe - 45° - Continued

Part No.	Descr.	Prod. No.	A1 "	End Type 1		End Type 2	
⚠ G32102-1008	10ABC-8MP45	7250-02395	5/8	ABC	13/16-18	MP	1/2-14

⚠ **WARNING:** Cancer and Reproductive Harm - www.P65Warnings.ca.gov

Air Brake Compression to Male Pipe - 90°





Part No.	Descr.	Prod. No.	A1 "	End Type 1		End Type 2	
⚠ G32104-0402	4ABC-2MP90	7250-02405	1/4	ABC	7/16-24	MP	1/8-27
⚠ G32104-0404	4ABC-4MP90	7250-02415	1/4	ABC	7/16-24	MP	1/4-18
⚠ G32104-0406	4ABC-6MP90	7250-02425	1/4	ABC	7/16-24	MP	3/8-18
⚠ G32104-0602	6ABC-2MP90	7250-02435	3/8	ABC	17/32-24	MP	1/8-27
⚠ G32104-0604	6ABC-4MP90	7250-02445	3/8	ABC	17/32-24	MP	1/4-18
⚠ G32104-0606	6ABC-6MP90	7250-02455	3/8	ABC	17/32-24	MP	3/8-18
⚠ G32104-0608	6ABC-8MP90	7250-02465	3/8	ABC	17/32-24	MP	1/2-14
⚠ G32104-0804	8ABC-4MP90	7250-02475	1/2	ABC	11/16-20	MP	1/4-18
⚠ G32104-0806	8ABC-6MP90	7250-02485	1/2	ABC	11/16-20	MP	3/8-18
⚠ G32104-0808	8ABC-8MP90	7250-02495	1/2	ABC	11/16-20	MP	1/2-14
⚠ G32104-1006	10ABC-6MP90	7250-02505	5/8	ABC	13/16-18	MP	3/8-18
⚠ G32104-1008	10ABC-8MP90	7250-02515	5/8	ABC	13/16-18	MP	1/2-14
⚠ G32104-1012	10ABC-12MP90	7250-02525	5/8	ABC	13/16-18	MP	3/4-14
⚠ G32104-1208	12ABC-8MP90	7250-02545	3/4	ABC	1-18	MP	1/2-14
⚠ G32104-1212	12ABC-12MP90	7250-15335	3/4	ABC	1-18	MP	3/4-14

⚠ **WARNING:** Cancer and Reproductive Harm - www.P65Warnings.ca.gov

HOSE/CPLG. SELECTION
EQUIPMENT
HOSE SPECIFICATION
GLOBALSPIRAL COUPLINGS
STAINLESS STEEL SPIRAL COUPLINGS
MEGACRIMP COUPLINGS
STAINLESS STEEL BRAID COUPLINGS
POWER CRIMP COUPLINGS
FIELD ATTACHABLE - TYPE T COUPLINGS
FIELD ATTACHABLE - C5 COUPLINGS
FIELD ATTACHABLE - LOCK-ON COUPLINGS
C14 COUPLINGS & ASSEMBLIES
GLP & GL COUPLINGS
GLX COUPLINGS
PCTS THERMOPLASTIC COUPLINGS
POLARSEAL COUPLINGS (ACA, ACB, ACC)
POWER STEERING CPLGS. & TOC ASSEMBLIES
ADAPTERS
QUICK DISCONNECT COUPLERS
BALL VALVES
LIVE SWIVELS
ACCESSORIES
AIR BRAKE CPLGS. & ASSEMBLIES
KITS
BRASS

Air Brake Compression on Run Tee to Male Pipe



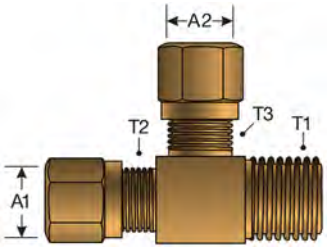

Part No.	Descr.	Prod. No.	A1 "	A2 "	End Type 1		End Type 2		End Type 3	
⚠ G32130-0204	2MP-4ABC-4ABC	7250-02595	1/4	1/4	MP	1/8-27	ABC	7/16-24	ABC	7/16-24
⚠ G32130-0406	4MP-6ABC-6ABC	7250-15365	3/8	3/8	MP	1/4-18	ABC	17/32-24	ABC	17/32-24
⚠ G32130-0606	6MP-6ABC-6ABC	7250-02615	3/8	3/8	MP	3/8-18	ABC	17/32-24	ABC	17/32-24
⚠ G32130-0608	6MP-8ABC-8ABC	7250-15375	1/2	1/2	MP	3/8-18	ABC	11/16-20	ABC	11/16-20
⚠ G32130-0808	8MP-8ABC-8ABC	7250-15385	1/2	1/2	MP	1/2-14	ABC	11/16-20	ABC	11/16-20
⚠ G32130-0810	8MP-10ABC-10ABC	7250-15395	5/8	5/8	MP	1/2-14	ABC	13/16-18	ABC	13/16-18
⚠ G32131-0406	4MP-4ABC-6ABC	7250-02655	1/4	3/8	MP	1/4-18	ABC	7/16-24	ABC	17/32-24

⚠ **WARNING:** Cancer and Reproductive Harm - www.P65Warnings.ca.gov

Air Brake Compression Branch Tee to Male Pipe





Part No.	Descr.	Prod. No.	A1 "	A2 "	End Type 1		End Type 2		End Type 3	
⚠ G32134-0402	4ABC-4ABC-2MP	7250-02675	1/4	1/4	ABC	7/16-24	ABC	7/16-24	MP	1/8-27
⚠ G32134-0404	4ABC-4ABC-4MP	7250-15405	1/4	1/4	ABC	7/16-24	ABC	7/16-24	MP	1/4-18
⚠ G32136-0604	6ABC-4ABC-4MP	7250-02735	3/8	1/4	ABC	17/32-24	ABC	7/16-24	MP	1/4-18
⚠ G32134-0602	6ABC-6ABC-2MP	7250-02685	3/8	3/8	ABC	17/32-24	ABC	17/32-24	MP	1/8-27
⚠ G32134-0604	6ABC-6ABC-4MP	7250-02695	3/8	3/8	ABC	17/32-24	ABC	17/32-24	MP	1/4-18
⚠ G32134-0606	6ABC-6ABC-6MP	7250-02705	3/8	3/8	ABC	17/32-24	ABC	17/32-24	MP	3/8-18
⚠ G32134-0806	8ABC-8ABC-6MP	7250-02715	1/2	1/2	ABC	11/16-20	ABC	11/16-20	MP	3/8-18
⚠ G32134-0808	8ABC-8ABC-8MP	7250-02725	1/2	1/2	ABC	11/16-20	ABC	11/16-20	MP	1/2-14
⚠ G32134-1008	10ABC-10ABC-8MP	7250-15425	5/8	5/8	ABC	13/16-18	ABC	13/16-18	MP	1/2-14

⚠ **WARNING:** Cancer and Reproductive Harm - www.P65Warnings.ca.gov

Air Brake Compression to Female Pipe



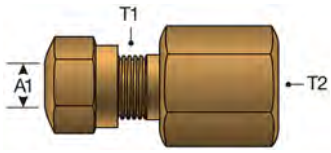

Part No.	Descr.	Prod. No.	A1 "	End Type 1		End Type 2	
⚠ G32150-0402	4ABC-2FP	7250-02765	1/4	ABC	7/16-24	FP	1/8-27
⚠ G32150-0404	4ABC-4FP	7250-15435	1/4	ABC	7/16-24	FP	1/4-18
⚠ G32150-0602	6ABC-2FP	7250-02775	3/8	ABC	17/32-24	FP	1/8-27
⚠ G32150-0604	6ABC-4FP	7250-02785	3/8	ABC	17/32-24	FP	1/4-18
⚠ G32150-0606	6ABC-6FP	7250-02795	3/8	ABC	17/32-24	FP	3/8-18
⚠ G32150-0806	8ABC-6FP	7250-02805	1/2	ABC	11/16-20	FP	3/8-18
⚠ G32150-0808	8ABC-8FP	7250-15445	1/2	ABC	11/16-20	FP	1/2-14
⚠ G32150-1006	10ABC-6FP	7250-15455	5/8	ABC	13/16-18	FP	3/8-18
⚠ G32150-1008	10ABC-8FP	7250-15465	5/8	ABC	13/16-18	FP	1/2-14
⚠ G32150-1208	12ABC-8FP	7250-02815	3/4	ABC	1-18	FP	1/2-14

⚠ **WARNING:** Cancer and Reproductive Harm - www.P65Warnings.ca.gov

Air Brake Compression to Female Pipe - 90°



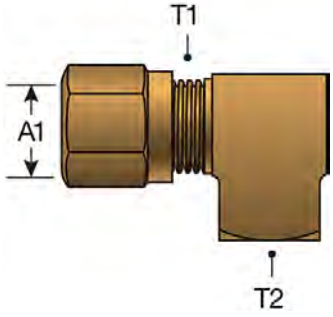

Part No.	Descr.	Prod. No.	A1 "	End Type 1		End Type 2	
⚠ G32154-0402	4ABC-2FP90	7250-02825	1/4	ABC	7/16-24	FP	1/8-27
⚠ G32154-0404	4ABC-4FP90	7250-15475	1/4	ABC	7/16-24	FP	1/4-18
⚠ G32154-0602	6ABC-2FP90	7250-15485	3/8	ABC	17/32-24	FP	1/8-27
⚠ G32154-0604	6ABC-4FP90	7250-02835	3/8	ABC	17/32-24	FP	1/4-18
⚠ G32154-0606	6ABC-6FP90	7250-02845	3/8	ABC	17/32-24	FP	3/8-18
⚠ G32154-0806	8ABC-6FP90	7250-02855	1/2	ABC	11/16-20	FP	3/8-18
⚠ G32154-0808	8ABC-8FP90	7250-15495	1/2	ABC	11/16-20	FP	1/2-14
⚠ G32154-1008	10ABC-8FP90	7250-15505	5/8	ABC	13/16-18	FP	1/2-14

⚠ **WARNING:** Cancer and Reproductive Harm - www.P65Warnings.ca.gov

HOSE/CPLG. SELECTION
EQUIPMENT
HOSE SPECIFICATION
GLOBALSPIRAL COUPLINGS
STAINLESS STEEL SPIRAL COUPLINGS
MEGACRIMP COUPLINGS
STAINLESS STEEL BRAID COUPLINGS
POWER CRIMP COUPLINGS
FIELD ATTACHABLE - TYPE T COUPLINGS
FIELD ATTACHABLE - C5 COUPLINGS
FIELD ATTACHABLE - LOCK-ON COUPLINGS
C14 COUPLINGS & ASSEMBLIES
GLP & GL COUPLINGS
GLX COUPLINGS
PCTS THERMOPLASTIC COUPLINGS
POLARSEAL COUPLINGS (ACA, ACB, ACC)
POWER STEERING CPLGS. & TOC ASSEMBLIES
ADAPTERS
QUICK DISCONNECT COUPLERS
BALL VALVES
LIVE SWIVELS
ACCESSORIES
AIR BRAKE CPLGS. & ASSEMBLIES
KITS
BRASS

Air Brake Compression Branch Tee to Female Pipe



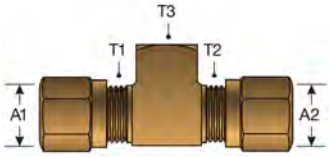

Part No.	Descr.	Prod. No.	A1 "	A2 "	End Type 1		End Type 2		End Type 3	
⚠ G32160-0604	6ABC-6ABC-4FP	7250-02865	3/8	3/8	ABC	17/32-24	ABC	17/32-24	FP	1/4-18
⚠ G32160-0804	8ABC-8ABC-4FP	7250-02875	1/2	1/2	ABC	11/16-20	ABC	11/16-20	FP	1/4-18
⚠ G32160-1004	10ABC-10ABC-4FP	7250-02885	5/8	5/8	ABC	13/16-18	ABC	13/16-18	FP	1/4-18

⚠ **WARNING:** Cancer and Reproductive Harm - www.P65Warnings.ca.gov

Air Brake Compression Bulkhead Union



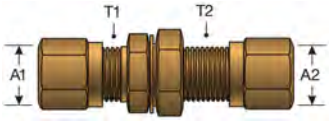

Part No.	Descr.	Prod. No.	A1 "	A2 "	End Type 1		End Type 2	
⚠ G32300-0404	4ABC-4ABC-BKHD	7250-02935	1/4	1/4	ABC	7/16-24	ABC	7/16-24
⚠ G32300-0606	6ABC-6ABC-BKHD	7250-02945	3/8	3/8	ABC	17/32-24	ABC	17/32-24
⚠ G32300-0808	8ABC-8ABC-BKHD	7250-02955	1/2	1/2	ABC	11/16-20	ABC	11/16-20
⚠ G32300-1010	10ABC-10ABC-BKHD	7250-02965	5/8	5/8	ABC	13/16-18	ABC	13/16-18

⚠ **WARNING:** Cancer and Reproductive Harm - www.P65Warnings.ca.gov

Air Brake Compression Union



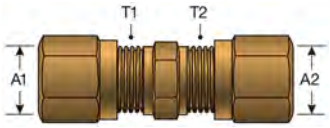

Part No.	Descr.	Prod. No.	A1 "	A2 "	End Type 1		End Type 2	
⚠ G32400-0404	4ABC-4ABC	7250-02975	1/4	1/4	ABC	7/16-24	ABC	7/16-24
⚠ G32400-0606	6ABC-6ABC	7250-02985	3/8	3/8	ABC	17/32-24	ABC	17/32-24
⚠ G32400-0808	8ABC-8ABC	7250-02995	1/2	1/2	ABC	11/16-20	ABC	11/16-20
⚠ G32400-1010	10ABC-10ABC	7250-03005	5/8	5/8	ABC	13/16-18	ABC	13/16-18
⚠ G32400-1212	12ABC-12ABC	7250-03015	3/4	3/4	ABC	1-18	ABC	1-18

⚠ **WARNING:** Cancer and Reproductive Harm - www.P65Warnings.ca.gov

Air Brake Compression Union - 90°



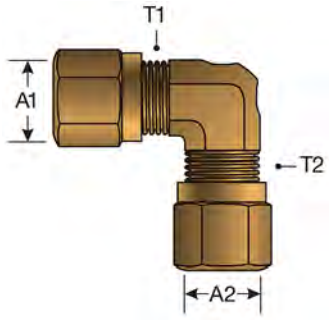

Part No.	Descr.	Prod. No.	A1 "	A2 "	End Type 1		End Type 2	
⚠ G32404-0404	4ABC-4ABC90	7250-03025	1/4	1/4	ABC	7/16-24	ABC	7/16-24
⚠ G32404-0606	6ABC-6ABC90	7250-03035	3/8	3/8	ABC	17/32-24	ABC	17/32-24
⚠ G32404-0808	8ABC-8ABC90	7250-03045	1/2	1/2	ABC	11/16-20	ABC	11/16-20
⚠ G32404-1010	10ABC-10ABC90	7250-03055	5/8	5/8	ABC	13/16-18	ABC	13/16-18

⚠ **WARNING:** Cancer and Reproductive Harm - www.P65Warnings.ca.gov

HOSE/CPLG. SELECTION
EQUIPMENT
HOSE SPECIFICATION
GLOBALSPIRAL COUPLINGS
STAINLESS STEEL SPIRAL COUPLINGS
MEGACRIMP COUPLINGS
STAINLESS STEEL BRAID COUPLINGS
POWER CRIMP COUPLINGS
FIELD ATTACHABLE - TYPE T COUPLINGS
FIELD ATTACHABLE - C5 COUPLINGS
FIELD ATTACHABLE - LOCK-ON COUPLINGS
C14 COUPLINGS & ASSEMBLIES
GLP & GL COUPLINGS
GLX COUPLINGS
PCTS THERMOPLASTIC COUPLINGS
POLARSEAL COUPLINGS (ACA, ACB, ACC)
POWER STEERING CPLGS. & TOC ASSEMBLIES
ADAPTERS
QUICK DISCONNECT COUPLERS
BALL VALVES
LIVE SWIVELS
ACCESSORIES
AIR BRAKE CPLGS. & ASSEMBLIES
KITS
BRASS

Air Brake Compression Union - Tee



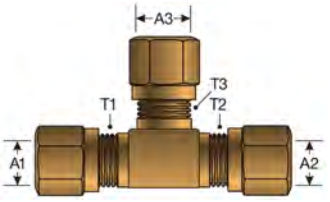

Part No.	Descr.	Prod. No.	A1	A2	A3	End Type 1		End Type 2		End Type 3	
			"	"	"						
⚠ G32450-0404	4ABC-4ABC-4ABC	7250-03065	1/4	1/4	1/4	ABC	7/16-24	ABC	7/16-24	ABC	7/16-24
⚠ G32450-0406	4ABC-6ABC-6ABC	7250-03075	1/4	3/8	3/8	ABC	7/16-24	ABC	17/32-24	ABC	17/32-24
⚠ G32450-0604	6ABC-6ABC-4ABC	7250-03085	3/8	3/8	1/4	ABC	17/32-24	ABC	17/32-24	ABC	7/16-24
⚠ G32450-0606	6ABC-6ABC-6ABC	7250-03095	3/8	3/8	3/8	ABC	17/32-24	ABC	17/32-24	ABC	17/32-24
⚠ G32450-0608	6ABC-6ABC-8ABC	7250-03105	3/8	3/8	1/2	ABC	17/32-24	ABC	17/32-24	ABC	11/16-20
⚠ G32452-0806	8ABC-6ABC-8ABC	7250-03145	1/2	3/8	1/2	ABC	11/16-20	ABC	17/32-24	ABC	11/16-20
⚠ G32450-0806	8ABC-8ABC-6ABC	7250-03115	1/2	1/2	3/8	ABC	11/16-20	ABC	11/16-20	ABC	11/16-20
⚠ G32450-0808	8ABC-8ABC-8ABC	7250-03125	1/2	1/2	1/2	ABC	11/16-20	ABC	11/16-20	ABC	11/16-20

⚠ **WARNING:** Cancer and Reproductive Harm - www.P65Warnings.ca.gov

Recommended For: Air brake systems on trucks and buses. Offering includes a broad range of application coverage for use in the air brake system and with AB Series Rubber Air Brake Hose.

Used With: AB Series Rubber Air Brake Hose. **NOT** recommended for Nylon Air Brake Tubing.

Features and Benefits: Many fittings can be detached and reattached for reuse.

Conformance: Meets SAE J1402 and D.O.T. FMVSS-106 requirements.

Working Pressure: 225 psi (15 bar)

Maximum Burst Pressure: 900 psi (62 bar)

Temperature Range: -63°F to +250°F (-52° to +121°C)

Material: 360 Brass

HOSE/CPLG. SELECTION
EQUIPMENT
HOSE SPECIFICATION
GLOBALSPIRAL COUPLINGS
STAINLESS STEEL SPIRAL COUPLINGS
MEGACRIMP COUPLINGS
STAINLESS STEEL BRAID COUPLINGS
POWER CRIMP COUPLINGS
FIELD ATTACHABLE - TYPE T COUPLINGS
FIELD ATTACHABLE - C5 COUPLINGS
FIELD ATTACHABLE - LOCK-ON COUPLINGS
C14 COUPLINGS & ASSEMBLIES
GLP & GL COUPLINGS
GLX COUPLINGS
PCTS THERMOPLASTIC COUPLINGS
POLARSEAL COUPLINGS (ACA, ACB, ACC)
POWER STEERING CPLGS. & TOC ASSEMBLIES
ADAPTERS
QUICK DISCONNECT COUPLERS
BALL VALVES
LIVE SWIVELS
ACCESSORIES
AIR BRAKE CPLGS. & ASSEMBLIES
KITS
BRASS

HOSE/CPLG. SELECTION
EQUIPMENT
HOSE SPECIFICATION
GLOBALSPIRAL COUPLINGS
STAINLESS STEEL SPIRAL COUPLINGS
MEGACRIMP COUPLINGS
STAINLESS STEEL BRAID COUPLINGS
POWER CRIMP COUPLINGS
FIELD ATTACHABLE - TYPE T COUPLINGS
FIELD ATTACHABLE - C5 COUPLINGS
FIELD ATTACHABLE - LOCK-ON COUPLINGS
C14 COUPLINGS & ASSEMBLIES
GLP & GL COUPLINGS
GLX COUPLINGS
PCTS THERMOPLASTIC COUPLINGS
POLARSEAL COUPLINGS (ACA, ACB, ACC)
POWER STEERING CPLGS. & TOC ASSEMBLIES
ADAPTERS
QUICK DISCONNECT COUPLERS
BALL VALVES
LIVE SWIVELS
ACCESSORIES
AIR BRAKE CPLGS. & ASSEMBLIES
KITS
BRASS

Air Brake Couplings to Male Pipe Adapter



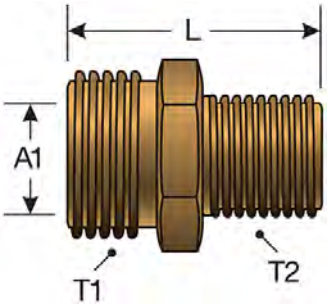

Part No.	Descr.	Prod. No.	A1		End Type 1		End Type 2		L	
			"	mm					"	mm
⚠ G33030-0604	6MAB-4MP	7250-03175	3/8	9.5	AB	3/4-20	MP	1/4-18	1.06	26.9
⚠ G33030-0606	6MAB-6MP	7250-03185	3/8	9.5	AB	3/4-20	MP	3/8-18	1.12	28.5
⚠ G33030-0608	6MAB-8MP	7250-03195	3/8	9.5	AB	3/4-20	MP	1/2-14	1.18	30.0
⚠ G33030-0806	8MAB-6MP	7250-03205	1/2	12.7	AB	7/8-20	MP	3/8-18	1.18	30.0
⚠ G33030-0808	8MAB-8MP	7250-03215	1/2	12.7	AB	7/8-20	MP	1/2-14	1.37	34.8

⚠ **WARNING:** Cancer and Reproductive Harm - www.P65Warnings.ca.gov

Gladhands



Part No.	Descr.	Prod. No.	Type	
G33031-0508	8GH-S	7250-03225	Service	225
G33031-0608	8GH-E	7250-03235	Emergency	225
G33031-0708	8GH-U	7250-03245	Universal	225

Gladhand Seal





Part No.	Descr.	Prod. No.
G33032-0006	6GH-SEAL	7250-15595

Air Brake Coupling Sleeve



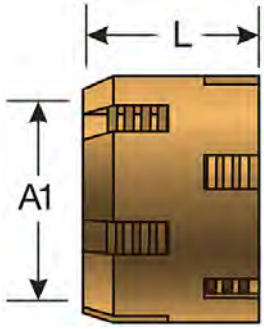

Part No.	Descr.	Prod. No.	A1		L	
			"	mm	"	mm
⚠ G33050-0006	6TS-6ABR	7250-03265	3/8	9.5	.69	17.5
⚠ G33050-0008	8TS-8ABR	7250-03275	1/2	12.7	.69	17.5

⚠ **WARNING:** Cancer and Reproductive Harm - www.P65Warnings.ca.gov

HOSE/CPLG. SELECTION
EQUIPMENT
HOSE SPECIFICATION
GLOBALSPIRAL COUPLINGS
STAINLESS STEEL SPIRAL COUPLINGS
MEGACRIMP COUPLINGS
STAINLESS STEEL BRAID COUPLINGS
POWER CRIMP COUPLINGS
FIELD ATTACHABLE - TYPE T COUPLINGS
FIELD ATTACHABLE - C5 COUPLINGS
FIELD ATTACHABLE - LOCK-ON COUPLINGS
C14 COUPLINGS & ASSEMBLIES
GLP & GL COUPLINGS
GLX COUPLINGS
PCTS THERMOPLASTIC COUPLINGS
POLARSEAL COUPLINGS (ACA, ACB, ACC)
POWER STEERING CPLGS. & TOC ASSEMBLIES
ADAPTERS
QUICK DISCONNECT COUPLERS
BALL VALVES
LIVE SWIVELS
ACCESSORIES
AIR BRAKE CPLGS. & ASSEMBLIES
KITS
BRASS

Air Brake Coupling Nut



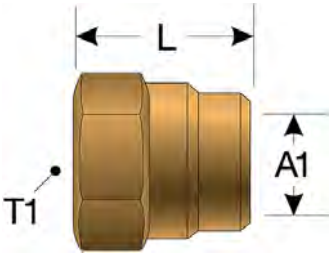

Part No.	Descr.	Prod. No.	A1			L	
			"	mm		"	mm
⚠ G33060-0006	6TSN-6ABR	7250-03295	3/8	9.5	1 1/16	1.12	28.5
⚠ G33060-0008	8TSN-8ABR	7250-03305	1/2	12.7	1 1/4	1.12	28.5

⚠ **WARNING:** Cancer and Reproductive Harm - www.P65Warnings.ca.gov

Air Brake Coupling Spring Guard Nut



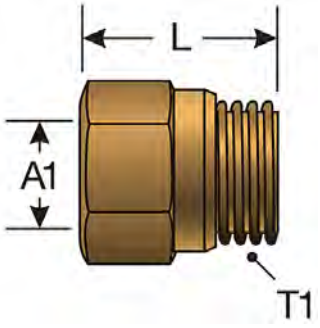

Part No.	Descr.	Prod. No.	A1			L	
			"	mm		"	mm
⚠ G33061-0006	6SGN-6ABR	7250-03315	3/8	9.5	1 1/16	1.22	31.0
⚠ G33061-0008	8SGN-8ABR	7250-03325	1/2	12.7	1 1/4	1.19	30.2

⚠ **WARNING:** Cancer and Reproductive Harm - www.P65Warnings.ca.gov

Air Brake Couplings to Male Pipe with Nut and Sleeve



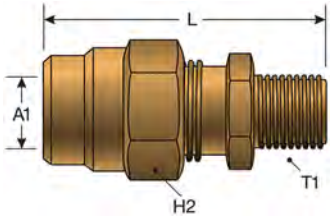

Part No.	Descr.	Prod. No.	A1			H2	L	
			"	mm		"	"	mm
⚠ G33100-0604	6ABR-4MP	7250-03335	3/8	9.5	1/4-18	31/32	2.12	53.9
⚠ G33100-0606	6ABR-6MP	7250-03345	3/8	9.5	3/8-18	31/32	2.12	53.9
⚠ G33100-0608	6ABR-8MP	7250-03355	3/8	9.5	1/2-14	31/32	2.27	57.7
⚠ G33100-0806	8ABR-6MP	7250-03365	1/2	12.7	3/8-18	1 1/8	2.13	54.1
⚠ G33100-0808	8ABR-8MP	7250-03375	1/2	12.7	1/2-14	1 1/8	2.29	58.2

⚠ **WARNING:** Cancer and Reproductive Harm - www.P65Warnings.ca.gov

Air Brake Couplings to Male Pipe with Spring Guard



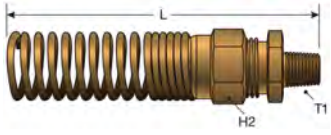

Part No.	Descr.	Prod. No.		H2	L	
				"	"	mm
⚠ G33110-0604	6ABRSG-4MP	7250-03385	1/4-18	31/32	4.8	121.9
⚠ G33110-0606	6ABRSG-6MP	7250-03395	3/8-18	31/32	4.8	121.9
⚠ G33110-0608	6ABRSG-8MP	7250-03405	1/2-14	31/32	4.9	124.5
⚠ G33110-0806	8ABRSG-6MP	7250-03415	3/8-18	1 1/8	5	127.0
⚠ G33110-0808	8ABRSG-8MP	7250-03425	1/2-14	1 1/8	5.2	132.1

⚠ **WARNING:** Cancer and Reproductive Harm - www.P65Warnings.ca.gov

HOSE/CPLG. SELECTION
EQUIPMENT
HOSE SPECIFICATION
GLOBALSPIRAL COUPLINGS
STAINLESS STEEL SPIRAL COUPLINGS
MEGACRIMP COUPLINGS
STAINLESS STEEL BRAID COUPLINGS
POWER CRIMP COUPLINGS
FIELD ATTACHABLE - TYPE T COUPLINGS
FIELD ATTACHABLE - C5 COUPLINGS
FIELD ATTACHABLE - LOCK-ON COUPLINGS
C14 COUPLINGS & ASSEMBLIES
GLP & GL COUPLINGS
GLX COUPLINGS
PCTS THERMOPLASTIC COUPLINGS
POLARSEAL COUPLINGS (ACA, ACB, ACC)
POWER STEERING CPLGS. & TOC ASSEMBLIES
ADAPTERS
QUICK DISCONNECT COUPLERS
BALL VALVES
LIVE SWIVELS
ACCESSORIES
AIR BRAKE CPLGS. & ASSEMBLIES
KITS
BRASS

Air Brake Couplings to Male Pipe without Nut and Sleeve



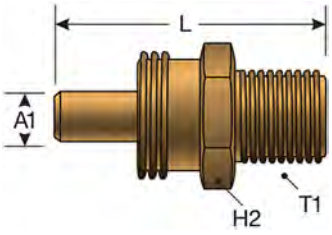

Part No.	Descr.	Prod. No.	A1			H2	L	
			"	mm		"	"	mm
⚠ G33111-0604	6ABRI-4MP	7250-03435	3/8	9.5	1/4-18	31/32	1.91	48.5
⚠ G33111-0606	6ABRI-6MP	7250-03445	3/8	9.5	3/8-18	31/32	1.91	48.5
⚠ G33111-0608	6ABRI-8MP	7250-03455	3/8	9.5	1/2-14	31/32	2.06	52.3
⚠ G33111-0806	8ABRI-6MP	7250-03465	1/2	12.7	3/8-18	1 1/8	1.9	48.3
⚠ G33111-0808	8ABRI-8MP	7250-03475	1/2	12.7	1/2-14	1 1/8	2.07	52.6

⚠ **WARNING:** Cancer and Reproductive Harm - www.P65Warnings.ca.gov

Air Brake Couplings Spring Guard



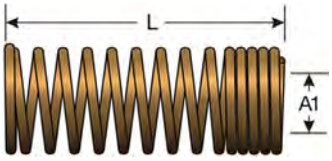

Part No.	Descr.	Prod. No.	A1		L	
			"	mm	"	mm
⚠ G33112-0006	6SGABR	7250-03485	3/8	9.5	2.75	69.9
⚠ G33112-0008	8SGABR	7250-03495	1/2	12.7	3	76.2

⚠ **WARNING:** Cancer and Reproductive Harm - www.P65Warnings.ca.gov

Air Brake Couplings to Female Air Brake Couplings Swivel



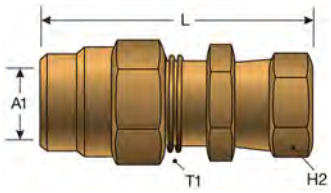

Part No.	Descr.	Prod. No.	A1			H2	L	
			"	mm		"	"	mm
⚠ G33150-0606	6ABR-6FABX	7250-03505	3/8	9.5	3/4-20	31/32	2.3	58.4
⚠ G33150-0808	8ABR-8FABX	7250-03515	1/2	12.7	7/8-20	1 1/8	2.36	59.9

⚠ **WARNING:** Cancer and Reproductive Harm - www.P65Warnings.ca.gov

Air Brake Couplings to Female Air Brake Couplings Swivel with Adapter



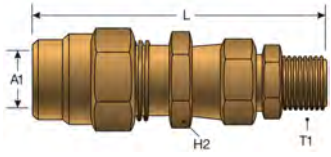

Part No.	Descr.	Prod. No.	A1			H2	L	
			"	mm		"	"	mm
⚠ G33151-0604	6ABR-6FABX-4MPA	7250-03525	3/8	9.5	1/4-18	15/16	2.94	74.7
⚠ G33151-0606	6ABR-6FABX-6MPA	7250-03535	3/8	9.5	3/8-18	1 1/8	2.94	74.7
⚠ G33151-0608	6ABR-8FABX-8MPA	7250-03545	3/8	9.5	1/2-14	1 1/8	2.94	74.7
⚠ G33151-0806	8ABR-6FABX-6MPA	7250-15605	1/2	12.7	3/8-18	1 1/8	2.94	74.7

⚠ **WARNING:** Cancer and Reproductive Harm - www.P65Warnings.ca.gov

HOSE/CPLG. SELECTION
EQUIPMENT
HOSE SPECIFICATION
GLOBALSPIRAL COUPLINGS
STAINLESS STEEL SPIRAL COUPLINGS
MEGACRIMP COUPLINGS
STAINLESS STEEL BRAID COUPLINGS
POWER CRIMP COUPLINGS
FIELD ATTACHABLE - TYPE T COUPLINGS
FIELD ATTACHABLE - C5 COUPLINGS
FIELD ATTACHABLE - LOCK-ON COUPLINGS
C14 COUPLINGS & ASSEMBLIES
GLP & GL COUPLINGS
GLX COUPLINGS
PCTS THERMOPLASTIC COUPLINGS
POLARSEAL COUPLINGS (ACA, ACB, ACC)
POWER STEERING CPLGS. & TOC ASSEMBLIES
ADAPTERS
QUICK DISCONNECT COUPLERS
BALL VALVES
LIVE SWIVELS
ACCESSORIES
AIR BRAKE CPLGS. & ASSEMBLIES
KITS
BRASS

Air Brake Couplings Union



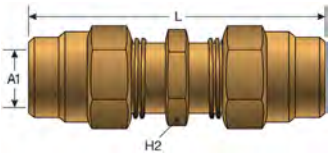

Part No.	Descr.	Prod. No.	A1		H2	L	
			"	mm	"	"	mm
⚠ G33400-0606	6ABR-6ABR	7250-03625	3/8	9.5	31/32	2.98	75.7
⚠ G33400-0808	8ABR-8ABR	7250-03635	1/2	12.7	1 1/8	2.99	75.9

⚠ **WARNING:** Cancer and Reproductive Harm - www.P65Warnings.ca.gov

HYDRAULIC & BRASS KITS

Stop searching and start saving with these great hydraulic assortments. For once, all your hydraulic components will be in one place. And they are organized by size and style.

O-RING (OR, FLOR, ORFF) **ASSORTMENT KIT**

Part Number: 85001
Product Number: 7369-0001



O-RINGS FOR STRAIGHT-THREAD BOSS FITTINGS		
Descr.	**Part No.**	**Quantity**
4 O-RING	G60248-0004	10
6 O-RING	G60248-0006	10
8 O-RING	G60248-0008	10
10 O-RING	G60248-0010	10
12 O-RING	G60248-0012	10
16 O-RING	G60248-0016	10
20 O-RING	G60248-0020	10

O-RINGS FOR CODE 61 & 62 FLANGE FITTINGS		
Descr.	**Part No.**	**Quantity**
12 FLANGE O-RING	G60898-0012	10
16 FLANGE O-RING	G60898-0016	10
20 FLANGE O-RING	G60898-0020	10

O-RINGS FOR FLAT-FACE FITTINGS		
Descr.	**Part No.**	**Quantity**
4 O-RING FF	G60698-0004	10
6 O-RING FF	G60698-0006	10
8 O-RING FF	G60698-0008	10
10 O-RING FF	G60698-0010	10
12 O-RING FF	G60698-0012	10
16 O-RING FF	G60698-0016	10

HOSE/CPLG. SELECTION
EQUIPMENT
HOSE SPECIFICATION
GLOBALSPIRAL COUPLINGS
STAINLESS STEEL SPIRAL COUPLINGS
MEGACRIMP COUPLINGS
STAINLESS STEEL BRAID COUPLINGS
POWER CRIMP COUPLINGS
FIELD ATTACHABLE - TYPE T COUPLINGS
FIELD ATTACHABLE - C5 COUPLINGS
FIELD ATTACHABLE - LOCK-ON COUPLINGS
C14 COUPLINGS & ASSEMBLIES
GLP & GL COUPLINGS
GLX COUPLINGS
PCTS THERMOPLASTIC COUPLINGS
POLARSEAL COUPLINGS (ACA, ACB, ACC)
POWER STEERING CPLGS. & TOC ASSEMBLIES
ADAPTERS
QUICK DISCONNECT COUPLERS
BALL VALVES
LIVE SWIVELS
ACCESSORIES
AIR BRAKE CPLGS. & ASSEMBLIES
KITS
BRASS

HOSE/CPLG. SELECTION
EQUIPMENT
HOSE SPECIFICATION
GLOBALSPIRAL COUPLINGS
STAINLESS STEEL SPIRAL COUPLINGS
MEGACRIMP COUPLINGS
STAINLESS STEEL BRAID COUPLINGS
POWER CRIMP COUPLINGS
FIELD ATTACHABLE - TYPE T COUPLINGS
FIELD ATTACHABLE - C5 COUPLINGS
FIELD ATTACHABLE - LOCK-ON COUPLINGS
C14 COUPLINGS & ASSEMBLIES
GLP & GL COUPLINGS
GLX COUPLINGS
PCTS THERMOPLASTIC COUPLINGS
POLARSEAL COUPLINGS (ACA, ACB, ACC)
POWER STEERING CPLGS. & TOC ASSEMBLIES
ADAPTERS
QUICK DISCONNECT COUPLERS
BALL VALVES
LIVE SWIVELS
ACCESSORIES
AIR BRAKE CPLGS. & ASSEMBLIES
KITS
BRASS

HYDRAULIC & BRASS KITS - CONTINUED

FLAT-FACE PLUG (MFFOR) AND CAP (FFOR) KIT

Part Number: 85002
Product Number: 7369-0002



FLAT-FACE O-RING CAPS		
Descr.	**Part No.**	**Quantity**
4FFOR-CAP	G60701-0004	2
6FFOR-CAP	G60701-0006	2
8FFOR-CAP	G60701-0008	2
10FFOR-CAP	G60701-0010	2
12FFOR-CAP	G60701-0012	2
16FFOR-CAP	G60701-0016	2

FLAT-FACE O-RING PLUGS		
Descr.	**Part No.**	**Quantity**
4MFFOR-PLUG	G60702-0004	2
6MFFOR-PLUG	G60702-0006	2
8MFFOR-PLUG	G60702-0008	2
10MFFOR-PLUG	G60702-0010	2
12MFFOR-PLUG	G60702-0012	2
16MFFOR-PLUG	G60702-0016	2

JIC PLUG (MJ) AND CAP (FJ) KIT

Part Number: 85003
Product Number: 7369-0003



MALE 37° FLARE (JIC) PLUG		
Descr.	**Part No.**	**Quantity**
4MJ-PLUG	G60402-0004	2
5MJ-PLUG	G60402-0005	2
6MJ-PLUG	G60402-0006	2
8MJ-PLUG	G60402-0008	2
10MJ-PLUG	G60402-0010	2
12MJ-PLUG	G60402-0012	2
14MJ-PLUG	G60402-0014	2
16MJ-PLUG	G60402-0016	2
20MJ-PLUG	G60402-0020	2

FEMALE 37° FLARE (JIC) CAP		
Descr.	**Part No.**	**Quantity**
4FJ-CAP	G60401-0004	2
5FJ-CAP	G60401-0005	2
6FJ-CAP	G60401-0006	2
8FJ-CAP	G60401-0008	2
10FJ-CAP	G60401-0010	2
12FJ-CAP	G60401-0012	2
14FJ-CAP	G60401-0014	2
16FJ-CAP	G60401-0016	2
20FJ-CAP	G60401-0020	2

HYDRAULIC & BRASS KITS - CONTINUED

MALE PIPE (MP) AND O-RING BOSS (MB) PLUG KIT

Part Number: 85004
Product Number: 7369-0004



MALE PIPE PLUG		
Descr.	**Part No.**	**Quantity**
2MP-PLUG	G60102-0002	2
4MP-PLUG	G60102-0004	2
6MP-PLUG	G60102-0006	2
8MP-PLUG	G60102-0008	2
12MP-PLUG	G60102-0012	2
16MP-PLUG	G60102-0016	2
20MP-PLUG	G60102-0020	2
24MP-PLUG	G60102-0024	Optional*

*Space for plugs and caps, but not included in kit.

MALE O-RING BOSS PLUG		
Descr.	**Part No.**	**Quantity**
4MB-PLUG	G60250-0004	2
5MB-PLUG	G60250-0005	2
6MB-PLUG	G60250-0006	2
8MB-PLUG	G60250-0008	2
10MB-PLUG	G60250-0010	2
12MB-PLUG	G60250-0012	2
16MB-PLUG	G60250-0016	1

HOSE/CPLG. SELECTION
EQUIPMENT
HOSE SPECIFICATION
GLOBALSPIRAL COUPLINGS
STAINLESS STEEL SPIRAL COUPLINGS
MEGACRIMP COUPLINGS
STAINLESS STEEL BRAID COUPLINGS
POWER CRIMP COUPLINGS
FIELD ATTACHABLE - TYPE T COUPLINGS
FIELD ATTACHABLE - C5 COUPLINGS
FIELD ATTACHABLE - LOCK-ON COUPLINGS
C14 COUPLINGS & ASSEMBLIES
GLP & GL COUPLINGS
GLX COUPLINGS
PCTS THERMOPLASTIC COUPLINGS
POLARSEAL COUPLINGS (ACA, ACB, ACC)
POWER STEERING CPLGS. & TOC ASSEMBLIES
ADAPTERS
QUICK DISCONNECT COUPLERS
BALL VALVES
LIVE SWIVELS
ACCESSORIES
AIR BRAKE CPLGS. & ASSEMBLIES
KITS
BRASS

HOSE/CPLG. SELECTION
EQUIPMENT
HOSE SPECIFICATION
GLOBALSPIRAL COUPLINGS
STAINLESS STEEL SPIRAL COUPLINGS
MEGACRIMP COUPLINGS
STAINLESS STEEL BRAID COUPLINGS
POWER CRIMP COUPLINGS
FIELD ATTACHABLE - TYPE T COUPLINGS
FIELD ATTACHABLE - C5 COUPLINGS
FIELD ATTACHABLE - LOCK-ON COUPLINGS
C14 COUPLINGS & ASSEMBLIES
GLP & GL COUPLINGS
GLX COUPLINGS
PCTS THERMOPLASTIC COUPLINGS
POLARSEAL COUPLINGS (ACA, ACB, ACC)
POWER STEERING CPLGS. & TOC ASSEMBLIES
ADAPTERS
QUICK DISCONNECT COUPLERS
BALL VALVES
LIVE SWIVELS
ACCESSORIES
AIR BRAKE CPLGS. & ASSEMBLIES
KITS
BRASS

HYDRAULIC & BRASS KITS - CONTINUED

BONDED SEALS

Part Number: 85041
Product Number: 7369-5041



BONDED SEALS		
Descr.	**Part No.**	**Quantity**
2BBDS	G64075-0002	Optional*
4BBDS	G64075-0004	10
6BBDS	G64075-0006	10
8BBDS	G64075-0008	10
10BBDS	G64075-0010	10
12BBDS	G64075-0012	10
16BBDS	G64075-0016	10
20BBDS	G64075-0020	Optional*
24BBDS	G64075-0024	Optional*
32BBDS	G64075-0032	Optional*
6MBDS	G64775-0006	10
8MBDS	G64775-0008	10
10MBDS	G64775-0010	10
12MBDS	G64775-0012	10
14MBDS	G64775-0014	10
16MBDS	G64775-0016	10
18MBDS	G64775-0018	10
20MBDS	G64775-0020	10
22MBDS	G64775-0022	10
24MBDS	G64775-0024	Optional*
26MBDS	G64775-0026	Optional*
27MBDS	G64775-0027	Optional*
30MBDS	G64775-0030	Optional*
33MBDS	G64775-0033	Optional*
36MBDS	G64775-0036	Optional*
42MBDS	G64775-0042	Optional*

*Space for bonded seals, but not included in kit.

HYDRAULIC & BRASS KITS - CONTINUED

BRITISH

Part Number: 85042
Product Number: 7369-5042



BRITISH		
Descr.	**Part No.**	**Quantity**
2MBSPOR-PLUG	G64094-0002	2
4MBSPOR-PLUG	G64094-0004	2
6MBSPOR-PLUG	G64094-0006	2
8MBSPOR-PLUG	G64094-0008	2
12MBSPOR-PLUG	G64094-0012	Optional*
16MBSPOR-PLUG	G64094-0016	Optional*
20MBSPOR-PLUG	G64094-0020	Optional*
2MBSPP-PLUG	G64099-0002	2
4MBSPP-PLUG	G64099-0004	2
6MBSPP-PLUG	G64099-0006	2
8MBSPP-PLUG	G64099-0008	2
10MBSPP-PLUG	G64099-0010	2
12MBSPP-PLUG	G64099-0012	2
16MBSPP-PLUG	G64099-0016	Optional*
20MBSPP-PLUG	G64099-0020	Optional*
24MBSPP-PLUG	G64099-0024	Optional*
32MBSPP-PLUG	G64099-0032	Optional*
2MBSPT-PLUG	G64098-0002	2
4MBSPT-PLUG	G64098-0004	2
6MBSPT-PLUG	G64098-0006	2
8MBSPT-PLUG	G64098-0008	2
10MBSPT-PLUG	G64098-0010	2
12MBSPT-PLUG	G64098-0012	2
16MBSPT-PLUG	G64098-0016	Optional*
20MBSPT-PLUG	G64098-0020	Optional*
24MBSPT-PLUG	G64098-0024	Optional*
32MBSPT-PLUG	G64098-0032	Optional*
2FBSPP-CAP	G64097-0002	2
4FBSPP-CAP	G64097-0004	2
6FBSPP-CAP	G64097-0006	2
8FBSPP-CAP	G64097-0008	2
10FBSPP-CAP	G64097-0010	2
12FBSPP-CAP	G64097-0012	2
16FBSPP-CAP	G64097-0016	Optional*
20FBSPP-CAP	G64097-0020	Optional*
24FBSPP-CAP	G64097-0024	Optional*
32FBSPP-CAP	G64097-0032	Optional*

*Space for plugs and caps, but not included in kit.

HOSE/CPLG. SELECTION
EQUIPMENT
HOSE SPECIFICATION
GLOBALSPIRAL COUPLINGS
STAINLESS STEEL SPIRAL COUPLINGS
MEGACRIMP COUPLINGS
STAINLESS STEEL BRAID COUPLINGS
POWER CRIMP COUPLINGS
FIELD ATTACHABLE - TYPE T COUPLINGS
FIELD ATTACHABLE - C5 COUPLINGS
FIELD ATTACHABLE - LOCK-ON COUPLINGS
C14 COUPLINGS & ASSEMBLIES
GLP & GL COUPLINGS
GLX COUPLINGS
PCTS THERMOPLASTIC COUPLINGS
POLARSEAL COUPLINGS (ACA, ACB, ACC)
POWER STEERING CPLGS. & TOC ASSEMBLIES
ADAPTERS
QUICK DISCONNECT COUPLERS
BALL VALVES
LIVE SWIVELS
ACCESSORIES
AIR BRAKE CPLGS. & ASSEMBLIES
KITS
BRASS

HOSE/CPLG. SELECTION
EQUIPMENT
HOSE SPECIFICATION
GLOBALSPIRAL COUPLINGS
STAINLESS STEEL SPIRAL COUPLINGS
MEGACRIMP COUPLINGS
STAINLESS STEEL BRAID COUPLINGS
POWER CRIMP COUPLINGS
FIELD ATTACHABLE - TYPE T COUPLINGS
FIELD ATTACHABLE - C5 COUPLINGS
FIELD ATTACHABLE - LOCK-ON COUPLINGS
C14 COUPLINGS & ASSEMBLIES
GLP & GL COUPLINGS
GLX COUPLINGS
PCTS THERMOPLASTIC COUPLINGS
POLARSEAL COUPLINGS (ACA, ACB, ACC)
POWER STEERING CPLGS. & TOC ASSEMBLIES
ADAPTERS
QUICK DISCONNECT COUPLERS
BALL VALVES
LIVE SWIVELS
ACCESSORIES
AIR BRAKE CPLGS. & ASSEMBLIES
KITS
BRASS

HYDRAULIC & BRASS KITS - CONTINUED

DIN LIGHT

Part Number: 85043
Product Number: 7369-5043



DIN LIGHT		
Descr.	**Part No.**	**Quantity**
6MDL-PLUG	G64792-0006	2
8MDL-PLUG	G64792-0008	2
10MDL-PLUG	G64792-0010	2
12MDL-PLUG	G64792-0012	2
15MDL-PLUG	G64792-0015	2
18MDL-PLUG	G64792-0018	2
22MDL-PLUG	G64792-0022	2
28MDL-PLUG	G64792-0028	Optional*
35MDL-PLUG	G64792-0035	Optional*
42MDL-PLUG	G64792-0042	Optional*
6FDL-CAP	G64793-0006	2
8FDL-CAP	G64793-0008	2
10FDL-CAP	G64793-0010	2
12FDL-CAP	G64793-0012	2
15FDL-CAP	G64793-0015	2
18FDL-CAP	G64793-0018	2
22FDL-CAP	G64793-0022	2
28FDL-CAP	G64793-0028	Optional*
35FDL-CAP	G64793-0035	Optional*
42FDL-CAP	G64793-0042	Optional*

*Space for plugs and caps, but not included in kit.

DIN HEAVY

Part Number: 85044
Product Number: 7369-5044



DIN HEAVY		
Descr.	**Part No.**	**Quantity**
8MDH-PLUG	G64794-0008	2
10MDH-PLUG	G64794-00	2
12MDH-PLUG	G64794-0012	2
14MDH-PLUG	G64794-0014	2
16MDH-PLUG	G64794-0016	2
20MDH-PLUG	G64794-0020	2
25MDH-PLUG	G64794-0025	2
30MDH-PLUG	G64794-0030	Optional*
38MDH-PLUG	G64794-0038	Optional*
8FDH-CAP	G64795-0008	2
10FDH-CAP	G64795-0010	2
12FDH-CAP	G64795-0012	2
14FDH-CAP	G64795-0014	2
16FDH-CAP	G64795-0016	2
20FDH-CAP	G64795-0020	2
25FDH-CAP	G64795-0025	2
30FDH-CAP	G64795-0030	Optional*
38FDH-CAP	G64795-0038	Optional*

*Space for plugs and caps, but not included in kit.

HYDRAULIC & BRASS KITS - CONTINUED

METRIC

Part Number: 85045
Product Number: 7369-5045



METRIC		
Descr.	**Part No.**	**Quantity**
8MM-PLUG	G64790-0008	2
10MM-PLUG	G64790-0010	2
12MM-PLUG	G64790-0012	2
14MM-PLUG	G64790-0014	2
16MM-PLUG	G64790-0016	2
18MM-PLUG	G64790-0018	2
20MM-PLUG	G64790-0020	2
22MM-PLUG	G64790-0022	2
24MM-PLUG	G64790-0024	2
26MM-PLUG	G64790-0026	2
30MM-PLUG	G64790-0030	2
22MKB-PLUG	G63980-0022	2

JAPANESE

Part Number: 85046
Product Number: 7369-5046



JAPANESE		
Descr.	**Part No.**	**Quantity**
4FK-CAP	G65597-0004	2
6FK-CAP	G65597-0006	2
8FK-CAP	G65597-0008	2
10FK-CAP	G65597-0010	2
12FK-CAP	G65597-0012	2
16FK-CAP	G65597-0016	Optional*
4MK-PLUG	G65599-0004	2
6MK-PLUG	G65599-006	2
8MK-PLUG	G65599-008	2
10MK-PLUG	G65599-0010	2
12MK-PLUG	G65599-0012	2
16MK-PLUG	G65599-0016	Optional*
4FJIS-CAP	G65097-0004	2
6FJIS-CAP	G65097-0006	2
8FJIS-CAP	G65097-0008	2
12FJIS-CAP	G65097-0012	2
16FJIS-CAP	G65097-0016	2
20FJIS-CAP	G65097-0020	Optional*
24FJIS-CAP	G65097-0024	Optional*
32FJIS-CAP	G65097-0032	Optional*
4MJIS-PLUG	G65099-0004	2
6MJIS-PLUG	G65099-0006	2
8MJIS-PLUG	G65099-0008	2
12MJIS-PLUG	G65099-0012	2
16MJIS-PLUG	G65099-0016	2
20MJIS-PLUG	G65099-0020	Optional*
24MJIS-PLUG	G65099-0024	Optional*
32MJIS-PLUG	G65099-0032	Optional*

*Space for plugs and caps, but not included in kit.

HOSE/CPLG. SELECTION
EQUIPMENT
HOSE SPECIFICATION
GLOBALSPIRAL COUPLINGS
STAINLESS STEEL SPIRAL COUPLINGS
MEGACRIMP COUPLINGS
STAINLESS STEEL BRAID COUPLINGS
POWER CRIMP COUPLINGS
FIELD ATTACHABLE - TYPE T COUPLINGS
FIELD ATTACHABLE - C5 COUPLINGS
FIELD ATTACHABLE - LOCK-ON COUPLINGS
C14 COUPLINGS & ASSEMBLIES
GLP & GL COUPLINGS
GLX COUPLINGS
PCTS THERMOPLASTIC COUPLINGS
POLARSEAL COUPLINGS (ACA, ACB, ACC)
POWER STEERING CPLGS. & TOC ASSEMBLIES
ADAPTERS
QUICK DISCONNECT COUPLERS
BALL VALVES
LIVE SWIVELS
ACCESSORIES
AIR BRAKE CPLGS. & ASSEMBLIES
KITS
BRASS

HOSE/CPLG. SELECTION
EQUIPMENT
HOSE SPECIFICATION
GLOBALSPIRAL COUPLINGS
STAINLESS STEEL SPIRAL COUPLINGS
MEGACRIMP COUPLINGS
STAINLESS STEEL BRAID COUPLINGS
POWER CRIMP COUPLINGS
FIELD ATTACHABLE - TYPE T COUPLINGS
FIELD ATTACHABLE - C5 COUPLINGS
FIELD ATTACHABLE - LOCK-ON COUPLINGS
C14 COUPLINGS & ASSEMBLIES
GLP & GL COUPLINGS
GLX COUPLINGS
PCTS THERMOPLASTIC COUPLINGS
POLARSEAL COUPLINGS (ACA, ACB, ACC)
POWER STEERING CPLGS. & TOC ASSEMBLIES
ADAPTERS
QUICK DISCONNECT COUPLERS
BALL VALVES
LIVE SWIVELS
ACCESSORIES
AIR BRAKE CPLGS. & ASSEMBLIES
KITS
BRASS

SURELOK™ COUPLING ASSORTMENTS



AIR LINE REPAIR KIT

Part Number: 85111
Product Number: 7369-0111

AIR LINE REPAIR KIT		
Descr.	**Part No.**	**Quantity**
2AB-2MP	G31100-0202	2
4AB-2MP	G31100-0402	2
4AB-4MP	G31100-0404	2
4AB-6MP	G31100-0406	1
6AB-2MP	G31100-0602	1
6AB-4MP	G31100-0604	1
4AB-2MP90	G31104-0402	1
4AB-4MP90	G31104-0404	1
6AB-4MP90	G31104-0604	1
2AB-2AB	G31400-0202	2
3AB-3AB	G31400-0303	2
4AB-4AB	G31400-0404	2
6AB-6AB	G31400-0606	2
2AB-2AB-2AB	G31450-0202	1
3AB-3AB-3AB	G31450-0303	1
4AB-4AB-4AB	G31450-0404	1
6AB-6AB-6AB	G31450-0606	1
Nylon Tubing Cutter	78015	1



AIR BRAKE REPAIR KIT

Part Number: 85112
Product Number: 7369-0112

AIR BRAKE REPAIR KIT		
Descr.	**Part No.**	**Quantity**
6AB-4MP	G31100-0604	2
6AB-6MP	G31100-0606	2
6AB-8MP	G31100-0608	2
8AB-4MP	G31100-0804	1
8AB-6MP	G31100-0806	2
8AB-8MP	G31100-0808	2
6AB-6AB	G31400-0606	2
8AB-6AB	G31400-0806	2
8AB-8AB	G31400-0808	2
6AB-6MP90	G31104-0606	1
6AB-8MP90	G31104-0608	1
8AB-4MP90	G31104-0804	1
8AB-6MP90	G31104-0806	1
8AB-8MP90	G31104-0808	1
6AB-6AB-6AB	G31450-0606	2
8AB-8AB-8AB	G31450-0808	2
Nylon Tubing Cutter	78015	1

SURELOK™ COUPLING ASSORTMENTS - CONTINUED



TRANSMISSION LINE REPAIR KIT

Part Number: 85113
Product Number: 7369-0113

TRANSMISSION LINE REPAIR KIT		
Descr.	**Part No.**	**Quantity**
6AB-4MP	G31100-0604	2
6AB-6MP	G31100-0606	2
6AB-8MP	G31100-0608	2
8AB-4MP	G31100-0804	1
8AB-6MP	G31100-0806	2
8AB-8MP	G31100-0808	2
6AB-6AB	G31400-0606	2
8AB-6AB	G31400-0806	2
8AB-8AB	G31400-0808	2
6AB-6MP90	G31104-0606	1
6AB-8MP90	G31104-0608	1
8AB-4MP90	G31104-0804	1
8AB-6MP90	G31104-0806	1
8AB-8MP90	G31104-0808	1
6AB-6AB-6AB	G31450-0606	2
8AB-8AB-8AB	G31450-0808	2
Nylon Tubing Cutter	78015	1



TUBING REPAIR KIT

Part Number: 85114
Product Number: 7369-0114

TUBING REPAIR KIT		
Descr.	**Part No.**	**Quantity**
2AB-2AB	G31400-0202	2
2.5AB-2.5AB	G31400-2525	2
3AB-3AB	G31400-0303	2
4AB-4AB	G31400-0404	2
6AB-4AB	G31400-0604	1
6AB-6AB	G31400-0606	2
8AB-6AB	G31400-0806	1
8AB-8AB	G31400-0808	2
10AB-10AB	G31400-1010	2
12AB-12AB	G31400-1212	2
2NABTA X100FT	H30002-02	2
2.5NABTA X100FT	H30002-25	2
3NABTA X100FT	H30002-03	2
4NABTA X100FT	H30002-04	2
6NABTA X100FT	H30002-06	2
8NABTAX100FT	H30002-08	1
10NABTA X50FT	H30003-10	1
12NABTA X50FT	H30003-12	1
5NABTA X100FT	H30002-05	1
Nylon Tubing Cutter	78015	1
8" Nylon Cable Tie	7400-1000	25

HOSE/CPLG. SELECTION
EQUIPMENT
HOSE SPECIFICATION
GLOBALSPIRAL COUPLINGS
STAINLESS STEEL SPIRAL COUPLINGS
MEGACRIMP COUPLINGS
STAINLESS STEEL BRAID COUPLINGS
POWER CRIMP COUPLINGS
FIELD ATTACHABLE - TYPE T COUPLINGS
FIELD ATTACHABLE - C5 COUPLINGS
FIELD ATTACHABLE - LOCK-ON COUPLINGS
C14 COUPLINGS & ASSEMBLIES
GLP & GL COUPLINGS
GLX COUPLINGS
PCTS THERMOPLASTIC COUPLINGS
POLARSEAL COUPLINGS (ACA, ACB, ACC)
POWER STEERING CPLGS. & TOC ASSEMBLIES
ADAPTERS
QUICK DISCONNECT COUPLERS
BALL VALVES
LIVE SWIVELS
ACCESSORIES
AIR BRAKE CPLGS. & ASSEMBLIES
KITS
BRASS

HOSE/CPLG. SELECTION
EQUIPMENT
HOSE SPECIFICATION
GLOBALSPIRAL COUPLINGS
STAINLESS STEEL SPIRAL COUPLINGS
MEGACRIMP COUPLINGS
STAINLESS STEEL BRAID COUPLINGS
POWER CRIMP COUPLINGS
FIELD ATTACHABLE - TYPE T COUPLINGS
FIELD ATTACHABLE - C5 COUPLINGS
FIELD ATTACHABLE - LOCK-ON COUPLINGS
C14 COUPLINGS & ASSEMBLIES
GLP & GL COUPLINGS
GLX COUPLINGS
PCTS THERMOPLASTIC COUPLINGS
POLARSEAL COUPLINGS (ACA, ACB, ACC)
POWER STEERING CPLGS. & TOC ASSEMBLIES
ADAPTERS
QUICK DISCONNECT COUPLERS
BALL VALVES
LIVE SWIVELS
ACCESSORIES
AIR BRAKE CPLGS. & ASSEMBLIES
KITS
BRASS

SURELOK™ COUPLING ASSORTMENTS - CONTINUED



SMALL SURELOK™ ASSORTMENT

Part Number: A33001
Product Number: 7369-3001

ASSORTMENT INCLUDES:

- 4 sizes of hose
- 16 coupling configurations
- 158 individual couplings



SMALL COMPRESSION ASSORTMENT

Part Number: A33003
Product Number: 7369-3003

ASSORTMENT INCLUDES:

- 4 sizes of hose
- 31 coupling configurations
- 211 individual couplings



LARGE SURELOK™ ASSORTMENT

Part Number: A33002
Product Number: 7369-3002

ASSORTMENT INCLUDES:

- 7 sizes of hose
- 51 coupling configurations
- 318 individual couplings



LARGE COMPRESSION ASSORTMENT

Part Number: A33004
Product Number: 7369-3004

ASSORTMENT INCLUDES:

- 7 sizes of hose
- 59 coupling configurations
- 330 individual couplings

RUBBER AIR BRAKE & C14 ASSEMBLY ASSORTMENTS

Small Assortment Part Number: 91182
Small Assortment Product Number: 7626-0104



SMALL ASSORTMENT			
Part No.	**Descr.**	**Length (in)**	**Unit Count**
G89170-1048	10C14-10FJSX-10FJSX-48	48	1
G89170-1054	10C14-10FJSX-10FJSX-54	54	1
27607	8AB-6MPX-6MPX-20	20	1
27609	8AB-6MPX-6MPX-24	24	2
27611	8AB-6MPX-6MPX-28	28	2
27615	8AB-6MPX-6MPX-36	36	2
27618	8AB-6MPX-6MPX-42	42	1
27637	6AB-6MPX-6MPX-24	24	2
27639	6AB-6MPX-6MPX-28	28	1
27641	6AB-6MPX-6MPX-32	32	1
27643	6AB-6MPX-6MPX-36	36	1
27650	6AB-6MPX-6MPX-48	48	1
91180	Air Brake Hose Rack	-	1

Large Assortment Part Number: 91181
Large Assortment Product Number: 7626-0105



LARGE ASSORTMENT			
Part No.	**Descr.**	**Length (in)**	**Unit Count**
G89170-1036	10C14-10FJSX-10FJSX-36	36	1
G89170-1048	10C14-10FJSX-10FJSX-48	48	1
G89170-1054	10C14-10FJSX-10FJSX-54	54	1
G89170-1084	10C14-10FJSX-10FJSX-84	84	1
27607	8AB-6MPX-6MPX-20	20	1
27609	8AB-6MPX-6MPX-24	24	3
27611	8AB-6MPX-6MPX-28	28	3
27613	8AB-6MPX-6MPX-32	32	2
27615	8AB-6MPX-6MPX-36	36	2
27618	8AB-6MPX-6MPX-42	42	2
27637	6AB-6MPX-6MPX-24	24	2
27639	6AB-6MPX-6MPX-28	28	2
27641	6AB-6MPX-6MPX-32	32	1
27643	6AB-6MPX-6MPX-36	36	1
27646	6AB-6MPX-6MPX-42	42	1
27650	6AB-6MPX-6MPX-48	48	1
27654	6AB-6MPX-6MPX-60	60	2
27686	6AB-6FSX-6FSX-24	24	1
27687	6AB-6FSX-6FSX-30	30	1
27695	8AB-8FSX-8FSX-24	24	1
27696	8AB-8FSX-8FSX-30	30	1
91180	Air Brake Hose Rack	-	2

HOSE/CPLG. SELECTION
EQUIPMENT
HOSE SPECIFICATION
GLOBALSPIRAL COUPLINGS
STAINLESS STEEL SPIRAL COUPLINGS
MEGACRIMP COUPLINGS
STAINLESS STEEL BRAID COUPLINGS
POWER CRIMP COUPLINGS
FIELD ATTACHABLE - TYPE T COUPLINGS
FIELD ATTACHABLE - C5 COUPLINGS
FIELD ATTACHABLE - LOCK-ON COUPLINGS
C14 COUPLINGS & ASSEMBLIES
GLP & GL COUPLINGS
GLX COUPLINGS
PCTS THERMOPLASTIC COUPLINGS
POLARSEAL COUPLINGS (ACA, ACB, ACC)
POWER STEERING CPLGS. & TOC ASSEMBLIES
ADAPTERS
QUICK DISCONNECT COUPLERS
BALL VALVES
LIVE SWIVELS
ACCESSORIES
AIR BRAKE CPLGS. & ASSEMBLIES
KITS
BRASS

HOSE/CPLG. SELECTION
EQUIPMENT
HOSE SPECIFICATION
GLOBALSPIRAL COUPLINGS
STAINLESS STEEL SPIRAL COUPLINGS
MEGACRIMP COUPLINGS
STAINLESS STEEL BRAID COUPLINGS
POWER CRIMP COUPLINGS
FIELD ATTACHABLE - TYPE T COUPLINGS
FIELD ATTACHABLE - C5 COUPLINGS
FIELD ATTACHABLE - LOCK-ON COUPLINGS
C14 COUPLINGS & ASSEMBLIES
GLP & GL COUPLINGS
GLX COUPLINGS
PCTS THERMOPLASTIC COUPLINGS
POLARSEAL COUPLINGS (ACA, ACB, ACC)
POWER STEERING CPLGS. & TOC ASSEMBLIES
ADAPTERS
QUICK DISCONNECT COUPLERS
BALL VALVES
LIVE SWIVELS
ACCESSORIES
AIR BRAKE CPLGS. & ASSEMBLIES
KITS
BRASS

RUBBER AIR BRAKE & C14 ASSEMBLY ASSORTMENTS - CONTINUED

AIR BRAKE HOSE RACK

Part Number: 91180
Product Number: 7626-0102



BRASS COUPLING

VISUAL INDEX

AIR BRAKE COPPER TUBING COMPRESSION - D.O.T. W6

AIR BRAKE SURELOK™ - D.O.T. W12

COMPOSITE AIR BRAKE SURELOK™ - D.O.T. W23

AIR BRAKE COMPRESSION FITTINGS - D.O.T. W29

AIR BRAKE COUPLINGS FOR RUBBER HOSE W39

VALVES Y16

BRASS LOCK-ON FIELD ATTACHABLE COUPLINGS FOR LOC & LOL HOSE K1

SINGLE BEAD Y38

BARB STEM Y43

ADAPTERS INVERTED FLARE Y46

AUTOMOTIVE ADAPTERS Y55

COPPER TUBING INDUSTRIAL COMPRESSION Y67

INDUSTRIAL SURELOK™ Y76

MINI-BARBED TUBE Y83

POLY INDUSTRIAL COMPRESSION Y92

PIPE ADAPTERS Y97

ADAPTERS SAE FLARE Y112

THREADED SLEEVE Y124

HOSE/CPLG. SELECTION
EQUIPMENT
HOSE SPECIFICATION
GLOBALSPIRAL COUPLINGS
STAINLESS STEEL SPIRAL COUPLINGS
MEGACRIMP COUPLINGS
STAINLESS STEEL BRAID COUPLINGS
POWER CRIMP COUPLINGS
FIELD ATTACHABLE - TYPE T COUPLINGS
FIELD ATTACHABLE - C5 COUPLINGS
FIELD ATTACHABLE - LOCK-ON COUPLINGS
C14 COUPLINGS & ASSEMBLIES
GLP & GL COUPLINGS
GLX COUPLINGS
PCTS THERMOPLASTIC COUPLINGS
POLARSEAL COUPLINGS (ACA, ACB, ACC)
POWER STEERING CPLGS. & TOC ASSEMBLIES
ADAPTERS
QUICK DISCONNECT COUPLERS
BALL VALVES
LIVE SWIVELS
ACCESSORIES
AIR BRAKE CPLGS. & ASSEMBLIES
KITS
BRASS

BRASS COUPLING VISUAL INDEX - CONTINUED

AIR BRAKE COPPER TUBING COMPRESSION - D.O.T.



Tube Sleeve G30050



Tube Sleeve Nut G30060

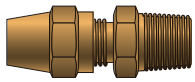

Air Brake to Male Pipe G30100

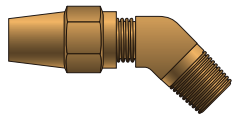

Air Brake to Male Pipe - 45° G30102

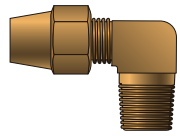

Air Brake to Male Pipe - 90° G30104

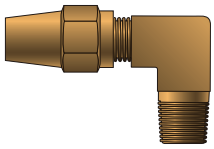

Air Brake to Male Pipe - 90° - Long G30106

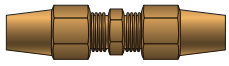

Air Brake Union G30400

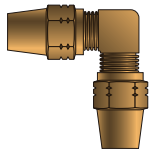

Air Brake Union - 90° G30404

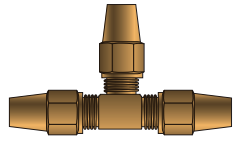

Air Brake Union - Tee G30450

* See Air Brake Couplings and Assembly (Section W) for these configurations.

AIR BRAKE SURELOK™ - D.O.T.



Air Brake Plugs G31050



Air Brake Cartridge G31080

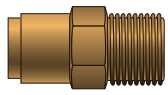

Air Brake to Male Pipe G31100

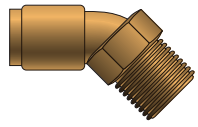

Air Brake to Male Pipe - 45° G31102

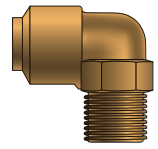

Air Brake to Male Pipe - 90° G31104

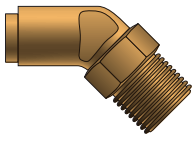

Air Brake to Male Pipe Swivel - 45° G31122

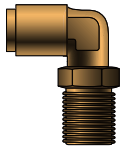

Air Brake to Male Pipe Swivel - 90° G31124

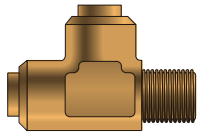

Air Brake Run Tee to Male Pipe G31130, G31132

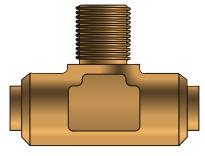

Air Brake Branch Tee to Male Pipe G31134

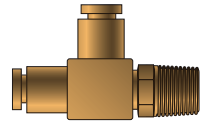

Air Brake Run Tee to Male Pipe Swivel G31140

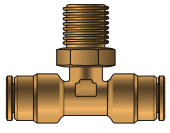

Air Brake Branch Tee to Male Pipe Swivel G31142

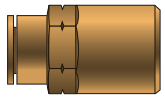

Air Brake to Female Pipe G31150

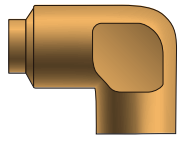

Air Brake to Female Pipe - 90° G31154

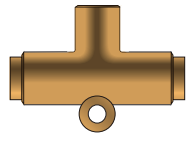

Air Brake Branch Tee to Female Pipe with Mounting Hole G31160

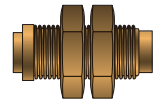

Air Brake Bulkhead Union G31300



Air Brake Union G31400

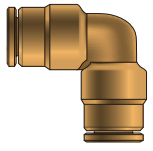

Air Brake Union - 90° G31404

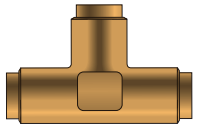

Air Brake Union - Tee G31450, G31452

* See Air Brake Couplings and Assembly (Section W) for these configurations.

BRASS COUPLING VISUAL INDEX - CONTINUED

COMPOSITE AIR BRAKE SURELOK™ - D.O.T.



Air Brake to Male Pipe - 90° G31104C



Air Brake to Male Pipe Swivel - 45° G31122C



Air Brake to Male Pipe Swivel - 90° G31124C



Air Brake Run Tee to Male Pipe Swivel G31140C



Air Brake Branch Tee to Male Pipe Swivel G31142C



Air Brake Union G31400C



Air Brake Union - 90° G31404C



Air Brake Union - Tee G31450C

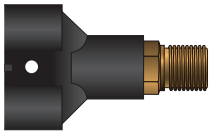

Air Brake Run Y to Male Pipe G56978C

* See Air Brake Couplings and Assembly (Section W) for these configurations.

AIR BRAKE COPPER TUBING COMPRESSION - D.O.T.

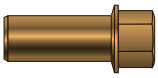

Tube Support Insert G32040



Tube Sleeve G32050

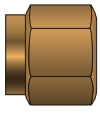

Tube Sleeve Nut G32060

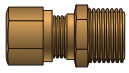

Air Brake to Male Pipe G32100

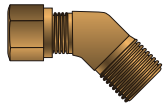

Air Brake to Male Pipe - 45° G32102

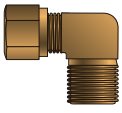

Air Brake to Male Pipe - 90° G32104

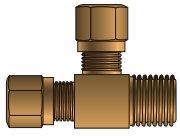

Air Brake Run Tee to Male Pipe G32130, G32131

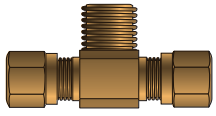

Air Brake Branch Tee to Male Pipe G32134, G32136

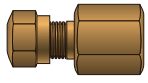

Air Brake to Female Pipe G32150

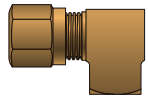

Air Brake to Female Pipe - 90° G32154

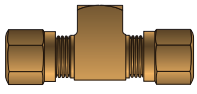

Air Brake Branch Tee to Female Pipe G32160

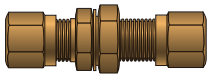

Air Brake Bulkhead Union G32300



Air Brake Union G32400

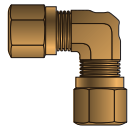

Air Brake Union - 90° G32404

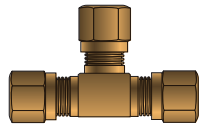

Air Brake Union - Tee G32450, G32452

* See Air Brake Couplings and Assembly (Section W) for these configurations.

HOSE/CPLG. SELECTION
EQUIPMENT
HOSE SPECIFICATION
GLOBALSPIRAL COUPLINGS
STAINLESS STEEL SPIRAL COUPLINGS
MEGACRIMP COUPLINGS
STAINLESS STEEL BRAID COUPLINGS
POWER CRIMP COUPLINGS
FIELD ATTACHABLE - TYPE T COUPLINGS
FIELD ATTACHABLE - C5 COUPLINGS
FIELD ATTACHABLE - LOCK-ON COUPLINGS
C14 COUPLINGS & ASSEMBLIES
GLP & GL COUPLINGS
GLX COUPLINGS
PCTS THERMOPLASTIC COUPLINGS
POLARSEAL COUPLINGS (ACA, ACB, ACC)
POWER STEERING CPLGS. & TOC ASSEMBLIES
ADAPTERS
QUICK DISCONNECT COUPLERS
BALL VALVES
LIVE SWIVELS
ACCESSORIES
AIR BRAKE CPLGS. & ASSEMBLIES
KITS
BRASS

HOSE/CPLG. SELECTION
EQUIPMENT
HOSE SPECIFICATION
GLOBALSPIRAL COUPLINGS
STAINLESS STEEL SPIRAL COUPLINGS
MEGACRIMP COUPLINGS
STAINLESS STEEL BRAID COUPLINGS
POWER CRIMP COUPLINGS
FIELD ATTACHABLE - TYPE T COUPLINGS
FIELD ATTACHABLE - C5 COUPLINGS
FIELD ATTACHABLE - LOCK-ON COUPLINGS
C14 COUPLINGS & ASSEMBLIES
GLP & GL COUPLINGS
GLX COUPLINGS
PCTS THERMOPLASTIC COUPLINGS
POLARSEAL COUPLINGS (ACA, ACB, ACC)
POWER STEERING CPLGS. & TOC ASSEMBLIES
ADAPTERS
QUICK DISCONNECT COUPLERS
BALL VALVES
LIVE SWIVELS
ACCESSORIES
AIR BRAKE CPLGS. & ASSEMBLIES
KITS
BRASS

BRASS COUPLING VISUAL INDEX - CONTINUED

AIR BRAKE COUPLINGS FOR RUBBER HOSE

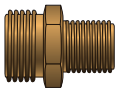

Male Air Brake to Male Pipe Adapter G33030



Gladhand G33031



Gladhand Seal G33032



Sleeve G33050

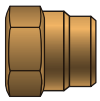

Nut G33060

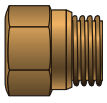

Spring Guard Nut G33061

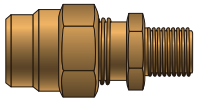

Air Brake to Male Pipe with Nut and Sleeve G33100



Air Brake to Male Pipe with Spring Guard G33110

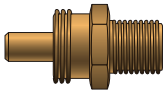

Air Brake to Male Pipe without Nut and Sleeve G33111



Air Brake Spring Guard G33112

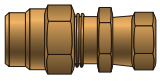

Air Brake to Female Air Brake Swivel G33150

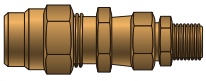

Air Brake to Female Air Brake Swivel with Adapter G33151

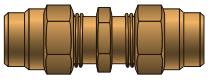

Air Brake Union G33400

* See Air Brake Couplings and Assembly (Section W) for these configurations.

VALVES



Air Tank Drain Valve G33021



Air Vent G33022



One Way Check Valve G33027



Air Brake Nylon Compression to Male Pipe Branch G33601



Air Brake Nylon Compression to Male Pipe Run G33602



Truck Valve 90° - Male SAE 45° Flare to Male Pipe Run G33610

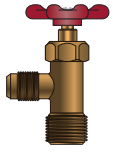

Truck Valve 90° - Male SAE 45° to Male Pipe Branch G33612

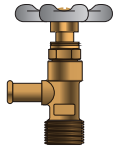

Truck Valve 90° - Single Bead to Male Pipe Run G33620

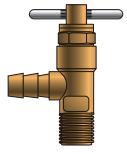

Truck Valve 90° - Barbed to Male Pipe Branch with Pin Handle G33622

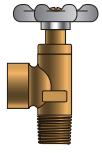

Truck Valve 90° - Male Pipe to Female Pipe Branch G33630

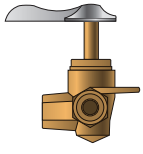

Truck Valve - 3-Way G33650

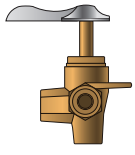

Truck Valve - 4-Way G33655

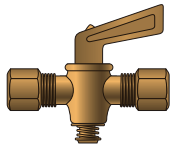

Shut-Off Cock - Copper Tubing Industrial Compression to Copper Tubing Industrial Compression Run G33701

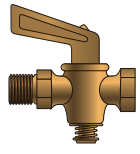

Shut-Off Cock - Male Pipe to Female Pipe Run G33710

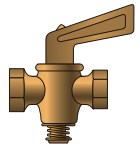

Shut-Off Cock - Female Pipe to Female Pipe Run G33715

BRASS COUPLING VISUAL INDEX - CONTINUED

VALVES - CONTINUED

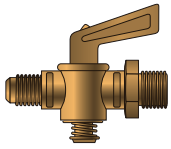	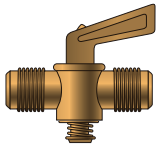	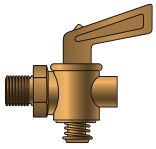	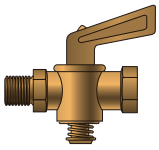	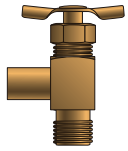
Shut-Off Cock - Male SAE 45° Flare to Male Pipe Run G33720	**Shut-Off Cock - Male SAE 45° Flare to Male SAE 45° Flare Run G33730**	**Air Shut-Off Cock - Male Pipe to Bibb Nose G33801**	**Air Drain Cock - Male Pipe to Female Pipe G33805**	**Drain Cock 90° - Single Bead to Male Pipe - Long G33823**
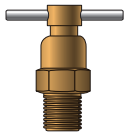	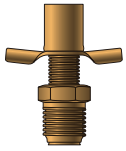	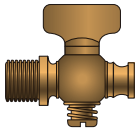	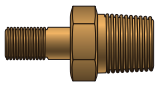	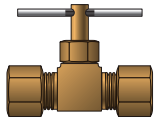
Drain Cock - Male Pipe Internal Seat - Bibb Nose - Long G33830	**Drain Cock - Male Pipe to Tube External Seat - Long G33831**	**Air Shut-Off Cock - Male Pipe - Bibb Nose with Key Handle G33832**	**Air Tank Valve G33850**	**Needle Valve - Copper Tubing Ind. Compression to Copper Tubing Ind. Compression Run G33901**
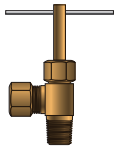	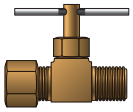	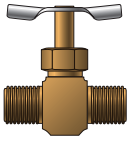	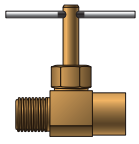	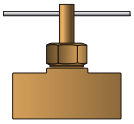
Needle Valve 90° - Copper Tubing Industrial Compression to Male Pipe G33905	**Needle Valve - Copper Tubing Industrial Compression to Male Pipe G33910**	**Needle Valve - Male Pipe to Male Pipe G33915**	**Needle Valve - Male Pipe to Female Pipe G33920**	**Needle Valve - Female Pipe to Female Pipe G33930**
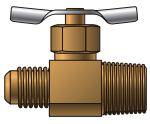	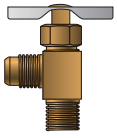	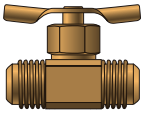	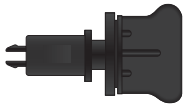	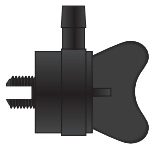
Needle Valve - Male SAE 45° Flare to Male Pipe G33940	**Needle Valve 90° - Male SAE 45° Flare to Male Pipe G33945**	**Needle Valve - Male SAE 45° Flare to Male SAE 45° Flare G33950**	**Plastic Drain Cock - Chrysler Black Key Style G49001**	**Plastic Drain Cock - Metric Single Bead G49010**
		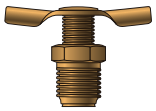	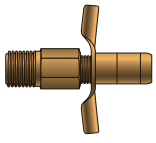	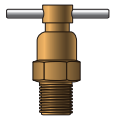
Plastic Drain Cock - Chrysler Wide Opening G49016	**Plastic Drain Cock - GM Black Key Style G49017**	**Drain Cock - Male Pipe Internal Seat G49129, G49130**	**Drain Cock - Male Pipe to Tube Internal Seat - Long Tube G49135**	**Drain Cock - Male Pipe Internal Seat - Bibb Nose G49136**
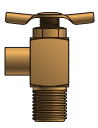	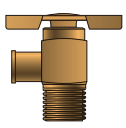	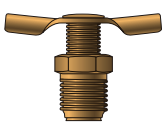	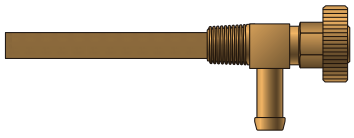	
Drain Cock 90° - Angle Bib Nose G49137	**Drain Cock 90° - Single Bead to Male Pipe G49138**	**Drain Cock - Male Pipe External Seat G49140**	**Gasoline Shut-Off with Screen Filter G49255**	

HOSE/CPLG. SELECTION
EQUIPMENT
HOSE SPECIFICATION
GLOBALSPIRAL COUPLINGS
STAINLESS STEEL SPIRAL COUPLINGS
MEGACRIMP COUPLINGS
STAINLESS STEEL BRAID COUPLINGS
POWER CRIMP COUPLINGS
FIELD ATTACHABLE - TYPE T COUPLINGS
FIELD ATTACHABLE - C5 COUPLINGS
FIELD ATTACHABLE - LOCK-ON COUPLINGS
C14 COUPLINGS & ASSEMBLIES
GLP & GL COUPLINGS
GLX COUPLINGS
PCTS THERMOPLASTIC COUPLINGS
POLARSEAL COUPLINGS (ACA, ACB, ACC)
POWER STEERING CPLGS. & TOC ASSEMBLIES
ADAPTERS
QUICK DISCONNECT COUPLERS
BALL VALVES
LIVE SWIVELS
ACCESSORIES
AIR BRAKE CPLGS. & ASSEMBLIES
KITS
BRASS

BRASS COUPLING VISUAL INDEX - CONTINUED

BRASS LOCK-ON FIELD ATTACHABLE COUPLINGS FOR LOC & LOL HOSE

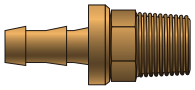

Male Pipe with Cone Seat
G36100

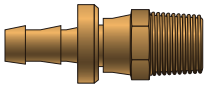

Male Pipe Swivel without Cone Seat
G36105

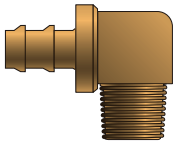

Male Pipe 90° Block with Cone Seat
G36106

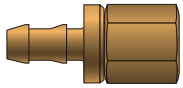

Female Pipe without Cone Seat
G36110

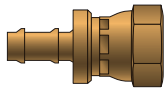

Female Pipe Swivel with Cone Seat
G36111

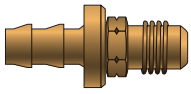

Male JIC 37° Flare
G36165

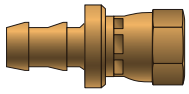

Female JIC 37° Flare Swivel
G36170

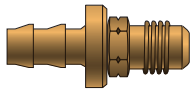

Male SAE 45° Flare
G36195

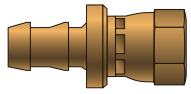

Female SAE 45° Flare Swivel
G36200

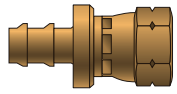

Dual Seat Female JIC 37°/ SAE 45° Flare Swivel
G36210

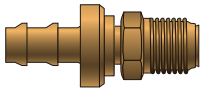

Male SAE Inverted Flare Swivel
G36500

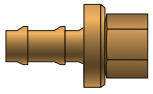

Female SAE Inverted Flare
G36508

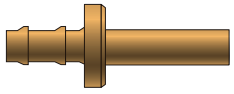

North American Stand Pipe
G36520

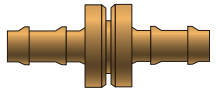

Hose Length Extenders
G36535

* See Field Attachable - Lock-on Couplings (Section K) for these configurations.

SINGLE BEAD

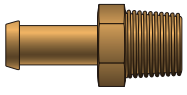

Male Pipe with Cone Seat
G37100

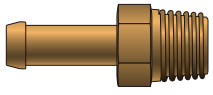

Male Straight Thread Connector
G37103

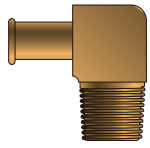

Male Pipe 90° Block Cone Seat
37106

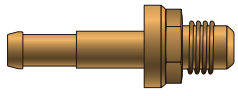

Male SAE 45° Flare Connector
G37195

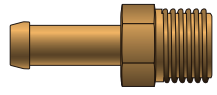

Male SAE Inverted Flare
G37500

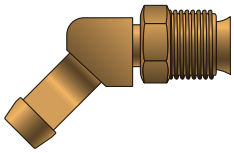

Male SAE Inverted Flare Swivel - 45°
G37503

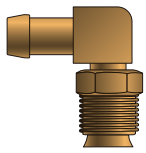

Male SAE Inverted Flare Swivel - 90°
G37504



Female SAE Inverted Flare
G37508

BARB STEM

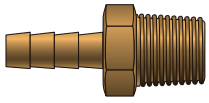

Male Pipe NPTF with Cone Seat
G38100

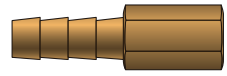

Female Pipe NPTF
G38110

BRASS COUPLING VISUAL INDEX - CONTINUED

ADAPTERS INVERTED FLARE

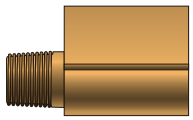

Male Pipe to Female Pipe to Female Inverted Split Run Tee
G49375

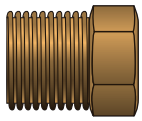

Male Inverted Tube Nut - Steel
G60596

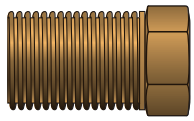

Male Inverted Tube Nut - Steel - Long
G60597

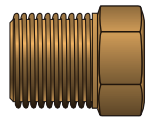

Male Inverted Tube Nut - Brass
G60599

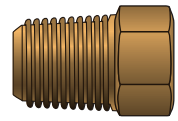

Female Inverted Flare to Male Pipe
G60625

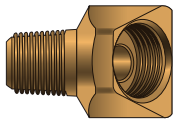

Female Inverted Flare to Male Pipe - 45°
G60626

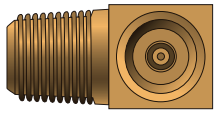

Female Inverted Flare to Male Pipe - 90°
G60627



Female Inverted Branch Tee to Male Pipe
G60628

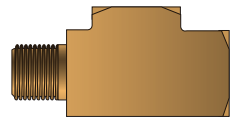

Female Inverted Run Tee to Male Pipe
G60629

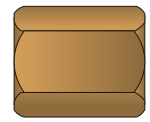

Female Inverted to Female Pipe
G60630

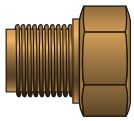

Male Inverted Flare Plug
G60691



Female Inverted to Female Inverted Union
G60693



Female Inverted to Female Inverted Union - 90°
G60694



Female Inverted Union - Tee
G60695



Female Inverted Branch Tee to Female Pipe
G60696

HOSE/CPLG. SELECTION
EQUIPMENT
HOSE SPECIFICATION
GLOBALSPIRAL COUPLINGS
STAINLESS STEEL SPIRAL COUPLINGS
MEGACRIMP COUPLINGS
STAINLESS STEEL BRAID COUPLINGS
POWER CRIMP COUPLINGS
FIELD ATTACHABLE - TYPE T COUPLINGS
FIELD ATTACHABLE - C5 COUPLINGS
FIELD ATTACHABLE - LOCK-ON COUPLINGS
C14 COUPLINGS & ASSEMBLIES
GLP & GL COUPLINGS
GLX COUPLINGS
PCTS THERMOPLASTIC COUPLINGS
POLARSEAL COUPLINGS (ACA, ACB, ACC)
POWER STEERING CPLGS. & TOC ASSEMBLIES
ADAPTERS
QUICK DISCONNECT COUPLERS
BALL VALVES
LIVE SWIVELS
ACCESSORIES
AIR BRAKE CPLGS. & ASSEMBLIES
KITS
BRASS

HOSE/CPLG. SELECTION
EQUIPMENT
HOSE SPECIFICATION
GLOBALSPIRAL COUPLINGS
STAINLESS STEEL SPIRAL COUPLINGS
MEGACRIMP COUPLINGS
STAINLESS STEEL BRAID COUPLINGS
POWER CRIMP COUPLINGS
FIELD ATTACHABLE - TYPE T COUPLINGS
FIELD ATTACHABLE - C5 COUPLINGS
FIELD ATTACHABLE - LOCK-ON COUPLINGS
C14 COUPLINGS & ASSEMBLIES
GLP & GL COUPLINGS
GLX COUPLINGS
PCTS THERMOPLASTIC COUPLINGS
POLARSEAL COUPLINGS (ACA, ACB, ACC)
POWER STEERING CPLGS. & TOC ASSEMBLIES
ADAPTERS
QUICK DISCONNECT COUPLERS
BALL VALVES
LIVE SWIVELS
ACCESSORIES
AIR BRAKE CPLGS. & ASSEMBLIES
KITS
BRASS

BRASS COUPLING VISUAL INDEX - CONTINUED

AUTOMOTIVE ADAPTERS

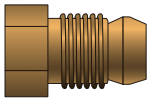

Ford Nut
G49230

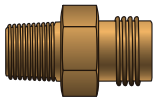

Fuel Line Adapter (Plymouth)
G49250

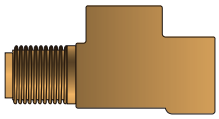

Towed Trailer Brake - Tee
G49300, G49301, G49303

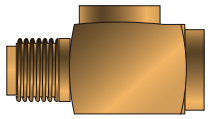

Metric Towed Trailer Brake - Tee
G49304

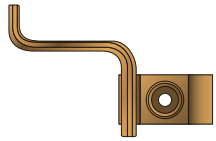

Hydraulic Brake Strap Assembly - Tee
G49310

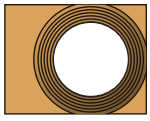

Hydraulic Brake - Block
G49313

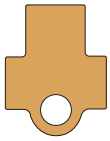

Hydraulic Brake with Bolt Hole - Tee
G49314

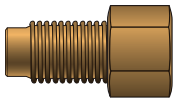

Metric Hydraulic Brake Adapter - Male Inverted to Tube O.D. Female
G49320

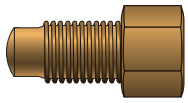

Metric Hydraulic Brake Adapter - Male Bubble to Tube O.D. Female
G49321

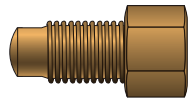

Metric Hydraulic Brake Adapter - Bubble
G49323

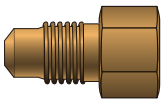

Metric Hydraulic Brake Adapter - British Bubble
G49324

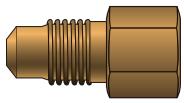

Standard to Metric
G49325

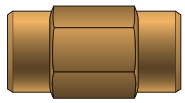

Hydraulic Brake Metric Union
G49400



Hydraulic Brake Union - British
G49401



Hydraulic Brake Union - European
G49402

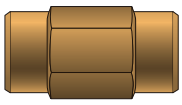

Hydraulic Brake Union - Japanese
G49403

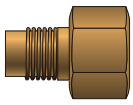

Dual Master Cylinder Adapter
G49500, G49501, G49502, G49503, G49504, G49505, G49506, G49507

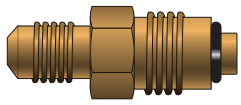

JIC 37° Flare Power Steering Adapter
G49700

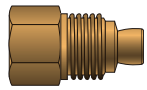

Ford Power Steering Adapter
G49701

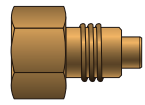

Metric Power Steering Adapter
G49702



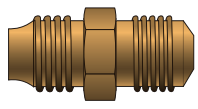

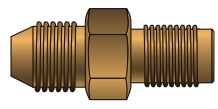

Transmission Oil Cooler Line Adapter
G49800

Air Conditioning Adapter
G49900

Male SAE 45° - Male Inverted
G49901

BRASS COUPLING VISUAL INDEX - CONTINUED

COPPER TUBING INDUSTRIAL COMPRESSION

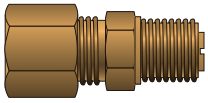

Copper Tubing Industrial to Male Pipe - Check Valve
G55028

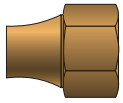

Nut - Long
G55030



Tube Sleeve Insert
G55040



Tube Sleeve
G55050



Tube Sleeve Nut
G55060

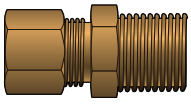

Copper Tubing Industrial to Male Pipe
G55100

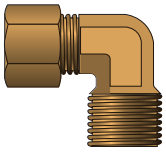

Copper Tubing Industrial to Male Pipe - 90°
G55104

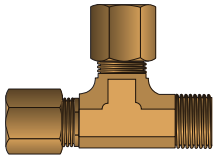

Copper Tubing Industrial Run Tee to Male Pipe
G55130

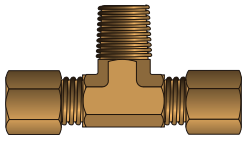

Copper Tubing Industrial Branch Tee to Male Pipe
G55134

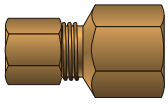

Copper Tubing Industrial to Female Pipe
G55150

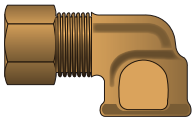

Copper Tubing Industrial to Female Pipe - 90°
G55154

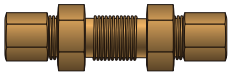

Copper Tubing Industrial Bulkhead Union
G55300

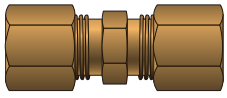

Copper Tubing Industrial Union
G55400

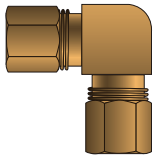

Copper Tubing Industrial Union - 90°
G55404

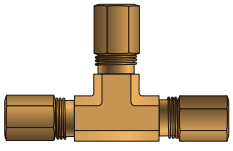

Copper Tubing Industrial Union Tee
G55450

INDUSTRIAL SURELOK™



Industrial SureLok Plug
G56050

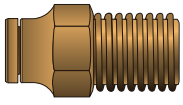

Industrial SureLok to Male Pipe
G56100

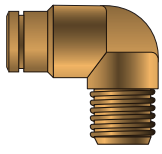

Industrial SureLok to Male Pipe - 90°
G56104



Industrial SureLok to Male Pipe Swivel - 90°
G56124

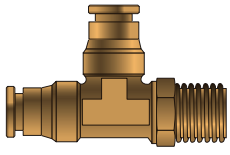

Industrial SureLok Run Tee to Male Pipe Swivel
G56140



Industrial SureLok Branch Tee to Male Pipe Swivel
G56142

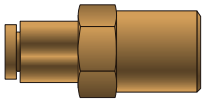

Industrial SureLok to Female Pipe
G56150

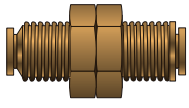

Industrial SureLok Bulkhead Union
G56300



Industrial SureLok Union
G56400

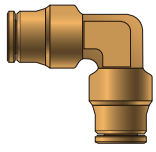

Industrial SureLok Union - 90°
G56404

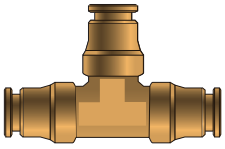

Industrial SureLok Union - Tee
G56450

HOSE/CPLG. SELECTION
EQUIPMENT
HOSE SPECIFICATION
GLOBALSPIRAL COUPLINGS
STAINLESS STEEL SPIRAL COUPLINGS
MEGACRIMP COUPLINGS
STAINLESS STEEL BRAID COUPLINGS
POWER CRIMP COUPLINGS
FIELD ATTACHABLE - TYPE T COUPLINGS
FIELD ATTACHABLE - C5 COUPLINGS
FIELD ATTACHABLE - LOCK-ON COUPLINGS
C14 COUPLINGS & ASSEMBLIES
GLP & GL COUPLINGS
GLX COUPLINGS
PCTS THERMOPLASTIC COUPLINGS
POLARSEAL COUPLINGS (ACA, ACB, ACC)
POWER STEERING CPLGS. & TOC ASSEMBLIES
ADAPTERS
QUICK DISCONNECT COUPLERS
BALL VALVES
LIVE SWIVELS
ACCESSORIES
AIR BRAKE CPLGS. & ASSEMBLIES
KITS
BRASS

BRASS COUPLING VISUAL INDEX - CONTINUED

MINI-BARBED TUBE

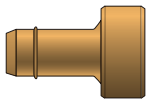

Plug
G57050

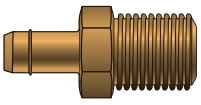

Mini-Barb to Male Pipe
G57100

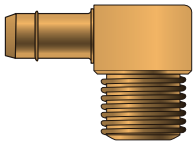

Mini-Barb to Male Pipe - 90°
G57104

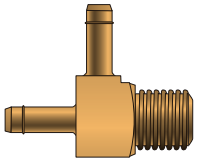

Mini-Barb Run Tee to Male Pipe
G57130

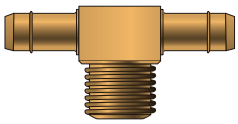

Mini-Barb Run Tee to Male Pipe
G57140

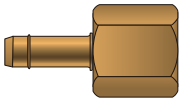

Mini-Barb to Female Pipe
G57150

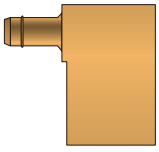

Mini-Barb to Female Pipe - 90°
G57154

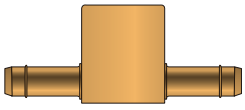

Mini-Barb Branch Tee to Female Pipe
G57160

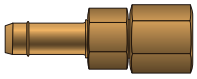

Mini-Barb to Industrial Copper Tubing Compression
G57190

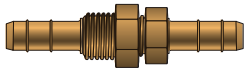

Mini-Barb Bulkhead Union
G57300

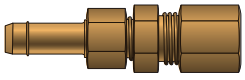

Mini-Barb to Copper Tubing Industrial Compression Assembly Bulkhead
G57350

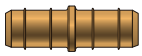

Mini-Barb Union
G57400



Mini-Barb Union - Long
G57401

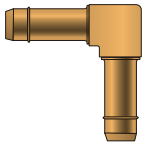

Mini-Barb Union - 90°
G57404

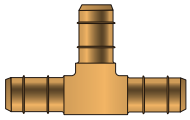

Mini-Barb Union - Tee
G57452

POLY INDUSTRIAL COMPRESSION



Tubing Sleeve
G58050



Tubing Sleeve Nut
G58060

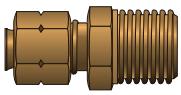

Compression PVC to Male Pipe
G58100

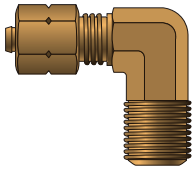

Compression PVC to Male Pipe - 90°
G58104



Compression PVC Branch Tee to Male Pipe
G58134

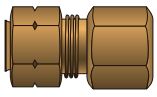

Compression PVC to Female Pipe
G58150

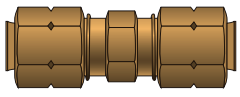

Compression PVC Union
G58400

BRASS COUPLING VISUAL INDEX - CONTINUED

PIPE ADAPTERS

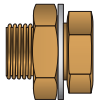		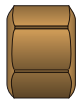	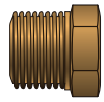	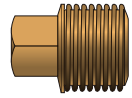
Female Pipe to Female Pipe Bulkhead G33300, G33301	**Male Pipe to Female Pipe Bulkhead G33302, G33303**	**Female Pipe Cap G60600**	**Male Pipe Plug - Hex Head G60601**	**Male Pipe Plug - Square Head G60602**
		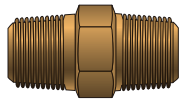		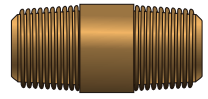
Male Pipe Plug - Hex Key Head G60603	**Male Pipe Plug - Slotted Head G60604**	**Male Pipe to Male Pipe Hex Nipple G60605**	**Male Pipe to Male Pipe Close Nipple G60606**	**Male Pipe to Male Pipe Medium Nipple G60607**
	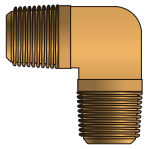	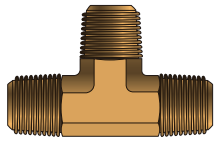	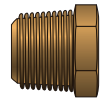	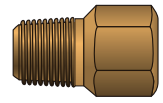
Male Pipe to Male Pipe Long Nipple G60608	**Male Pipe NPTF to Male Pipe NPTF - 90° G60610**	**Male Pipe NPTF Union - Tee G60612**	**Male Pipe to Female Pipe - Reducer G60614**	**Male Pipe to Female Pipe - Long G60615**
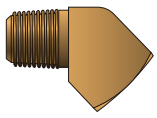	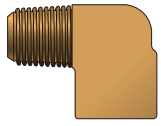		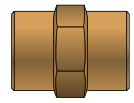	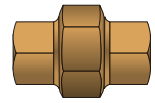
Male Pipe to Female Pipe - 45° G60618	**Male Pipe to Female Pipe - 90° G60620**	**Male Pipe to Female Pipe to Male SAE 45° Flare - Split Run Tee G60623**	**Female Pipe to Female Pipe G60631**	**Female Pipe to Female Pipe Swivel Union G60632**
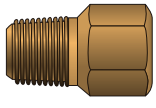	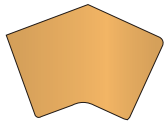			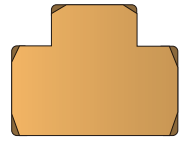
Male Pipe to Female Pipe - Restriction G60633	**Female Pipe to Female Pipe - 45° G60635**	**Female Pipe to Female Pipe - 90° G60637**	**Female Pipe - Cross G60639**	**Female Pipe - Union Tee G60640**
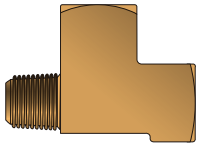	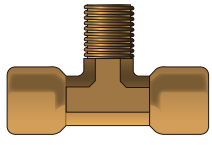			
Male Pipe Run Tee to Female Pipe G60641	**Male Pipe Branch Tee to Female Pipe G60642**			

HOSE/CPLG. SELECTION
EQUIPMENT
HOSE SPECIFICATION
GLOBALSPIRAL COUPLINGS
STAINLESS STEEL SPIRAL COUPLINGS
MEGACRIMP COUPLINGS
STAINLESS STEEL BRAID COUPLINGS
POWER CRIMP COUPLINGS
FIELD ATTACHABLE - TYPE T COUPLINGS
FIELD ATTACHABLE - C5 COUPLINGS
FIELD ATTACHABLE - LOCK-ON COUPLINGS
C14 COUPLINGS & ASSEMBLIES
GLP & GL COUPLINGS
GLX COUPLINGS
PCTS THERMOPLASTIC COUPLINGS
POLARSEAL COUPLINGS (ACA, ACB, ACC)
POWER STEERING CPLGS. & TOC ASSEMBLIES
ADAPTERS
QUICK DISCONNECT COUPLERS
BALL VALVES
LIVE SWIVELS
ACCESSORIES
AIR BRAKE CPLGS. & ASSEMBLIES
KITS
BRASS

HOSE/CPLG. SELECTION
EQUIPMENT
HOSE SPECIFICATION
GLOBALSPIRAL COUPLINGS
STAINLESS STEEL SPIRAL COUPLINGS
MEGACRIMP COUPLINGS
STAINLESS STEEL BRAID COUPLINGS
POWER CRIMP COUPLINGS
FIELD ATTACHABLE - TYPE T COUPLINGS
FIELD ATTACHABLE - C5 COUPLINGS
FIELD ATTACHABLE - LOCK-ON COUPLINGS
C14 COUPLINGS & ASSEMBLIES
GLP & GL COUPLINGS
GLX COUPLINGS
PCTS THERMOPLASTIC COUPLINGS
POLARSEAL COUPLINGS (ACA, ACB, ACC)
POWER STEERING CPLGS. & TOC ASSEMBLIES
ADAPTERS
QUICK DISCONNECT COUPLERS
BALL VALVES
LIVE SWIVELS
ACCESSORIES
AIR BRAKE CPLGS. & ASSEMBLIES
KITS
BRASS

BRASS COUPLING VISUAL INDEX - CONTINUED

ADAPTERS SAE FLARE

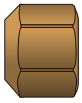

Female SAE 45° Flare Cap
G60643

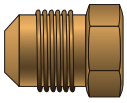

Male SAE Plug
G60644

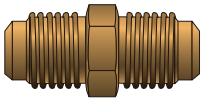

Male SAE 45° Flare to Male SAE 45° Flare
G60645

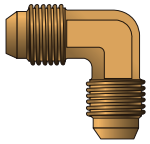

Male SAE 45° Flare to Male SAE 45° Flare - 90°
G60648

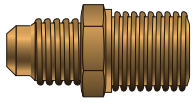

Male SAE 45° Flare to Male Pipe
G60650

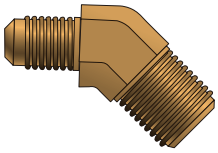

Male SAE 45° Flare to Male Pipe - 45°
G60652



Male SAE 45° Flare to Male Pipe - 90°
G60654

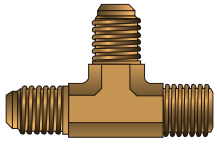

Male SAE 45° Flare Run Tee to Male Pipe
G60657



Male SAE 45° Flare Branch Tee to Male Pipe
G60659

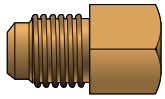

Male SAE 45° Flare Branch Tee to Male Pipe
G60659

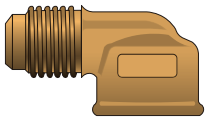

Male SAE 45° Flare to Female Pipe - 90°
G60664

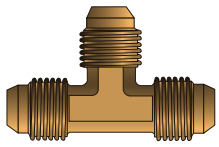

SAE 45° Flare Union Tee Brass
G60669, G60670, G60671

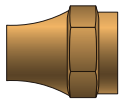

Female SAE 45° Flare Nut - Short
G60675

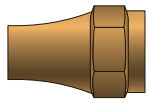

Female SAE 45° Flare Nut - Long
G60676



Male SAE 45° Flare - Cross
G60680

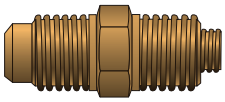

Male SAE 45° Flare to Male Pipe - Check Valve
G60690

THREADED SLEEVE

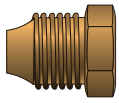

Threaded Sleeve Nut
G60593

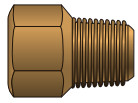

Threaded Sleeve to Male Pipe
G60594

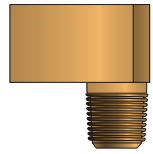

Threaded Sleeve to Male Pipe - 90°
G60595

QUALITY BRASS PRODUCTS FROM GATES

Not all brass adapters are alike. Unlike cheap offshore-produced forged, cast or continuous cast fittings, Gates brass products are manufactured only from the highest-quality, domestic-produced bar stock of C36000 copper alloy with just 2.6% lead content. This premium bar stock meets ASTM B16, SAE J461 and J463, and UNS C36000 standards.

All finished parts are precision-machined to meet or exceed all applicable SAE standards, and come Safe Drinking Water Act (SDWA) compliant thanks to lead-free bodies and nuts. Pipe threads meet all Dryseal American National Standard Taper standards, and all parts are inspected, tested and tracked by manufacturing lot for maximum performance and safety.

HOT EXTRUSION

A cast billet is heated, and then extruded through a die with the desired shape. This process crystallizes the weaker cast material into the stronger, extruded structure of the shaped die.

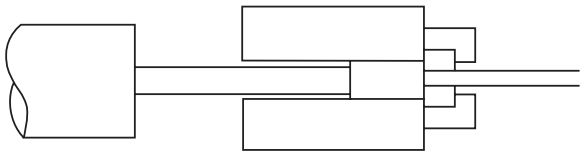

COLD DRAW

The hot, extruded stock is then pulled through a secondary, smaller die of the same shape. This further recrystallizes and refines the material while increasing elongation and strength.

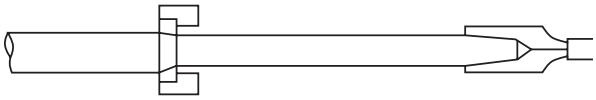

DIE SHAPES

Billet dies come in literally hundreds of shapes. Four of the most common are shown below:



PRECISION MACHINED

Cold bar stock is cut into individual pieces of varying sizes and lengths, then precision machined into solid, one-piece, high-quality parts offering up to 10-times the strength of competitive cast or forged fittings.

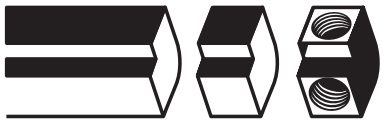

MICROSTRUCTURE

The Gates manufacturing process starts out by transforming the low-strength, low-ductile cast billet into the stronger, crystallized structure of the hot, extruded stock. Next, this extruded material is further refined into the ultra-strong, cold-drawn bar stock which is then cut and precision-machined on state-of-the-art CNC equipment.

HOSE/CPLG. SELECTION
EQUIPMENT
HOSE SPECIFICATION
GLOBALSPIRAL COUPLINGS
STAINLESS STEEL SPIRAL COUPLINGS
MEGACRIMP COUPLINGS
STAINLESS STEEL BRAID COUPLINGS
POWER CRIMP COUPLINGS
FIELD ATTACHABLE - TYPE T COUPLINGS
FIELD ATTACHABLE - C5 COUPLINGS
FIELD ATTACHABLE - LOCK-ON COUPLINGS
C14 COUPLINGS & ASSEMBLIES
GLP & GL COUPLINGS
GLX COUPLINGS
PCTS THERMOPLASTIC COUPLINGS
POLARSEAL COUPLINGS (ACA, ACB, ACC)
POWER STEERING CPLGS. & TOC ASSEMBLIES
ADAPTERS
QUICK DISCONNECT COUPLERS
BALL VALVES
LIVE SWIVELS
ACCESSORIES
AIR BRAKE CPLGS. & ASSEMBLIES
KITS
BRASS

HOSE/CPLG. SELECTION
EQUIPMENT
HOSE SPECIFICATION
GLOBALSPIRAL COUPLINGS
STAINLESS STEEL SPIRAL COUPLINGS
MEGACRIMP COUPLINGS
STAINLESS STEEL BRAID COUPLINGS
POWER CRIMP COUPLINGS
FIELD ATTACHABLE - TYPE T COUPLINGS
FIELD ATTACHABLE - C5 COUPLINGS
FIELD ATTACHABLE - LOCK-ON COUPLINGS
C14 COUPLINGS & ASSEMBLIES
GLP & GL COUPLINGS
GLX COUPLINGS
PCTS THERMOPLASTIC COUPLINGS
POLARSEAL COUPLINGS (ACA, ACB, ACC)
POWER STEERING CPLGS. & TOC ASSEMBLIES
ADAPTERS
QUICK DISCONNECT COUPLERS
BALL VALVES
LIVE SWIVELS
ACCESSORIES
AIR BRAKE CPLGS. & ASSEMBLIES
KITS
BRASS

BRASS EQUIPMENT & TOOLS

SMALL PARTS CABINET

This attractively-designed cabinet is a must-have to keep small fittings organized. The welded steel cabinet contains industrial strength clear plastic drawers that slide smoothly and let you see the contents at a glance. Clear dividers ensure separation of fitting types, so you can keep fittings categorized.



FEATURES

- Newly designed for smaller parts, specifically air brake and brass fittings.
- 72 drawers with 2 dividers create 3 spaces per drawer.
- 216 total locations for all your component needs.
- Dimension: 44” wide x 30” tall x 12” deep.
- Cards slide into slots on front of drawers for easy identification of contents.
- Additional drawer dividers and component identity cards ordered separately.
- Clear plastic bins are 4 3⁄8" W x 2 15⁄16" H x 11 1⁄2" D.

Part Number: 78185
Product Number: 7484-0032



SMALL PARTS CABINET BASE

Part Number: 78185B
Product Number: 7484-0035
(Ordered Separately)

BRASS EQUIPMENT & TOOLS - CONTINUED

SURELOK™ QUICK-RELEASE PLIERS

SureLok™ Quick-Release Pliers make removing SureLok couplings quick and easy. SureLok couplings are simple to install, but their tight placement and strong seal can make removal difficult. These Quick-Release Pliers allow for the removal of push-to-connect couplings from the tubing with just one hand in seconds.



FEATURES

- Straight and 90° offset head options.
- Easy one-hand operation allows user to get into tight areas.
- Offers substantial time and labor savings.
- Sold as single units or a four-pack in a handy carrying case (Part No. 91017).

Part Number: 91017
Product Number: 7468-0030

For Tubing Outside Diameters, use:

ANGLED		VERTICAL	
Part No. 91021 Prod No. 7468-0034 Small Pliers	**Part No. 91020 Prod No. 7468-0033 Large Pliers**	**Part No. 91023 Prod No. 7468-0036 Small Pliers**	**Part No. 91022 Prod No. 7468-0035 Large Pliers**
1/8"	3/8"	1/8"	3/8"
5/32"	1/2"	5/32"	1/2"
1/4"	5/8"	1/4"	3/4"
5/16"		5/16"	
3/8"		3/8"	

HOSE/CPLG. SELECTION
EQUIPMENT
HOSE SPECIFICATION
GLOBALSPIRAL COUPLINGS
STAINLESS STEEL SPIRAL COUPLINGS
MEGACRIMP COUPLINGS
STAINLESS STEEL BRAID COUPLINGS
POWER CRIMP COUPLINGS
FIELD ATTACHABLE - TYPE T COUPLINGS
FIELD ATTACHABLE - C5 COUPLINGS
FIELD ATTACHABLE - LOCK-ON COUPLINGS
C14 COUPLINGS & ASSEMBLIES
GLP & GL COUPLINGS
GLX COUPLINGS
PCTS THERMOPLASTIC COUPLINGS
POLARSEAL COUPLINGS (ACA, ACB, ACC)
POWER STEERING CPLGS. & TOC ASSEMBLIES
ADAPTERS
QUICK DISCONNECT COUPLERS
BALL VALVES
LIVE SWIVELS
ACCESSORIES
AIR BRAKE CPLGS. & ASSEMBLIES
KITS
BRASS

Truck Valve 90° - Air Brake Nylon Compression to Male Pipe Branch



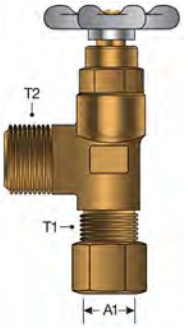

Part No.	Descr.	Prod. No.	A1 "	End Type 1		End Type 2	
⚠ G32601-0808	8ABC-8MP90-TV	7250-15535	1/2	ABC	11/16-20	MP	1/2-14

⚠ **WARNING:** Cancer and Reproductive Harm - www.P65Warnings.ca.gov

Truck Valve 90° - Air Brake Nylon Compression to Male Pipe Run



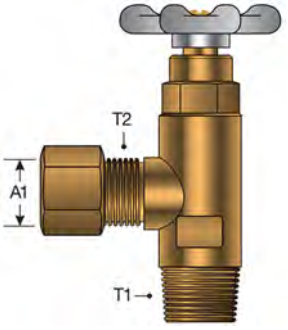

Part No.	Descr.	Prod. No.	A1 "	End Type 1		End Type 2	
⚠ G32602-0808	8MP-8ABC90-TV	7250-15545	1/2	MP	1/2-14	ABC	11/16-20

⚠ **WARNING:** Cancer and Reproductive Harm - www.P65Warnings.ca.gov

Air Tank Drain Valve



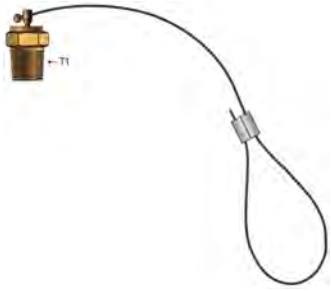

Part No.	Descr.	Prod. No.	End Type 1	
⚠ G33021-0004	4MP-ATDV	7250-03155	MP	1/4-18

⚠ **WARNING:** Cancer and Reproductive Harm - www.P65Warnings.ca.gov

Air Vent



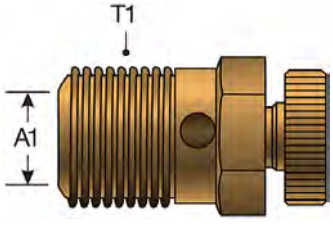

Part No.	Descr.	Prod. No.	A1 "	End Type 1	
⚠ G33022-0002	2MP-AV	7250-03165	1/8	MP	1/8-27

⚠ **WARNING:** Cancer and Reproductive Harm - www.P65Warnings.ca.gov

One Way Check Valve



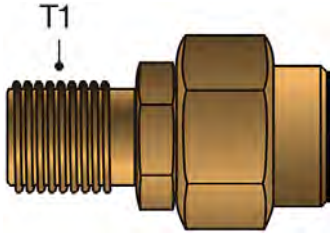

Part No.	Descr.	Prod. No.	End Type 1	
⚠ G33027-0006	6MP-CV	7250-15565	MP	3/8-18

⚠ **WARNING:** Cancer and Reproductive Harm - www.P65Warnings.ca.gov

Parts Continued On Next Page

One Way Check Valve - Continued

Part No.	Descr.	Prod. No.	End Type 1	
⚠ G33027-0008	8MP-CV	7250-15575	MP	1/2-14

⚠ **WARNING:** Cancer and Reproductive Harm - www.P65Warnings.ca.gov

Truck Valve 90° - Male SAE 45° Flare to Male Pipe Run



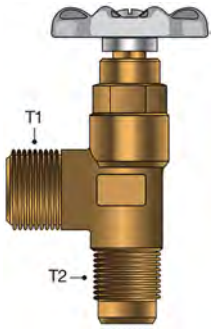

Part No.	Descr.	Prod. No.	End Type 1		End Type 2	
⚠ G33610-0810	8MP-10MS90-TV	7250-15635	MP	1/2-14	MS	7/8-14

⚠ **WARNING:** Cancer and Reproductive Harm - www.P65Warnings.ca.gov

Truck Valve 90° - Male SAE 45° to Male Pipe Branch



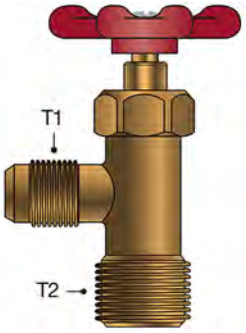

Part No.	Descr.	Prod. No.	End Type 1		End Type 2	
⚠ G33612-0604	6MS-4MP90-TV	7250-15645	MS	5/8-18	MP	1/4-18
⚠ G33612-0606	6MS-6MP90-TV	7250-15655	MS	5/8-18	MP	3/8-18
⚠ G33612-0608	6MS-8MP90-TV	7250-15665	MS	5/8-18	MP	1/2-14
⚠ G33612-1008	10MS-8MP90-TV	7250-15695	MS	7/8-14	MP	1/2-14

⚠ **WARNING:** Cancer and Reproductive Harm - www.P65Warnings.ca.gov

Truck Valve 90° - Single Bead to Male Pipe Run



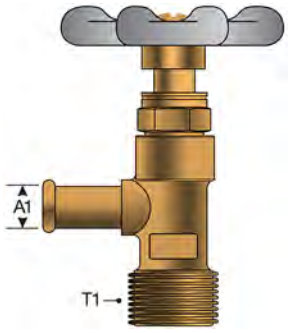

Part No.	Descr.	Prod. No.	A1 "	End Type 1	
⚠ G33620-0606	6SB-6MP90-TV	7250-03645	3/8	MP	3/8-18
⚠ G33620-0806	8SB-6MP90-TV	7250-15715	1/2	MP	3/8-18
⚠ G33620-1006	10SB-6MP90-TV	7250-03655	5/8	MP	3/8-18
⚠ G33620-1008	10SB-8MP90-TV	7250-03665	5/8	MP	1/2-14
⚠ G33620-1206	12SB-6MP90-TV	7250-03675	3/4	MP	3/8-18
⚠ G33620-1208	12SB-8MP90-TV	7250-03685	3/4	MP	1/2-14

⚠ **WARNING:** Cancer and Reproductive Harm - www.P65Warnings.ca.gov

Truck Valve 90° - Barbed to Male Pipe Branch with Pin Handle



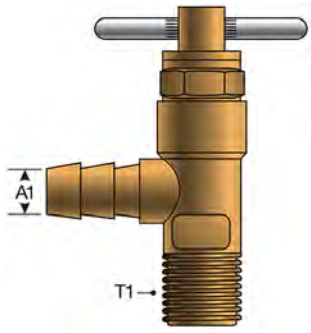

Part No.	Descr.	Prod. No.	A1 "	End Type 1	
⚠ G33622-0606	6SB-6MP90-TVP	7250-15725	3/8	MP	3/8-18
⚠ G33622-1006	10SB-6MP90-TVP	7250-03695	5/8	MP	3/8-18

⚠ **WARNING:** Cancer and Reproductive Harm - www.P65Warnings.ca.gov

Truck Valve 90° - Male Pipe to Female Pipe Branch



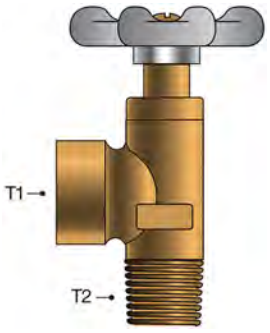

Part No.	Descr.	Prod. No.	End Type 1		End Type 2	
⚠ G33630-0606	6FP-6MP90-TV	7250-03705	FP	3/8-18	MP	3/8-18
⚠ G33630-0608	6FP-8MP90-TV	7250-15735	FP	3/8-18	MP	1/2-14
⚠ G33630-0808	8FP-8MP90-TV	7250-03715	FP	1/2-14	MP	1/2-14

⚠ **WARNING:** Cancer and Reproductive Harm - www.P65Warnings.ca.gov

Truck Valve - 3-Way



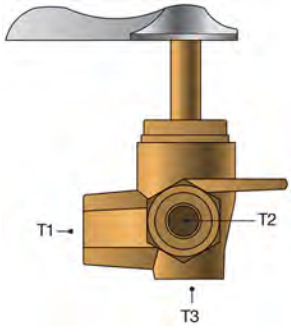

Part No.	Descr.	Prod. No.	End Type 1		End Type 2		End Type 3	
⚠ G33650-0404	4FP-4FP-4FP3WTV	7250-03735	FP	1/4-18	FP	1/4-18	FP	1/4-18
⚠ G33650-0606	6FP-6FP-6FP3WTV	7250-03745	FP	3/8-18	FP	3/8-18	FP	3/8-18

⚠ **WARNING:** Cancer and Reproductive Harm - www.P65Warnings.ca.gov

Truck Valve - 4-Way



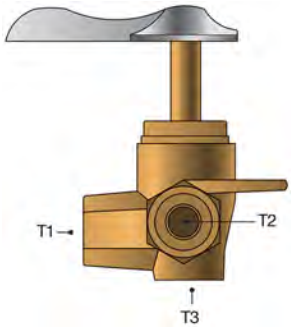

Part No.	Descr.	Prod. No.	End Type 1		End Type 2		End Type 3	
⚠ G33655-0404	4FP-4FP-4FP4WTV	7250-03755	FP	1/4-18	FP	1/4-18	FP	1/4-18
⚠ G33655-0606	6FP-6FP-6FP4WTV	7250-03765	FP	3/8-18	FP	3/8-18	FP	3/8-18

⚠ **WARNING:** Cancer and Reproductive Harm - www.P65Warnings.ca.gov

Shut-off Cock - Copper Tubing Ind. Compression to Copper Tubing Ind. Compression Run



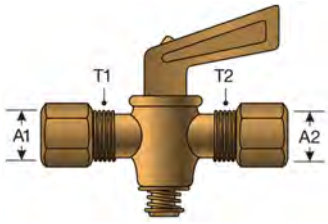

Part No.	Descr.	Prod. No.	A1	A2	End Type 1		End Type 2	
			"	"				
⚠ G33701-0404	4MFA-4MFASC	7250-03795	1/4	1/4	MFA	7/16-24	MFA	7/16-24
⚠ G33701-0505	5MFA-5MFASC	7250-03805	5/16	5/16	MFA	1/2-24	MFA	1/2-24
⚠ G33701-0606	6MFA-6MFASC	7250-03815	3/8	3/8	MFA	9/16-24	MFA	9/16-24
⚠ G33701-0808	8MFA-8MFASC	7250-15745	1/2	1/2	MFA	11/16-20	MFA	11/16-20

⚠ **WARNING:** Cancer and Reproductive Harm - www.P65Warnings.ca.gov

Shut-off Cock - Male Pipe to Female Pipe Run



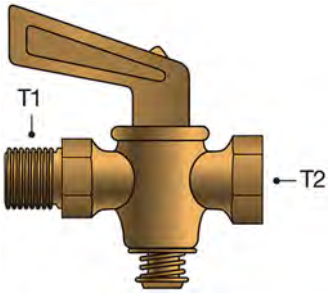

Part No.	Descr.	Prod. No.	End Type 1		End Type 2	
⚠ G33710-0202	2MP-2FPSC	7250-03875	MP	1/8-27	FP	1/8-27
⚠ G33710-0404	4MP-4FPSC	7250-03885	MP	1/4-18	FP	1/4-18
⚠ G33710-0606	6MP-6FPSC	7250-15775	MP	3/8-18	FP	3/8-18
⚠ G33710-0808	8MP-8FPSC	7250-15785	MP	1/2-14	FP	1/2-14

⚠ **WARNING:** Cancer and Reproductive Harm - www.P65Warnings.ca.gov

Shut-off Cock - Female Pipe to Female Pipe Run



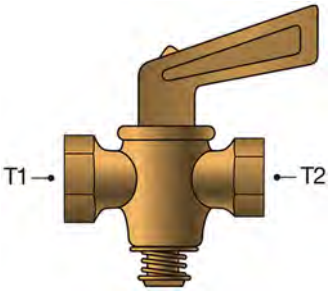

Part No.	Descr.	Prod. No.	End Type 1		End Type 2	
⚠ G33715-0202	2FP-2FPSC	7250-03895	FP	1/8-27	FP	1/8-27
⚠ G33715-0404	4FP-4FPSC	7250-03905	FP	1/4-18	FP	1/4-18
⚠ G33715-0606	6FP-6FPSC	7250-15795	FP	3/8-18	FP	3/8-18
⚠ G33715-0808	8FP-8FPSC	7250-15805	FP	1/2-14	FP	1/2-14

⚠ **WARNING:** Cancer and Reproductive Harm - www.P65Warnings.ca.gov

Shut-off Cock - Male SAE 45° Flare to Male Pipe Run



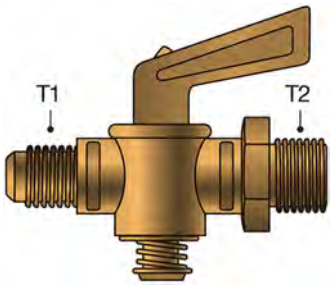

Part No.	Descr.	Prod. No.	End Type 1		End Type 2	
⚠ G33720-0404	4MS-4MPSC	7250-15815	MS	7/16-20	MP	1/4-18
⚠ G33720-0502	5MS-2MPSC	7250-03925	MS	1/2-20	MP	1/8-27
⚠ G33720-0604	6MS-4MPSC	7250-03945	MS	5/8-18	MP	1/4-18
⚠ G33720-0606	6MS-6MPSC	7250-15825	MS	5/8-18	MP	3/8-18
⚠ G33720-0608	6MS-8MPSC	7250-15835	MS	5/8-18	MP	1/2-14

⚠ **WARNING:** Cancer and Reproductive Harm - www.P65Warnings.ca.gov

Shut-off Cock - Male SAE 45° Flare to Male SAE 45° Flare Run



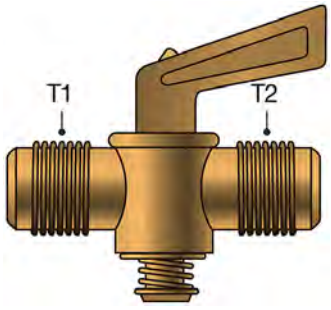

Part No.	Descr.	Prod. No.	End Type 1		End Type 2	
⚠ G33730-0404	4MS-4MSSC	7250-03955	MS	7/16-20	MS	7/16-20
⚠ G33730-0808	8MS-8MSSC	7250-15865	MS	3/4-16	MS	3/4-16

⚠ **WARNING:** Cancer and Reproductive Harm - www.P65Warnings.ca.gov

Air Shut-Off Cock - Male Pipe - Bibb Nose



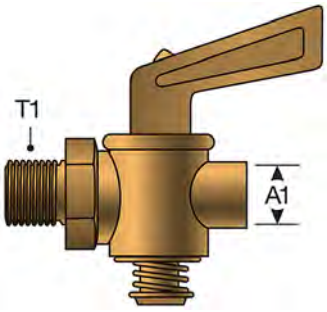

Part No.	Descr.	Prod. No.	A1 "	End Type 1	
⚠ G33801-0002	2MP-ADC	7250-03985	1/8	MP	1/8-27
⚠ G33801-0004	4MP-ADC	7250-03995	1/4	MP	1/4-18
⚠ G33801-0006	6MP-ADC	7250-04005	3/8	MP	3/8-18

⚠ **WARNING:** Cancer and Reproductive Harm - www.P65Warnings.ca.gov

Air Drain Cock - Male Pipe to Female Pipe



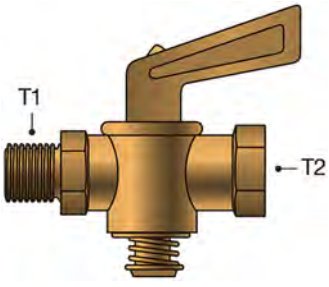

Part No.	Descr.	Prod. No.	End Type 1		End Type 2	
⚠ G33805-0202	2FP-2MPADC	7250-15895	MP	Captive	FP	1/8-27
⚠ G33805-0404	4FP-4MPADC	7250-04015	MP	1/4-18	FP	1/4-18
⚠ G33805-0808	8FP-8MPADC	7250-15925	MP	1/2-14	FP	1/2-14

⚠ **WARNING:** Cancer and Reproductive Harm - www.P65Warnings.ca.gov

Drain Cock 90° - Single Bead to Male Pipe - Long



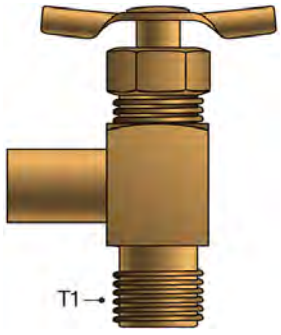

Part No.	Descr.	Prod. No.	End Type 1	
⚠ G33823-1006	10BN-6MPDC90	7250-04025	MP	3/8-18

⚠ **WARNING:** Cancer and Reproductive Harm - www.P65Warnings.ca.gov

Drain Cock - Male Pipe Internal Seat - Bibb Nose - Long



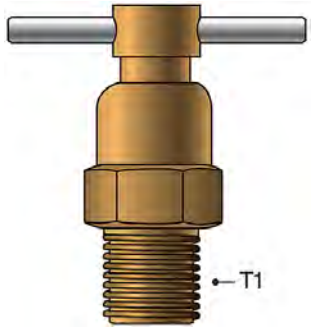

Part No.	Descr.	Prod. No.	End Type 1	
⚠ G33830-0002	2MP-ISDC	7250-15935	MP	1/8-27
⚠ G33830-0006	6MP-ISDC	7250-15955	MP	3/8-18

⚠ **WARNING:** Cancer and Reproductive Harm - www.P65Warnings.ca.gov

Drain Cock - Male Pipe to Tube External Seat - Long



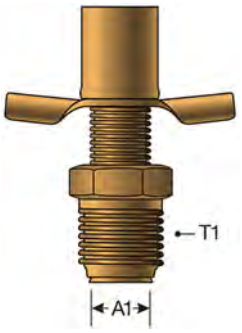

Part No.	Descr.	Prod. No.	A1 "	End Type 1	
⚠ G33831-0004	4MP-ESDC	7250-04075	1/4	MP	1/4-18

⚠ **WARNING:** Cancer and Reproductive Harm - www.P65Warnings.ca.gov

Air Shut-Off Cock - Male Pipe - Bibb Nose with Key Handle



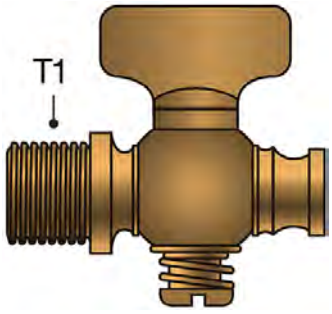

Part No.	Descr.	Prod. No.	End Type 1	
⚠ G33832-0202	2MP-ADCBN	7250-15965	MP	1/8-27
⚠ G33832-0404	4MP-ADCBN	7250-04085	MP	1/4-18
⚠ G33832-0808	8MP-ADCBN	7250-15985	MP	1/2-14

⚠ **WARNING:** Cancer and Reproductive Harm - www.P65Warnings.ca.gov

Air Tank Valve



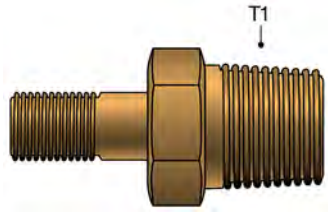

Part No.	Descr.	Prod. No.	End Type 1	
⚠ G33850-0202	2ATNKV	7250-15995	Air Tank Valve	1/8-27
⚠ G33850-0404	4ATNKV	7250-16005	Air Tank Valve	1/4-18

⚠ **WARNING:** Cancer and Reproductive Harm - www.P65Warnings.ca.gov

Needle Valve - Copper Tubing Ind. Compression to Copper Tubing Ind. Compression Run



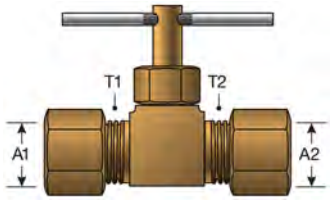

Part No.	Descr.	Prod. No.	A1 "	A2 "	End Type 1		End Type 2	
⚠ G33901-0303	3MFA-3MFANV	7250-04145	3/16	3/16	MFA	3/8 - 24	MFA	3/8 - 24
⚠ G33901-0505	5MFA-5MFANV	7250-04165	5/16	5/16	MFA	1/2-24	MFA	1/2-24
⚠ G33901-0606	6MFA-6MFANV	7250-04175	3/8	3/8	MFA	9/16-24	MFA	9/16-24

⚠ **WARNING:** Cancer and Reproductive Harm - www.P65Warnings.ca.gov

HOSE/CPLG. SELECTION
EQUIPMENT
HOSE SPECIFICATION
GLOBALSPIRAL COUPLINGS
STAINLESS STEEL SPIRAL COUPLINGS
MEGACRIMP COUPLINGS
STAINLESS STEEL BRAID COUPLINGS
POWER CRIMP COUPLINGS
FIELD ATTACHABLE - TYPE T COUPLINGS
FIELD ATTACHABLE - C5 COUPLINGS
FIELD ATTACHABLE - LOCK-ON COUPLINGS
C14 COUPLINGS & ASSEMBLIES
GLP & GL COUPLINGS
GLX COUPLINGS
PCTS THERMOPLASTIC COUPLINGS
POLARSEAL COUPLINGS (ACA, ACB, ACC)
POWER STEERING CPLGS. & TOC ASSEMBLIES
ADAPTERS
QUICK DISCONNECT COUPLERS
BALL VALVES
LIVE SWIVELS
ACCESSORIES
AIR BRAKE CPLGS. & ASSEMBLIES
KITS
BRASS

Needle Valve 90° - Copper Tubing Industrial Compression to Male Pipe



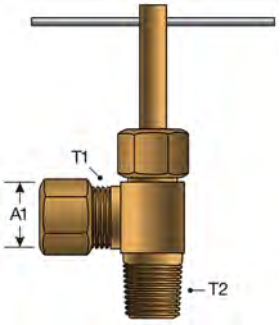

Part No.	Descr.	Prod. No.	A1 "	End Type 1		End Type 2	
⚠ G33905-0402	4MFA-2MP90NV	7250-04195	1/4	MFA	7/16-24	MP	1/8-27
⚠ G33905-0404	4MFA-4MP90NV	7250-16015	1/4	MFA	7/16-24	MP	1/4-18
⚠ G33905-0502	5MFA-2MP90NV	7250-04205	5/16	MFA	1/2-24	MP	1/8-27
⚠ G33905-0604	6MFA-4MP90NV	7250-04225	3/8	MFA	9/16-24	MP	1/4-18

⚠ **WARNING:** Cancer and Reproductive Harm - www.P65Warnings.ca.gov

Needle Valve - Copper Tubing Industrial Compression to Male Pipe



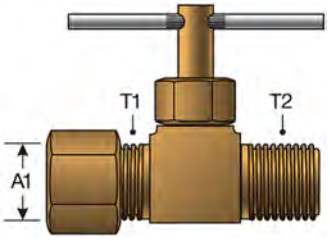

Part No.	Descr.	Prod. No.	A1 "	End Type 1		End Type 2	
⚠ G33910-0202	2MFA-2MPNV	7250-04235	1/8	MFA	5/16-24	MP	1/8-27
⚠ G33910-0402	4MFA-2MPNV	7250-04255	1/4	MFA	7/16-24	MP	1/8-27
⚠ G33910-0404	4MFA-4MPNV	7250-04265	1/4	MFA	7/16-24	MP	1/4-18
⚠ G33910-0502	5MFA-2MPNV	7250-04275	5/16	MFA	1/2-24	MP	1/8-27

⚠ **WARNING:** Cancer and Reproductive Harm - www.P65Warnings.ca.gov

Needle Valve - Male Pipe to Male Pipe



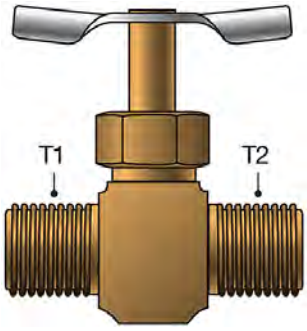

Part No.	Descr.	Prod. No.	End Type 1		End Type 2	
⚠ G33915-0202	2MP-2MPNV	7250-16035	MP	1/8-27	MP	1/8-27
⚠ G33915-0404	4MP-4MPNV	7250-16045	MP	1/4-18	MP	1/4-18

⚠ **WARNING:** Cancer and Reproductive Harm - www.P65Warnings.ca.gov

Needle Valve - Male Pipe to Female Pipe



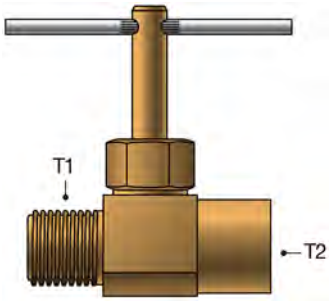

Part No.	Descr.	Prod. No.	End Type 1		End Type 2	
⚠ G33920-0202	2MP-2FPNV	7250-04305	MP	1/8-27	FP	1/8-27
⚠ G33920-0404	4MP-4FPNV	7250-04315	MP	1/4-18	FP	1/4-18

⚠ **WARNING:** Cancer and Reproductive Harm - www.P65Warnings.ca.gov

Needle Valve - Female Pipe to Female Pipe



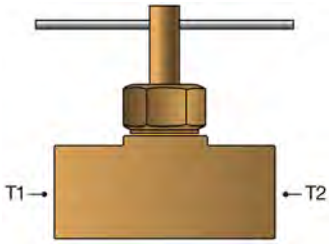

Part No.	Descr.	Prod. No.	End Type 1		End Type 2	
⚠ G33930-0202	2FP-2FPNV	7250-04325	FP	1/8-27	FP	1/8-27

⚠ **WARNING:** Cancer and Reproductive Harm - www.P65Warnings.ca.gov

Needle Valve - Male SAE 45° Flare to Male Pipe



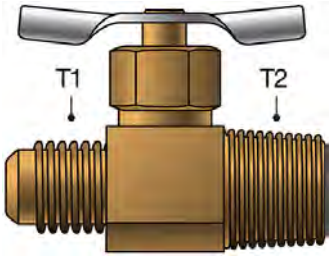

Part No.	Descr.	Prod. No.	End Type 1		End Type 2	
⚠ G33940-0402	4MS-2MPNV	7250-04345	MS	7/16-20	MP	1/8-27

⚠ **WARNING:** Cancer and Reproductive Harm - www.P65Warnings.ca.gov

Needle Valve 90° - Male SAE 45° Flare to Male Pipe



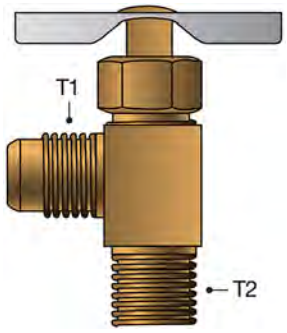

Part No.	Descr.	Prod. No.	End Type 1		End Type 2	
⚠ G33945-0402	4MS-2MP90NV	7250-04135	MS	7/16-20	MP	1/8-27
⚠ G33945-0604	6MS-4MP90NV	7250-04415	MS	5/8-18	MP	1/4-18

⚠ **WARNING:** Cancer and Reproductive Harm - www.P65Warnings.ca.gov

Needle Valve - Male SAE 45° Flare to Male SAE 45° Flare



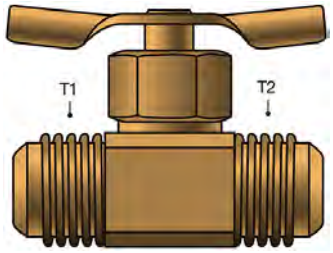

Part No.	Descr.	Prod. No.	End Type 1		End Type 2	
⚠ G33950-0404	4MS-4MSNV	7250-04425	MS	7/16-20	MS	7/16-20

⚠ **WARNING:** Cancer and Reproductive Harm - www.P65Warnings.ca.gov

HOSE/CPLG. SELECTION
EQUIPMENT
HOSE SPECIFICATION
GLOBALSPIRAL COUPLINGS
STAINLESS STEEL SPIRAL COUPLINGS
MEGACRIMP COUPLINGS
STAINLESS STEEL BRAID COUPLINGS
POWER CRIMP COUPLINGS
FIELD ATTACHABLE - TYPE T COUPLINGS
FIELD ATTACHABLE - C5 COUPLINGS
FIELD ATTACHABLE - LOCK-ON COUPLINGS
C14 COUPLINGS & ASSEMBLIES
GLP & GL COUPLINGS
GLX COUPLINGS
PCTS THERMOPLASTIC COUPLINGS
POLARSEAL COUPLINGS (ACA, ACB, ACC)
POWER STEERING CPLGS. & TOC ASSEMBLIES
ADAPTERS
QUICK DISCONNECT COUPLERS
BALL VALVES
LIVE SWIVELS
ACCESSORIES
AIR BRAKE CPLGS. & ASSEMBLIES
KITS
BRASS

Plastic Drain Cock - Chrysler Black Key Style





Part No.	Descr.	Prod. No.	
G49001-0000	DC-CBKS	7250-05725	Captive

Plastic Drain Cock - Metric Single Bead





Part No.	Descr.	Prod. No.	End Type 1	
G49010-0000	DC-12MSB	7250-05815	T1	M12x1.5

Plastic Drain Cock - Chrysler Wide Opening



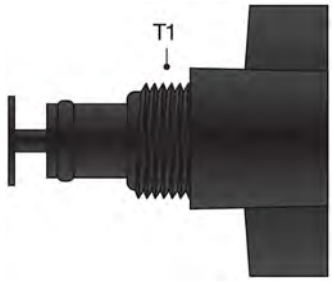

Part No.	Descr.	Prod. No.	End Type 1	
G49016-0000	DC-10CWO	7250-05875	T1	5/8-18

Plastic Drain Cock - GM Black Key Style





Part No.	Descr.	Prod. No.	
G49017-0000	DC-GMBKS	7250-05885	Captive

Drain Cock - Male Pipe Internal Seat



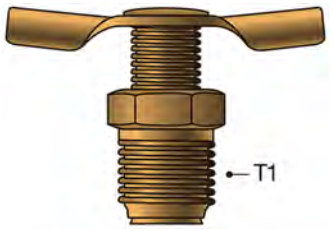

Part No.	Descr.	Prod. No.	End Type 1	
⚠ G49129-0004	DC-4MP	7250-05905	MP	1/4-18
⚠ G49130-0002	DC-2MP-IS	7250-04045	MP	1/8-27
⚠ G49130-0004	DC-4MP-IS	7250-05915	MP	1/4-18
⚠ G49130-0006	DC-6MP-IS	7250-04065	MP	3/8-18

⚠ **WARNING:** Cancer and Reproductive Harm - www.P65Warnings.ca.gov

Drain Cock - Male Pipe to Tube - Internal Seat - Long Tube



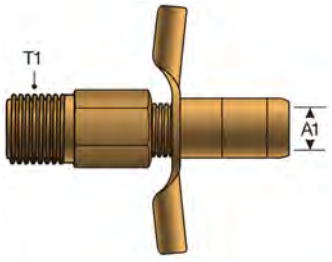

Part No.	Descr.	Prod. No.	A1 "	End Type 1	
⚠ G49135-0002	DC-2MP-ISLT	7250-05935	1/8	MP	1/8-27

⚠ **WARNING:** Cancer and Reproductive Harm - www.P65Warnings.ca.gov

Drain Cock - Male Pipe Internal Seat - Bibb Nose



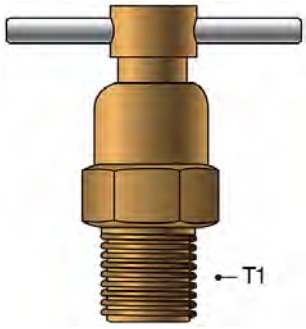

Part No.	Descr.	Prod. No.	End Type 1	
⚠ G49136-0002	DC-2MP-ISBN	7250-05945	MP	1/8-27
⚠ G49136-0004	DC-4MP-ISBN	7250-05955	MP	1/4-18
⚠ G49136-0006	DC-6MP-ISBN	7250-05965	MP	3/8-18

⚠ **WARNING:** Cancer and Reproductive Harm - www.P65Warnings.ca.gov

Drain Cock 90° - Angle Bibb Nose



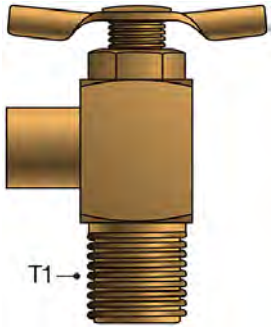

Part No.	Descr.	Prod. No.	End Type 1	
⚠ G49137-0004	DC-4BN90	7250-05985	Bibb Nose	1/4-18

⚠ **WARNING:** Cancer and Reproductive Harm - www.P65Warnings.ca.gov

Drain Cock 90° - Single Bead to Male Pipe



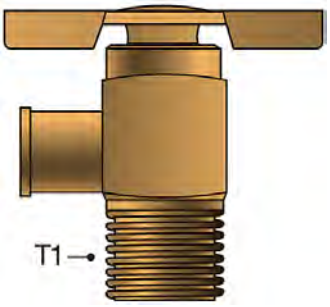

Part No.	Descr.	Prod. No.	End Type 1	
⚠ G49138-0604	DC-6SB-4MP90	7250-05995	MP	1/4-18

⚠ **WARNING:** Cancer and Reproductive Harm - www.P65Warnings.ca.gov

Drain Cock - Male Pipe External Seat



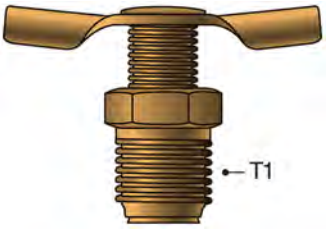

Part No.	Descr.	Prod. No.	End Type 1	
⚠ G49140-0002	DC-2MP-ES	7250-06005	MP	1/8-27
⚠ G49140-0004	DC-4MP-ES	7250-06015	MP	1/4-18
⚠ G49140-0006	DC-6MP-ES	7250-06025	MP	3/8-18
⚠ G49140-0008	DC-8MP-ES	7250-06035	MP	1/2-14

⚠ **WARNING:** Cancer and Reproductive Harm - www.P65Warnings.ca.gov

Gasoline Shut-Off with Screen Filter



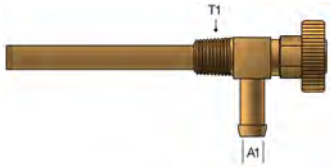

Part No.	Descr.	Prod. No.	A1 "	End Type 1	
⚠ G49255-0402	4SB-2MP-GSO	7250-06105	1/4	MP	1/8-27

⚠ **WARNING:** Cancer and Reproductive Harm - www.P65Warnings.ca.gov

HOSE/CPLG. SELECTION
EQUIPMENT
HOSE SPECIFICATION
GLOBALSPIRAL COUPLINGS
STAINLESS STEEL SPIRAL COUPLINGS
MEGACRIMP COUPLINGS
STAINLESS STEEL BRAID COUPLINGS
POWER CRIMP COUPLINGS
FIELD ATTACHABLE - TYPE T COUPLINGS
FIELD ATTACHABLE - C5 COUPLINGS
FIELD ATTACHABLE - LOCK-ON COUPLINGS
C14 COUPLINGS & ASSEMBLIES
GLP & GL COUPLINGS
GLX COUPLINGS
PCTS THERMOPLASTIC COUPLINGS
POLARSEAL COUPLINGS (ACA, ACB, ACC)
POWER STEERING CPLGS. & TOC ASSEMBLIES
ADAPTERS
QUICK DISCONNECT COUPLERS
BALL VALVES
LIVE SWIVELS
ACCESSORIES
AIR BRAKE CPLGS. & ASSEMBLIES
KITS
BRASS

SINGLE BEAD

Recommended For: Low pressure fuel, oil, compressed air and water lines used in small engines, vacuum advance and evaporative emission control systems.

Used With: Low pressure hose such as multi-purpose or general purpose hose.

Features and Benefits: Single bead fittings are quick connecting, field attachable and reusable. An economical choice for general purpose fluid applications. Single bead is sometimes referred to as beaded nipple.

Conformance: Contact Gates to verify compliance to desired specifications and suitability for particular applications.

Working Pressure: 60 psi (4 bar)

Temperature Range: -40°F to +250°F (-40°C to +121°C)

Material: 360 Brass

Assembly Instructions:

1. Cut hose as straight as possible.
2. Slide clamp on hose then lubricate hose or fitting.
3. Push hose on fitting until hose bottoms against hex or stop ring.
4. Position hose clamp between fitting bead on stem and end of hose and tighten.
5. Hose clamps required.

Male Pipe with Cone Seat



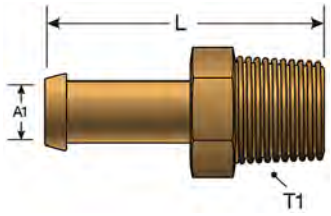

Part No.	Descr.	Prod. No.	A1		End Type 1		L	
			"	mm			"	mm
⚠ G37100-0302	3SB-2RMP	7250-05035	3/16	4.7	MP	1/8-27	1.26	32.0
⚠ G37100-0402	4SB-2RMP	7250-05045	1/4	6.4	MP	1/8-27	1.32	33.5
⚠ G37100-0404	4SB-4RMP	7250-05055	1/4	6.4	MP	1/4-18	1.63	41.4
⚠ G37100-0502	5SB-2RMP	7250-05065	5/16	7.9	MP	1/8-27	1.55	39.4
⚠ G37100-0504	5SB-4RMP	7250-05075	5/16	7.9	MP	1/4-18	1.55	39.4
⚠ G37100-0602	6SB-2RMP	7250-05085	3/8	9.5	MP	1/8-27	1.55	39.4
⚠ G37100-0604	6SB-4RMP	7250-05095	3/8	9.5	MP	1/4-18	1.63	41.4
⚠ G37100-0606	6SB-6RMP	7250-05105	3/8	9.5	MP	3/8-18	1.72	43.7
⚠ G37100-0806	8SB-6RMP	7250-05115	1/2	12.7	MP	3/8-18	1.72	43.7
⚠ G37100-0808	8SB-8RMP	7250-05125	1/2	12.7	MP	1/2-14	1.79	45.5
⚠ G37100-1006	10SB-6RMP	7250-05135	5/8	15.9	MP	3/8-18	1.78	45.2
⚠ G37100-1008	10SB-8RMP	7250-05145	5/8	15.9	MP	1/2-14	1.78	45.2
⚠ G37100-1012	10SB-12RMP	7250-16645	5/8	15.9	MP	3/4-14	1.92	48.8
⚠ G37100-1208	12SB-8RMP	7250-05155	3/4	19.1	MP	1/2-14	1.78	45.2
⚠ G37100-1212	12SB-12RMP	7250-16655	3/4	19.1	MP	3/4-14	1.92	48.8

⚠ **WARNING:** Cancer and Reproductive Harm - www.P65Warnings.ca.gov

Male Straight Thread Connector



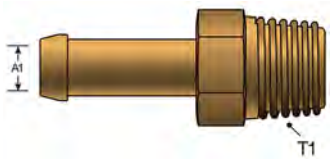

Part No.	Descr.	Prod. No.	A1		End Type 1	
			"	mm		
⚠ G37103-0609	6SB-9MSC	7250-05165	3/8	9.5	MSC	9/16-24
⚠ G37103-0610	6SB-10MSC	7250-05175	3/8	9.5	MSC	5/8-20
⚠ G37103-0614	6SB-14MSC	7250-05185	3/8	9.5	MSC	7/8-20

⚠ **WARNING:** Cancer and Reproductive Harm - www.P65Warnings.ca.gov

Male Pipe 90° Block Cone Seat



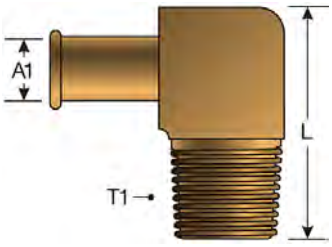

Part No.	Descr.	Prod. No.	A1		End Type 1		L	
			"	mm			"	mm
⚠ G37106-0402	4SB-2RMP90	7250-05195	1/4	6.4	MP	1/8-27	1	25.4
⚠ G37106-0502	5SB-2RMP90	7250-05205	5/16	7.9	MP	1/8-27	1.01	25.7
⚠ G37106-0504	5SB-4RMP90	7250-05215	5/16	7.9	MP	1/4-18	1.01	25.7
⚠ G37106-0602	6SB-2RMP90	7250-05225	3/8	9.5	MP	1/8-27	1.01	25.7
⚠ G37106-0604	6SB-4RMP90	7250-05235	3/8	9.5	MP	1/4-18	1.04	26.4
⚠ G37106-0606	6SB-6RMP90	7250-05245	3/8	9.5	MP	3/8-14	1.08	27.4
⚠ G37106-0806	8SB-6RMP90	7250-16665	1/2	12.7	MP	3/8-14	1.08	27.4
⚠ G37106-0808	8SB-8RMP90	7250-16675	1/2	12.7	MP	1/2-14	1.16	29.5
⚠ G37106-1006	10SB-6RMP90	7250-05255	5/8	15.9	MP	3/8-18	1.13	28.7
⚠ G37106-1008	10SB-8RMP90	7250-16685	5/8	15.9	MP	1/2-14	1.21	30.7
⚠ G37106-1208	12SB-8RMP90	7250-16695	3/4	19.1	MP	1/2-14	1.28	32.5

⚠ **WARNING:** Cancer and Reproductive Harm - www.P65Warnings.ca.gov

Male SAE 45° Flare Connector



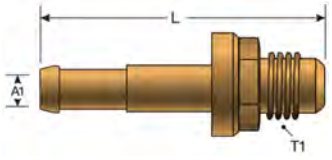

Part No.	Descr.	Prod. No.	A1		End Type 1		L	
			"	mm			"	mm
⚠ G37195-0605	6SB-5RMS	7250-05265	3/8	9.5	MIX	1/2-20	2	50.8
⚠ G37195-0606	6SB-6RMS	7250-16705	3/8	9.5	MIX	5/8-18	2	50.8

⚠ **WARNING:** Cancer and Reproductive Harm - www.P65Warnings.ca.gov

Male SAE Inverted Flare Swivel



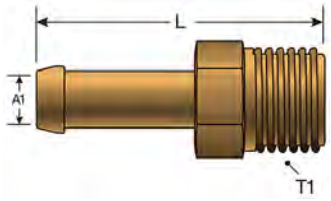

Part No.	Descr.	Prod. No.	A1		End Type 1		L	
			"	mm			"	mm
⚠ G37500-0404	4SB-4RMIX	7250-16715	1/4	6.4	MIX	7/16-24	1.72	43.7
⚠ G37500-0405	4SB-5RMIX	7250-16725	1/4	6.4	MIX	1/2-20	1.78	45.2
⚠ G37500-0504	5SB-4RMIX	7250-05275	5/16	7.9	MIX	7/16-24	1.58	40.1
⚠ G37500-0505	5SB-5RMIX	7250-05285	5/16	7.9	MIX	1/2-20	1.58	40.1
⚠ G37500-0506	5SB-6RMIX	7250-05295	5/16	7.9	MIX	5/8-18	1.63	41.4
⚠ G37500-0605	6SB-5RMIX	7250-05305	3/8	9.5	MIX	1/2-20	1.73	44.0
⚠ G37500-0606	6SB-6RMIX	7250-05315	3/8	9.5	MIX	5/8-18	2	50.8

⚠ **WARNING:** Cancer and Reproductive Harm - www.P65Warnings.ca.gov

Male SAE Inverted Flare Swivel - Tee



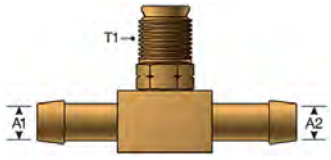

Part No.	Descr.	Prod. No.	A1		End Type 1		L	
			"	mm			"	mm
⚠ G37503-0605	6SB-6SB-5RMIX	7250-05325	3/8	9.5	MIX	1/2-20	1.25	31.8

⚠ **WARNING:** Cancer and Reproductive Harm - www.P65Warnings.ca.gov

HOSE/CPLG. SELECTION
EQUIPMENT
HOSE SPECIFICATION
GLOBALSPIRAL COUPLINGS
STAINLESS STEEL SPIRAL COUPLINGS
MEGACRIMP COUPLINGS
STAINLESS STEEL BRAID COUPLINGS
POWER CRIMP COUPLINGS
FIELD ATTACHABLE - TYPE T COUPLINGS
FIELD ATTACHABLE - C5 COUPLINGS
FIELD ATTACHABLE - LOCK-ON COUPLINGS
C14 COUPLINGS & ASSEMBLIES
GLP & GL COUPLINGS
GLX COUPLINGS
PCTS THERMOPLASTIC COUPLINGS
POLARSEAL COUPLINGS (ACA, ACB, ACC)
POWER STEERING CPLGS. & TOC ASSEMBLIES
ADAPTERS
QUICK DISCONNECT COUPLERS
BALL VALVES
LIVE SWIVELS
ACCESSORIES
AIR BRAKE CPLGS. & ASSEMBLIES
KITS
BRASS

SAE Male Inverted Swivel - 90° Bent Tube



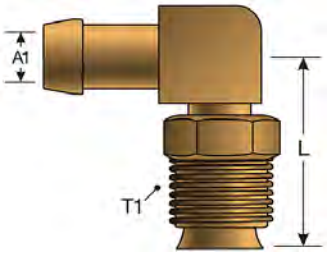

Part No.	Descr.	Prod. No.	A1		End Type 1		L	
			"	mm			"	mm
⚠ G37504-0404	4SB-4RMIX90	7250-05345	1/4	6.4	MIX	7/16-24	1.01	25.7
⚠ G37504-0405	4SB-5RMIX90	7250-05355	1/4	6.4	MIX	1/2-20	1.01	25.7
⚠ G37504-0505	5SB-5RMIX90	7250-05335	—	—	MIX	1/2-20	1.21	30.7
⚠ G37504-0605	6SB-5RMIX90	7250-05375	3/8	9.5	MIX	1/2-20	1.21	30.7
⚠ G37504-0606	6SB-6RMIX90	7250-05385	3/8	9.5	MIX	5/8-18	1.4	35.6

⚠ **WARNING:** Cancer and Reproductive Harm - www.P65Warnings.ca.gov

Female SAE Inverted Flare



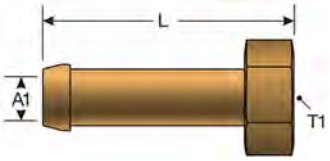

Part No.	Descr.	Prod. No.	A1		End Type 1		L	
			"	mm			"	mm
⚠ G37508-0505	5SB-5RFI	7250-16735	5/16	7.9	FI	1/2-20	2.03	51.6
⚠ G37508-0605	6SB-5RFI	7250-16745	3/8	9.5	FI	1/2-20	2.09	53.1
⚠ G37508-0606	6SB-6RFI	7250-16755	3/8	9.5	FI	5/8-18	2.16	54.9

⚠ **WARNING:** Cancer and Reproductive Harm - www.P65Warnings.ca.gov

Recommended For: Low pressure fuel, oil, compressed air, water and cooling lines. Typically used in heavy-duty truck, construction, industrial and mobile applications.

Used With: Low pressure multi-purpose or general purpose rubber hose and thermoplastic tubing.

Features and Benefits: Field attachable and reusable. An economical choice for general purpose fluid and pneumatic applications. The one-piece fitting is compact and great for use in tight spaces.

Conformance: Contact Gates to verify compliance to desired specifications and suitability for particular applications.

Working Pressure: 150 psi (10 bar)

Temperature Range: -40°F to +160°F (-40°C to +71°C)

Material: 360 Brass

Assembly Instructions:

1. Cut hose as straight as is possible.
2. Slide clamp on hose, then lubricate hose.
3. Push hose on fitting until hose bottoms against hex or stop ring.
4. Position hose clamp between fitting end and end of hose. Tighten the clamp.
5. Hose clamps are recommended when using a barbed stem.

HOSE/CPLG. SELECTION
EQUIPMENT
HOSE SPECIFICATION
GLOBALSPIRAL COUPLINGS
STAINLESS STEEL SPIRAL COUPLINGS
MEGACRIMP COUPLINGS
STAINLESS STEEL BRAID COUPLINGS
POWER CRIMP COUPLINGS
FIELD ATTACHABLE - TYPE T COUPLINGS
FIELD ATTACHABLE - C5 COUPLINGS
FIELD ATTACHABLE - LOCK-ON COUPLINGS
C14 COUPLINGS & ASSEMBLIES
GLP & GL COUPLINGS
GLX COUPLINGS
PCTS THERMOPLASTIC COUPLINGS
POLARSEAL COUPLINGS (ACA, ACB, ACC)
POWER STEERING CPLGS. & TOC ASSEMBLIES
ADAPTERS
QUICK DISCONNECT COUPLERS
BALL VALVES
LIVE SWIVELS
ACCESSORIES
AIR BRAKE CPLGS. & ASSEMBLIES
KITS
BRASS

Male Pipe NPTF with Cone Seat



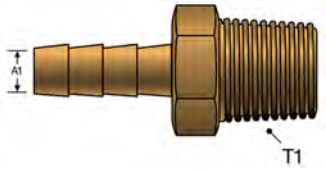

Part No.	Descr.	Prod. No.	A1		
			"	mm	
⚠ G38100-0202	2BS-2MP	7250-05395	1/8	3.2	1/8-27
⚠ G38100-0302	3BS-2MP	7250-05405	3/16	4.7	1/8-27
⚠ G38100-0304	3BS-4MP	7250-05415	3/16	4.7	1/4-18
⚠ G38100-0402	4BS-2MP	7250-05425	1/4	6.4	1/8-27
⚠ G38100-0404	4BS-4MP	7250-05435	1/4	6.4	1/4-18
⚠ G38100-0406	4BS-6MP	7250-05445	1/4	6.4	3/8-18
⚠ G38100-0502	5BS-2MP	7250-05455	5/16	7.9	1/8-27
⚠ G38100-0504	5BS-4MP	7250-05465	5/16	7.9	1/4-18
⚠ G38100-0602	6BS-2MP	7250-05475	3/8	9.5	1/8-27
⚠ G38100-0604	6BS-4MP	7250-05485	3/8	9.5	1/4-18
⚠ G38100-0606	6BS-6MP	7250-05495	3/8	9.5	3/8-18
⚠ G38100-0608	6BS-8MP	7250-05505	3/8	9.5	1/2-14
⚠ G38100-0804	8BS-4MP	7250-05515	1/2	12.7	1/4-18
⚠ G38100-0806	8BS-6MP	7250-05525	1/2	12.7	3/8-18
⚠ G38100-0808	8BS-8MP	7250-05535	1/2	12.7	1/2-14
⚠ G38100-0812	8BS-12MP	7250-05545	1/2	12.7	3/4-14
⚠ G38100-1006	10BS-6MP	7250-05555	5/8	15.9	3/8-18
⚠ G38100-1008	10BS-8MP	7250-05565	5/8	15.9	1/2-14
⚠ G38100-1012	10BS-12MP	7250-05575	5/8	15.9	3/4-14
⚠ G38100-1208	12BS-8MP	7250-05585	3/4	19.1	1/2-14
⚠ G38100-1212	12BS-12MP	7250-05595	3/4	19.1	3/4-14

⚠ **WARNING:** Cancer and Reproductive Harm - www.P65Warnings.ca.gov

Female Pipe NPTF





Part No.	Descr.	Prod. No.	A1		
			"	mm	
⚠ G38110-0202	2BS-2FP	7250-05605	1/8	3.2	1/8-27
⚠ G38110-0302	3BS-2FP	7250-05615	3/16	4.7	1/8-27
⚠ G38110-0402	4BS-2FP	7250-05625	1/4	6.4	1/8-27
⚠ G38110-0404	4BS-4FP	7250-05635	1/4	6.4	1/4-18

⚠ **WARNING:** Cancer and Reproductive Harm - www.P65Warnings.ca.gov

Parts Continued On Next Page

Female Pipe NPTF - Continued

Part No.	Descr.	Prod. No.	A1		
			"	mm	
⚠ G38110-0502	5BS-2FP	7250-05645	5/16	7.9	1/8-27
⚠ G38110-0504	5BS-4FP	7250-05655	5/16	7.9	1/4-18
⚠ G38110-0602	6BS-2FP	7250-05665	3/8	9.5	1/8-27
⚠ G38110-0604	6BS-4FP	7250-05675	3/8	9.5	1/4-18
⚠ G38110-0606	6BS-6FP	7250-05685	3/8	9.5	3/8-18
⚠ G38110-0804	8BS-4FP	7250-05695	1/2	12.7	1/4-18
⚠ G38110-0806	8BS-6FP	7250-05705	1/2	12.7	3/8-18
⚠ G38110-0808	8BS-8FP	7250-05715	1/2	12.7	1/2-14

⚠ **WARNING:** Cancer and Reproductive Harm - www.P65Warnings.ca.gov

ADAPTERS INVERTED FLARE

Recommended For: Hydraulic brake, fuel and oil lines, refrigerant in engine, air conditioning, marine and mobile applications. Products for use in LP and natural gas applications require special order.

Used With: Aluminum, brass, copper and steel tubing that can be flared.

Features and Benefits: An economical and reusable solution that can be field installed. Threads and seats can be assembled and disassembled for long service life. Tighter tube bends can be achieved using a short nut (brass or steel), whereas a long nut is recommended in applications where excessive, high vibration exists.

Conformance: Meets functional requirements of SAE J512 and specifications/standards of ASA, ASME, SAE and MS (Military Standards). Underwriters Laboratories listed (available special order only) for fuel equipment and gas.

Working Pressure: Dependent upon the tubing size (See below chart).

Tube O.D. (in)	1/8	3/16	1/4	5/16	3/8	7/16	1/2	5/8	3/4	7/8	1
Thread Size	5/16-28	3/8-24	7/16-24	1/2-20	5/8-18	11/16-18	3/4-18	7/8-18	1-1/16-16	1-3/16-16	1-5/16-16
PSI*	2800	1900	1400	1200	1000	875	750	650	550	450	350

*Lists typical PSI values at 73°F (23°C)

Burst Pressure: 5,000 psi with bundy weld tubing (double-flared) and 3,500 psi with copper tubing, depending on size.

Temperature Range: -65°F to +250°F (-53°C to +121°C)

Material: 360 Brass

Assembly Instructions:

1. Measure and cut the tubing as straight as is possible to desired length.
2. Slide nut over the tubing, with threaded end of nut must face out, toward the tubing end to be flared.
3. Flare end of tube with a 45° flaring tool.
   a) Measure the flare diameter and inspect for excessive thin out of the flare.
   b) On thin wall, welded or brazed tubing, use double flare to prevent pinch-off and cracked flares.
4. Lubricate threads and assemble to connector body. Nut should be turned hand tight.
5. Tighten assembly with a wrench until a solid feeling and resistance is felt. Apply a one-sixth turn.

Caution: Do not over torque or you may damage the connectors or split the tubing at the flare.

Male Pipe to Female Pipe to Female Inverted Split Run Tee



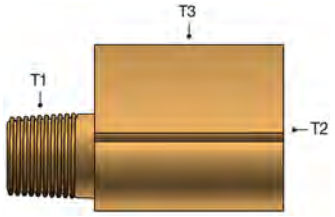

Part No.	Descr.	Prod. No.	End Type 1		End Type 2		End Type 3	
⚠ G49375-0204	2MP-2FP-3FI	7250-06435	MP	1/8-27	FP	1/8-27	FI	3/8 - 24

⚠ **WARNING:** Cancer and Reproductive Harm - www.P65Warnings.ca.gov

Male Inverted Tube Nut - Stainless Steel



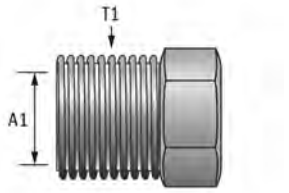

Part No.	Descr.	Prod. No.	A1 "	End Type 1	
G60596-0202	2T-2MIXN-S	7250-10425	1/8	MIX	5/16-28
G60596-0303	3T-3MIXN-S	7250-10435	3/16	MIX	3/8 - 24
G60596-0404	4T-4MIXN-S	7250-10445	1/4	MIX	7/16-24
G60596-0505	5T-5MIXN-S	7250-10455	5/16	MIX	1/2-20
G60596-0606	6T-6MIXN-S	7250-10465	3/8	MIX	5/8-18
G60596-0707	7T-7MIXN-S	7250-10485	7/16	MIX	11/16-18
G60596-0808	8T-8MIXN-S	7250-10495	1/2	MIX	3/4-18
G60596-1010	10T-10MIXN-S	7250-10505	5/8	MIX	7/8-18
G60596-1212	12T-12MIXN-S	7250-10515	3/4	MIX	1 1/16-16
G60596-1414	14T-14MIXN-S	7250-10525	7/8	MIX	13/16-16
G60596-1616	16T-16MIXN-S	7250-10535	1	MIX	1 5/16-16

HOSE/CPLG. SELECTION
EQUIPMENT
HOSE SPECIFICATION
GLOBALSPIRAL COUPLINGS
STAINLESS STEEL SPIRAL COUPLINGS
MEGACRIMP COUPLINGS
STAINLESS STEEL BRAID COUPLINGS
POWER CRIMP COUPLINGS
FIELD ATTACHABLE - TYPE T COUPLINGS
FIELD ATTACHABLE - C5 COUPLINGS
FIELD ATTACHABLE - LOCK-ON COUPLINGS
C14 COUPLINGS & ASSEMBLIES
GLP & GL COUPLINGS
GLX COUPLINGS
PCTS THERMOPLASTIC COUPLINGS
POLARSEAL COUPLINGS (ACA, ACB, ACC)
POWER STEERING CPLGS. & TOC ASSEMBLIES
ADAPTERS
QUICK DISCONNECT COUPLERS
BALL VALVES
LIVE SWIVELS
ACCESSORIES
AIR BRAKE CPLGS. & ASSEMBLIES
KITS
BRASS

Male Inverted Tube Nut - Steel - Long



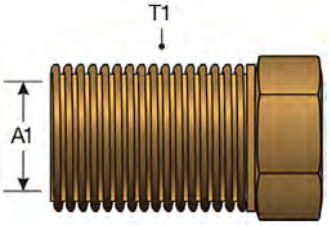

Part No.	Descr.	Prod. No.	A1 "	End Type 1	
⚠ G60597-0303	3T-3MIXN-SL	7250-10545	3/16	MIX	3/8 - 24
⚠ G60597-0404	4T-4MIXN-SL	7250-10555	1/4	MIX	7/16-24

⚠ **WARNING:** Cancer and Reproductive Harm - www.P65Warnings.ca.gov

Male Inverted Tube Nut - Brass



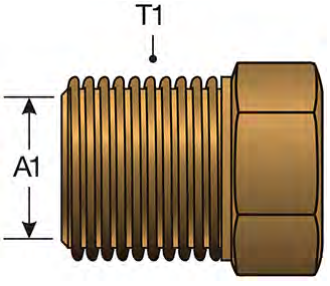

Part No.	Descr.	Prod. No.	A1 "	End Type 1	
⚠ G60599-0303	3T-3MIXN-B	7250-10565	3/16	MIX	3/8 - 24
⚠ G60599-0404	4T-4MIXN-B	7250-10575	1/4	MIX	7/16-24
⚠ G60599-0505	5T-5MIXN-B	7250-10585	5/16	MIX	1/2-20
⚠ G60599-0606	6T-6MIXN-B	7250-10595	3/8	MIX	5/8-18
⚠ G60599-0808	8T-8MIXN-B	7250-10605	1/2	MIX	3/4-18

⚠ **WARNING:** Cancer and Reproductive Harm - www.P65Warnings.ca.gov

Female Inverted Flare to Male Pipe



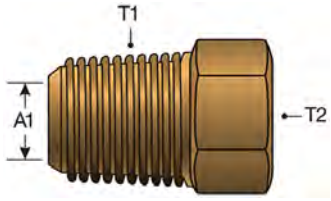

Part No.	Descr.	Prod. No.	A1 "	End Type 1		End Type 2	
⚠ G60625-0202	2MP-2FI	7250-11375	1/8	MP	1/8-27	FI	5/16-28
⚠ G60625-0203	2MP-3FI	7250-11385	3/16	MP	1/8-27	FI	3/8 - 24
⚠ G60625-0204	2MP-4FI	7250-11395	1/4	MP	1/8-27	FI	7/16-24
⚠ G60625-0205	2MP-5FI	7250-11405	5/16	MP	1/8-27	FI	1/2-20
⚠ G60625-0206	2MP-6FI	7250-11415	3/8	MP	1/8-27	FI	5/8-18
⚠ G60625-0404	4MP-4FI	7250-11425	1/4	MP	1/4-18	FI	7/16-24
⚠ G60625-0405	4MP-5FI	7250-11435	5/16	MP	1/4-18	FI	1/2-20
⚠ G60625-0406	4MP-6FI	7250-11445	3/8	MP	1/4-18	FI	5/8-18
⚠ G60625-0408	4MP-8FI	7250-11485	1/2	MP	1/4-18	FI	3/4-18
⚠ G60625-0606	6MP-6FI	7250-11455	3/8	MP	3/8-18	FI	5/8-18
⚠ G60625-0607	6MP-7FI	7250-11465	7/16	MP	1/4-18	FI	11/16-18
⚠ G60625-0608	6MP-8FI	7250-11475	1/2	MP	3/8-18	FI	3/4-18
⚠ G60625-0808	8MP-8FI	7250-11495	1/2	MP	1/2-14	FI	3/4-18
⚠ G60625-0810	8MP-10FI	7250-11505	5/8	MP	1/2-14	FI	7/8-18
⚠ G60625-0812	8MP-12FI	7250-11515	3/4	MP	1/2-14	FI	1 1/16-16
⚠ G60625-1212	12MP-12FI	7250-11525	3/4	MP	3/4-14	FI	1 1/16-16
⚠ G60625-1214	12MP-14FI	7250-11535	7/8	MP	3/4-14	FI	13/16-16

⚠ **WARNING:** Cancer and Reproductive Harm - www.P65Warnings.ca.gov

Female Inverted Flare to Male Pipe - 45°



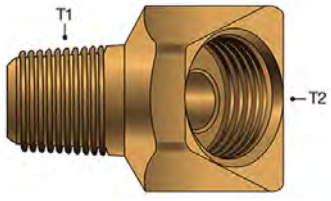

Part No.	Descr.	Prod. No.	End Type 1		End Type 2	
⚠ G60626-0202	2MP-2FI45	7250-11555	MP	1/8-27	FI	5/16-28
⚠ G60626-0203	2MP-3FI45	7250-11565	MP	1/8-27	FI	3/8 - 24
⚠ G60626-0205	2MP-5FI45	7250-11585	MP	1/8-27	FI	1/2-20
⚠ G60626-0206	2MP-6FI45	7250-11595	MP	1/8-27	FI	5/8-18

⚠ **WARNING:** Cancer and Reproductive Harm - www.P65Warnings.ca.gov

Parts Continued On Next Page

Female Inverted Flare to Male Pipe - 45° - Continued

Part No.	Descr.	Prod. No.	End Type 1		End Type 2	
⚠ G60626-0405	4MP-5FI45	7250-11605	MP	1/4-18	FI	1/2-20
⚠ G60626-0608	6MP-8FI45	7250-11625	MP	3/8-18	FI	3/4-18
⚠ G60626-0810	8MP-10FI45	7250-11635	MP	1/2-14	FI	7/8-18

⚠ **WARNING:** Cancer and Reproductive Harm - www.P65Warnings.ca.gov

Female Inverted Flare to Male Pipe - 90°





Part No.	Descr.	Prod. No.	End Type 1		End Type 2	
⚠ G60627-0202	2MP-2FI90	7250-11645	MP	1/8-27	FI	5/16-28
⚠ G60627-0203	2MP-3FI90	7250-11655	MP	1/8-27	FI	3/8 - 24
⚠ G60627-0204	2MP-4FI90	7250-11665	MP	1/8-27	FI	7/16-24
⚠ G60627-0205	2MP-5FI90	7250-11685	MP	1/8-27	FI	1/2-20
⚠ G60627-0206	2MP-6FI90	7250-11695	MP	1/8-27	FI	5/8-18
⚠ G60627-0404	4MP-4FI90	7250-11705	MP	1/4-18	FI	7/16-24
⚠ G60627-0405	4MP-5FI90	7250-11715	MP	1/4-18	FI	1/2-20
⚠ G60627-0406	4MP-6FI90	7250-11725	MP	1/4-18	FI	5/8-18
⚠ G60627-0408	4MP-8FI90	7250-11745	MP	1/4-18	FI	3/4-18
⚠ G60627-0605	6MP-5FI90	7250-11755	MP	3/8-18	FI	1/2-20
⚠ G60627-0606	6MP-6FI90	7250-11765	MP	3/8-18	FI	5/8-18
⚠ G60627-0608	6MP-8FI90	7250-11775	MP	3/8-18	FI	3/4-18
⚠ G60627-0610	6MP-10FI90	7250-11785	MP	3/8-18	FI	7/8-18
⚠ G60627-0808	8MP-8FI90	7250-11795	MP	1/2-14	FI	3/4-18
⚠ G60627-0810	8MP-10FI90	7250-11805	MP	1/2-14	FI	7/8-18
⚠ G60627-0812	8MP-12FI90	7250-11815	MP	1/2-14	FI	1 1/16-16
⚠ G60627-1212	12MP-12FI90	7250-11825	MP	3/4-14	FI	1 1/16-16
⚠ G60627-1214	12MP-14FI90	7250-11835	MP	3/4-14	FI	13/16-16
⚠ G60627-1616	16MP-16FI90	7250-11845	MP	1-11 1/2	FI	1 5/16-16

⚠ **WARNING:** Cancer and Reproductive Harm - www.P65Warnings.ca.gov

Female Inverted Branch Tee to Male Pipe



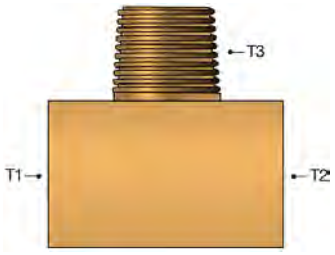

Part No.	Descr.	Prod. No.	End Type 1		End Type 2		End Type 3	
⚠ G60628-0302	3FI-3FI-2MP	7250-11855	FI	3/8 - 24	FI	3/8 - 24	MP	1/8-27
⚠ G60628-0402	4FI-4FI-2MP	7250-11865	FI	7/16-24	FI	7/16-24	MP	1/8-27
⚠ G60628-0504	5FI-5FI-4MP	7250-11875	FI	1/2-20	FI	1/2-20	MP	1/4-18
⚠ G60628-0604	6FI-6FI-4MP	7250-11885	FI	5/8-18	FI	5/8-18	MP	1/4-18

⚠ **WARNING:** Cancer and Reproductive Harm - www.P65Warnings.ca.gov

Female Inverted Run Tee to Male Pipe



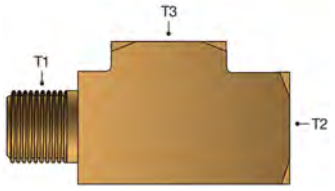

Part No.	Descr.	Prod. No.	End Type 1		End Type 2		End Type 3	
⚠ G60629-0203	2MP-3FI-3FI	7250-11905	MP	1/8-27	FI	3/8 - 24	FI	3/8 - 24
⚠ G60629-0204	2MP-4FI-4FI	7250-11915	MP	1/8-27	FI	7/16-24	FI	7/16-24
⚠ G60629-0205	2MP-5FI-5FI	7250-11925	MP	1/8-27	FI	1/2-20	FI	1/2-20
⚠ G60629-0406	4MP-6FI-6FI	7250-11935	MP	1/4-18	FI	5/8-18	FI	5/8-18

⚠ **WARNING:** Cancer and Reproductive Harm - www.P65Warnings.ca.gov

HOSE/CPLG. SELECTION
EQUIPMENT
HOSE SPECIFICATION
GLOBALSPIRAL COUPLINGS
STAINLESS STEEL SPIRAL COUPLINGS
MEGACRIMP COUPLINGS
STAINLESS STEEL BRAID COUPLINGS
POWER CRIMP COUPLINGS
FIELD ATTACHABLE - TYPE T COUPLINGS
FIELD ATTACHABLE - C5 COUPLINGS
FIELD ATTACHABLE - LOCK-ON COUPLINGS
C14 COUPLINGS & ASSEMBLIES
GLP & GL COUPLINGS
GLX COUPLINGS
PCTS THERMOPLASTIC COUPLINGS
POLARSEAL COUPLINGS (ACA, ACB, ACC)
POWER STEERING CPLGS. & TOC ASSEMBLIES
ADAPTERS
QUICK DISCONNECT COUPLERS
BALL VALVES
LIVE SWIVELS
ACCESSORIES
AIR BRAKE CPLGS. & ASSEMBLIES
KITS
BRASS

Female Inverted to Female Pipe





Part No.	Descr.	Prod. No.	End Type 1		End Type 2	
⚠ G60630-0202	2FP-2FI	7250-11955	FP	1/8-27	FI	5/16-28
⚠ G60630-0203	2FP-3FI	7250-11965	FP	1/8-27	FI	3/8 - 24
⚠ G60630-0204	2FP-4FI	7250-11975	FP	1/8-27	FI	7/16-24
⚠ G60630-0205	2FP-5FI	7250-11985	FP	1/8-27	FI	1/2-20
⚠ G60630-0404	4FP-4FI	7250-17095	FP	1/4-18	FI	7/16-24
⚠ G60630-0406	4FP-6FI	7250-11995	FP	1/4-18	FI	5/8-18
⚠ G60630-0608	6FP-8FI	7250-12015	FP	3/8-18	FI	3/4-18

⚠ **WARNING:** Cancer and Reproductive Harm - www.P65Warnings.ca.gov

Male Inverted Flare Plug



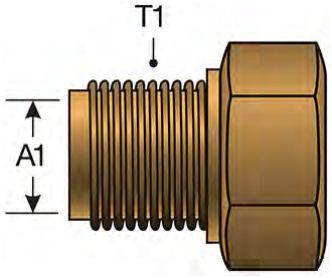

Part No.	Descr.	Prod. No.	A1 "	End Type 1	
⚠ G60691-0003	3MI-PLUG	7250-13855	3/16	FI	3/8 - 24
⚠ G60691-0004	4MI-PLUG	7250-13865	1/4	FI	7/16-24
⚠ G60691-0005	5MI-PLUG	7250-13875	5/16	FI	1/2-20
⚠ G60691-0006	6MI-PLUG	7250-13885	3/8	FI	5/8-18

⚠ **WARNING:** Cancer and Reproductive Harm - www.P65Warnings.ca.gov

Female Inverted to Female Inverted Union





Part No.	Descr.	Prod. No.	End Type 1		End Type 2	
⚠ G60693-0202	2FI-2FI	7250-13955	FI	5/16-28	FI	5/16-28
⚠ G60693-0303	3FI-3FI	7250-13965	FI	3/8 - 24	FI	3/8 - 24
⚠ G60693-0404	4FI-4FI	7250-13975	FI	7/16-24	FI	7/16-24
⚠ G60693-0505	5FI-5FI	7250-13985	FI	1/2-20	FI	1/2-20
⚠ G60693-0606	6FI-6FI	7250-13995	FI	5/8-18	FI	5/8-18
⚠ G60693-0808	8FI-8FI	7250-14005	FI	3/4-18	FI	3/4-18
⚠ G60693-1010	10FI-10FI	7250-14015	FI	7/8-18	FI	7/8-18

⚠ **WARNING:** Cancer and Reproductive Harm - www.P65Warnings.ca.gov

Female Inverted to Female Inverted Union - 90°



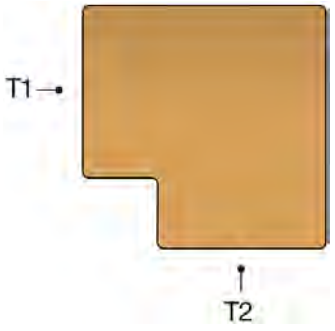

Part No.	Descr.	Prod. No.	End Type 1		End Type 2	
⚠ G60694-0404	4FI-4FI90	7250-14025	FI	7/16-24	FI	7/16-24
⚠ G60694-0505	5FI-5FI90	7250-14035	FI	1/2-20	FI	1/2-20
⚠ G60694-0606	6FI-6FI90	7250-14045	FI	5/8-18	FI	5/8-18

⚠ **WARNING:** Cancer and Reproductive Harm - www.P65Warnings.ca.gov

HOSE/CPLG. SELECTION
EQUIPMENT
HOSE SPECIFICATION
GLOBALSPIRAL COUPLINGS
STAINLESS STEEL SPIRAL COUPLINGS
MEGACRIMP COUPLINGS
STAINLESS STEEL BRAID COUPLINGS
POWER CRIMP COUPLINGS
FIELD ATTACHABLE - TYPE T COUPLINGS
FIELD ATTACHABLE - C5 COUPLINGS
FIELD ATTACHABLE - LOCK-ON COUPLINGS
C14 COUPLINGS & ASSEMBLIES
GLP & GL COUPLINGS
GLX COUPLINGS
PCTS THERMOPLASTIC COUPLINGS
POLARSEAL COUPLINGS (ACA, ACB, ACC)
POWER STEERING CPLGS. & TOC ASSEMBLIES
ADAPTERS
QUICK DISCONNECT COUPLERS
BALL VALVES
LIVE SWIVELS
ACCESSORIES
AIR BRAKE CPLGS. & ASSEMBLIES
KITS
BRASS

Female Inverted Union - Tee



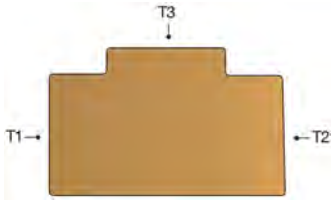

Part No.	Descr.	Prod. No.	End Type 1		End Type 2		End Type 3	
⚠ G60695-0202	2FI-2FI-2FI	7250-18785	FI	5/16-28	FI	5/16-28	FI	5/16-28
⚠ G60695-0303	3FI-3FI-3FI	7250-14085	FI	3/8 - 24	FI	3/8 - 24	FI	3/8 - 24
⚠ G60695-0404	4FI-4FI-4FI	7250-18675	FI	7/16-24	FI	7/16-24	FI	7/16-24
⚠ G60695-0505	5FI-5FI-5FI	7250-14135	FI	1/2-20	FI	1/2-20	FI	1/2-20
⚠ G60695-0808	8FI-8FI-8FI	7250-18695	FI	3/4-18	FI	3/4-18	FI	3/4-18
⚠ G60695-1414	14FI-14FI-14FI	7250-14215	FI	13/16-16	FI	13/16-16	FI	13/16-16

⚠ **WARNING:** Cancer and Reproductive Harm - www.P65Warnings.ca.gov

Female Inverted Branch Tee to Female Pipe



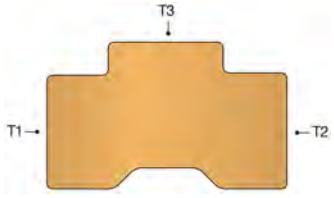

Part No.	Descr.	Prod. No.	End Type 1		End Type 2		End Type 3	
⚠ G60696-0303	3FI-3FI-3FP	7250-14225	FI	3/8 - 24	FI	3/8 - 24	FP	1/8-27
⚠ G60696-0404	4FI-4FI-4FP	7250-14235	FI	7/16-24	FI	7/16-24	FP	1/4-18
⚠ G60696-0505	5FI-5FI-5FP	7250-14245	FI	1/2-20	FI	1/2-20	FP	1/8-27
⚠ G60696-0604	6FI-6FI-4FP	7250-14255	FI	5/8-18	FI	5/8-18	FP	3/8-18

⚠ **WARNING:** Cancer and Reproductive Harm - www.P65Warnings.ca.gov

Recommended For: Adapting automotive oil filters, carburetors, power steering and fuel lines such as fuel injection, transmission oil cooler and drain plugs. Also, used to adapt brake lines to port configurations found in master cylinders or for adapting brake lines to metric sizes.

Used With: Aluminum, brass, copper and steel tubing

Features and Benefits: Robust construction with metal to metal seats for high heat and fluid compatibility.

Conformance: SAE, ASME

Working Pressure: 2,000 psi (136 bar)

Temperature Range: -30°F to +250°F (-34°C to +121°C)

Material: 360 Brass

HOSE/CPLG. SELECTION
EQUIPMENT
HOSE SPECIFICATION
GLOBALSPIRAL COUPLINGS
STAINLESS STEEL SPIRAL COUPLINGS
MEGACRIMP COUPLINGS
STAINLESS STEEL BRAID COUPLINGS
POWER CRIMP COUPLINGS
FIELD ATTACHABLE - TYPE T COUPLINGS
FIELD ATTACHABLE - C5 COUPLINGS
FIELD ATTACHABLE - LOCK-ON COUPLINGS
C14 COUPLINGS & ASSEMBLIES
GLP & GL COUPLINGS
GLX COUPLINGS
PCTS THERMOPLASTIC COUPLINGS
POLARSEAL COUPLINGS (ACA, ACB, ACC)
POWER STEERING CPLGS. & TOC ASSEMBLIES
ADAPTERS
QUICK DISCONNECT COUPLERS
BALL VALVES
LIVE SWIVELS
ACCESSORIES
AIR BRAKE CPLGS. & ASSEMBLIES
KITS
BRASS

Ford Nut



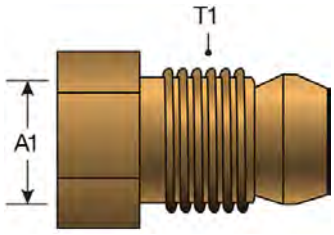

Part No.	Descr.	Prod. No.	A1 "	End Type 1	
⚠ G49230-0404	4T-8FN	7250-06055	1/4	T1	1/2-20

⚠ **WARNING:** Cancer and Reproductive Harm - www.P65Warnings.ca.gov

Fuel Line Adapter - Plymouth



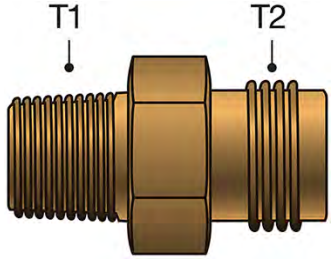

Part No.	Descr.	Prod. No.	End Type 1		End Type 2	
⚠ G49250-0205	FLA-0502	7250-06075	T1	1/8-27	T2	1/2-20

⚠ **WARNING:** Cancer and Reproductive Harm - www.P65Warnings.ca.gov

Towed Trailer Brake - Tee



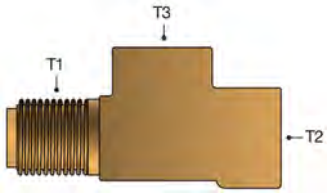

Part No.	Descr.	Prod. No.	End Type 1		End Type 2		End Type 3	
⚠ G49300-0303	6FTB-6MTB-6FTB	7250-06115	T1	3/8 - 24	T2	3/8 - 24	T3	3/8 - 24
⚠ G49300-0305	8FTB-8FTB-6MTB	7250-06135	T1	1/2-20	T2	1/2-20	T3	3/8 - 24
⚠ G49300-0403	7FTB-7FTB-6MTB	7250-06145	T1	7/16-24	T2	7/16-24	T3	3/8 - 24
⚠ G49301-0304	7FTB-6FTB-7MTB	7250-18365	T1	7/16-24	T2	7/16-24	T3	3/8 - 24
⚠ G49301-0403	9FTB-6MTB-9FTB	7250-06185	T1	9/16-18	T2	3/8 - 24	T3	9/16-18

⚠ **WARNING:** Cancer and Reproductive Harm - www.P65Warnings.ca.gov

Metric Towed Trailer Brake - Tee



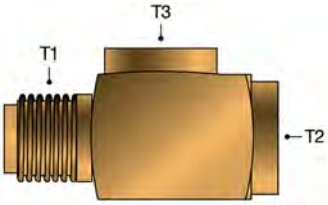

Part No.	Descr.	Prod. No.	End Type 1		End Type 2		End Type 3	
⚠ G49304-1303	13FTB-6MTB-13FTB	7250-18405	T1	M13X1.5	T2	M13X1.5	T3	3/8 - 24

⚠ **WARNING:** Cancer and Reproductive Harm - www.P65Warnings.ca.gov

Hydraulic Brake Strap Assembly - Tee



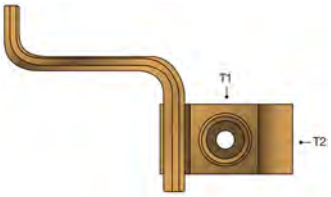

Part No.	Descr.	Prod. No.	End Type 1		End Type 2	
⚠ G49310-0303	6BSA-6BSA-6BSA	7250-06255	T1	3/8 - 24	T2	3/8 - 24
⚠ G49310-0404	9BSA-9BSA-9BSA	7250-06265	T1	9/16-18	T2	9/16-18

⚠ **WARNING:** Cancer and Reproductive Harm - www.P65Warnings.ca.gov

Hydraulic Brake - Block



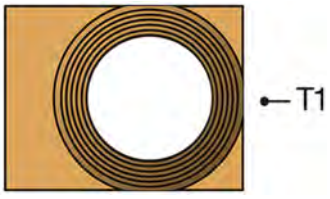

Part No.	Descr.	Prod. No.	End Type 1	
⚠ G49313-0004	7HBB	7250-06295	T1	7/16-24

⚠ **WARNING:** Cancer and Reproductive Harm - www.P65Warnings.ca.gov

Hydraulic Brake with Bolt Hole - Tee



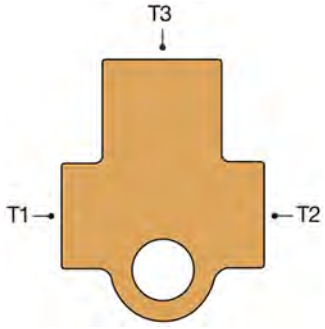

Part No.	Descr.	Prod. No.	End Type 1		End Type 2		End Type 3	
⚠ G49314-0306	3FI-3FI-6FI	7250-06305	FI	3/8 - 24	FI	3/8 - 24	FI	5/8-18

⚠ **WARNING:** Cancer and Reproductive Harm - www.P65Warnings.ca.gov

Metric Hydraulic Brake Adapter - Male Inverted to Tube O.D. Female



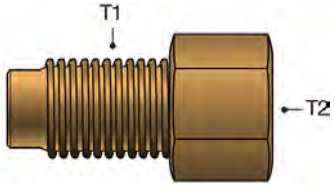

Part No.	Descr.	Prod. No.	End Type 1		End Type 2	
⚠ G49320-1003	MHBA-MI10-03	7250-06315	T1	M10X1.0	T2	3/8 - 24

⚠ **WARNING:** Cancer and Reproductive Harm - www.P65Warnings.ca.gov

Metric Hydraulic Brake Adapter - Male Bubble to Tube O.D. Female



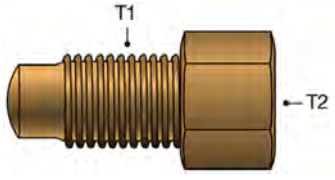

Part No.	Descr.	Prod. No.	End Type 1		End Type 2	
⚠ G49321-1003	MHBA-MB10-03	7250-06325	T1	M10X1.0	T2	3/8 - 24

⚠ **WARNING:** Cancer and Reproductive Harm - www.P65Warnings.ca.gov

Parts Continued On Next Page

Metric Hydraulic Brake Adapter - Male Bubble to Tube O.D. Female - Continued

Part No.	Descr.	Prod. No.	End Type 1		End Type 2	
⚠ G49321-1110	11MMHBA-10FMHBA	7250-06335	T1	M11X1.5	T2	M10X1.0
⚠ G49321-1210	MHBA-MB12-10	7250-06345	T1	M12X1.0	T2	M10X1.0
⚠ G49321-1310	MHBA-MB13-10	7250-06355	T1	M13X1.0	T2	M10X1.0

⚠ **WARNING:** Cancer and Reproductive Harm - www.P65Warnings.ca.gov

Metric Hydraulic Brake Adapter - Bubble



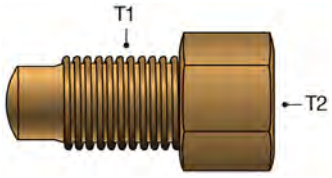

Part No.	Descr.	Prod. No.	End Type 1		End Type 2	
⚠ G49323-0310	M-HBA-BB0310	7250-06365	T1	3/8 - 24	T2	M10X1.25

⚠ **WARNING:** Cancer and Reproductive Harm - www.P65Warnings.ca.gov

Metric Hydraulic Brake Adapter - British Bubble



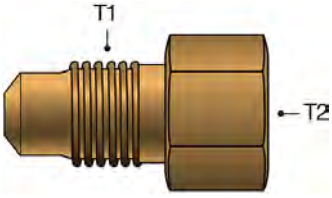

Part No.	Descr.	Prod. No.	End Type 1		End Type 2	
⚠ G49324-0304	M-HBA-BB0304	7250-06375	T1	3/8 - 24	T2	7/16-20

⚠ **WARNING:** Cancer and Reproductive Harm - www.P65Warnings.ca.gov

Standard to Metric



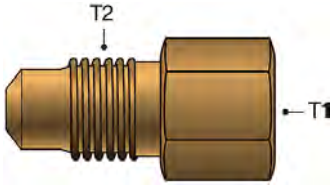

Part No.	Descr.	Prod. No.	End Type 1		End Type 2	
⚠ G49325-1203	STND-MET0312	7250-06395	T1	3/8 - 24	T2	M12X1.0

⚠ **WARNING:** Cancer and Reproductive Harm - www.P65Warnings.ca.gov

Hydraulic Brake Metric Union



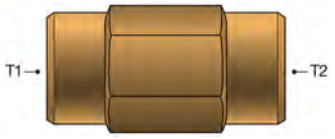

Part No.	Descr.	Prod. No.	End Type 1		End Type 2	
⚠ G49400-1010	10HBU-10MET	7250-06445	T1	3/8 - 24	T2	M10X1.0

⚠ **WARNING:** Cancer and Reproductive Harm - www.P65Warnings.ca.gov

HOSE/CPLG. SELECTION
EQUIPMENT
HOSE SPECIFICATION
GLOBALSPIRAL COUPLINGS
STAINLESS STEEL SPIRAL COUPLINGS
MEGACRIMP COUPLINGS
STAINLESS STEEL BRAID COUPLINGS
POWER CRIMP COUPLINGS
FIELD ATTACHABLE - TYPE T COUPLINGS
FIELD ATTACHABLE - C5 COUPLINGS
FIELD ATTACHABLE - LOCK-ON COUPLINGS
C14 COUPLINGS & ASSEMBLIES
GLP & GL COUPLINGS
GLX COUPLINGS
PCTS THERMOPLASTIC COUPLINGS
POLARSEAL COUPLINGS (ACA, ACB, ACC)
POWER STEERING CPLGS. & TOC ASSEMBLIES
ADAPTERS
QUICK DISCONNECT COUPLERS
BALL VALVES
LIVE SWIVELS
ACCESSORIES
AIR BRAKE CPLGS. & ASSEMBLIES
KITS
BRASS

Hydraulic Brake Union - British





Part No.	Descr.	Prod. No.	End Type 1		End Type 2	
⚠ G49401-0303	HBU-BRIT-0303	7250-06455	T1	3/8 - 24	T2	3/8 - 24

⚠ **WARNING:** Cancer and Reproductive Harm - www.P65Warnings.ca.gov

Hydraulic Brake Union - European





Part No.	Descr.	Prod. No.	End Type 1		End Type 2	
⚠ G49402-1010	HBU-EU-1010	7250-06465	T1	M10X1.0	T2	M10X1.0

⚠ **WARNING:** Cancer and Reproductive Harm - www.P65Warnings.ca.gov

Hydraulic Brake Union - Japanese



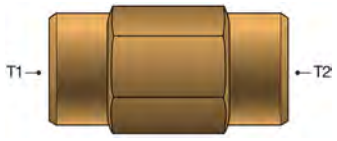

Part No.	Descr.	Prod. No.	End Type 1		End Type 2	
⚠ G49403-1010	HBU-JP-1010	7250-06475	T1	M10X1.0	T2	M10X1.0

⚠ **WARNING:** Cancer and Reproductive Harm - www.P65Warnings.ca.gov

Dual Master Cylinder Adapter



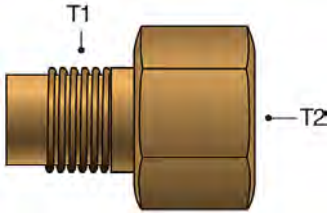

Part No.	Descr.	Prod. No.	End Type 1		End Type 2	
⚠ G49500-0304	DMCA-0304	7250-18415	T1	3/8 - 24	T2	7/16-24
⚠ G49500-0405	DMCA-0405	7250-06505	T1	7/16-24	T2	1/2-20
⚠ G49500-0503	DMCA-0503	7250-06515	T1	1/2-20	T2	3/8 - 24
⚠ G49500-0504	DMCA-0504	7250-06525	T1	1/2-20	T2	7/16-24
⚠ G49500-0506	DMCA-0506	7250-06535	T1	1/2-20	T2	5/8-18
⚠ G49500-0605	DMCA-0605	7250-06545	T1	5/8-18	T2	1/2-20
⚠ G49501-0303	DMCA-0303	7250-06555	T1	3/8 - 24	T2	3/8 - 24
⚠ G49501-0404	DMCA-0404	7250-06565	T1	9/16-18	T2	7/16-24
⚠ G49505-0403	DMCA-0403	7250-06625	T1	7/16-24	T2	3/8 - 24

⚠ **WARNING:** Cancer and Reproductive Harm - www.P65Warnings.ca.gov

HOSE/CPLG. SELECTION
EQUIPMENT
HOSE SPECIFICATION
GLOBALSPIRAL COUPLINGS
STAINLESS STEEL SPIRAL COUPLINGS
MEGACRIMP COUPLINGS
STAINLESS STEEL BRAID COUPLINGS
POWER CRIMP COUPLINGS
FIELD ATTACHABLE - TYPE T COUPLINGS
FIELD ATTACHABLE - C5 COUPLINGS
FIELD ATTACHABLE - LOCK-ON COUPLINGS
C14 COUPLINGS & ASSEMBLIES
GLP & GL COUPLINGS
GLX COUPLINGS
PCTS THERMOPLASTIC COUPLINGS
POLARSEAL COUPLINGS (ACA, ACB, ACC)
POWER STEERING CPLGS. & TOC ASSEMBLIES
ADAPTERS
QUICK DISCONNECT COUPLERS
BALL VALVES
LIVE SWIVELS
ACCESSORIES
AIR BRAKE CPLGS. & ASSEMBLIES
KITS
BRASS

JIC 37° Flare Power Steering Adapter



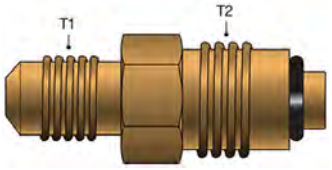

Part No.	Descr.	Prod. No.	End Type 1		End Type 2	
⚠ G49700-0504	PS-A-0504	7250-06685	T1	7/16-20	T2	9/16-18
⚠ G49700-0606	PS-A-0606	7250-06695	T1	9/16-18	T2	5/8-18

⚠ **WARNING:** Cancer and Reproductive Harm - www.P65Warnings.ca.gov

Ford Power Steering Adapter



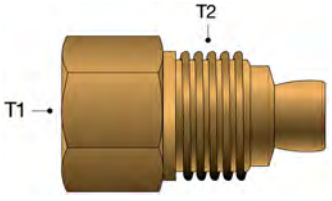

Part No.	Descr.	Prod. No.	End Type 1		End Type 2	
⚠ G49701-0406	PS-A-0406	7250-06705	T1	11/16-18	T2	5/8-18

⚠ **WARNING:** Cancer and Reproductive Harm - www.P65Warnings.ca.gov

Metric Power Steering Adapter



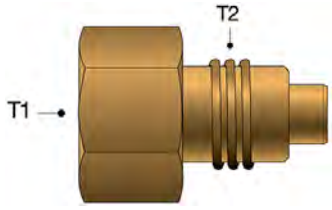

Part No.	Descr.	Prod. No.	End Type 1		End Type 2	
⚠ G49702-1406	PS-A-MET-1406	7250-06715	T1	M14X1.5	T2	5/8-18
⚠ G49702-1606	PS-A-MET-1606	7250-06725	T1	M16X1.5	T2	5/8-18
⚠ G49702-1806	PS-A-MET-1806	7250-06735	T1	M18X1.5	T2	5/8-18

⚠ **WARNING:** Cancer and Reproductive Harm - www.P65Warnings.ca.gov

Transmission Oil Cooler Line Adapter





Part No.	Descr.	Prod. No.	A1 "	End Type 1	
⚠ G49800-0505	TOC-A-0505	7250-06745	5/16	T1	1/2-20

⚠ **WARNING:** Cancer and Reproductive Harm - www.P65Warnings.ca.gov

Air Conditioning Adapter



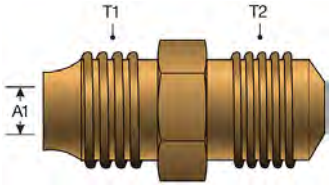

Part No.	Descr.	Prod. No.	A1 "	End Type 1		End Type 2	
⚠ G49900-0404	4AC-7MS	7250-06765	1/4	T1	7/16-20	MS	7/16-20

⚠ **WARNING:** Cancer and Reproductive Harm - www.P65Warnings.ca.gov

Male SAE 45° - Male Inverted



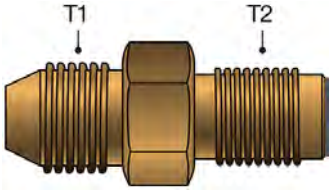

Part No.	Descr.	Prod. No.	End Type 1		End Type 2	
⚠ G49901-0605	6MS-5MI	7250-06775	MS	5/8-18	MI	1/2-20
⚠ G49901-0607	6MS-7MI	7250-06785	MS	5/8-18	MI	11/16-18

⚠ **WARNING:** Cancer and Reproductive Harm - www.P65Warnings.ca.gov

Tube O.D. (in)	1/8	3/16	1/4	5/16	3/8	7/16	1/2	5/8	3/4	1
Thread Size	5/16-24	3/8-24	7/16-24	1/2-24	9/16-24	5/8-24	11/16-20	13/16-18	1-18	1-1/4-18
PSI	2800	1900	1400	1200	1000	875	750	650	550	350

Recommended For: Hydraulic and pneumatic systems

Used With: Copper, aluminum, and plastic tubing

Features and Benefits: Provides a low cost, easy to assemble solution that does not require flaring.

Working Pressure: Up to 2,800 psi depending on the tube size. See chart above.

Temperature Range: -65°F to +250°F (-53° to +121°C)

Material: 360 Brass

Assembly Instructions:

1. Measure tube and cut to the desired length. Ensure there are no burrs on the tubing.
2. Slide nut and then sleeve onto the tube. Threaded end of nut must face connector.
3. Insert tube into the connector body until the tubing bottoms out on the connector shoulder.
4. Lubricate the threads and assemble the nut to the connector body.
5. Hand-tighten the threads, then continue tighten with a wrench to the number of turns listed in the chart below.

Tube Size	Turns from Hand Tight
1/8” to 1/4”	1-1/4
5/16”	1-3/4
3/8” to 1”	2-1/4

HOSE/CPLG. SELECTION
EQUIPMENT
HOSE SPECIFICATION
GLOBALSPIRAL COUPLINGS
STAINLESS STEEL SPIRAL COUPLINGS
MEGACRIMP COUPLINGS
STAINLESS STEEL BRAID COUPLINGS
POWER CRIMP COUPLINGS
FIELD ATTACHABLE - TYPE T COUPLINGS
FIELD ATTACHABLE - C5 COUPLINGS
FIELD ATTACHABLE - LOCK-ON COUPLINGS
C14 COUPLINGS & ASSEMBLIES
GLP & GL COUPLINGS
GLX COUPLINGS
PCTS THERMOPLASTIC COUPLINGS
POLARSEAL COUPLINGS (ACA, ACB, ACC)
POWER STEERING CPLGS. & TOC ASSEMBLIES
ADAPTERS
QUICK DISCONNECT COUPLERS
BALL VALVES
LIVE SWIVELS
ACCESSORIES
AIR BRAKE CPLGS. & ASSEMBLIES
KITS
BRASS

Copper Tubing Industrial to Male Pipe - Check Valve





Part No.	Descr.	Prod. No.	A1 "	End Type 1	
⚠ G55028-0302	3CTI-2MP-CV	7250-06805	3/16	MP	1/8-27
⚠ G55028-0402	4CTI-2MP-CV	7250-06815	1/4	MP	1/8-27
⚠ G55028-0502	5CTI-2MP-CV	7250-06825	5/16	MP	1/8-27
⚠ G55028-0604	6CTI-4MP-CV	7250-06835	3/8	MP	1/4-18

⚠ **WARNING:** Cancer and Reproductive Harm - www.P65Warnings.ca.gov

Compression Coupling Nut - Long



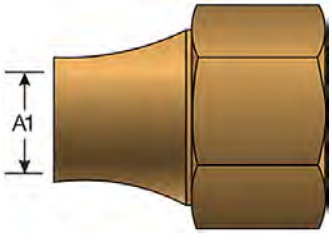

Part No.	Descr.	Prod. No.	A1 "	Standard Pack
⚠ G55030-0003	3TN-CTI-L	7250-06845	3/16	5
⚠ G55030-0004	4TN-CTI-L	7250-06855	1/4	5
⚠ G55030-0005	5TN-CTI-L	7250-06865	5/16	1
⚠ G55030-0006	6TN-CTI-L	7250-06875	3/8	1
⚠ G55030-0008	8TN-CTI-L	7250-06885	1/2	1
⚠ G55030-0012	12TN-CTI-L	7250-06905	3/4	1

⚠ **WARNING:** Cancer and Reproductive Harm - www.P65Warnings.ca.gov

Tube Sleeve Insert





Part No.	Descr.	Prod. No.	A1 "	Standard Pack
⚠ G55040-0004	4TSI-CTI	7250-06925	1/4	5
⚠ G55040-0004T	4TSI-CTI-T	7250-06935	1/4	5
⚠ G55040-0005	5TSI-CTI	7250-06945	5/16	1
⚠ G55040-0006	6TSI-CTI	7250-06955	3/8	1
⚠ G55040-0008	8TSI-CTI	7250-06965	1/2	1
⚠ G55040-0010	10TSI-CTI	7250-06975	5/8	1
⚠ G55040-0012	12TSI-CTI	7250-06985	3/4	1

⚠ **WARNING:** Cancer and Reproductive Harm - www.P65Warnings.ca.gov

Tube Sleeve



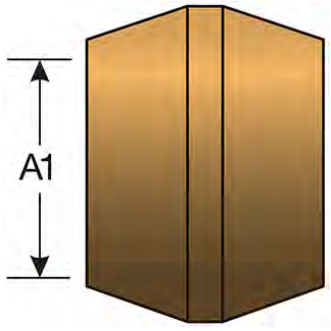

Part No.	Descr.	Prod. No.	A1 "	Standard Pack
⚠ G55050-0002	2TS-CTI	7250-07005	1/8	5
⚠ G55050-0003	3TS-CTI	7250-07015	3/16	5
⚠ G55050-0004	4TS-CTI	7250-07025	1/4	5
⚠ G55050-0005	5TS-CTI	7250-07035	5/16	1
⚠ G55050-0006	6TS-CTI	7250-07045	3/8	1
⚠ G55050-0007	7TS-CTI	7250-07055	7/16	1
⚠ G55050-0008	8TS-CTI	7250-07065	1/2	1
⚠ G55050-0010	10TS-CTI	7250-07075	5/8	1
⚠ G55050-0012	12TS-CTI	7250-07085	3/4	1

⚠ **WARNING:** Cancer and Reproductive Harm - www.P65Warnings.ca.gov

Tube Sleeve Nut



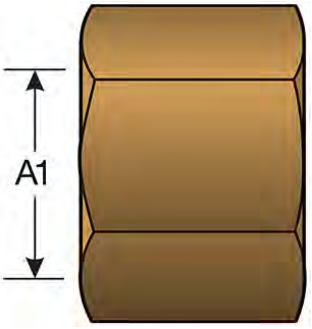

Part No.	Descr.	Prod. No.	A1 "	Standard Pack
⚠ G55060-0002	2TSN-CTI	7250-07105	1/8	5
⚠ G55060-0003	3TSN-CTI	7250-07115	3/16	5
⚠ G55060-0004	4TSN-CTI	7250-07125	1/4	5
⚠ G55060-0005	5TSN-CTI	7250-07135	5/16	1
⚠ G55060-0006	6TSN-CTI	7250-07145	3/8	1
⚠ G55060-0007	7TSN-CTI	7250-07155	7/16	1
⚠ G55060-0008	8TSN-CTI	7250-07165	1/2	1
⚠ G55060-0010	10TSN-CTI	7250-07175	5/8	1
⚠ G55060-0012	12TSN-CTI	7250-07185	3/4	1

⚠ **WARNING:** Cancer and Reproductive Harm - www.P65Warnings.ca.gov

Copper Tubing Industrial to Male Pipe



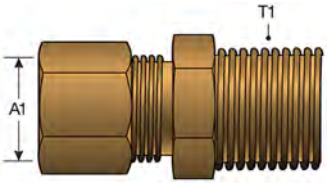

Part No.	Descr.	Prod. No.	A1 "	End Type 1	
⚠ G55100-0201	2CTI-1MP	7250-07195	1/8	MP	1/16-32
⚠ G55100-0202	2CTI-2MP	7250-07205	1/8	MP	1/8-27
⚠ G55100-0302	3CTI-2MP	7250-07215	3/16	MP	1/8-27
⚠ G55100-0304	3CTI-4MP	7250-07225	3/16	MP	1/4-18
⚠ G55100-0402	4CTI-2MP	7250-07235	1/4	MP	1/8-27
⚠ G55100-0404	4CTI-4MP	7250-07245	1/4	MP	1/4-18
⚠ G55100-0502	5CTI-2MP	7250-07255	5/16	MP	1/8-27
⚠ G55100-0504	5CTI-4MP	7250-07265	5/16	MP	1/4-18
⚠ G55100-0602	6CTI-2MP	7250-07275	3/8	MP	1/8-27
⚠ G55100-0604	6CTI-4MP	7250-07285	3/8	MP	1/4-18
⚠ G55100-0606	6CTI-6MP	7250-07295	3/8	MP	3/8-18
⚠ G55100-0608	6CTI-8MP	7250-07305	3/8	MP	1/2-14
⚠ G55100-0704	7CTI-4MP	7250-07315	7/16	MP	1/4-18

⚠ **WARNING:** Cancer and Reproductive Harm - www.P65Warnings.ca.gov

Parts Continued On Next Page

Copper Tubing Industrial to Male Pipe - Continued

Part No.	Descr.	Prod. No.	A1 "	End Type 1	
⚠ G55100-0804	8CTI-4MP	7250-07325	1/2	MP	1/4-18
⚠ G55100-0806	8CTI-6MP	7250-07335	1/2	MP	3/8-18
⚠ G55100-0808	8CTI-8MP	7250-07345	1/2	MP	1/2-14
⚠ G55100-1008	10CTI-8MP	7250-07355	5/8	MP	1/2-14
⚠ G55100-1208	12CTI-8MP	7250-07365	3/4	MP	1/2-14
⚠ G55100-1212	12CTI-12MP	7250-07375	3/4	MP	3/4-14

⚠ **WARNING:** Cancer and Reproductive Harm - www.P65Warnings.ca.gov

Copper Tubing Industrial to Male Pipe - 90°





Part No.	Descr.	Prod. No.	A1 "	End Type 1	
⚠ G55104-0201	2CTI-1MP90	7250-07385	1/8	MP	1/16-32
⚠ G55104-0202	2CTI-2MP90	7250-07395	1/8	MP	1/8-27
⚠ G55104-0302	3CTI-2MP90	7250-07405	3/16	MP	1/8-27
⚠ G55104-0402	4CTI-2MP90	7250-07415	1/4	MP	1/8-27
⚠ G55104-0404	4CTI-4MP90	7250-07425	1/4	MP	1/4-18
⚠ G55104-0502	5CTI-2MP90	7250-07435	5/16	MP	1/8-27
⚠ G55104-0504	5CTI-4MP90	7250-07445	5/16	MP	1/4-18
⚠ G55104-0602	6CTI-2MP90	7250-07455	3/8	MP	1/8-27
⚠ G55104-0604	6CTI-4MP90	7250-07465	3/8	MP	1/4-18
⚠ G55104-0606	6CTI-6MP90	7250-07475	3/8	MP	3/8-18
⚠ G55104-0608	6CTI-8MP90	7250-07485	3/8	MP	1/2-14
⚠ G55104-0804	8CTI-4MP90	7250-07505	1/2	MP	1/4-18
⚠ G55104-0806	8CTI-6MP90	7250-07515	1/2	MP	3/8-18
⚠ G55104-0808	8CTI-8MP90	7250-07525	1/2	MP	1/2-14
⚠ G55104-1008	10CTI-8MP90	7250-07535	5/8	MP	1/2-14
⚠ G55104-1212	12CTI-12MP90	7250-07555	3/4	MP	3/4-14

⚠ **WARNING:** Cancer and Reproductive Harm - www.P65Warnings.ca.gov

HOSE/CPLG. SELECTION
EQUIPMENT
HOSE SPECIFICATION
GLOBALSPIRAL COUPLINGS
STAINLESS STEEL SPIRAL COUPLINGS
MEGACRIMP COUPLINGS
STAINLESS STEEL BRAID COUPLINGS
POWER CRIMP COUPLINGS
FIELD ATTACHABLE - TYPE T COUPLINGS
FIELD ATTACHABLE - C5 COUPLINGS
FIELD ATTACHABLE - LOCK-ON COUPLINGS
C14 COUPLINGS & ASSEMBLIES
GLP & GL COUPLINGS
GLX COUPLINGS
PCTS THERMOPLASTIC COUPLINGS
POLARSEAL COUPLINGS (ACA, ACB, ACC)
POWER STEERING CPLGS. & TOC ASSEMBLIES
ADAPTERS
QUICK DISCONNECT COUPLERS
BALL VALVES
LIVE SWIVELS
ACCESSORIES
AIR BRAKE CPLGS. & ASSEMBLIES
KITS
BRASS

Copper Tubing Industrial Run Tee to Male Pipe



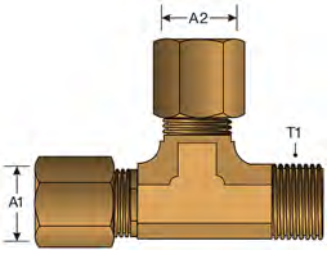

Part No.	Descr.	Prod. No.	A1 "	A2 "	End Type 1	
⚠ G55130-0203	2MP-3CTI-3CTI	7250-07575	3/16	3/16	MP	1/8-27
⚠ G55130-0204	2MP-4CTI-4CTI	7250-07585	1/4	1/4	MP	1/8-27
⚠ G55130-0404	4MP-4CTI-4CTI	7250-07605	1/4	1/4	MP	1/4-18
⚠ G55130-0406	4MP-6CTI-6CTI	7250-07615	3/8	3/8	MP	1/4-18

⚠ **WARNING:** Cancer and Reproductive Harm - www.P65Warnings.ca.gov

Copper Tubing Industrial Branch Tee to Male Pipe



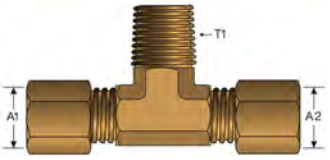

Part No.	Descr.	Prod. No.	A1 "	A2 "	End Type 1	
⚠ G55134-0302	3CTI-3CTI-2MP	7250-07635	3/16	3/16	MP	1/8-27
⚠ G55134-0402	4CTI-4CTI-2MP	7250-07645	1/4	1/4	MP	1/8-27
⚠ G55134-0404	4CTI-4CTI-4MP	7250-07655	1/4	1/4	MP	1/4-18
⚠ G55134-0502	5CTI-5CTI-2MP	7250-07665	5/16	5/16	MP	1/8-27
⚠ G55134-0604	6CTI-6CTI-4MP	7250-07675	3/8	3/8	MP	1/4-18
⚠ G55134-0806	8CTI-8CTI-6MP	7250-07685	1/2	1/2	MP	3/8-18

⚠ **WARNING:** Cancer and Reproductive Harm - www.P65Warnings.ca.gov

Copper Tubing Industrial to Female Pipe



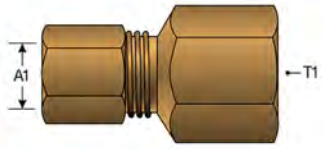

Part No.	Descr.	Prod. No.	A1 "	End Type 1	
⚠ G55150-0202	2CTI-2FP	7250-07695	1/8	FP	1/8-27
⚠ G55150-0302	3CTI-2FP	7250-07705	3/16	FP	1/8-27
⚠ G55150-0402	4CTI-2FP	7250-07715	1/4	FP	1/8-27
⚠ G55150-0404	4CTI-4FP	7250-07725	1/4	FP	1/4-18
⚠ G55150-0502	5CTI-2FP	7250-07735	5/16	FP	1/8-27
⚠ G55150-0504	5CTI-4FP	7250-07745	5/16	FP	1/4-18
⚠ G55150-0602	6CTI-2FP	7250-07755	3/8	FP	1/8-27
⚠ G55150-0604	6CTI-4FP	7250-07765	3/8	FP	1/4-18
⚠ G55150-0806	8CTI-6FP	7250-07775	1/2	FP	3/8-18
⚠ G55150-1008	10CTI-8FP	7250-07785	5/8	FP	1/2-14

⚠ **WARNING:** Cancer and Reproductive Harm - www.P65Warnings.ca.gov

Copper Tubing Industrial to Female Pipe - 90°



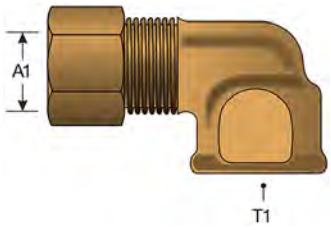

Part No.	Descr.	Prod. No.	A1 "	End Type 1	
⚠ G55154-0302	3CTI-2FP90	7250-07795	3/16	FP	1/8-27
⚠ G55154-0402	4CTI-2FP90	7250-07805	1/4	FP	1/8-27
⚠ G55154-0604	6CTI-4FP90	7250-07825	3/8	FP	1/4-18
⚠ G55154-0806	8CTI-6FP90	7250-07835	1/2	FP	3/8-18

⚠ **WARNING:** Cancer and Reproductive Harm - www.P65Warnings.ca.gov

Copper Tubing Industrial Bulkhead Union





Part No.	Descr.	Prod. No.	A1	A2
			"	"
⚠ G55300-0404	4CTI-4CTI-BKHD	7250-07875	1/4	1/4

⚠ **WARNING:** Cancer and Reproductive Harm - www.P65Warnings.ca.gov

Copper Tubing Industrial Union





Part No.	Descr.	Prod. No.	A1	A2
			"	"
⚠ G55400-0202	2CTI-2CTI	7250-07915	1/8	1/8
⚠ G55400-0303	3CTI-3CTI	7250-07925	3/16	3/16
⚠ G55400-0404	4CTI-4CTI	7250-07935	1/4	1/4
⚠ G55400-0505	5CTI-5CTI	7250-07945	5/16	5/16
⚠ G55400-0606	6CTI-6CTI	7250-07955	3/8	3/8
⚠ G55400-0808	8CTI-8CTI	7250-07965	1/2	1/2
⚠ G55400-1010	10CTI-10CTI	7250-07975	5/8	5/8
⚠ G55400-1212	12CTI-12CTI	7250-07985	3/4	3/4

⚠ **WARNING:** Cancer and Reproductive Harm - www.P65Warnings.ca.gov

Copper Tubing Industrial Union - 90°



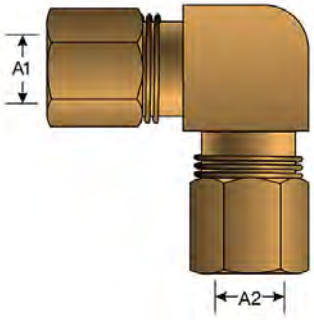

Part No.	Descr.	Prod. No.	A1	A2
			"	"
⚠ G55404-0303	3CTI-3CTI90	7250-08005	3/16	3/16
⚠ G55404-0505	5CTI-5CTI90	7250-08025	5/16	5/16
⚠ G55404-0606	6CTI-6CTI90	7250-08035	3/8	3/8
⚠ G55404-0808	8CTI-8CTI90	7250-08045	1/2	1/2

⚠ **WARNING:** Cancer and Reproductive Harm - www.P65Warnings.ca.gov

Copper Tubing Industrial Union Tee



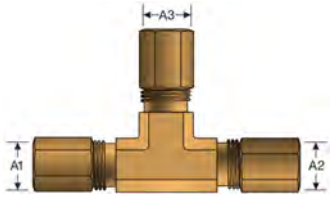

Part No.	Descr.	Prod. No.	A1	A2	A3
			"	"	"
⚠ G55450-0303	3CTI-3CTI-3CTI	7250-08055	3/16	3/16	3/16
⚠ G55450-0404	4CTI-4CTI-4CTI	7250-08065	1/4	1/4	1/4
⚠ G55450-0505	5CTI-5CTI-5CTI	7250-08075	5/16	5/16	5/16
⚠ G55450-0606	6CTI-6CTI-6CTI	7250-08085	3/8	3/8	3/8
⚠ G55450-0808	8CTI-8CTI-8CTI	7250-08095	1/2	1/2	1/2

⚠ **WARNING:** Cancer and Reproductive Harm - www.P65Warnings.ca.gov

HOSE/CPLG. SELECTION
EQUIPMENT
HOSE SPECIFICATION
GLOBALSPIRAL COUPLINGS
STAINLESS STEEL SPIRAL COUPLINGS
MEGACRIMP COUPLINGS
STAINLESS STEEL BRAID COUPLINGS
POWER CRIMP COUPLINGS
FIELD ATTACHABLE - TYPE T COUPLINGS
FIELD ATTACHABLE - C5 COUPLINGS
FIELD ATTACHABLE - LOCK-ON COUPLINGS
C14 COUPLINGS & ASSEMBLIES
GLP & GL COUPLINGS
GLX COUPLINGS
PCTS THERMOPLASTIC COUPLINGS
POLARSEAL COUPLINGS (ACA, ACB, ACC)
POWER STEERING CPLGS. & TOC ASSEMBLIES
ADAPTERS
QUICK DISCONNECT COUPLERS
BALL VALVES
LIVE SWIVELS
ACCESSORIES
AIR BRAKE CPLGS. & ASSEMBLIES
KITS
BRASS

Recommended For: Compressed air, pneumatic applications, lubrication and cooling lines.

Used With: Nylon, polyethylene, and plastic tubing

Features and Benefits: No tools required resulting in an easy to assemble component, time savings, and fewer installation errors.

Working Pressure: Up to 250 psi

Temperature Range: -40°F to +175°F (-40°C to +80°C)

Material: Nickel plated 360 Brass (Body); silicone-free nitrile (O-Ring)

Assembly Instructions:

1. Ensure tube end is free from burrs and cut squarely.
2. Push the tube through the collet and into the fitting.
3. The tube needs to be pushed through the O-Ring until it bottoms out on the tube.
4. In order to strengthen the collet gripping, pull back on the tube.
5. In order to disconnect:
   a. First check that there is not any residual air in the system.
   b. Push the tube fitting until it bottoms out on the tube.
   c. Hold down the collet and withdraw the tube.

Industrial SureLok Plug





Part No.	Descr.	Prod. No.	A1 "	Standard Pack
⚠ G56050-0025	2.5PLUG-SLI	7250-08155	5/32	1
⚠ G56050-0004	4PLUG-SLI	7250-08105	1/4	5
⚠ G56050-0008	8PLUG-SLI	7250-08135	1/2	1

⚠ **WARNING:** Cancer and Reproductive Harm - www.P65Warnings.ca.gov

Industrial SureLok to Male Pipe



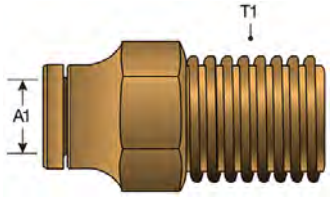

Part No.	Descr.	Prod. No.	A1 "	End Type 1	
⚠ G56100-0202	2SLI-2MP	7250-08215	1/8	MP	1/8-27
⚠ G56100-0204	2SLI-4MP	7250-08225	1/8	MP	1/4-18
⚠ G56100-2504	2.5SLI-4MP	7250-08365	5/32	MP	1/4-18
⚠ G56100-0402	4SLI-2MP	7250-08235	1/4	MP	1/8-27
⚠ G56100-0404	4SLI-4MP	7250-08245	1/4	MP	1/4-18
⚠ G56100-0406	4SLI-6MP	7250-08255	1/4	MP	3/8-18
⚠ G56100-0602	6SLI-2MP	7250-08295	3/8	MP	1/8-27
⚠ G56100-0606	6SLI-6MP	7250-08315	3/8	MP	3/8-18
⚠ G56100-0608	6SLI-8MP	7250-08325	3/8	MP	1/2-14
⚠ G56100-0806	8SLI-6MP	7250-08335	1/2	MP	3/8-18
⚠ G56100-0808	8SLI-8MP	7250-08345	1/2	MP	1/2-14

⚠ **WARNING:** Cancer and Reproductive Harm - www.P65Warnings.ca.gov

Industrial SureLok to Male Pipe - 90°



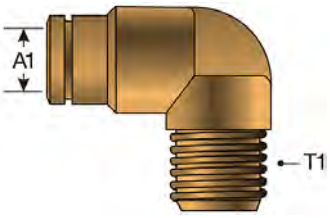

Part No.	Descr.	Prod. No.	A1 "	End Type 1	
⚠ G56104-0402	4SLI-2MP90	7250-08395	1/4	MP	1/8-27
⚠ G56104-0604	6SLI-4MP90	7250-08465	3/8	MP	1/4-18
⚠ G56104-0606	6SLI-6MP90	7250-08475	3/8	MP	3/8-18

⚠ **WARNING:** Cancer and Reproductive Harm - www.P65Warnings.ca.gov

Industrial SureLok to Male Pipe Swivel - 90°



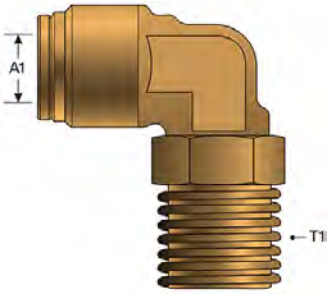

Part No.	Descr.	Prod. No.	A1 "	End Type 1	
⚠ G56124-0202	2SLI-2MPX90	7250-08375	1/8	MPX	1/8-27
⚠ G56124-0204	2SLI-4MPX90	7250-08385	1/8	MPX	1/4-18
⚠ G56124-0402	4SLI-2MPX90	7250-18445	1/4	MPX	1/8-27
⚠ G56124-0404	4SLI-4MPX90	7250-18455	1/4	MPX	1/4-18
⚠ G56124-0406	4SLI-6MPX90	7250-08415	1/4	MPX	3/8-18
⚠ G56124-0506	5SLI-6MPX90	7250-08445	5/16	MPX	3/8-18
⚠ G56124-0602	6SLI-2MPX90	7250-08455	3/8	MPX	1/8-27
⚠ G56124-0604	6SLI-4MPX90	7250-18465	3/8	MPX	1/4-18
⚠ G56124-0606	6SLI-6MPX90	7250-18475	3/8	MPX	3/8-18
⚠ G56124-0608	6SLI-8MPX90	7250-08485	3/8	MPX	1/2-14
⚠ G56124-0804	8SLI-4MPX90	7250-08495	1/2	MPX	1/4-18
⚠ G56124-0806	8SLI-6MPX90	7250-08505	1/2	MPX	3/8-18
⚠ G56124-0808	8SLI-8MPX90	7250-08515	1/2	MPX	1/2-14

⚠ **WARNING:** Cancer and Reproductive Harm - www.P65Warnings.ca.gov

Industrial SureLok Run Tee to Male Pipe Swivel



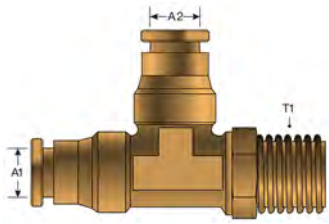

Part No.	Descr.	Prod. No.	A1 "	A2 "	End Type 1	
⚠ G56140-0404	4MPX-4SLI-4SLI	7250-08545	1/4	1/4	MPX	1/4-18
⚠ G56140-0604	6MPX-4SLI-4SLI	7250-08555	1/4	1/4	MPX	3/8-18
⚠ G56140-0606	6MPX-6SLI-6SLI	7250-08565	3/8	3/8	MPX	3/8-18
⚠ G56140-0808	8MPX-8SLI-8SLI	7250-08585	1/2	1/2	MPX	1/2-14

⚠ **WARNING:** Cancer and Reproductive Harm - www.P65Warnings.ca.gov

Industrial SureLok Branch Tee to Male Pipe Swivel



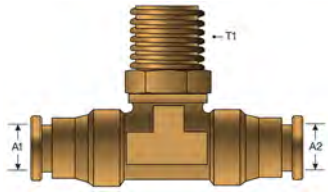

Part No.	Descr.	Prod. No.	A1 "	A2 "	End Type 1	
⚠ G56142-0402	4SLI-4SLI-2MPX	7250-08605	1/4	1/4	MPX	1/8-27
⚠ G56142-0404	4SLI-4SLI-4MPX	7250-08615	1/4	1/4	MPX	1/4-18
⚠ G56142-0604	6SLI-6SLI-4MPX	7250-08625	3/8	3/8	MPX	1/4-18
⚠ G56142-0606	6SLI-6SLI-6MPX	7250-08635	3/8	3/8	MPX	3/8-18
⚠ G56142-0806	8SLI-8SLI-6MPX	7250-08665	1/2	1/2	MPX	3/8-18
⚠ G56142-0808	8SLI-8SLI-8MPX	7250-08675	1/2	1/2	MPX	1/2-14

⚠ **WARNING:** Cancer and Reproductive Harm - www.P65Warnings.ca.gov

HOSE/CPLG. SELECTION
EQUIPMENT
HOSE SPECIFICATION
GLOBALSPIRAL COUPLINGS
STAINLESS STEEL SPIRAL COUPLINGS
MEGACRIMP COUPLINGS
STAINLESS STEEL BRAID COUPLINGS
POWER CRIMP COUPLINGS
FIELD ATTACHABLE - TYPE T COUPLINGS
FIELD ATTACHABLE - C5 COUPLINGS
FIELD ATTACHABLE - LOCK-ON COUPLINGS
C14 COUPLINGS & ASSEMBLIES
GLP & GL COUPLINGS
GLX COUPLINGS
PCTS THERMOPLASTIC COUPLINGS
POLARSEAL COUPLINGS (ACA, ACB, ACC)
POWER STEERING CPLGS. & TOC ASSEMBLIES
ADAPTERS
QUICK DISCONNECT COUPLERS
BALL VALVES
LIVE SWIVELS
ACCESSORIES
AIR BRAKE CPLGS. & ASSEMBLIES
KITS
BRASS

Industrial SureLok to Female Pipe





Part No.	Descr.	Prod. No.	A1 "	End Type 1	
⚠ G56150-0202	2SLI-2FP	7250-08695	1/8	FP	1/8-27
⚠ G56150-0204	2SLI-4FP	7250-08705	1/8	FP	1/4-18
⚠ G56150-0402	4SLI-2FP	7250-08715	1/4	FP	1/8-27
⚠ G56150-0404	4SLI-4FP	7250-08725	1/4	FP	1/4-18
⚠ G56150-0604	6SLI-4FP	7250-08735	3/8	FP	1/4-18

⚠ **WARNING:** Cancer and Reproductive Harm - www.P65Warnings.ca.gov

Industrial SureLok Bulkhead Union





Part No.	Descr.	Prod. No.	A1 "	A2 "
⚠ G56300-0202	2SLI-2SLI-BKHD	7250-08755	1/8	1/8
⚠ G56300-0404	4SLI-4SLI-BKHD	7250-08765	1/4	1/4
⚠ G56300-0606	6SLI-6SLI-BKHD	7250-08775	3/8	3/8

⚠ **WARNING:** Cancer and Reproductive Harm - www.P65Warnings.ca.gov

Industrial SureLok Union





Part No.	Descr.	Prod. No.	A1 "	A2 "
⚠ G56400-0202	2SLI-2SLI	7250-08795	1/8	1/8
⚠ G56400-2525	2.5SLI-2.5SLI	7250-08905	5/32	5/32
⚠ G56400-0404	4SLI-4SLI	7250-08815	1/4	1/4
⚠ G56400-0406	4SLI-6SLI	7250-08825	1/4	3/8
⚠ G56400-0505	5SLI-5SLI	7250-08835	5/16	5/16
⚠ G56400-0606	6SLI-6SLI	7250-08845	3/8	3/8
⚠ G56400-0808	8SLI-8SLI	7250-08865	1/2	1/2
⚠ G56400-1010	10SLI-10SLI	7250-08875	5/8	5/8

⚠ **WARNING:** Cancer and Reproductive Harm - www.P65Warnings.ca.gov

Industrial SureLok Union - 90°



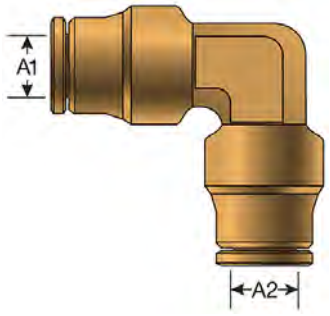

Part No.	Descr.	Prod. No.	A1 "	A2 "
⚠ G56404-2525	2.5SLI-2.5SLI90	7250-09025	5/32	5/32
⚠ G56404-0404	4SLI-4SLI90	7250-08985	1/4	1/4
⚠ G56404-0505	5SLI-5SLI90	7250-08995	5/16	5/16
⚠ G56404-0606	6SLI-6SLI90	7250-09005	3/8	3/8
⚠ G56404-0808	8SLI-8SLI90	7250-09015	1/2	1/2

⚠ **WARNING:** Cancer and Reproductive Harm - www.P65Warnings.ca.gov

Industrial SureLok Union - Tee



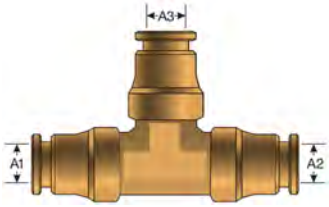

Part No.	Descr.	Prod. No.	A1	A2	A3
			"	"	"
⚠ G56450-0202	2SLI-2SLI-2SLI	7250-09035	1/8	1/8	1/8
⚠ G56450-0404	4SLI-4SLI-4SLI	7250-09045	1/4	1/4	1/4
⚠ G56450-0505	5SLI-5SLI-5SLI	7250-09055	5/16	5/16	5/16
⚠ G56450-0606	6SLI-6SLI-6SLI	7250-09065	3/8	3/8	3/8
⚠ G56450-0808	8SLI-8SLI-8SLI	7250-09075	1/2	1/2	1/2

⚠ **WARNING:** Cancer and Reproductive Harm - www.P65Warnings.ca.gov

Recommended For: Pneumatic applications, lubrication and cooling lines, vacuum and fluid systems.

Used With: Polyethylene tubing

Features and Benefits: Allows for quick connection without any tube preparation. Barbed design provides a safe connection and a positive, tactile feel when the connection is made.

Conformance: Works with barbed tube designs such as SAE J1231.

Working Pressure: Dependent on the burst pressure of the polyethylene tubing.

Temperature Range: -65°F to +250°F (-53° to +121°C)

Material: 360 Brass

Assembly Instructions:

1. Ensure there are not any burrs on the tubing and the end is cut square.
2. Push the tubing over the insert until the tubing bottoms out on the connector body.

Mini-Barb to Male Pipe



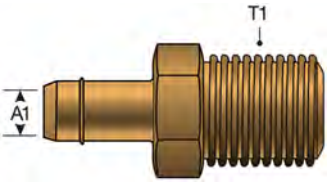

Part No.	Descr.	Prod. No.	A1 "	End Type 1	
⚠ G57100-2502	2.5MBT-2MP	7250-09255	5/32	MP	1/8-27

⚠ **WARNING:** Cancer and Reproductive Harm - www.P65Warnings.ca.gov

Mini-Barb Plug



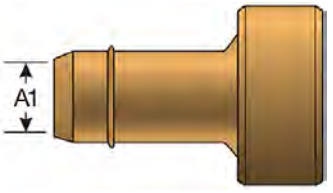

Part No.	Descr.	Prod. No.	A1 "	Standard Pack
⚠ G57050-0004	4PLUG-MBT	7250-09165	1/4	5

⚠ **WARNING:** Cancer and Reproductive Harm - www.P65Warnings.ca.gov

Mini-Barb to Male Pipe



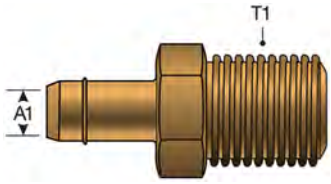

Part No.	Descr.	Prod. No.	A1 "	End Type 1	
⚠ G57100-0401	4MBT-1MP	7250-09195	1/4	MP	1/16-32
⚠ G57100-0402	4MBT-2MP	7250-09205	1/4	MP	1/8-27
⚠ G57100-0404	4MBT-4MP	7250-09215	1/4	MP	1/4-18
⚠ G57100-0602	6MBT-2MP	7250-09225	3/8	MP	1/8-27
⚠ G57100-0604	6MBT-4MP	7250-09235	3/8	MP	1/4-18
⚠ G57100-0608	6MBT-8MP	7250-09245	3/8	MP	1/2-14
⚠ G57100-0806	8MBT-6MP	7250-18735	1/2	MP	3/8-18

⚠ **WARNING:** Cancer and Reproductive Harm - www.P65Warnings.ca.gov

Mini-Barb to Male Pipe - 90°





Part No.	Descr.	Prod. No.	A1 "	End Type 1	
⚠ G57104-0401	4MBT-1MP90	7250-09265	1/4	MP	1/16-32
⚠ G57104-0402	4MBT-2MP90	7250-09275	1/4	MP	1/8-27
⚠ G57104-0404	4MBT-4MP90	7250-09285	1/4	MP	1/4-18
⚠ G57104-0602	6MBT-2MP90	7250-09295	3/8	MP	1/8-27
⚠ G57104-0604	6MBT-4MP90	7250-09305	3/8	MP	1/4-18
⚠ G57104-0806	8MBT-6MP90	7250-09315	1/2	MP	3/8-18

⚠ **WARNING:** Cancer and Reproductive Harm - www.P65Warnings.ca.gov

Male Pipe to Mini Barb Tee



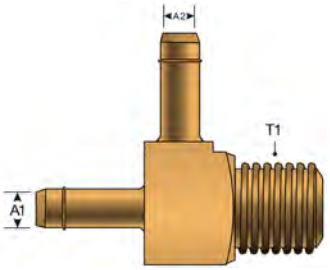

Part No.	Descr.	Prod. No.	A1 "	A2 "	End Type 1	
⚠ G57130-0204	2MP-4MBT-4MBT	7250-09325	1/4	1/4	MP	1/4-18
⚠ G57130-0206	2MP-6MBT-6MBT	7250-09335	3/8	3/8	MP	3/8-18

⚠ **WARNING:** Cancer and Reproductive Harm - www.P65Warnings.ca.gov

Mini Barb Run to Male Pipe Tee





Part No.	Descr.	Prod. No.	A1 "	A2 "	End Type 1	
⚠ G57140-0402	4MBT-4MBT-2MP	7250-18805	1/8	1/8	MP	1/4-18
⚠ G57140-0602	6MBT-6MBT-2MP	7250-18815	1/8	1/8	MP	1/8-27
⚠ G57140-0604	6MBT-6MBT-4MP	7250-18825	1/4	1/4	MP	3/8-18

⚠ **WARNING:** Cancer and Reproductive Harm - www.P65Warnings.ca.gov

Mini-Barb to Female Pipe



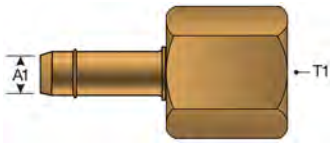

Part No.	Descr.	Prod. No.	A1 "	End Type 1	
⚠ G57150-0402	4MBT-2FP	7250-09385	1/4	FP	1/8-27
⚠ G57150-0404	4MBT-4FP	7250-09395	1/4	FP	1/4-18

⚠ **WARNING:** Cancer and Reproductive Harm - www.P65Warnings.ca.gov

Mini-Barb to Female Pipe - 90°



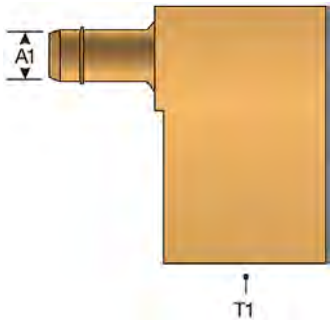

Part No.	Descr.	Prod. No.	A1 "	End Type 1	
⚠ G57154-0402	4MBT-2FP90	7250-09425	1/4	FP	1/8-27
⚠ G57154-0604	6MBT-4FP90	7250-09435	3/8	FP	1/4-18

⚠ **WARNING:** Cancer and Reproductive Harm - www.P65Warnings.ca.gov

Mini-Barb Branch Tee to Female Pipe



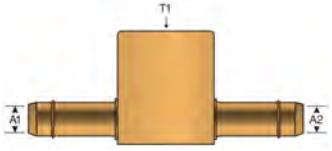

Part No.	Descr.	Prod. No.	A1 "	A2 "	End Type 1	
⚠ G57160-0402	4MBT-4MBT-2FP	7250-09445	1/4	1/4	FP	1/8-27

⚠ **WARNING:** Cancer and Reproductive Harm - www.P65Warnings.ca.gov

Mini-Barb to Industrial Copper Tubing Compression





Part No.	Descr.	Prod. No.	A1 "
⚠ G57190-0404	4MBT-4MFA	7250-09475	1/4

⚠ **WARNING:** Cancer and Reproductive Harm - www.P65Warnings.ca.gov

Mini-Barb Bulkhead Union





Part No.	Descr.	Prod. No.	A1 "	A2 "
⚠ G57300-0404	4MBT-4MBT-BKHD	7250-09485	1/4	1/4
⚠ G57300-0606	6MBT-6MBT-BKHD	7250-09495	3/8	3/8
⚠ G57300-0808	8MBT-8MBT-BKHD	7250-09505	1/2	1/2

⚠ **WARNING:** Cancer and Reproductive Harm - www.P65Warnings.ca.gov

Mini-Barb to Copper Tubing Industrial Compression Assembly Bulkhead





Part No.	Descr.	Prod. No.	A1
			"
⚠ G57350-0404	4MBT-4MFA-BKHD	7250-09515	1/4
⚠ G57350-0606	6MBT-6MFA-BKHD	7250-09525	3/8

⚠ **WARNING:** Cancer and Reproductive Harm - www.P65Warnings.ca.gov

Mini-Barb Union





Part No.	Descr.	Prod. No.	A1	A2
			"	"
⚠ G57400-0304	3MBT-4MBT	7250-09535	3/16	1/4
⚠ G57400-0404	4MBT-4MBT	7250-09545	1/4	1/4
⚠ G57400-0406	4MBT-6MBT	7250-09555	1/4	3/8
⚠ G57400-0606	6MBT-6MBT	7250-09565	3/8	3/8
⚠ G57400-0804	8MBT-4MBT	7250-09575	1/2	1/4
⚠ G57400-0806	8MBT-6MBT	7250-09585	1/2	3/8
⚠ G57400-0808	8MBT-8MBT	7250-09595	1/2	1/2

⚠ **WARNING:** Cancer and Reproductive Harm - www.P65Warnings.ca.gov

HOSE/CPLG. SELECTION
EQUIPMENT
HOSE SPECIFICATION
GLOBALSPIRAL COUPLINGS
STAINLESS STEEL SPIRAL COUPLINGS
MEGACRIMP COUPLINGS
STAINLESS STEEL BRAID COUPLINGS
POWER CRIMP COUPLINGS
FIELD ATTACHABLE - TYPE T COUPLINGS
FIELD ATTACHABLE - C5 COUPLINGS
FIELD ATTACHABLE - LOCK-ON COUPLINGS
C14 COUPLINGS & ASSEMBLIES
GLP & GL COUPLINGS
GLX COUPLINGS
PCTS THERMOPLASTIC COUPLINGS
POLARSEAL COUPLINGS (ACA, ACB, ACC)
POWER STEERING CPLGS. & TOC ASSEMBLIES
ADAPTERS
QUICK DISCONNECT COUPLERS
BALL VALVES
LIVE SWIVELS
ACCESSORIES
AIR BRAKE CPLGS. & ASSEMBLIES
KITS
BRASS

Mini-Barb Union - Long





Part No.	Descr.	Prod. No.	A1	A2
			"	"
⚠ G57401-0404	4MBT-4MBTL	7250-09605	1/4	1/4

⚠ **WARNING:** Cancer and Reproductive Harm - www.P65Warnings.ca.gov

Mini-Barb Union - 90°



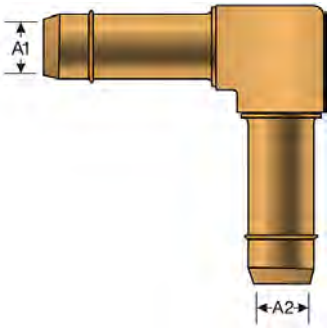

Part No.	Descr.	Prod. No.	A1	A2
			"	"
⚠ G57404-0404	4MBT-4MBT90	7250-09615	1/4	1/4
⚠ G57404-0606	6MBT-6MBT90	7250-09625	3/8	3/8
⚠ G57404-0808	8MBT-8MBT90	7250-09635	1/2	1/2

⚠ **WARNING:** Cancer and Reproductive Harm - www.P65Warnings.ca.gov

Mini-Barb Union - Tee



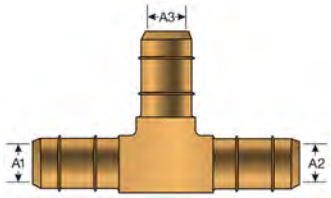

Part No.	Descr.	Prod. No.	A1	A2	A3
			"	"	"
⚠ G57452-0404	4MBT-4MBT-4MBT	7250-09645	1/4	1/4	1/4
⚠ G57452-0604	6MBT-6MBT-4MBT	7250-09655	3/8	3/8	1/4
⚠ G57452-0606	6MBT-6MBT-6MBT	7250-09665	3/8	3/8	3/8
⚠ G57452-0608	6MBT-8MBT-6MBT	7250-09675	3/8	1/2	3/8
⚠ G57452-0804	8MBT-8MBT-4MBT	7250-09685	1/2	1/2	1/4
⚠ G57452-0806	8MBT-8MBT-6MBT	7250-09695	1/2	1/2	3/8
⚠ G57452-0808	8MBT-8MBT-8MBT	7250-09705	1/2	1/2	1/2

⚠ **WARNING:** Cancer and Reproductive Harm - www.P65Warnings.ca.gov

HOSE/CPLG. SELECTION
EQUIPMENT
HOSE SPECIFICATION
GLOBALSPIRAL COUPLINGS
STAINLESS STEEL SPIRAL COUPLINGS
MEGACRIMP COUPLINGS
STAINLESS STEEL BRAID COUPLINGS
POWER CRIMP COUPLINGS
FIELD ATTACHABLE - TYPE T COUPLINGS
FIELD ATTACHABLE - C5 COUPLINGS
FIELD ATTACHABLE - LOCK-ON COUPLINGS
C14 COUPLINGS & ASSEMBLIES
GLP & GL COUPLINGS
GLX COUPLINGS
PCTS THERMOPLASTIC COUPLINGS
POLARSEAL COUPLINGS (ACA, ACB, ACC)
POWER STEERING CPLGS. & TOC ASSEMBLIES
ADAPTERS
QUICK DISCONNECT COUPLERS
BALL VALVES
LIVE SWIVELS
ACCESSORIES
AIR BRAKE CPLGS. & ASSEMBLIES
KITS
BRASS

HOSE/CPLG. SELECTION
EQUIPMENT
HOSE SPECIFICATION
GLOBALSPIRAL COUPLINGS
STAINLESS STEEL SPIRAL COUPLINGS
MEGACRIMP COUPLINGS
STAINLESS STEEL BRAID COUPLINGS
POWER CRIMP COUPLINGS
FIELD ATTACHABLE - TYPE T COUPLINGS
FIELD ATTACHABLE - C5 COUPLINGS
FIELD ATTACHABLE - LOCK-ON COUPLINGS
C14 COUPLINGS & ASSEMBLIES
GLP & GL COUPLINGS
GLX COUPLINGS
PCTS THERMOPLASTIC COUPLINGS
POLARSEAL COUPLINGS (ACA, ACB, ACC)
POWER STEERING CPLGS. & TOC ASSEMBLIES
ADAPTERS
QUICK DISCONNECT COUPLERS
BALL VALVES
LIVE SWIVELS
ACCESSORIES
AIR BRAKE CPLGS. & ASSEMBLIES
KITS
BRASS

Tube O.D. (in)	1/4	5/16	3/8	1/2
Thread Size	3/8-24	7/16-24	1/2-24	11/16-20

Recommended For: Hydraulic and pneumatic systems.

Used With: Polyvinylchloride and polyethylene tubing

Features and Benefits: Easy installation without any required tube flaring.

Conformance: Exclusive product design not requiring flaring.

Working Pressure: 200 psi (14 bar)

Temperature Range: -65°F to +250°F (-53° to +121°C)

Material: 360 Brass with plastic sleeve

Assembly Instructions:

1. Measure the tube and cut to the desired length. Ensure the tube is free from burrs and cut square.
2. Slide the nut and tube onto the sleeve.
3. Insert the tube and ensure it bottoms out on the seat of the fitting.
4. Hand tighten the fitting and place one mark on the nut.
5. Tighten with a wrench using the number of turns shown on the chart below.

Tube Size	Turns from Hand Tight
3/16	1-1/3
1/4	1-2/3
5/16	2-2/3
3/8	2

Tubing Sleeve



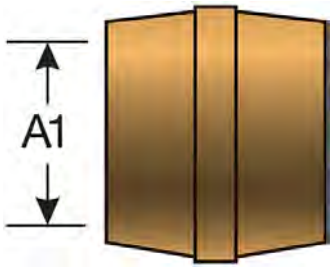

Part No.	Descr.	Prod. No.	A1 "	Standard Pack
⚠ G58050-0002	2TSI-PVC	7250-09715	1/8	5
⚠ G58050-0003	3TSI-PVC	7250-09725	3/16	5
⚠ G58050-0004	4TSI-PVC	7250-09735	1/4	5
⚠ G58050-0005	5TSI-PVC	7250-09745	5/16	1
⚠ G58050-0006	6TSI-PVC	7250-09755	3/8	1
⚠ G58050-0008	8TSI-PVC	7250-09765	1/2	1
⚠ G58050-0010	10TSI-PVC	7250-09775	5/8	1

⚠ **WARNING:** Cancer and Reproductive Harm - www.P65Warnings.ca.gov

Tubing Sleeve Nut



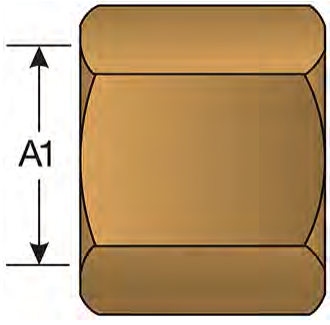

Part No.	Descr.	Prod. No.	A1 "	Standard Pack
⚠ G58060-0002	2TSN-PVC	7250-09805	1/8	5
⚠ G58060-0003	3TSN-PVC	7250-09815	3/16	5
⚠ G58060-0004	4TSN-PVC	7250-09825	1/4	5
⚠ G58060-0005	5TSN-PVC	7250-09835	5/16	1
⚠ G58060-0006	6TSN-PVC	7250-09845	3/8	1
⚠ G58060-0008	8TSN-PVC	7250-09855	1/2	1
⚠ G58060-0010	10TSN-PVC	7250-09865	5/8	1

⚠ **WARNING:** Cancer and Reproductive Harm - www.P65Warnings.ca.gov

HOSE/CPLG. SELECTION
EQUIPMENT
HOSE SPECIFICATION
GLOBALSPIRAL COUPLINGS
STAINLESS STEEL SPIRAL COUPLINGS
MEGACRIMP COUPLINGS
STAINLESS STEEL BRAID COUPLINGS
POWER CRIMP COUPLINGS
FIELD ATTACHABLE - TYPE T COUPLINGS
FIELD ATTACHABLE - C5 COUPLINGS
FIELD ATTACHABLE - LOCK-ON COUPLINGS
C14 COUPLINGS & ASSEMBLIES
GLP & GL COUPLINGS
GLX COUPLINGS
PCTS THERMOPLASTIC COUPLINGS
POLARSEAL COUPLINGS (ACA, ACB, ACC)
POWER STEERING CPLGS. & TOC ASSEMBLIES
ADAPTERS
QUICK DISCONNECT COUPLERS
BALL VALVES
LIVE SWIVELS
ACCESSORIES
AIR BRAKE CPLGS. & ASSEMBLIES
KITS
BRASS

Compression PVC to Male Pipe



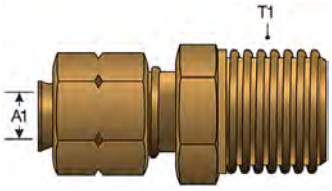

Part No.	Descr.	Prod. No.	A1 "	End Type 1	
⚠ G58100-0201	2PVC-1MP	7250-09875	1/8	MP	1/16-32
⚠ G58100-0202	2PVC-2MP	7250-09885	1/8	MP	1/8-27
⚠ G58100-0302	3PVC-2MP	7250-09895	3/16	MP	1/8-27
⚠ G58100-0304	3PVC-4MP	7250-09905	3/16	MP	1/4-27
⚠ G58100-0402	4PVC-2MP	7250-09915	1/4	MP	1/8-27
⚠ G58100-0404	4PVC-4MP	7250-09925	1/4	MP	1/4-18
⚠ G58100-0502	5PVC-2MP	7250-09935	5/16	MP	1/8-27
⚠ G58100-0504	5PVC-4MP	7250-09945	5/16	MP	1/4-18
⚠ G58100-0604	6PVC-4MP	7250-09955	3/8	MP	1/4-18
⚠ G58100-0606	6PVC-6MP	7250-09965	3/8	MP	3/8-18
⚠ G58100-0608	6PVC-8MP	7250-09975	3/8	MP	1/2-14
⚠ G58100-1212	12PVC-12MP	7250-09985	3/4	MP	3/4-14

⚠ **WARNING:** Cancer and Reproductive Harm - www.P65Warnings.ca.gov

Compression PVC to Male Pipe - 90°



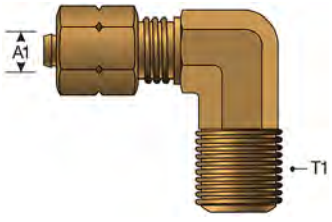

Part No.	Descr.	Prod. No.	A1 "	End Type 1	
⚠ G58104-0201	2PVC-1MP90	7250-09995	1/8	MP	1/16-32
⚠ G58104-0202	2PVC-2MP90	7250-10005	1/8	MP	1/8-27
⚠ G58104-0402	4PVC-2MP90	7250-10025	1/4	MP	1/8-27
⚠ G58104-0404	4PVC-4MP90	7250-10035	1/4	MP	1/4-18
⚠ G58104-0604	6PVC-4MP90	7250-10045	3/8	MP	1/4-18
⚠ G58104-0606	6PVC-6MP90	7250-10055	3/8	MP	3/8-18
⚠ G58104-0608	6PVC-8MP90	7250-10065	3/8	MP	1/2-14
⚠ G58104-0808	8PVC-8MP90	7250-10075	1/2	MP	1/2-14
⚠ G58104-1008	10PVC-8MP90	7250-10085	5/8	MP	1/2-14

⚠ **WARNING:** Cancer and Reproductive Harm - www.P65Warnings.ca.gov

Compression PVC Branch Tee to Male Pipe



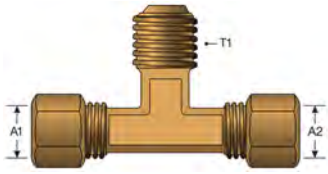

Part No.	Descr.	Prod. No.	A1 "	A2 "	End Type 1	
⚠ G58134-0402	4PVC-4PVC-2MP	7250-10095	1/4	1/4	MP	1/8-27
⚠ G58134-0604	6PVC-6PVC-4MP	7250-10105	3/8	3/8	MP	1/4-18
⚠ G58134-0806	8PVC-8PVC-6MP	7250-10115	1/2	1/2	MP	3/8-18

⚠ **WARNING:** Cancer and Reproductive Harm - www.P65Warnings.ca.gov

Compression PVC to Female Pipe





Part No.	Descr.	Prod. No.	A1 "	End Type 1	
⚠ G58150-0202	2PVC-2FP	7250-10125	1/8	FP	1/8-27
⚠ G58150-0402	4PVC-2FP	7250-10135	1/4	FP	1/8-27
⚠ G58150-0604	6PVC-4FP	7250-10145	3/8	FP	1/4-18

⚠ **WARNING:** Cancer and Reproductive Harm - www.P65Warnings.ca.gov

HOSE/CPLG. SELECTION
EQUIPMENT
HOSE SPECIFICATION
GLOBALSPIRAL COUPLINGS
STAINLESS STEEL SPIRAL COUPLINGS
MEGACRIMP COUPLINGS
STAINLESS STEEL BRAID COUPLINGS
POWER CRIMP COUPLINGS
FIELD ATTACHABLE - TYPE T COUPLINGS
FIELD ATTACHABLE - C5 COUPLINGS
FIELD ATTACHABLE - LOCK-ON COUPLINGS
C14 COUPLINGS & ASSEMBLIES
GLP & GL COUPLINGS
GLX COUPLINGS
PCTS THERMOPLASTIC COUPLINGS
POLARSEAL COUPLINGS (ACA, ACB, ACC)
POWER STEERING CPLGS. & TOC ASSEMBLIES
ADAPTERS
QUICK DISCONNECT COUPLERS
BALL VALVES
LIVE SWIVELS
ACCESSORIES
AIR BRAKE CPLGS. & ASSEMBLIES
KITS
BRASS

Compression PVC Union





Part No.	Descr.	Prod. No.	A1	A2
			"	"
⚠ G58400-0202	2PVC-2PVC	7250-10155	1/8	1/8
⚠ G58400-0303	3PVC-3PVC	7250-10165	3/16	3/16
⚠ G58400-0404	4PVC-4PVC	7250-10175	1/4	1/4
⚠ G58400-0505	5PVC-5PVC	7250-10185	5/16	5/16
⚠ G58400-0606	6PVC-6PVC	7250-10195	3/8	3/8
⚠ G58400-0808	8PVC-8PVC	7250-10205	1/2	1/2
⚠ G58400-1010	10PVC-10PVC	7250-10215	5/8	5/8

⚠ **WARNING:** Cancer and Reproductive Harm - www.P65Warnings.ca.gov

Pipe Size	1/16	1/8	1/4	3/8	1/2	3/4
Thread Size	1/16-27	1/8-27	1/4-18	3/8-18	1/2-14	3/4-14

Recommended For: Grease, refrigeration, and instrumentation.

Used With: Brass and steel tubing

Features and Benefits: A large range of sizes and configurations which covers most application needs.

Conformance: ASME, SAE

Working Pressure: 1,200 psi (82 bar)

Temperature Range: -65°F to +250°F (-53° to +121°C)

Material: 360 Brass

Assembly Instructions:

1. Align the threads and tighten 2-1/2 turns past hand tight.
2. If the connector states “Seal-A-Thread”, only tighten 2 turns past hand tight.

HOSE/CPLG. SELECTION
EQUIPMENT
HOSE SPECIFICATION
GLOBALSPIRAL COUPLINGS
STAINLESS STEEL SPIRAL COUPLINGS
MEGACRIMP COUPLINGS
STAINLESS STEEL BRAID COUPLINGS
POWER CRIMP COUPLINGS
FIELD ATTACHABLE - TYPE T COUPLINGS
FIELD ATTACHABLE - C5 COUPLINGS
FIELD ATTACHABLE - LOCK-ON COUPLINGS
C14 COUPLINGS & ASSEMBLIES
GLP & GL COUPLINGS
GLX COUPLINGS
PCTS THERMOPLASTIC COUPLINGS
POLARSEAL COUPLINGS (ACA, ACB, ACC)
POWER STEERING CPLGS. & TOC ASSEMBLIES
ADAPTERS
QUICK DISCONNECT COUPLERS
BALL VALVES
LIVE SWIVELS
ACCESSORIES
AIR BRAKE CPLGS. & ASSEMBLIES
KITS
BRASS

Female Pipe to Female Pipe Bulkhead



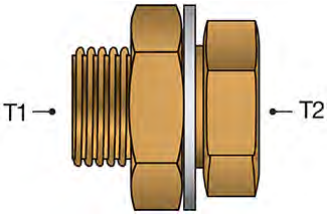

Part No.	Descr.	Prod. No.	End Type 1		End Type 2	
⚠ G33300-0202	2FP-2FPBKHD	7250-15615	FP	1/8-27	FP	1/8-27
⚠ G33300-0404	4FP-4FPBKHD	7250-03555	FP	1/4-18	FP	1/4-18
⚠ G33300-0606	6FP-6FPBKHD	7250-03565	FP	3/8-18	FP	3/8-18
⚠ G33300-0808	8FP-8FPBKHD	7250-03585	FP	1/2-14	FP	1/2-14

⚠ **WARNING:** Cancer and Reproductive Harm - www.P65Warnings.ca.gov

Male Pipe to Female Pipe Bulkhead Long



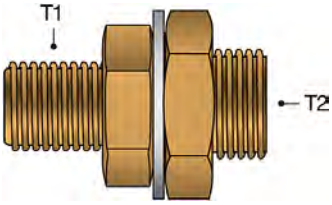

Part No.	Descr.	Prod. No.	End Type 1		End Type 2	
⚠ G33302-0804	8MP-4FPBKHDL	7250-03615	MP	1/2-14	FP	1/4-18

⚠ **WARNING:** Cancer and Reproductive Harm - www.P65Warnings.ca.gov

Male Pipe to Female Pipe Bulkhead



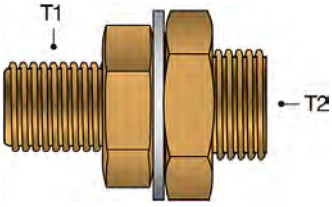

Part No.	Descr.	Prod. No.	End Type 1		End Type 2	
⚠ G33303-0806	8MP-6FPBKHD	7250-15625	MP	1/2-14	FP	3/8-18

⚠ **WARNING:** Cancer and Reproductive Harm - www.P65Warnings.ca.gov

Female Pipe Cap



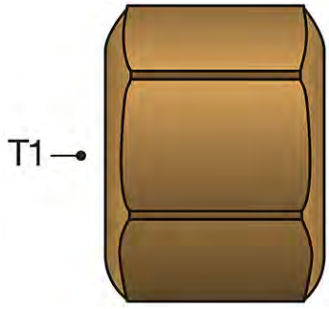

Part No.	Descr.	Prod. No.	End Type 1	
⚠ G60600-0002	2FPB-CAP	7250-10615	FP	1/8-27
⚠ G60600-0004	4FPB-CAP	7250-10625	FP	1/4-18
⚠ G60600-0006	6FPB-CAP	7250-10635	FP	3/8-18
⚠ G60600-0008	8FPB-CAP	7250-10645	FP	1/2-14
⚠ G60600-0012	12FPB-CAP	7250-16765	FP	3/4-14

⚠ **WARNING:** Cancer and Reproductive Harm - www.P65Warnings.ca.gov

Male Pipe Plug - Hex Head



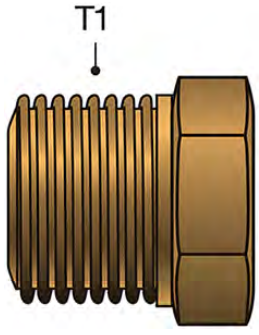

Part No.	Descr.	Prod. No.	End Type 1		Standard Pack
⚠ G60601-0001	1MPB-PLUG	7250-10655	MP	1/16-32	5
⚠ G60601-0002	2MPB-PLUG	7250-10665	MP	1/8-27	5
⚠ G60601-0004	4MPB-PLUG	7250-10675	MP	1/4-18	1
⚠ G60601-0006	6MPB-PLUG	7250-10685	MP	3/8-18	1
⚠ G60601-0008	8MPB-PLUG	7250-10695	MP	1/2-14	1
⚠ G60601-0012	12MPB-PLUG	7250-10705	MP	3/4-14	1

⚠ **WARNING:** Cancer and Reproductive Harm - www.P65Warnings.ca.gov

HOSE/CPLG. SELECTION
EQUIPMENT
HOSE SPECIFICATION
GLOBALSPIRAL COUPLINGS
STAINLESS STEEL SPIRAL COUPLINGS
MEGACRIMP COUPLINGS
STAINLESS STEEL BRAID COUPLINGS
POWER CRIMP COUPLINGS
FIELD ATTACHABLE - TYPE T COUPLINGS
FIELD ATTACHABLE - C5 COUPLINGS
FIELD ATTACHABLE - LOCK-ON COUPLINGS
C14 COUPLINGS & ASSEMBLIES
GLP & GL COUPLINGS
GLX COUPLINGS
PCTS THERMOPLASTIC COUPLINGS
POLARSEAL COUPLINGS (ACA, ACB, ACC)
POWER STEERING CPLGS. & TOC ASSEMBLIES
ADAPTERS
QUICK DISCONNECT COUPLERS
BALL VALVES
LIVE SWIVELS
ACCESSORIES
AIR BRAKE CPLGS. & ASSEMBLIES
KITS
BRASS

Male Pipe Plug - Square Head



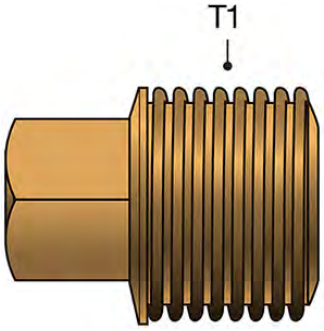

Part No.	Descr.	Prod. No.	End Type 1		Standard Pack
⚠ G60602-0002	2MPB-PLUG SQ HEAD	7250-10715	MP	1/8-27	5
⚠ G60602-0004	4MPB-PLUG SQ HEAD	7250-10725	MP	1/4-18	5
⚠ G60602-0006	6MPB-PLUG SQ HEAD	7250-10735	MP	3/8-18	1
⚠ G60602-0008	8MPB-PLUG SQ HEAD	7250-10745	MP	1/2-14	1
⚠ G60602-0012	12MPB-PLUG SQ HEAD	7250-10755	MP	3/4-14	1

⚠ **WARNING:** Cancer and Reproductive Harm - www.P65Warnings.ca.gov

Male Pipe Plug - Hex Key Head





Part No.	Descr.	Prod. No.	End Type 1		Standard Pack
⚠ G60603-0001	1MPB-PLUG HK HEAD	7250-10765	MP	1/16-32	5
⚠ G60603-0002	2MPB-PLUG HK HEAD	7250-10775	MP	1/8-27	5
⚠ G60603-0004	4MPB-PLUG HK HEAD	7250-10785	MP	1/4-18	1
⚠ G60603-0006	6MPB-PLUG HK HEAD	7250-10795	MP	3/8-18	1
⚠ G60603-0008	8MPB-PLUG HK HEAD	7250-10805	MP	1/2-14	1

⚠ **WARNING:** Cancer and Reproductive Harm - www.P65Warnings.ca.gov

Male Pipe Plug - Slotted Head





Part No.	Descr.	Prod. No.	End Type 1		Standard Pack
⚠ G60604-0002	2MPB-PLUG-SL	7250-10815	MP	1/8-27	5
⚠ G60604-0004	4MPB-PLUG-SL	7250-10825	MP	1/4-18	5
⚠ G60604-0006	6MPB-PLUG-SL	7250-10835	MP	3/8-18	1

⚠ **WARNING:** Cancer and Reproductive Harm - www.P65Warnings.ca.gov

Male Pipe to Male Pipe Hex Nipple



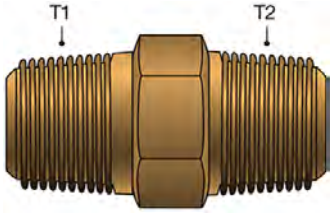

Part No.	Descr.	Prod. No.	End Type 1		End Type 2	
⚠ G60605-0101	1MP-1MP	7250-18755	MP	1/16-32	MP	1/16-32
⚠ G60605-0102	1MP-2MPB	7250-10845	MP	1/16-32	MP	1/8-27
⚠ G60605-0202	2MP-2MPB	7250-10855	MP	1/8-27	MP	1/8-27
⚠ G60605-0204	2MP-4MPB	7250-10865	MP	1/8-27	MP	1/4-18
⚠ G60605-0206	2MP-6MPB	7250-10875	MP	1/8-27	MP	3/8-18
⚠ G60605-0404	4MP-4MPB	7250-10885	MP	1/4-18	MP	1/4-18
⚠ G60605-0406	4MP-6MPB	7250-10895	MP	1/4-18	MP	3/8-18
⚠ G60605-0408	4MP-8MPB	7250-16775	MP	1/4-18	MP	1/2-14
⚠ G60605-0606	6MP-6MPB	7250-10905	MP	3/8-18	MP	3/8-18
⚠ G60605-0608	6MP-8MPB	7250-16785	MP	3/8-18	MP	1/2-14
⚠ G60605-0808	8MP-8MPB	7250-10915	MP	1/2-14	MP	1/2-14
⚠ G60605-0812	8MP-12MPB	7250-16795	MP	1/2-14	MP	3/4-14
⚠ G60605-1212	12MP-12MPB	7250-10925	MP	3/4-14	MP	3/4-14

⚠ **WARNING:** Cancer and Reproductive Harm - www.P65Warnings.ca.gov

HOSE/CPLG. SELECTION
EQUIPMENT
HOSE SPECIFICATION
GLOBALSPIRAL COUPLINGS
STAINLESS STEEL SPIRAL COUPLINGS
MEGACRIMP COUPLINGS
STAINLESS STEEL BRAID COUPLINGS
POWER CRIMP COUPLINGS
FIELD ATTACHABLE - TYPE T COUPLINGS
FIELD ATTACHABLE - C5 COUPLINGS
FIELD ATTACHABLE - LOCK-ON COUPLINGS
C14 COUPLINGS & ASSEMBLIES
GLP & GL COUPLINGS
GLX COUPLINGS
PCTS THERMOPLASTIC COUPLINGS
POLARSEAL COUPLINGS (ACA, ACB, ACC)
POWER STEERING CPLGS. & TOC ASSEMBLIES
ADAPTERS
QUICK DISCONNECT COUPLERS
BALL VALVES
LIVE SWIVELS
ACCESSORIES
AIR BRAKE CPLGS. & ASSEMBLIES
KITS
BRASS

Male Pipe to Male Pipe Close Short Nipple



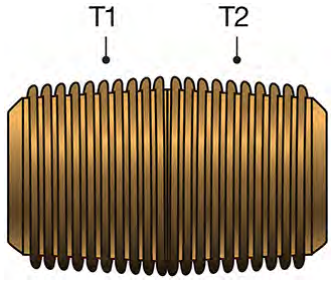

Part No.	Descr.	Prod. No.	End Type 1		End Type 2	
⚠ G60606-0202	2MP-2MPB-CNS	7250-10935	MP	1/8-27	MP	1/8-27
⚠ G60606-0404	4MP-4MPB-CNS	7250-10945	MP	1/4-18	MP	1/4-18
⚠ G60606-0606	6MP-6MPB-CNS	7250-10955	MP	3/8-18	MP	3/8-18
⚠ G60606-0808	8MP-8MPB-CNS	7250-10965	MP	1/2-14	MP	1/2-14
⚠ G60606-1212	12MP-12MPB-CNS	7250-10975	MP	3/4-14	MP	3/4-14

⚠ **WARNING:** Cancer and Reproductive Harm - www.P65Warnings.ca.gov

Male Pipe to Male Pipe Long Nipple



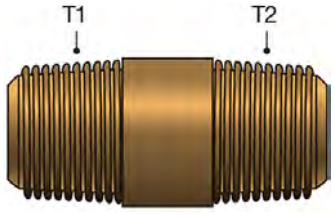

Part No.	Descr.	Prod. No.	End Type 1		End Type 2	
⚠ G60607-0202	2MP-2MPB-CNL	7250-10985	MP	1/8-27	MP	1/8-27
⚠ G60607-0404	4MP-4MPB-CNL	7250-10995	MP	1/4-18	MP	1/4-18
⚠ G60607-0606	6MP-6MPB-CNL	7250-11005	MP	3/8-18	MP	3/8-18

⚠ **WARNING:** Cancer and Reproductive Harm - www.P65Warnings.ca.gov

Male Pipe to Male Pipe Extra Long Nipple





Part No.	Descr.	Prod. No.	End Type 1		End Type 2	
⚠ G60608-0202	2MP-2MPB-CNXL	7250-11015	MP	1/8-27	MP	1/8-27
⚠ G60608-0404	4MP-4MPB-CNXL	7250-11025	MP	1/4-18	MP	1/4-18
⚠ G60608-0606	6MP-6MPB-CNXL	7250-11035	MP	3/8-18	MP	3/8-18
⚠ G60608-0808	8MP-8MPB-CNXL	7250-11045	MP	1/2-14	MP	1/2-14
⚠ G60608-1212	12MP-12MPB-CNXL	7250-11055	MP	3/4-14	MP	3/4-14

⚠ **WARNING:** Cancer and Reproductive Harm - www.P65Warnings.ca.gov

Male Pipe NPTF to Male Pipe NPTF - 90°



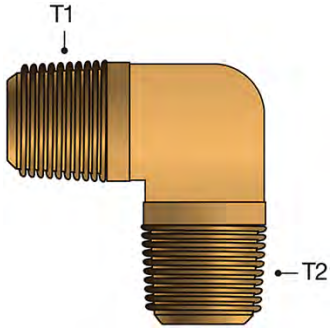

Part No.	Descr.	Prod. No.	End Type 1		End Type 2	
⚠ G60610-0202	2MP-2MPB90	7250-16805	MP	1/8-27	MP	1/8-27
⚠ G60610-0204	2MP-4MPB90	7250-16815	MP	1/8-27	MP	1/4-18
⚠ G60610-0206	2MP-6MPB90	7250-16825	MP	1/8-27	MP	3/8-18
⚠ G60610-0404	4MP-4MPB90	7250-16835	MP	1/4-18	MP	1/4-18
⚠ G60610-0406	4MP-6MPB90	7250-16845	MP	1/4-18	MP	3/8-18
⚠ G60610-0606	6MP-6MPB90	7250-16855	MP	3/8-18	MP	3/8-18
⚠ G60610-0608	6MP-8MPB90	7250-16865	MP	3/8-18	MP	1/2-14
⚠ G60610-0808	8MP-8MPB90	7250-16875	MP	1/2-14	MP	1/2-14

⚠ **WARNING:** Cancer and Reproductive Harm - www.P65Warnings.ca.gov

Male Pipe NPTF - Tee



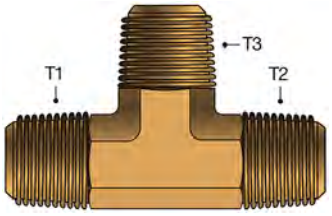

Part No.	Descr.	Prod. No.	End Type 1		End Type 2		End Type 3	
⚠ G60612-0202	2MP-2MP-2MPB	7250-16885	MP	1/8-27	MP	1/8-27	MP	1/8-27
⚠ G60612-0404	4MP-4MP-4MPB	7250-16895	MP	1/4-18	MP	1/4-18	MP	1/4-18
⚠ G60612-0606	6MP-6MP-6MPB	7250-16905	MP	3/8-18	MP	3/8-18	MP	3/8-18
⚠ G60612-0808	8MP-8MP-8MPB	7250-16915	MP	1/2-14	MP	1/2-14	MP	1/2-14
⚠ G60612-1212	12MP-12MP-12MPB	7250-16925	MP	3/4-14	MP	3/4-14	MP	3/4-14

⚠ **WARNING:** Cancer and Reproductive Harm - www.P65Warnings.ca.gov

Male Pipe to Female Pipe - Reducer



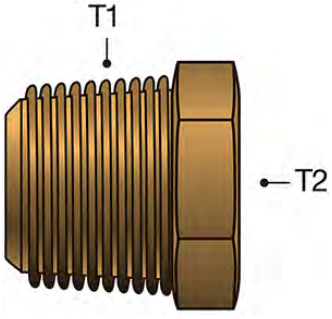

Part No.	Descr.	Prod. No.	End Type 1		End Type 2	
⚠ G60614-0402	4MP-2FPB	7250-11095	MP	1/4-18	FP	1/8-27
⚠ G60614-0602	6MP-2FPB	7250-11135	MP	3/8-18	FP	1/8-27
⚠ G60614-0604	6MP-4FPB	7250-11145	MP	3/8-18	FP	1/4-18
⚠ G60614-0802	8MP-2FPB	7250-11175	MP	1/2-14	FP	1/8-27
⚠ G60614-0804	8MP-4FPB	7250-11185	MP	1/2-14	FP	1/4-18
⚠ G60614-0806	8MP-6FPB	7250-11195	MP	1/2-14	FP	3/8-18
⚠ G60614-1206	12MP-6FPB	7250-11215	MP	3/4-14	FP	3/8-18
⚠ G60614-1208	12MP-8FPB	7250-11225	MP	3/4-14	FP	1/2-14

⚠ **WARNING:** Cancer and Reproductive Harm - www.P65Warnings.ca.gov

Male Pipe to Female Pipe - Long



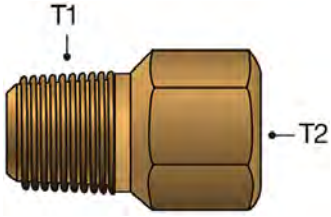

Part No.	Descr.	Prod. No.	End Type 1		End Type 2	
⚠ G60615-0102	1MP-2FPB-L	7250-11065	MP	1/16-32	FP	1/8-27
⚠ G60615-0202	2MP-2FPB-L	7250-11075	MP	1/8-27	FP	1/8-27
⚠ G60615-0204	2MP-4FPB-L	7250-11085	MP	1/8-27	FP	1/4-18
⚠ G60615-0206	2MP-6FPB-L	7250-16935	MP	1/8-27	FP	3/8-18
⚠ G60615-0404	4MP-4FPB-L	7250-11105	MP	1/4-18	FP	1/4-18
⚠ G60615-0406	4MP-6FPB-L	7250-11115	MP	1/4-18	FP	3/8-18
⚠ G60615-0408	4MP-8FPB-L	7250-11125	MP	1/4-18	FP	1/2-14
⚠ G60615-0606	6MP-6FPB-L	7250-11155	MP	3/8-18	FP	3/8-18
⚠ G60615-0608	6MP-8FPB-L	7250-11165	MP	3/8-18	FP	1/2-14
⚠ G60615-0808	8MP-8FPB-L	7250-16945	MP	1/2-14	FP	1/2-14
⚠ G60615-0812	8MP-12FPB-L	7250-11205	MP	1/2-14	FP	3/4-14
⚠ G60615-1212	12MP-12FPB-L	7250-16955	MP	3/4-14	FP	3/4-14

⚠ **WARNING:** Cancer and Reproductive Harm - www.P65Warnings.ca.gov

Male Pipe to Female Pipe - 45°



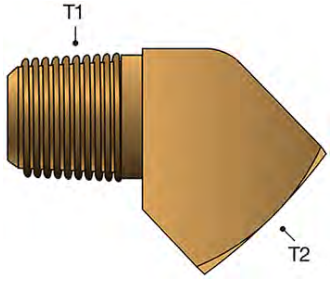

Part No.	Descr.	Prod. No.	End Type 1		End Type 2	
⚠ G60618-0202	2MP-2FP45	7250-11235	MP	1/8-27	FP	1/8-27
⚠ G60618-0404	4MP-4FP45	7250-11245	MP	1/4-18	FP	1/4-18
⚠ G60618-0606	6MP-6FP45	7250-11255	MP	3/8-18	FP	3/8-18
⚠ G60618-0808	8MP-8FP45	7250-11265	MP	1/2-14	FP	1/2-14

⚠ **WARNING:** Cancer and Reproductive Harm - www.P65Warnings.ca.gov

Male Pipe to Female Pipe - 90°



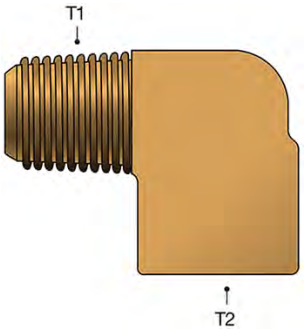

Part No.	Descr.	Prod. No.	End Type 1		End Type 2	
⚠ G60620-0101	1MP-1FPB90	7250-11285	MP	1/16-32	FP	1/16-32
⚠ G60620-0202	2MP-2FPB90	7250-11295	MP	1/8-27	FP	1/8-27
⚠ G60620-0204	2MP-4FPB90	7250-16965	MP	1/8-27	FP	1/4-18
⚠ G60620-0402	4MP-2FPB90	7250-11305	MP	1/4-18	FP	1/8-27
⚠ G60620-0404	4MP-4FPB90	7250-11315	MP	1/4-18	FP	1/4-18
⚠ G60620-0406	4MP-6FPB90	7250-16975	MP	1/4-18	FP	3/8-18
⚠ G60620-0604	6MP-4FPB90	7250-16985	MP	3/8-18	FP	1/4-18
⚠ G60620-0606	6MP-6FPB90	7250-11325	MP	3/8-18	FP	3/8-18
⚠ G60620-0608	6MP-8FPB90	7250-16995	MP	3/8-18	FP	1/2-14
⚠ G60620-0806	8MP-6FPB90	7250-17005	MP	1/2-14	FP	3/8-18
⚠ G60620-0808	8MP-8FPB90	7250-11335	MP	1/2-14	FP	1/2-14
⚠ G60620-1212	12MP-12FPB90	7250-11345	MP	3/4-14	FP	3/4-14

⚠ **WARNING:** Cancer and Reproductive Harm - www.P65Warnings.ca.gov

Male Pipe to Female Pipe to Male SAE 45° Flare - Split Run Tee



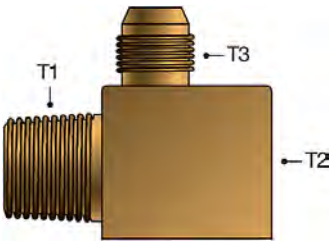

Part No.	Descr.	Prod. No.	End Type 1		End Type 2		End Type 3	
G60623-0203	2MP-2FP-3MS	7250-11355	MP	1/8-27	FP	1/8-27	MS	3/8 - 24

Female Pipe to Female Pipe



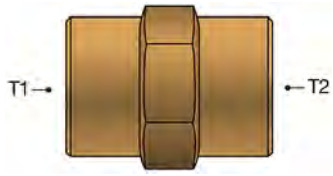

Part No.	Descr.	Prod. No.	End Type 1		End Type 2	
⚠ G60631-0101	1FP-1FPB	7250-12045	FP	1/16-32	FP	1/16-32
⚠ G60631-0202	2FP-2FPB	7250-12055	FP	1/8-27	FP	1/8-27
⚠ G60631-0402	4FP-2FPB	7250-12065	FP	1/4-18	FP	1/8-27
⚠ G60631-0404	4FP-4FPB	7250-12075	FP	1/4-18	FP	1/4-18
⚠ G60631-0602	6FP-2FPB	7250-12085	FP	3/8-18	FP	1/8-27
⚠ G60631-0604	6FP-4FPB	7250-12095	FP	3/8-18	FP	1/4-18
⚠ G60631-0606	6FP-6FPB	7250-12105	FP	3/8-18	FP	3/8-18
⚠ G60631-0806	8FP-6FPB	7250-12115	FP	1/2-14	FP	3/8-18
⚠ G60631-0808	8FP-8FPB	7250-12125	FP	1/2-14	FP	1/2-14
⚠ G60631-1208	12FP-8FPB	7250-17105	FP	3/4-14	FP	1/2-14
⚠ G60631-1212	12FP-12FPB	7250-12135	FP	3/4-14	FP	3/4-14

⚠ **WARNING:** Cancer and Reproductive Harm - www.P65Warnings.ca.gov

Female Pipe to Female Pipe Swivel Union



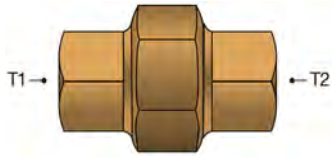

Part No.	Descr.	Prod. No.	End Type 1		End Type 2	
⚠ G60632-0202	2FP-2FPXB	7250-12145	FP	1/8-27	FPX	1/8-27
⚠ G60632-0404	4FP-4FPXB	7250-12155	FP	1/4-18	FPX	1/4-18
⚠ G60632-0606	6FP-6FPXB	7250-12165	FP	3/8-18	FPX	3/8-18
⚠ G60632-0808	8FP-8FPXB	7250-12175	FP	1/2-14	FPX	1/2-14
⚠ G60632-1212	12FP-12FPXB	7250-17125	FP	3/4-14	FPX	3/4-14

⚠ **WARNING:** Cancer and Reproductive Harm - www.P65Warnings.ca.gov

Male Pipe to Female Pipe - Restriction



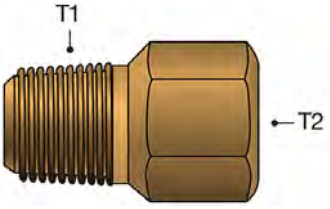

Part No.	Descr.	Prod. No.	End Type 1		End Type 2	
⚠ G60633-0202	2MP-2FPR	7250-18765	MP	1/8-27	FP	1/8-27

⚠ **WARNING:** Cancer and Reproductive Harm - www.P65Warnings.ca.gov

Female Pipe to Female Pipe - 45°





Part No.	Descr.	Prod. No.	End Type 1		End Type 2	
⚠ G60635-0202	2FP-2FPB45	7250-17135	FP	1/8-27	FP	1/8-27
⚠ G60635-0404	4FP-4FPB45	7250-17145	FP	1/4-18	FP	1/4-18
⚠ G60635-0606	6FP-6FPB45	7250-17155	FP	3/8-18	FP	3/8-18
⚠ G60635-0808	8FP-8FPB45	7250-17165	FP	1/2-14	FP	1/2-14

⚠ **WARNING:** Cancer and Reproductive Harm - www.P65Warnings.ca.gov

Female Pipe to Female Pipe - 90°



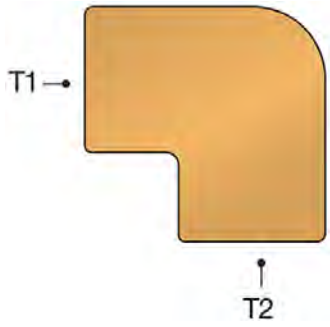

Part No.	Descr.	Prod. No.	End Type 1		End Type 2	
⚠ G60637-0202	2FP-2FPB90	7250-12235	FP	1/8-27	FP	1/8-27
⚠ G60637-0204	2FP-4FPB90	7250-17185	FP	1/8-27	FP	1/4-18
⚠ G60637-0404	4FP-4FPB90	7250-12245	FP	1/4-18	FP	1/4-18
⚠ G60637-0406	4FP-6FPB90	7250-17195	FP	1/4-18	FP	3/8-18
⚠ G60637-0606	6FP-6FPB90	7250-12255	FP	3/8-18	FP	3/8-18
⚠ G60637-0608	6FP-8FPB90	7250-17205	FP	3/8-18	FP	1/2-14
⚠ G60637-0808	8FP-8FPB90	7250-12265	FP	1/2-14	FP	1/2-14
⚠ G60637-1212	12FP-12FPB90	7250-12275	FP	3/4-14	FP	3/4-14

⚠ **WARNING:** Cancer and Reproductive Harm - www.P65Warnings.ca.gov

Female Pipe - Cross



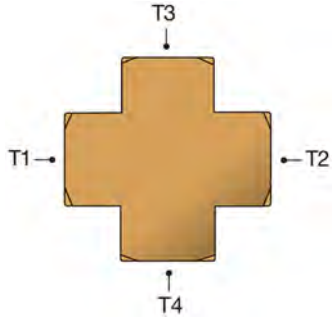

Part No.	Descr.	Prod. No.	End Type 1		End Type 2		End Type 3		End Type 4	
⚠ G60639-0202	2FP-2FP-2FP-2FPB	7250-12285	FP	1/8-27	FP	1/8-27	FP	1/8-27	FP	1/8-27
⚠ G60639-0404	4FP-4FP-4FP-4FPB	7250-12295	FP	1/4-18	FP	1/4-18	FP	1/4-18	FP	1/4-18
⚠ G60639-0606	6FP-6FP-6FP-6FPB	7250-12305	FP	3/8-18	FP	3/8-18	FP	3/8-18	FP	3/8-18
⚠ G60639-0808	8FP-8FP-8FP-8FPB	7250-12315	FP	1/2-14	FP	1/2-14	FP	1/2-14	FP	1/2-14
⚠ G60639-1212	12FP-12FP-12FP-12FPB	7250-12325	FP	3/4-14	FP	3/4-14	FP	3/4-14	FP	3/4-14

⚠ **WARNING:** Cancer and Reproductive Harm - www.P65Warnings.ca.gov

Female Pipe - Union Tee



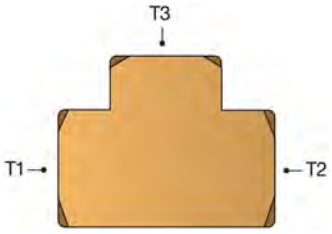

Part No.	Descr.	Prod. No.	End Type 1		End Type 2		End Type 3	
⚠ G60640-0202	2FP-2FP-2FPB	7250-12345	FP	1/8-27	FP	1/8-27	FP	1/8-27
⚠ G60640-0204	2FP-2FP-4FPB	7250-17215	FP	1/8-27	FP	1/8-27	FP	1/4-18
⚠ G60640-0402	4FP-4FP-2FPB	7250-17225	FP	1/4-18	FP	1/4-18	FP	1/8-27
⚠ G60640-0404	4FP-4FP-4FPB	7250-12355	FP	1/4-18	FP	1/4-18	FP	1/4-18
⚠ G60640-0604	6FP-6FP-4FPB	7250-17235	FP	3/8-18	FP	3/8-18	FP	1/4-18
⚠ G60640-0606	6FP-6FP-6FPB	7250-12365	FP	3/8-18	FP	3/8-18	FP	3/8-18
⚠ G60640-0806	8FP-8FP-6FPB	7250-17245	FP	1/2-14	FP	1/2-14	FP	3/8-18
⚠ G60640-0808	8FP-8FP-8FPB	7250-12375	FP	1/2-14	FP	1/2-14	FP	1/2-14
⚠ G60640-1208	12FP-12FP-8FPB	7250-17255	FP	3/4-14	FP	3/4-14	FP	1/2-14
⚠ G60640-1212	12FP-12FP-12FPB	7250-12385	FP	3/4-14	FP	3/4-14	FP	3/4-14

⚠ **WARNING:** Cancer and Reproductive Harm - www.P65Warnings.ca.gov

Male Pipe on Run Tee to Female Pipe



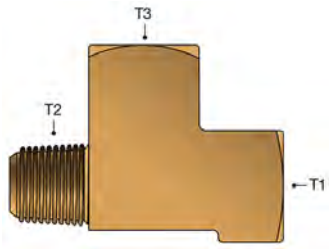

Part No.	Descr.	Prod. No.	End Type 1		End Type 2		End Type 3	
⚠ G60641-0202	2FP-2MP-2FPB	7250-12395	FP	1/8-27	MP	1/8-27	FP	1/8-27
⚠ G60641-0404	4FP-4MP-4FPB	7250-12405	FP	1/4-18	MP	1/4-18	FP	1/4-18
⚠ G60641-0606	6FP-6MP-6FPB	7250-12415	FP	3/8-18	MP	3/8-18	FP	3/8-18
⚠ G60641-0808	8FP-8MP-8FPB	7250-12425	FP	1/2-14	MP	1/2-14	FP	1/2-14
⚠ G60641-1212	12FP-12MP-12FPB	7250-12435	FP	3/4-14	MP	3/4-14	FP	3/4-14

⚠ **WARNING:** Cancer and Reproductive Harm - www.P65Warnings.ca.gov

Male Pipe Branch Tee to Female Pipe



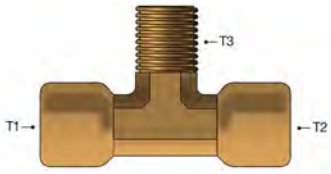

Part No.	Descr.	Prod. No.	End Type 1		End Type 2		End Type 3	
⚠ G60642-0202	2FP-2FP-2MPB	7250-12445	FP	1/8-27	FP	1/8-27	MP	1/8-27
⚠ G60642-0404	4FP-4FP-4MPB	7250-12455	FP	1/4-18	FP	1/4-18	MP	1/4-18
⚠ G60642-0606	6FP-6FP-6MPB	7250-12465	FP	3/8-18	FP	3/8-18	MP	3/8-18
⚠ G60642-0808	8FP-8FP-8MPB	7250-12475	FP	1/2-14	FP	1/2-14	MP	1/2-14
⚠ G60642-1212	12FP-12FP-12MPB	7250-12485	FP	3/4-14	FP	3/4-14	MP	3/4-14

⚠ **WARNING:** Cancer and Reproductive Harm - www.P65Warnings.ca.gov

ADAPTERS SAE FLARE

Tube O.D. (in)	1/8	3/16	1/4	5/16	3/8	7/16	1/2	5/8	3/4
Thread Size	5/16-28	3/8-24	7/16-24	1/2-20	5/8-18	11/16-18	3/4-18	7/8-18	1-1/16-16
PSI	2800	1900	1400	1200	1000	875	750	650	550

Recommended For: Air, fuel, oil, power steering, and water applications.

Used With: Copper, brass, aluminum, and flared steel tubing

Features and Benefits: Meets standard industry specifications; therefore, common tooling can quickly form the flared end on the tube to ensure a leak tight connection.

Conformance: ASME, SAE

Working Pressure: Up to 2,800 psi depending on the tube size. See chart above.

Temperature Range: -65°F to +250°F (-53° to +121°C)

Material: 360 Brass

Assembly Instructions:

1. Measure the desired length to be cut and mark the tube.
2. Cut the tube and ensure all burrs are removed and the ends are cut square.
3. Ensure the threaded end of the nut is facing out and slide the nut onto the tube.
4. Use a 45° flaring tool to flare the end of the tube. It is important to measure the flare diameter and to examine the flare for excessive thinning.
5. Lubricate the threads, assemble the connector body, and turn the nut until it is hand tight.
6. Using a wrench, tighten the assembly until a solid connection is felt and then apply a one-sixth turn.

Female SAE 45° Flare Cap



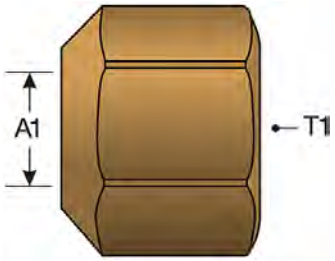

Part No.	Descr.	Prod. No.	A1 "	End Type 1	
⚠ G60643-0003	3FSCAP	7250-17265	3/16	FS	3/8 - 24
⚠ G60643-0004	4FSCAP	7250-17275	1/4	FS	7/16-20
⚠ G60643-0005	5FSCAP	7250-17285	5/16	FS	1/2-20
⚠ G60643-0006	6FSCAP	7250-17295	3/8	FS	5/8-18
⚠ G60643-0008	8FSCAP	7250-17305	1/2	FS	3/4-16
⚠ G60643-0010	10FSCAP	7250-17315	5/8	FS	7/8-14
⚠ G60643-0012	12FSCAP	7250-17325	3/4	FS	1 1/16-14

⚠ **WARNING:** Cancer and Reproductive Harm - www.P65Warnings.ca.gov

Male SAE Plug



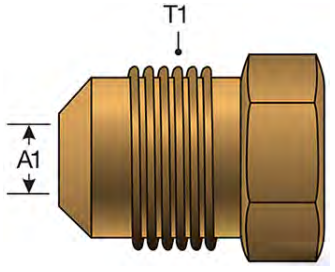

Part No.	Descr.	Prod. No.	A1 "	End Type 1	
⚠ G60644-0002	2MS-PLUG	7250-18775	1/8	MS	5/16-24
⚠ G60644-0003	3MS-PLUG	7250-17335	3/16	MS	3/8 - 24
⚠ G60644-0004	4MS-PLUG	7250-17345	1/4	MS	7/16-20
⚠ G60644-0005	5MS-PLUG	7250-17355	5/16	MS	1/2-20
⚠ G60644-0006	6MS-PLUG	7250-17365	3/8	MS	5/8-18
⚠ G60644-0008	8MS-PLUG	7250-17375	1/2	MS	3/4-16
⚠ G60644-0010	10MS-PLUG	7250-17385	5/8	MS	7/8-14
⚠ G60644-0012	12MS-PLUG	7250-17395	3/4	MS	1 1/16-14

⚠ **WARNING:** Cancer and Reproductive Harm - www.P65Warnings.ca.gov

HOSE/CPLG. SELECTION
EQUIPMENT
HOSE SPECIFICATION
GLOBALSPIRAL COUPLINGS
STAINLESS STEEL SPIRAL COUPLINGS
MEGACRIMP COUPLINGS
STAINLESS STEEL BRAID COUPLINGS
POWER CRIMP COUPLINGS
FIELD ATTACHABLE - TYPE T COUPLINGS
FIELD ATTACHABLE - C5 COUPLINGS
FIELD ATTACHABLE - LOCK-ON COUPLINGS
C14 COUPLINGS & ASSEMBLIES
GLP & GL COUPLINGS
GLX COUPLINGS
PCTS THERMOPLASTIC COUPLINGS
POLARSEAL COUPLINGS (ACA, ACB, ACC)
POWER STEERING CPLGS. & TOC ASSEMBLIES
ADAPTERS
QUICK DISCONNECT COUPLERS
BALL VALVES
LIVE SWIVELS
ACCESSORIES
AIR BRAKE CPLGS. & ASSEMBLIES
KITS
BRASS

Male SAE 45° Flare to Male SAE 45° Flare



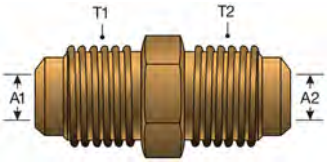

Part No.	Descr.	Prod. No.	A1 "	A2 "	End Type 1		End Type 2	
⚠ G60645-0202	2MS-2MS	7250-12495	1/8	1/8	MS	5/16-24	MS	5/16-24
⚠ G60645-0303	3MS-3MS	7250-12505	3/16	3/16	MS	3/8 - 24	MS	3/8 - 24
⚠ G60645-0403	4MS-3MS	7250-17405	1/4	3/16	MS	7/16-20	MS	3/8 - 24
⚠ G60645-0404	4MS-4MS	7250-12515	1/4	1/4	MS	7/16-20	MS	7/16-20
⚠ G60645-0504	5MS-4MS	7250-17415	5/16	1/4	MS	1/2-20	MS	7/16-20
⚠ G60645-0505	5MS-5MS	7250-12525	5/16	5/16	MS	1/2-20	MS	1/2-20
⚠ G60645-0604	6MS-4MS	7250-17425	3/8	1/4	MS	5/8-18	MS	7/16-20
⚠ G60645-0605	6MS-5MS	7250-17435	3/8	5/16	MS	5/8-18	MS	1/2-20
⚠ G60645-0606	6MS-6MS	7250-12535	3/8	3/8	MS	5/8-18	MS	5/8-18
⚠ G60645-0804	8MS-4MS	7250-17445	1/2	1/4	MS	3/4-16	MS	7/16-20
⚠ G60645-0806	8MS-6MS	7250-17455	1/2	3/8	MS	3/4-16	MS	5/8-18
⚠ G60645-0808	8MS-8MS	7250-12545	1/2	1/2	MS	3/4-16	MS	3/4-16
⚠ G60645-1006	10MS-6MS	7250-17465	5/8	3/8	MS	7/8-14	MS	5/8-18
⚠ G60645-1008	10MS-8MS	7250-17475	5/8	1/2	MS	7/8-14	MS	3/4-16
⚠ G60645-1010	10MS-10MS	7250-12555	5/8	5/8	MS	7/8-14	MS	7/8-14
⚠ G60645-1208	12MS-8MS	7250-17485	3/4	1/2	MS	1 1/16-14	MS	3/4-16
⚠ G60645-1210	12MS-10MS	7250-17495	3/4	5/8	MS	1 1/16-14	MS	7/8-14
⚠ G60645-1212	12MS-12MS	7250-12565	3/4	3/4	MS	1 1/16-14	MS	1 1/16-14

⚠ **WARNING:** Cancer and Reproductive Harm - www.P65Warnings.ca.gov

Male SAE 45° Flare to Male SAE 45° Flare - 90°



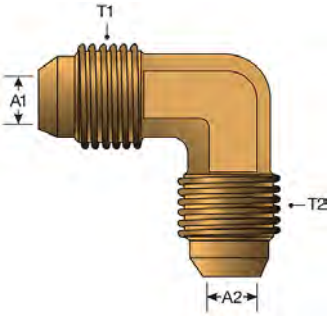

Part No.	Descr.	Prod. No.	A1 "	A2 "	End Type 1		End Type 2	
⚠ G60648-0202	2MS-2MS90	7250-17505	1/8	1/8	MS	5/16-24	MS	5/16-24
⚠ G60648-0404	4MS-4MS90	7250-12575	1/4	1/4	MS	7/16-20	MS	7/16-20

⚠ **WARNING:** Cancer and Reproductive Harm - www.P65Warnings.ca.gov

Parts Continued On Next Page

Male SAE 45° Flare to Male SAE 45° Flare - 90° - Continued

Part No.	Descr.	Prod. No.	A1 "	A2 "	End Type 1		End Type 2	
⚠ G60648-0505	5MS-5MS90	7250-12585	5/16	5/16	MS	1/2-20	MS	1/2-20
⚠ G60648-0604	6MS-4MS90	7250-17515	3/8	1/4	MS	5/8-18	MS	7/16-20
⚠ G60648-0605	6MS-5MS90	7250-17525	3/8	5/16	MS	5/8-18	MS	1/2-20
⚠ G60648-0606	6MS-6MS90	7250-12595	3/8	3/8	MS	5/8-18	MS	5/8-18
⚠ G60648-0804	8MS-4MS90	7250-17535	1/2	1/4	MS	3/4-16	MS	7/16-20
⚠ G60648-0808	8MS-8MS90	7250-12605	1/2	1/2	MS	3/4-16	MS	3/4-16
⚠ G60648-1006	10MS-6MS90	7250-17555	5/8	3/8	MS	7/8-14	MS	5/8-18
⚠ G60648-1008	10MS-8MS90	7250-17565	5/8	1/2	MS	7/8-14	MS	3/4-16
⚠ G60648-1010	10MS-10MS90	7250-12615	5/8	5/8	MS	7/8-14	MS	7/8-14
⚠ G60648-1210	12MS-10MS90	7250-17585	3/4	5/8	MS	1 1/16-14	MS	7/8-14
⚠ G60648-1212	12MS-12MS90	7250-17595	3/4	3/4	MS	1 1/16-14	MS	1 1/16-14

⚠ **WARNING:** Cancer and Reproductive Harm - www.P65Warnings.ca.gov

Male SAE 45° Flare to Male Pipe



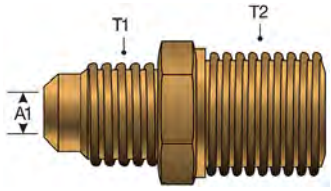

Part No.	Descr.	Prod. No.	A1 "	End Type 1		End Type 2	
⚠ G60650-0202	2MS-2MP	7250-12625	1/8	MS	5/16-24	MP	1/8-27
⚠ G60650-0302	3MS-2MP	7250-12635	3/16	MS	3/8 - 24	MP	1/8-27
⚠ G60650-0402	4MS-2MP	7250-12645	1/4	MS	7/16-20	MP	1/8-27
⚠ G60650-0404	4MS-4MP	7250-12655	1/4	MS	7/16-20	MP	1/4-18
⚠ G60650-0406	4MS-6MP	7250-18525	1/4	MS	7/16-20	MP	3/8-18
⚠ G60650-0408	4MS-8MP	7250-18535	1/4	MS	7/16-20	MP	1/2-14
⚠ G60650-0502	5MS-2MP	7250-12665	5/16	MS	1/2-20	MP	1/8-27
⚠ G60650-0504	5MS-4MP	7250-12675	5/16	MS	1/2-20	MP	1/4-18
⚠ G60650-0506	5MS-6MP	7250-18545	5/16	MS	1/2-20	MP	3/8-18
⚠ G60650-0602	6MS-2MP	7250-12685	3/8	MS	5/8-18	MP	1/8-27
⚠ G60650-0604	6MS-4MP	7250-12695	3/8	MS	5/8-18	MP	1/4-18
⚠ G60650-0606	6MS-6MP	7250-12705	3/8	MS	5/8-18	MP	3/8-18
⚠ G60650-0608	6MS-8MP	7250-12715	3/8	MS	5/8-18	MP	1/2-14
⚠ G60650-0704	7MS-4MP	7250-12725	7/16	MS	11/16-16	MP	1/4-18
⚠ G60650-0804	8MS-4MP	7250-12735	1/2	MS	3/4-16	MP	1/4-18
⚠ G60650-0806	8MS-6MP	7250-12745	1/2	MS	3/4-16	MP	3/8-18
⚠ G60650-0808	8MS-8MP	7250-12755	1/2	MS	3/4-16	MP	1/2-14
⚠ G60650-0812	8MS-12MP	7250-18555	1/2	MS	3/4-16	MP	3/4-14
⚠ G60650-1006	10MS-6MP	7250-12765	5/8	MS	7/8-14	MP	3/8-18
⚠ G60650-1008	10MS-8MP	7250-12775	5/8	MS	7/8-14	MP	1/2-14
⚠ G60650-1012	10MS-12MP	7250-18565	5/8	MS	7/8-14	MP	3/4-14
⚠ G60650-1208	12MS-8MP	7250-12785	3/4	MS	1 1/16-14	MP	1/2-14

⚠ **WARNING:** Cancer and Reproductive Harm - www.P65Warnings.ca.gov

Parts Continued On Next Page

Male SAE 45° Flare to Male Pipe - Continued

Part No.	Descr.	Prod. No.	A1 "	End Type 1		End Type 2	
⚠ G60650-1212	12MS-12MP	7250-12795	3/4	MS	1 1/16-14	MP	3/4-14

⚠ **WARNING:** Cancer and Reproductive Harm - www.P65Warnings.ca.gov

Male SAE 45° Flare to Male Pipe - 45°



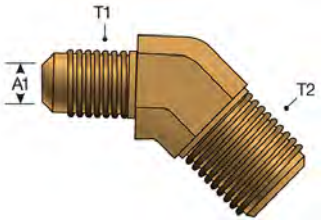

Part No.	Descr.	Prod. No.	A1 "	End Type 1		End Type 2	
⚠ G60652-0402	4MS-2MP45	7250-12805	1/4	MS	7/16-20	MP	1/8-27
⚠ G60652-0404	4MS-4MP45	7250-12815	1/4	MS	7/16-20	MP	1/4-18
⚠ G60652-0502	5MS-2MP45	7250-12825	5/16	MS	1/2-20	MP	1/8-27
⚠ G60652-0504	5MS-4MP45	7250-12835	5/16	MS	1/2-20	MP	1/4-18
⚠ G60652-0604	6MS-4MP45	7250-12845	3/8	MS	5/8-18	MP	1/4-18
⚠ G60652-0606	6MS-6MP45	7250-12855	3/8	MS	5/8-18	MP	3/8-18
⚠ G60652-0608	6MS-8MP45	7250-17605	3/8	MS	5/8-18	MP	1/2-14
⚠ G60652-0806	8MS-6MP45	7250-12875	1/2	MS	3/4-16	MP	3/8-18
⚠ G60652-0808	8MS-8MP45	7250-12885	1/2	MS	3/4-16	MP	1/2-14
⚠ G60652-1006	10MS-6MP45	7250-12865	5/8	MS	7/8-14	MP	3/8-18
⚠ G60652-1008	10MS-8MP45	7250-12895	5/8	MS	7/8-14	MP	1/2-14
⚠ G60652-1208	12MS-8MP45	7250-17615	3/4	MS	1 1/16-14	MP	1/2-14
⚠ G60652-1212	12MS-12MP45	7250-12905	3/4	MS	1 1/16-14	MP	3/4-14

⚠ **WARNING:** Cancer and Reproductive Harm - www.P65Warnings.ca.gov

Male SAE 45° Flare to Male Pipe - 90°



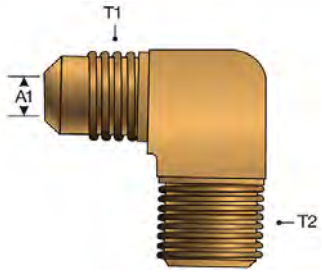

Part No.	Descr.	Prod. No.	A1 "	End Type 1		End Type 2	
⚠ G60654-0202	2MS-2MP90	7250-12915	1/8	MS	5/16-24	MP	1/8-27
⚠ G60654-0302	3MS-2MP90	7250-12925	3/16	MS	3/8 - 24	MP	1/8-27
⚠ G60654-0402	4MS-2MP90	7250-12935	1/4	MS	7/16-20	MP	1/8-27
⚠ G60654-0404	4MS-4MP90	7250-12945	1/4	MS	7/16-20	MP	1/4-18
⚠ G60654-0406	4MS-6MP90	7250-12955	1/4	MS	7/16-20	MP	3/8-18
⚠ G60654-0502	5MS-2MP90	7250-12965	5/16	MS	1/2-20	MP	1/8-27
⚠ G60654-0504	5MS-4MP90	7250-12975	5/16	MS	1/2-20	MP	1/4-18
⚠ G60654-0506	5MS-6MP90	7250-17625	5/16	MS	1/2-20	MP	5/8-18
⚠ G60654-0602	6MS-2MP90	7250-12985	3/8	MS	5/8-18	MP	1/8-27
⚠ G60654-0604	6MS-4MP90	7250-12995	3/8	MS	5/8-18	MP	1/4-18
⚠ G60654-0606	6MS-6MP90	7250-13005	3/8	MS	5/8-18	MP	3/8-18
⚠ G60654-0607	6MS-7MP90	7250-13015	3/8	MS	11/16-16	MP	3/8-18
⚠ G60654-0608	6MS-8MP90	7250-13025	3/8	MS	5/8-18	MP	1/2-14
⚠ G60654-0612	6MS-12MP90	7250-18575	3/8	MS	5/8-18	MP	3/4-14
⚠ G60654-0804	8MS-4MP90	7250-13035	1/2	MS	3/4-16	MP	1/4-18
⚠ G60654-0806	8MS-6MP90	7250-13045	1/2	MS	3/4-16	MP	3/8-18
⚠ G60654-0808	8MS-8MP90	7250-13055	1/2	MS	3/4-16	MP	1/2-14
⚠ G60654-0812	8MS-12MP90	7250-18495	1/2	MS	3/4-16	MP	3/4-14
⚠ G60654-1006	10MS-6MP90	7250-13065	5/8	MS	7/8-14	MP	3/8-18
⚠ G60654-1008	10MS-8MP90	7250-13075	5/8	MS	7/8-14	MP	1/2-14
⚠ G60654-1012	10MS-12MP90	7250-18585	5/8	MS	7/8-14	MP	3/4-14
⚠ G60654-1208	12MS-8MP90	7250-13085	3/4	MS	1 1/16-14	MP	1/2-14
⚠ G60654-1212	12MS-12MP90	7250-13095	3/4	MS	1 1/16-14	MP	3/4-14

⚠ **WARNING:** Cancer and Reproductive Harm - www.P65Warnings.ca.gov

HOSE/CPLG. SELECTION
EQUIPMENT
HOSE SPECIFICATION
GLOBALSPIRAL COUPLINGS
STAINLESS STEEL SPIRAL COUPLINGS
MEGACRIMP COUPLINGS
STAINLESS STEEL BRAID COUPLINGS
POWER CRIMP COUPLINGS
FIELD ATTACHABLE - TYPE T COUPLINGS
FIELD ATTACHABLE - C5 COUPLINGS
FIELD ATTACHABLE - LOCK-ON COUPLINGS
C14 COUPLINGS & ASSEMBLIES
GLP & GL COUPLINGS
GLX COUPLINGS
PCTS THERMOPLASTIC COUPLINGS
POLARSEAL COUPLINGS (ACA, ACB, ACC)
POWER STEERING CPLGS. & TOC ASSEMBLIES
ADAPTERS
QUICK DISCONNECT COUPLERS
BALL VALVES
LIVE SWIVELS
ACCESSORIES
AIR BRAKE CPLGS. & ASSEMBLIES
KITS
BRASS

Male SAE 45° Flare Run Tee to Male Pipe



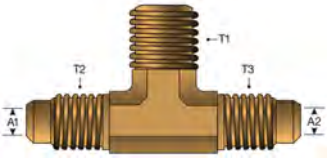

Part No.	Descr.	Prod. No.	A1 "	A2 "	End Type 1		End Type 2		End Type 3	
⚠ G60657-0202	2MS-2MS-2MP	7250-17635	1/8	1/8	MS	3/16-24	MS	3/16-24	MP	1/8-27
⚠ G60657-0302	3MS-3MS-2MP	7250-13105	3/16	3/16	MS	3/8 - 24	MS	3/8 - 24	MP	1/8-27
⚠ G60657-0402	4MS-4MS-2MP	7250-13115	1/4	1/4	MS	7/16-20	MS	7/16-20	MP	1/8-27
⚠ G60657-0404	4MS-4MS-4MP	7250-13125	1/4	1/4	MS	7/16-20	MS	7/16-20	MP	1/4-18
⚠ G60657-0406	4MS-4MS-6MP	7250-17645	1/4	1/4	MS	7/16-20	MS	7/16-20	MP	3/8-18
⚠ G60657-0408	4MS-4MS-8MP	7250-17655	1/4	1/4	MS	7/16-20	MS	7/16-20	MP	1/2-14
⚠ G60657-0502	5MS-5MS-2MP	7250-13135	5/16	5/16	MS	1/2-20	MS	1/2-20	MP	1/4-27
⚠ G60657-0504	5MS-5MS-4MP	7250-13145	5/16	5/16	MS	1/2-20	MS	1/2-20	MP	1/4-18
⚠ G60657-0602	6MS-6MS-2MP	7250-17665	3/8	3/8	MS	5/8-18	MS	5/8-18	MP	1/8-27
⚠ G60657-0604	6MS-6MS-4MP	7250-13155	3/8	3/8	MS	5/8-18	MS	5/8-18	MP	1/4-18
⚠ G60657-0606	6MS-6MS-6MP	7250-13165	3/8	3/8	MS	5/8-18	MS	5/8-18	MP	3/8-18
⚠ G60657-0608	6MS-6MS-8MP	7250-17675	3/8	3/8	MS	5/8-18	MS	5/8-18	MP	1/2-14
⚠ G60657-0804	8MS-8MS-4MP	7250-17685	1/2	1/2	MS	3/4-16	MS	3/4-16	MP	1/4-18
⚠ G60657-0806	8MS-8MS-6MP	7250-13175	1/2	1/2	MS	3/4-16	MS	3/4-16	MP	3/8-18
⚠ G60657-0808	8MS-8MS-8MP	7250-13185	1/2	1/2	MS	3/4-16	MS	3/4-16	MP	1/2-14
⚠ G60657-0812	8MS-8MS-12MP	7250-17695	1/2	1/2	MS	3/4-16	MS	3/4-16	MP	3/4-14
⚠ G60657-1008	10MS-10MS-8MP	7250-13195	5/8	5/8	MS	7/8-14	MS	7/8-14	MP	1/2-14
⚠ G60657-1012	10MS-10MS-12MP	7250-17705	5/8	5/8	MS	7/8-14	MS	7/8-14	MP	3/4-14
⚠ G60657-1208	12MS-12MS-8MP	7250-17715	3/4	3/4	MS	1 1/16-14	MS	1 1/16-14	MP	1/2-14
⚠ G60657-1212	12MS-12MS-12MP	7250-13215	3/4	3/4	MS	1 1/16-14	MS	1 1/16-14	MP	3/4-14

⚠ **WARNING:** Cancer and Reproductive Harm - www.P65Warnings.ca.gov

Male SAE 45° Flare Branch Tee to Male Pipe



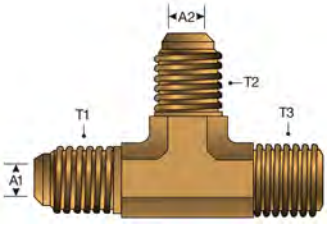

Part No.	Descr.	Prod. No.	A1 "	A2 "	End Type 1		End Type 2		End Type 3	
⚠ G60659-0203	2MP-3MS-3MS	7250-13225	3/16	3/16	MP	1/8-27	MS	3/8 - 24	MS	3/8 - 24

⚠ **WARNING:** Cancer and Reproductive Harm - www.P65Warnings.ca.gov

Parts Continued On Next Page

Male SAE 45° Flare Branch Tee to Male Pipe - Continued

Part No.	Descr.	Prod. No.	A1 "	A2 "	End Type 1		End Type 2		End Type 3	
⚠ G60659-0204	2MP-4MS-4MS	7250-13235	1/4	1/4	MP	1/8-27	MS	7/16-20	MS	7/16-20
⚠ G60659-0205	2MP-5MS-5MS	7250-13245	5/16	5/16	MP	1/8-27	MS	1/2-20	MS	1/2-20
⚠ G60659-0206	2MP-6MS-6MS	7250-17725	3/8	3/8	MP	1/8-27	MS	5/8-18	MS	5/8-18
⚠ G60659-0404	4MP-4MS-4MS	7250-13255	1/4	1/4	MP	1/4-18	MS	7/16-20	MS	7/16-20
⚠ G60659-0405	4MP-5MS-5MS	7250-13265	5/16	5/16	MP	1/4-18	MS	1/2-20	MS	1/2-20
⚠ G60659-0406	4MP-6MS-6MS	7250-13275	3/8	3/8	MP	1/4-18	MS	5/8-18	MS	5/8-18
⚠ G60659-0408	4MP-8MS-8MS	7250-17735	1/2	1/2	MP	1/4-18	MS	3/4-16	MS	3/4-16
⚠ G60659-0604	6MP-4MS-4MS	7250-17745	1/4	1/4	MP	3/8-18	MS	7/16-20	MS	7/16-20
⚠ G60659-0606	6MP-6MS-6MS	7250-13285	3/8	3/8	MP	3/8-18	MS	5/8-18	MS	5/8-18
⚠ G60659-0608	6MP-8MS-8MS	7250-13295	1/2	1/2	MP	3/8-18	MS	3/4-16	MS	3/4-16
⚠ G60659-0610	6MP-10MS-10MS	7250-17755	5/8	5/8	MP	3/8-18	MS	7/8-14	MS	7/8-14
⚠ G60659-0806	8MP-6MS-6MS	7250-17765	3/8	3/8	MP	1/2-14	MS	5/8-18	MS	5/8-18
⚠ G60659-0808	8MP-8MS-8MS	7250-13305	1/2	1/2	MP	1/2-14	MS	3/4-16	MS	3/4-16
⚠ G60659-0810	8MP-10MS-10MS	7250-13315	5/8	5/8	MP	1/2-14	MS	7/8-14	MS	7/8-14
⚠ G60659-0812	8MP-12MS-12MS	7250-17775	3/4	3/4	MP	1/2-14	MS	1 1/16-14	MS	1 1/16-14
⚠ G60659-1212	12MP-12MS-12MS	7250-13325	3/4	3/4	MP	3/4-14	MS	1 1/16-14	MS	1 1/16-14

⚠ **WARNING:** Cancer and Reproductive Harm - www.P65Warnings.ca.gov

Male SAE 45° Flare to Female Pipe



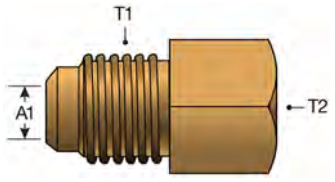

Part No.	Descr.	Prod. No.	A1 "	End Type 1		End Type 2	
⚠ G60660-0202	2MS-2FP	7250-17785	1/8	MS	7/16-20	FP	1/8-27
⚠ G60660-0302	3MS-2FP	7250-13335	3/16	MS	3/8 - 24	FP	1/8-27
⚠ G60660-0402	4MS-2FP	7250-13345	1/4	MS	7/16-20	FP	1/8-27
⚠ G60660-0404	4MS-4FP	7250-13355	1/4	MS	7/16-20	FP	1/4-18
⚠ G60660-0406	4MS-6FP	7250-18595	1/4	MS	7/16-20	FP	3/8-18
⚠ G60660-0408	4MS-8FP	7250-17795	1/4	MS	7/16-20	FP	1/2-14
⚠ G60660-0502	5MS-2FP	7250-13365	5/16	MS	1/2-20	FP	1/8-27
⚠ G60660-0504	5MS-4FP	7250-13375	5/16	MS	1/2-20	FP	1/4-18
⚠ G60660-0506	5MS-6FP	7250-17805	5/16	MS	1/2-20	FP	3/8-18
⚠ G60660-0602	6MS-2FP	7250-13385	3/8	MS	1/2-20	FP	1/8-27
⚠ G60660-0604	6MS-4FP	7250-13395	3/8	MS	5/8-18	FP	1/4-18
⚠ G60660-0606	6MS-6FP	7250-13405	3/8	MS	5/8-18	FP	3/8-18
⚠ G60660-0608	6MS-8FP	7250-13415	3/8	MS	5/8-18	FP	1/2-14
⚠ G60660-0804	8MS-4FP	7250-13425	1/2	MS	3/4-16	FP	1/4-18
⚠ G60660-0806	8MS-6FP	7250-13435	1/2	MS	3/4-16	FP	3/8-18
⚠ G60660-0808	8MS-8FP	7250-13445	1/2	MS	3/4-16	FP	1/2-14
⚠ G60660-1006	10MS-6FP	7250-18605	5/8	MS	7/8-14	FP	3/8-18
⚠ G60660-1008	10MS-8FP	7250-13455	5/8	MS	7/8-14	FP	1/2-14
⚠ G60660-1012	10MS-12FP	7250-18615	5/8	MS	7/8-14	FP	3/4-14

⚠ **WARNING:** Cancer and Reproductive Harm - www.P65Warnings.ca.gov

Parts Continued On Next Page

Male SAE 45° Flare to Female Pipe - Continued

Part No.	Descr.	Prod. No.	A1 "	End Type 1		End Type 2	
⚠ G60660-1208	12MS-8FP	7250-17815	3/4	MS	1 1/16-14	FP	1/2-14

⚠ **WARNING:** Cancer and Reproductive Harm - www.P65Warnings.ca.gov

Male SAE 45° Flare to Female Pipe - 90°



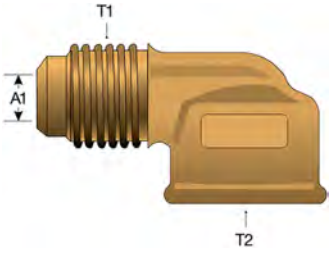

Part No.	Descr.	Prod. No.	A1 "	End Type 1		End Type 2	
⚠ G60664-0302	3MS-2FP90	7250-13465	3/16	MS	3/8 - 24	FP	1/8-27
⚠ G60664-0402	4MS-2FP90	7250-13475	1/4	MS	7/16-20	FP	1/8-27
⚠ G60664-0404	4MS-4FP90	7250-13485	1/4	MS	7/16-20	FP	1/4-18
⚠ G60664-0406	4MS-6FP90	7250-17835	1/4	MS	7/16-20	FP	3/8-18
⚠ G60664-0504	5MS-4FP90	7250-13505	5/16	MS	1/2-20	FP	1/4-18
⚠ G60664-0604	6MS-4FP90	7250-13515	3/8	MS	5/8-18	FP	1/4-18
⚠ G60664-0606	6MS-6FP90	7250-13525	3/8	MS	5/8-18	FP	3/8-18
⚠ G60664-0806	8MS-6FP90	7250-13535	1/2	MS	3/4-16	FP	3/8-18
⚠ G60664-0808	8MS-8FP90	7250-13545	1/2	MS	3/4-16	FP	1/2-14
⚠ G60664-1006	10MS-6FP90	7250-18625	5/8	MS	7/8-14	FP	3/8-18
⚠ G60664-1008	10MS-8FP90	7250-13555	5/8	MS	7/8-14	FP	1/2-14
⚠ G60664-1208	12MS-8FP90	7250-18635	3/4	MS	1 1/16-14	FP	1/2-14
⚠ G60664-1212	12MS-12FP90	7250-18645	3/4	MS	1 1/16-14	FP	3/4-14

⚠ **WARNING:** Cancer and Reproductive Harm - www.P65Warnings.ca.gov

SAE 45° Flare Union Tee Brass



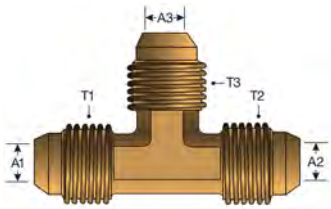

Part No.	Descr.	Prod. No.	A1 "	A2 "	A3 "	End Type 1		End Type 2		End Type 3	
⚠ G60669-0202	2MS-2MS-2MS	7250-13565	1/8	1/8	1/8	MS	5/16-24	MS	5/16-24	MS	5/16-24
⚠ G60669-0303	3MS-3MS-3MS	7250-13575	3/16	3/16	3/16	MS	3/8 - 24	MS	3/8 - 24	MS	3/8 - 24
⚠ G60669-0404	4MS-4MS-4MS	7250-13585	1/4	1/4	1/4	MS	7/16-20	MS	7/16-20	MS	7/16-20
⚠ G60669-0406	4MS-4MS-6MS	7250-17855	1/4	1/4	3/8	MS	7/16-20	MS	7/16-20	MS	5/8-18
⚠ G60669-0504	5MS-5MS-4MS	7250-17865	5/16	5/16	1/4	MS	1/2-20	MS	1/2-20	MS	7/16-20
⚠ G60669-0505	5MS-5MS-5MS	7250-13595	5/16	5/16	5/16	MS	1/2-20	MS	1/2-20	MS	1/2-20
⚠ G60670-0604	6MS-4MS-4MS	7250-17995	3/8	1/4	1/4	MS	5/8-18	MS	7/16-20	MS	7/16-20
⚠ G60671-0604	6MS-4MS-6MS	7250-18035	3/8	1/4	3/8	MS	5/8-18	MS	7/16-20	MS	5/8-18
⚠ G60669-0604	6MS-6MS-4MS	7250-17875	3/8	3/8	1/4	MS	5/8-18	MS	5/8-18	MS	7/16-20
⚠ G60669-0606	6MS-6MS-6MS	7250-13605	3/8	3/8	3/8	MS	5/8-18	MS	5/8-18	MS	5/8-18
⚠ G60669-0608	6MS-6MS-8MS	7250-17885	3/8	3/8	1/2	MS	5/8-18	MS	5/8-18	MS	3/4-16
⚠ G60669-0610	6MS-6MS-10MS	7250-17895	3/8	3/8	5/8	MS	5/8-18	MS	5/8-18	MS	7/8-14
⚠ G60671-0804	8MS-4MS-8MS	7250-18045	1/2	1/4	1/2	MS	3/4-16	MS	7/16-20	MS	3/4-16
⚠ G60670-0806	8MS-6MS-6MS	7250-18005	1/2	3/8	3/8	MS	3/4-16	MS	5/8-18	MS	5/8-18
⚠ G60671-0806	8MS-6MS-8MS	7250-18055	1/2	3/8	1/2	MS	3/4-16	MS	5/8-18	MS	3/4-16
⚠ G60669-0804	8MS-8MS-4MS	7250-17905	1/2	1/2	1/4	MS	3/4-16	MS	3/4-16	MS	7/16-20
⚠ G60669-0806	8MS-8MS-6MS	7250-17915	1/2	1/2	3/8	MS	3/4-16	MS	3/4-16	MS	5/8-18
⚠ G60669-0808	8MS-8MS-8MS	7250-13615	1/2	1/2	1/2	MS	3/4-16	MS	3/4-16	MS	3/4-16
⚠ G60669-0810	8MS-8MS-10MS	7250-17925	1/2	1/2	5/8	MS	3/4-16	MS	3/4-16	MS	7/8-14
⚠ G60669-0812	8MS-8MS-12MS	7250-17935	1/2	1/2	3/4	MS	3/4-16	MS	3/4-16	MS	1 1/16-14
⚠ G60670-1006	10MS-6MS-6MS	7250-18015	5/8	3/8	3/8	MS	7/8-14	MS	5/8-18	MS	5/8-18
⚠ G60671-1006	10MS-6MS-10MS	7250-18065	5/8	3/8	5/8	MS	7/8-14	MS	5/8-18	MS	7/8-14
⚠ G60670-1008	10MS-8MS-8MS	7250-18025	5/8	1/2	1/2	MS	7/8-14	MS	3/4-16	MS	3/4-16
⚠ G60671-1008	10MS-8MS-10MS	7250-18075	5/8	1/2	5/8	MS	7/8-14	MS	3/4-16	MS	7/8-14
⚠ G60669-1004	10MS-10MS-4MS	7250-17945	5/8	5/8	1/4	MS	7/8-14	MS	7/8-14	MS	7/16-20
⚠ G60669-1006	10MS-10MS-6MS	7250-17955	5/8	5/8	3/8	MS	7/8-14	MS	7/8-14	MS	5/8-18
⚠ G60669-1008	10MS-10MS-8MS	7250-17965	5/8	5/8	1/2	MS	7/8-14	MS	7/8-14	MS	3/4-16
⚠ G60669-1010	10MS-10MS-10MS	7250-13625	5/8	5/8	5/8	MS	7/8-14	MS	7/8-14	MS	7/8-14
⚠ G60671-1210	12MS-10MS-12MS	7250-18085	3/4	5/8	3/4	MS	1 1/16-14	MS	7/8-14	MS	1 1/16-14
⚠ G60669-1208	12MS-12MS-8MS	7250-17975	3/4	3/4	1/2	MS	1 1/16-14	MS	1 1/16-14	MS	3/4-16
⚠ G60669-1210	12MS-12MS-10MS	7250-17985	3/4	3/4	5/8	MS	1 1/16-14	MS	1 1/16-14	MS	7/8-14
⚠ G60669-1212	12MS-12MS-12MS	7250-13635	3/4	3/4	3/4	MS	1 1/16-14	MS	1 1/16-14	MS	1 1/16-14

⚠ **WARNING:** Cancer and Reproductive Harm - www.P65Warnings.ca.gov

HOSE/CPLG. SELECTION
EQUIPMENT
HOSE SPECIFICATION
GLOBALSPIRAL COUPLINGS
STAINLESS STEEL SPIRAL COUPLINGS
MEGACRIMP COUPLINGS
STAINLESS STEEL BRAID COUPLINGS
POWER CRIMP COUPLINGS
FIELD ATTACHABLE - TYPE T COUPLINGS
FIELD ATTACHABLE - C5 COUPLINGS
FIELD ATTACHABLE - LOCK-ON COUPLINGS
C14 COUPLINGS & ASSEMBLIES
GLP & GL COUPLINGS
GLX COUPLINGS
PCTS THERMOPLASTIC COUPLINGS
POLARSEAL COUPLINGS (ACA, ACB, ACC)
POWER STEERING CPLGS. & TOC ASSEMBLIES
ADAPTERS
QUICK DISCONNECT COUPLERS
BALL VALVES
LIVE SWIVELS
ACCESSORIES
AIR BRAKE CPLGS. & ASSEMBLIES
KITS
BRASS

Female SAE 45° Flare Nut - Short





Part No.	Descr.	Prod. No.	A1 "	End Type 1	
⚠ G60675-0002	2FSN-S	7250-13675	1/8	FS	5/16-24
⚠ G60675-0003	3FSN-S	7250-13685	3/16	FS	3/8 - 24
⚠ G60675-0004	4FSN-S	7250-13695	1/4	FS	7/16-20
⚠ G60675-0005	5FSN-S	7250-13705	5/16	FS	1/2-20
⚠ G60675-0006	6FSN-S	7250-13715	3/8	FS	5/8-18
⚠ G60675-0007	7FSN-S	7250-13725	7/16	FS	11/16-16
⚠ G60675-0008	8FSN-S	7250-13735	1/2	FS	3/4-16
⚠ G60675-0010	10FSN-S	7250-13745	5/8	FS	7/8-14
⚠ G60675-0012	12FSN-S	7250-13755	3/4	FS	1 1/16-14

⚠ **WARNING:** Cancer and Reproductive Harm - www.P65Warnings.ca.gov

Female SAE 45° Flare Nut - Long





Part No.	Descr.	Prod. No.	A1 "	End Type 1	
⚠ G60676-0003	3FSN-L	7250-13765	3/16	FS	3/8 - 24
⚠ G60676-0004	4FSN-L	7250-13775	1/4	FS	7/16-20
⚠ G60676-0005	5FSN-L	7250-13785	5/16	FS	1/2-20
⚠ G60676-0006	6FSN-L	7250-13795	3/8	FS	5/8-18
⚠ G60676-0008	8FSN-L	7250-13805	1/2	FS	3/4-16
⚠ G60676-0010	10FSN-L	7250-13815	5/8	FS	7/8-14

⚠ **WARNING:** Cancer and Reproductive Harm - www.P65Warnings.ca.gov

Male SAE 45° Flare - Cross



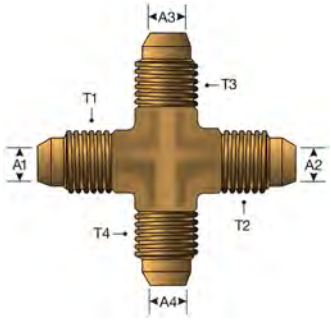

Part No.	Descr.	Prod. No.	A1 "	A2 "	A3 "	A4 "	End Type 1		End Type 2		End Type 3		End Type 4	
⚠ G60680-0404	4MSCROSS	7250-18095	1/4	1/4	1/4	1/4	MS	7/16-20	MS	7/16-20	MS	7/16-20	MS	7/16-20
⚠ G60680-0505	5MSCROSS	7250-18105	5/16	5/16	5/16	5/16	MS	1/2-20	MS	1/2-20	MS	1/2-20	MS	1/2-20
⚠ G60680-0606	6MSCROSS	7250-18115	3/8	3/8	3/8	3/8	MS	5/8-18	MS	5/8-18	MS	5/8-18	MS	5/8-18
⚠ G60680-0808	8MSCROSS	7250-18125	1/2	1/2	1/2	1/2	MS	3/4-16	MS	3/4-16	MS	3/4-16	MS	3/4-16

⚠ **WARNING:** Cancer and Reproductive Harm - www.P65Warnings.ca.gov

Male SAE 45° Flare to Male Pipe - Check Valve



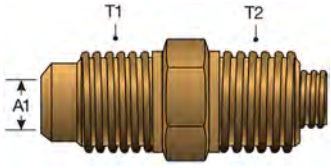

Part No.	Descr.	Prod. No.	A1 "	End Type 1		End Type 2	
⚠ G60690-0204	2MS-4MP-CV	7250-13825	1/8	MS	5/16-24	MP	1/4-18
⚠ G60690-0402	4MS-2MP-CV	7250-13835	1/4	MS	7/16-20	MP	1/8-27
⚠ G60690-0502	5MS-2MP-CV	7250-18505	5/16	MS	1/2-20	MP	1/8-27
⚠ G60690-0604	6MS-4MP-CV	7250-13845	3/8	MS	5/8-18	MP	1/4-18

⚠ **WARNING:** Cancer and Reproductive Harm - www.P65Warnings.ca.gov

THREADED SLEEVE

Tube O.D. (in)	1/8	3/16	1/4	5/16	3/8
Thread Size	5/16-24	3/8-24	7/16-24	1/2-20	9/16-20

Recommended For: Air, oil, water, and lubrication systems.

Used With: Copper and aluminum tubing only

Features and Benefits: Flaring is not required; easy to assemble.

Conformance: ASME

Working Pressure: 500 psi (34 bar)

Temperature Range: -65°F to +250°F (-53° to +121°C)

Material: 360 Brass

Assembly Instructions:

1. Measure the tube and cut to the desired length.
2. Slide nut on end of tube. Threaded end of nut must face connector.
3. Insert the tube into the connector body until it bottoms out on the connector shoulder.
4. Assemble the nut to the connector body and tighten nut hand tight.
5. From hand tight, tighten with a wrench 1-1/2 additional turns.

Threaded Sleeve Nut



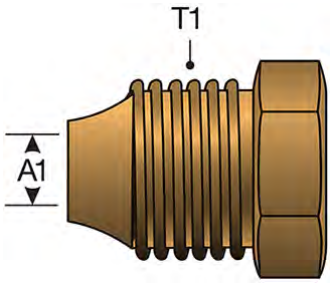

Part No.	Descr.	Prod. No.	A1 "	End Type 1	
⚠ G60593-0202	2DCN	7250-10255	1/8	DCN	5/16-24
⚠ G60593-0303	3DCN	7250-10265	3/16	DCN	3/8 - 24
⚠ G60593-0404	4DCN	7250-10275	1/4	DCN	7/16-24

⚠ **WARNING:** Cancer and Reproductive Harm - www.P65Warnings.ca.gov

Threaded Sleeve to Male Pipe



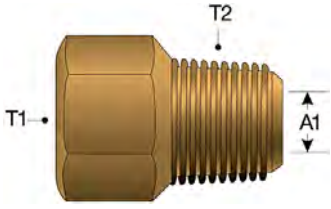

Part No.	Descr.	Prod. No.	A1 "	End Type 1		End Type 2	
⚠ G60594-0202	2DCN-2MP	7250-10305	1/8	DCN	5/16-24	MP	1/8-27
⚠ G60594-0302	3DCN-2MP	7250-10325	3/16	DCN	3/8 - 24	MP	1/8-27
⚠ G60594-0402	4DCN-2MP	7250-10335	1/4	DCN	7/16-24	MP	1/8-27
⚠ G60594-0502	5DCN-2MP	7250-10345	5/16	DCN	1/2-20	MP	1/8-27

⚠ **WARNING:** Cancer and Reproductive Harm - www.P65Warnings.ca.gov

HOSE/CPLG. SELECTION
EQUIPMENT
HOSE SPECIFICATION
GLOBALSPIRAL COUPLINGS
STAINLESS STEEL SPIRAL COUPLINGS
MEGACRIMP COUPLINGS
STAINLESS STEEL BRAID COUPLINGS
POWER CRIMP COUPLINGS
FIELD ATTACHABLE - TYPE T COUPLINGS
FIELD ATTACHABLE - C5 COUPLINGS
FIELD ATTACHABLE - LOCK-ON COUPLINGS
C14 COUPLINGS & ASSEMBLIES
GLP & GL COUPLINGS
GLX COUPLINGS
PCTS THERMOPLASTIC COUPLINGS
POLARSEAL COUPLINGS (ACA, ACB, ACC)
POWER STEERING CPLGS. & TOC ASSEMBLIES
ADAPTERS
QUICK DISCONNECT COUPLERS
BALL VALVES
LIVE SWIVELS
ACCESSORIES
AIR BRAKE CPLGS. & ASSEMBLIES
KITS
BRASS

Threaded Sleeve to Male Pipe - 90°



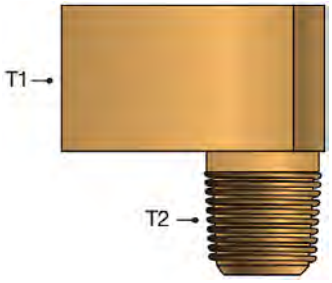

Part No.	Descr.	Prod. No.	End Type 1		End Type 2	
⚠ G60595-0221	2DCN-21MP90	7250-10375	DCN	5/16-24	MP	1/4-28
⚠ G60595-0502	5DCN-2MP90	7250-10405	DCN	1/2-20	MP	1/8-27
⚠ G60595-0604	6DCN-4MP90	7250-10415	DCN	9/16-20	MP	1/4-18

⚠ **WARNING:** Cancer and Reproductive Harm - www.P65Warnings.ca.gov



DRIVEN BY POSSIBILITY™

©2025 GATES