



Hose Couplings

71 Swaged-On Permanent Coupling

Mulconroy Nipples & Ferrules

Malleable Iron-150 Lb., Also Fits 125 Lb. Standard Drilling Each End.

Part No.	Size (In.)	Weight Per Each (Lbs.)	Gates Item No.	List Price Each End
309500	2	8.00	7327	\$835.94
309505	2 1/2	12.00	7327	984.38
309501	3	16.00	7327	1148.44

Note: Mulconroy Nipples and Ferrules are not available in 4" and 6".

NOTE: Available in coupled assemblies only, not sold separately.

Wildman Type Q Reusable Coupling (For Powerbraid® Plus)

Part No.	Size (In.)	Gates Item No.	List Price Each End
309600	2	7310-0001	\$1,168.79
309601	2 1/2	7310-0003	1,325.51
309602	3	7310-0005	1,713.34

NOTE: Available in coupled assemblies only, not sold separately.

LP350 Ferrules

Part No.	Size (In.)	Description	Gates Item No.	Stock (X) or Minimum Order Qty.	List Price Each End
309605	3/4	12PCBHB1F	7266-0735	150 EA (X)	\$5.30
309606	3/4	12PCBHB1F	7266-0735-5	1 EA (X)	5.30
309607	1 1/2	24PCBHB1F	7266-0734	20 EA (X)	60.73
309608	1 1/2	24PCBHB1F	7266-0734-5	1 EA (X)	60.73
309609	2	32PCBHB1F	7266-0733	12 EA (X)	76.63
309610	2	32PCBHB1F	7266-0733-5	1 EA (X)	76.63

NOTE: These ferrules are to be used with LP350 hose only.

Due to continual product improvements, Gates reserves the right to alter specs and prices without prior notice.





How To Use The Coupling Section

Couplings are designated by Block Numbers, and are described as to construction and source. Adapters and fittings are available for special applications.

Each coupling has a pressure rating of Low, Medium or High. These terms have a general meaning as follows:

Low Pressure.....	100 psi maximum
Medium Pressure	315 psi maximum
High Pressure	800 psi maximum

Coupling ratings apply only where the recommended clamps or bands are used. Use this information as a guide since different tube stocks affect coupling retention. Common shank couplings or nipples with bands or clamps should be used only on straight or plain end water or material handling hoses up to the following rated working pressures:

1/2"-1 1/2" I.D. — 315 psi	5" I.D. — 60 psi
2 -3" I.D. — 100 psi	6" I.D. — 50 psi
4" I.D. — 75 psi	

NOTE: Band-It® Swaged Hose Nipples, a form of combination nipple, can be used for higher rated working pressures. They are available in plated and unplated steel plus stainless steel with Tapered Pipe Thread for 1/2" through 6" I.D. hose.

Listed are all of the clamps, bands and ferrules used to secure the couplings to the hose. The proper clamp size should be selected carefully, since many clamps will fit only one hose size or a narrow range of sizes.

For certain critical fluids, specific couplings are used, as follows:

Critical Applications

- Use only the couplings recommended in this catalog for conveying:
 - Steam**
 - LP Gas**
 - Corrosive Chemicals**
 - Petroleum Products**
- For conveying flammable fluids, use couplings made of nonsparking materials, such as brass or aluminum.
- For ground fueling of aircraft, use certified coupled assemblies only.

When you have selected a hose from the Hose Section, you will have found one or more coupling recommendations for that hose. The following procedure will help you make the final selection:

- If more than one coupling is recommended, make a final selection for type of coupling on basis of cost, sizes available, thread type available and application.
- Determine how the coupling is to be fastened to the hose—ferrule, band or clamp.



Coupling Installation

Before making any hose assembly, check over these general instructions and precautions:

1. **Square Ends**—Before attaching a coupling to the hose, make sure the end is cut square. This will help prevent leakage of the coupling.
2. **Proper Fit of Ferrules and Clamps**—**This is important.** Make sure you are using the correct sizes for the hose being coupled. Never buff the cover, except when specified for certain hydraulic hose couplings, and you should not enlarge the hose tube in any way to make the coupling insert fit. Occasionally, a nipple pusher tool will be helpful in pushing the insert into the hose.
3. **Installation Lubricants**—Use of lubricants on coupling inserts and ferrules will simplify coupling installation and reduce possibility of damage to the hose. Some lubricants to use are water, soap solution or lactol. Or, you can use a solution of glycerin and alcohol made up of one (1) part glycerin and 15 parts wood alcohol by volume.
4. **Appearance of the Hose Assembly**—A properly installed coupling significantly improves customer acceptance of the product. It also provides added assurance of satisfactory service and safety of assembly.
5. **Seal the Ends**—Where the hose is intended for use in petroleum transfer applications and hose ends will be exposed after couplings are attached, apply a sufficient amount of quality Neoprene cement or shellac to seal the ends.
6. **Critical Applications.**
 - (a) Use only the couplings recommended on pages 108-117 for conveying:
 - Steam
 - LP Gas
 - Corrosive Chemicals
 - Petroleum Products
 - Edible Products
 - (b) For conveying flammable fluids, use couplings made of nonsparking materials; i.e., brass or aluminum.
 - (c) For aircraft ground fueling hose, use factory coupled assemblies only.

NOTE: Refer to Gates Coupling Manual #39505 for installation information and additional general information.





Pipe Thread Usage

There are several terms or abbreviations which have come into common use for denoting pipe threads. Some of these are:

Iron Pipe Threads

IPT

Tapered IPT

Straight IPT

IP—S

IP—T

These may be satisfactory for general reference, but since there are several types of pipe thread, it is best to use the notations as given by a recognized standard (ANSI B2.1). The types in this standard which are used with industrial hose couplings are listed on page 118.

Compatibility of threads and method of sealing determine which type of thread is to be used.

An NPT male and female form a pressure-tight joint, and usually some type of sealing compound is placed on the threads. NPTF threads are similar in that the seal is made by tight fit between the threads. However the fit is close enough that a sealing compound is not needed.

NPSM threads are used for either male or female fittings, but the seal is formed by compressing a packing or by metal contact between chamfers on the male and female. Size range is from 1/4" through 6" nominal pipe I.D.

NPSH threads are similar to NPSM threads but are used mostly for fire hose or special couplings. Size range is from 1/2" through 2" nominal pipe I.D. The seal is made by compressing a packing. GHT, garden hose threads, are a form of NPSH threads used on water hose. There is only one basic size of thread, 3/4 - 1 1/2. It is not compatible with 3/4-14NPT, NPSH or NPSM threads.

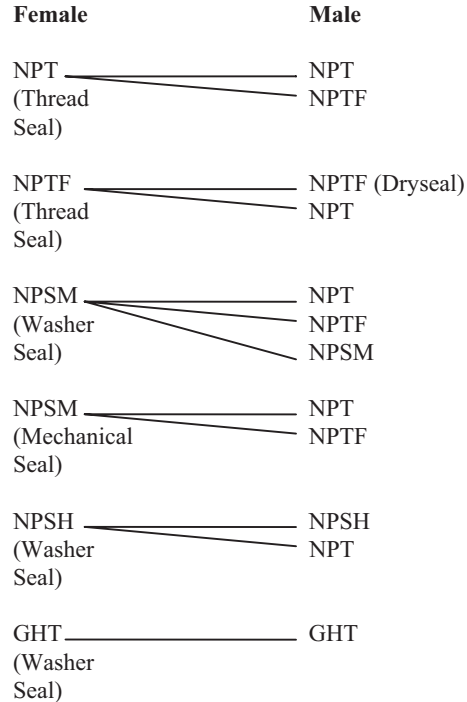
Couplings which come in sets usually have a female with NPSM threads and washer; and a male with NPT or NPSM threads.

Long shank couplings and pin lug couplings are examples where the male has NPSM threads. Reusable petroleum couplings are examples of sets in which the male has NPT threads.

Standard brass inserts have NPTF males and solid females and NPSM swivel females. The seal is made by contact of chamfers or tight fit of threads. (See Chart No.1 on page 117.)

Couplings for hydraulic hose have threads which may conform to the above descriptions. In addition, there are many other types peculiar to the hydraulic field. For a complete description of threads, identification, sizes, methods of sealing and other related data, see Hydraulic Hose Catalog #35093.

Combinations of Pipe Threads that Are Compatible:





**Pipe Thread Usage
(Continued)**

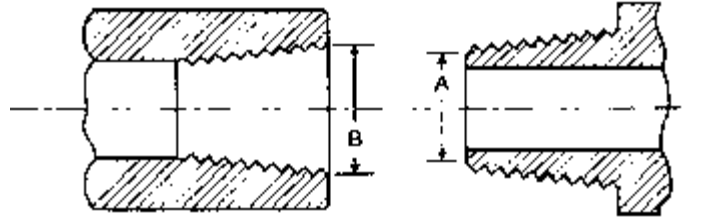


Chart No. 2

American Standard Pipe Threads (ANSI B2.1)

Nominal Pipe Size (In.)	Pipe O.D. (In.)	Threads Per Inch	NPT & NPTF	NPT	NPSM**	
			*Ext. Thrd. Pitch (A) Diameter	*Int. Thrd. Pitch (B) Diameter	Ext. Thrd. Max. Major Diameter	Int. Thrd. Min. Minor Diameter
1/8	.405	27	0.36351	0.37476	0.409	0.362
1/4	.504	18	0.47739	0.48989	0.541	0.470
3/8	.675	18	0.61201	0.62701	0.678	0.607
1/2	.840	14	0.75843	0.77843	0.844	0.753
3/4	1.050	14	0.96768	0.98887	1.054	0.964
1	1.315	11 1/2	1.21363	1.23863	1.318	1.208
1 1/4	1.660	11 1/2	1.55713	1.58338	1.663	1.553
1 1/2	1.900	11 1/2	1.79609	1.82234	1.902	1.792
2	2.375	11 1/2	2.26902	2.29627	2.376	2.265
2 1/2	2.875	8	2.71593	2.76216	2.877	2.718
3	3.500	8	3.34062	3.38850	3.503	3.344
3 1/2	4.000	8	3.83750	3.88881	4.003	3.845
4	4.500	8	4.33438	4.38712	4.502	4.343
5	5.563	8	5.39073	5.44929	5.564	5.405
6	6.625	8	6.44609	6.50597	6.620	6.462

* Dimensions A & B shown on the sketch above

** Loose Fitting

Chart No. 3

American Standard Straight Pipe Threads for Hose Couplings and Nipples

	Nominal Size (Hose I.D.) (In.)	Threads Per In.	Pitch	Depth of Thread	Major Diam. Min.
GHT	1/2, 5/8, 3/4	11 1/2	Coupling 0.08696	0.05648	1.0725
	1/2, 5/8, 3/4	11 1/2	Nipple 0.08696	0.05648	Max. 1.0625
NPS	Female				Major Diam. Min.
	1/2	14	0.07143	0.04639	0.8323
	3/4	14	0.07143	0.04639	1.0428
	1	11 1/2	0.08696	0.05648	1.3051
	1 1/4	11 1/2	0.08696	0.05648	1.6499
	1 1/2	11 1/2	0.08696	0.05648	1.8888
	2	11 1/2	0.08696	0.05648	2.3628
	Male				Major Diam. Max.
	1/2	14	0.07143	0.04639	0.8248
	3/4	14	0.07143	0.04639	1.0353
	1	11 1/2	0.08696	0.05648	1.2951
	1 1/4	11 1/2	0.08696	0.05648	1.6399
1 1/2	11 1/2	0.08696	0.05648	1.8788	
2	11 1/2	0.08696	0.05648	2.3528	

Due to continual product improvements, Gates reserves the right to alter specs and prices without prior notice.





Couplings for Gates Hoses

1 Long Shank



Description: Cast brass, serrated shank, set has hex male and hex swivel female couplings, with a washer seal. Threads are GHT or NPSM.

Sources: Dixon Valve & Coupling Co.
H.B. Sherman Mfg. Co.
Seal-Fast Bobo, Inc.

2 Lightweight Water Hose



Description: Spun or wrought brass serrated shank, round swivel female and solid male, both GHT, washer seal.

Sources: American Coupling Co.
L.R. Nelson Corp.
H.B. Sherman Mfg. Co.

3 Cast Brass Short Shank



Description: Cast brass, serrated shank, hex swivel female with washer, solid male, GHT threads, 3/4-11 1/2.

Sources: J.C. Gadd Co.
H.B. Sherman Mfg. Co.
Seal-Fast Bobo, Inc.
Stayput Clamp & Coupling Co.

4 Machined Brass Short Shank



Description: Machined brass, serrated shank. Each set has round swivel female and solid male, GHT, washer seal. Octagon nut male and female.

Sources: American Coupling Co.
Anchor-Lenz Div.
Royal Brass, Inc.
H.B. Sherman Mfg. Co.

5 Brass Pin Lug



Description: Cast brass shank and swivel, shank is serrated. NPSM threads in female and male, with washer seal. Sizes under 3" have lugs on female only.

Sources: Dixon Valve & Coupling Co.

6 Malleable Iron Pin Lug



Description: Malleable iron shank and swivel with serrated shank, cadmium plated. NPSM threads in male and female, washer seal. Pin lugs on female only.

Sources: Dixon Valve & Coupling Co.
H.B. Sherman Mfg. Co.
Seal-Fast Bobo, Inc.

7 Combination Nipple



Victaulic Nipple

Description: Swaged steel with scored or serrated shank, NPT threads same nominal size as I.D. of hose. Special plastic materials available.

Sources: Band-It
Dixon Valve & Coupling Co.
Martin Brass Works, Inc.
Screw Machine Products Co.
Seal-Fast Bobo, Inc.
Stayput Clamp & Coupling Co.

8 Tri-Lokt



Description: Machined steel insert, male NPT threads only. Held in place with steel yoke and Band-It Jr. clamps. Insert is reusable—can be reinstalled with new yoke and clamps.

Source: Band-It

10 Single or Double Bolt Malleable Iron Clamp



Description: Cast malleable iron, cadmium plated.

Source: Dixon Valve & Coupling Co.

14 Interlocking, Ground Joint



Description: Malleable iron swivel. Inserts and spud may be either steel or malleable iron. All parts are cadmium plated. Male and female threads both NPT with same nominal size as hose I.D. Ground joint between spud and female insert. Available with 2- and 4-bolt clamps.

Sources: Dixon Valve & Coupling Co.
Seal-Fast Bobo, Inc.



15 Interlocking, Washer Joint

Description: Malleable iron swivel. Insert and spud may be either malleable iron or steel. All parts are cadmium plated. Female thread in spud is NPT with same nominal size as hose I.D. Washer joint between insert and spud. Available with 2- and 4-bolt clamps.

Source: Dixon Valve & Coupling Co.

Due to continual product improvements, Gates reserves the right to alter specs and prices without prior notice.



Couplings for Gates Hose—continued

18 Universal Quick Acting



Description: Cast malleable iron with cadmium plate, cast bronze. Washer seal between two quick-acting heads. Several types of heads are available, but all have same-size attaching heads regardless of hose size. Fingers lock together with quarter-turn rotation.

Sources: Dixon Valve & Coupling Co.
Foster Mfg. Co., Inc.
Seal-Fast Bobo, Inc.
Stayput Clamp & Coupling Co.
Thor Power Tool Co.

19 Standard Air Hose



Description: Machined brass, with serrated shank, NPTF threads on hex solid male and on hex solid female, and NPSM threads on hex swivel female.

Sources: American Coupling Co.
Anchor-Lenz Div.
Dixon Valve & Coupling Co.
Foster Mfg. Co., Inc.
National Coupling Co.
Rostra Engineered Products
Royal Brass, Inc.
Schrader Automotive Group
H.B. Sherman Mfg. Co.

20 Ferrules



Description: All stock ferrules are plain drawn brass.

Sources: Century Brass Products
Jagemann Stamping Co.
Winzeler Stamping Co.

21 Band-It Jr., Clamps



Description: A preformed ring clamp of rust-resistant carbon steel or Type 201 stainless steel. Also available in Type 316 stainless steel, and nonsparking silicon bronze.

Sources: Band-It
Punch-Lok Co.

21 Band Rolls



Description: Available in 100-foot rolls, carbon steel or stainless steel. Buckles—100 per box

Sources: Band-It
Punch-Lok Co.

23 Reusable Gasoline Pump



Description: Various materials; Two piece construction. Male NPT or IPT threads (also see coupling **47**).

Sources: J.C. Gadd Co.
Multimatic Products, Inc.
Rostra Engineered Products
Screw Machine Products Co.
Serv-All Die and Tool

24 Permanent Gasoline Pump Hose



Description: Various materials; One piece construction. Male NPT or IPT threads.

Sources: J.C. Gadd Co.
Multimatic Products, Inc.
Rostra Engineered Products
Serv-All Die and Tool

26 Internal Expansion-Brass



Description: Body is forged brass. Ferrule is cold-drawn copper alloy. Male coupling has NPT threads, female swivel coupling has NPSH threads. All threads same nominal size as hose I.D. except 1 3/8" I.D. size which has 1 1/2 - 11 1/2 threads. On 1 1/2" and larger sizes, female has special tightening lugs.

Sources: Couple-Up
Rostra Engineered Products
United Metal Industries, Inc.

26 Ferrules for Internal Expansion



Sources: Couple-Up
Rostra Engineered Products
United Metal Industries, Inc.

Due to continual product improvements, Gates reserves the right to alter specs and prices without prior notice.





Couplings for Gates Hose—continued


**27 Reusable Petroleum Hose
(Compression Ring)**



Description: Machined brass coupling body, cast brass sleeve, flat steel wire compression ring. Male NPT or female swivel with NPSM threads and washer seal. Threads are same nominal size as hose I.D.

Sources: Rostra Engineered Products
United Metal Industries, Inc.


28 Barrel Pump



Description: Various materials with serrated shank. Threads are male NPT only.

Sources: J.C. Gadd Co.
Serv-All Die and Tool


34 Stainless Steel Nipples



Description: Type 316 stainless steel, with serrated shank, solid male NPT threads, hex swivel female, NPSM threads, washer seal. Threads same nominal size as hose I.D.

Sources: Martin Brass Works Inc.
Dixon Valve & Coupling Co.

36 Sandblast



Sources: Ace Enterprises, Inc.
Clemco, Inc.
Empire Abrasive Equipment Co.
Kelco Sales & Eng. Co.
Pangborn Co.
Pauli & Griffin Co.
Sanstorm-Bowen Tools, Inc.
Seal-Fast Bobo, Inc.

47 Reusable Fuel Oil



Description: This coupling is similar to [23](#) except it has a brass finish, instead of chrome plating. Male NPTF threads, female NPSM threads, washer seal. Threads same nominal size as hose I.D., except as noted.

Sources: Rostra Engineered Products
United Metal Industries, Inc.

48 Band-It Nipples



Description: Machined steel hex inserts, rust-resistant blued finish, serrated shank, male NPT threads.

Source: Band-It

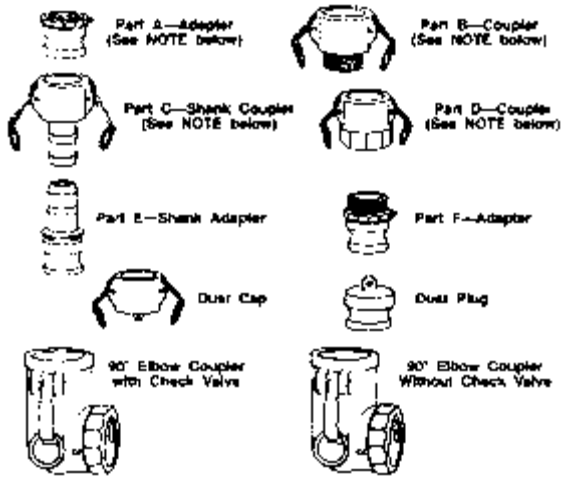


Couplings for Gates Hose—continued

49 Quick-Connecting

Description: The basic parts of this coupling are a bronze female shank coupler and a male adapter, which have a washer seal but no threads. These two parts fit snugly together and are held in place by two cams on the female shank coupler which rotate against a groove in the male adapter. This allows the coupling to be connected or disconnected very quickly. Adapters and dust caps are available as shown below. Standard materials are bronze or aluminum.

Sources: Dixon Valve & Coupling Co.
Ever-Tite Coupling Co., Inc.
OPW Div. of Dover Corp.
P-T Coupling Co., Inc.
Seal-Fast Bobo, Inc.



NOTE: Part A and Part D have female NPT threads. Part B and Part F have male NPT threads. Above threads have same nominal size as hose I.D. The above couplers and adapters are used to convert threaded-end couplings to quick connect.

61 Fast-Lok Clamps



Open-End Fast-Lok

Clamps Preformed Fast-Lok Clamps

Description: Open-end band or preformed band of rust-resistant steel. Also available in stainless steel.

Sources: Fast-Lok Div.
Punch-Lok Co.

71 Permanent Swaged



Mulconroy Solid Male




Mulconroy Ferrule

Description: NPT threads on connecting end of stem for easy flange attachment. Strong collar to anchor ferrule to stem. Electroplated steel. Also available in stainless steel, brass and other special metals.

Sources: Gates Rubber Co.
Dixon Valve & Coupling Co.
Civacon

72 Gates Crimped



PC Solid Male

PC Ferrule

Description: NPT threads on connecting end of stem for easy flange attachment. Strong collar to anchor ferrule to stem. Electroplated steel. Also available in stainless steel.

Sources: Gates Rubber Co.

73 Permanent Swaged or Crimped



Cam and Groove

Description: NPT threads on connecting end of stem for easy flange attachment. Strong collar to anchor ferrule to stem. Electroplated steel. Also available in stainless steel, brass and other special metals.

Sources: Dixon Valve & Coupling Co.
Civacon

74 MegaCrimp®



Description: NPT threads on connecting end of stem for easy flange attachment. Tuffcoat™ plated steel. The "C" insert assures an even distribution of crimping forces to form a concentric seal.

Sources: The Gates Rubber Co.

Due to continual product improvements, Gates reserves the right to alter specs and prices without prior notice.





Coupling Sources

Ace Enterprises, Inc.

Miami, FL 33168
(305) 685-8784

36

American Couplings Company

Bellwood, IL 60104
(312) 547-1000

2 4 19

Anchor-Lenz Division

The Lenz Co.
Dayton, OH 45401
(513) 277-9364

4 19

Band-It Divn. Houdaille Industries, Inc.

Denver, CO 50216
(303) 320-4555

7 8 21 48

Binks Mfg. Company

Franklin Park, IL 60131
(847) 671-3000
(Paint Spray Couplings)

Civacon

Kansas City, MO
(816) 741-6600

36 49

Clemco Industries

San Mateo, CA 94403
(415) 570-6000

21 26 61

Dixon Valve & Coupling Co.

Chestertown, MD 21620
(410) 778-2000

1 6 7 10 14 15 18

19 49 71 73

Empire Abrasive Equipment Corp.

Langhorne, PA 19047
(215) 752-8800

36

Ever-Tite Coupling Co., Inc.

Knoxville, TN 37914
(800) 382-8483

49

Fast-Lok Div. of Deco Products Co.

Decorah, IA 52101
(319) 382-4264

61

Foster Mfg. Co., Inc.

Springfield, MO 65807
(417) 881-6600

18 19

Gadd, J.C., Company

Denver, CO 80223
(303) 744-3345

3 23 24 28

Graco, Inc.

Minneapolis, MN 55440
(612) 623-6743
(Paint Spray Couplings)

Jagemann Stamping Company

Manitowoc, WI 54220
(414) 682-4633

20

Kelco Sales & Engineering Co.

Norwalk, CA 90650
(213) 868-9861

36

Martin Brass Works, Inc.

Jamaica, NY 11433
(718) 523-3146

7 34

Multimatic Products, Inc.

Hauppauge, NY 11788
(516) 231-1515

23 24

National Coupling Co.

Stafford, TX 77477
(713) 499-2583

19

Nelson Corp., L.R.

Peoria, IL 61615
(309) 692-2200

2

OPW Div. of Dover Corp.

Cincinnati, OH 45240
(513) 870-3100

49

P-T Coupling Co., Inc.

Enid, OK 73701
(405) 237-4060

49

Pangborn Co., The

Hagerstown, MD 21740
(301) 739-3500

36

Pauli & Griffin Co.

Vacaville, CA 94080
(415) 873-4540

36

Punch-Lok Co.

Lombard, IL 60607
(312) 971-9210

19 20 23 24 26 27 47

Royal Brass, Inc.

Fond du Lac, WI 54935
(414) 921-1550

4 19

Sanstorm-Bowen Tools, Inc.

Houston, TX 77253
(713) 869-2227

36

Schrader Automotive Group

Division of Scovill, Inc.
Nashville, TN 37215
(615) 383-3400

19

Screw Machine Products Co.

Wedgon Coupling, Div.
Denver, CO 80216
(303) 296-7360

7 23

Scully Signal Co.

Wilmington, MA 01887
(617) 729-7518

49

Seal-Fast Bobo, Inc.

Houston, TX 77220
(713) 675-6324

1 3 6 7 18 36 49

Serv-All Die and Tool Co.

Crystal Lake, IL 60014
(815) 459-2900

23 24 28

Sherman Mfg. Co., H.B.

Div. of Dayton-Walther Corp.
Battle Creek, MI 49017
(616) 964-7102

1 2 3 4 6 19

Thor Power Tool Company

Stewart-Warner Corp.
Johnson City, TN 37601
(615) 928-3154

18

United Metal Industries, Inc.

New Hyde Park, NY 11040
(516) 354-6800

26 27

Winzler Stamping Company

Montpelier, OH 43543
(419) 485-3147

20

Due to continual product improvements, Gates reserves the right to alter specs and prices without prior notice.



Definitions and Abbreviations

API Thread—American Petroleum Institute Thread.

Block Number—A number enclosed in a block, e.g., 1, that designates each Gates coupling.

Conductive—Rubber designed to transmit electrical current; conducting static electricity

Coupling—A device used to attach a hose to a fitting or other hose in a secure, leakproof manner. There are two primary types:

Permanent—A coupling that is applied to the hose with crimping or swaging dies and cannot be easily removed. It is referred to as a "one-time coupling."

Reusable—A coupling that can be used more than once. It can be applied to or removed from a hose with the use of simple tools.

Coupling Joint—This leakproof connection is achieved by fastening together the mating surfaces of two couplings. The leak proof seal is obtained by any one of these methods:

1. Washer seal
2. Mechanical seal
3. Thread seal

Ferrule—The external part of the coupling which serves to hold the insert to the hose.

GHT—Garden Hose Thread. See Pipe Thread Usage, page 111 for compatibility.

Helix—Reinforcement formed by spiraling a wire or plastic rod around the cylindrical body of hose—usually to resist collapse or improve minimum bend radius.

I.D.—Abbreviation for Inside Diameter.

Insert—That part of the coupling which fits into the I.D. of the hose, which often has a threaded end, also called stem or nipple.

IPT—Iron Pipe Thread. A general term applying to all pipe threads. See pages 110 and 111.

MBR—Abbreviation for Minimum Bend Radius. It's the smallest radius, in inches, around which a hose can be bent without over-stressing components, collapsing the hose wall and without substantially reducing fluid flow.

NPSH—American Standard Straight Pipe Thread for hose couplings and nipples.

NPSM—American Standard Straight Pipe Thread—Common name, straight pipe thread for mechanical joints.

NPT—American Standard Taper Pipe Thread—Common name, tapered pipe thread.

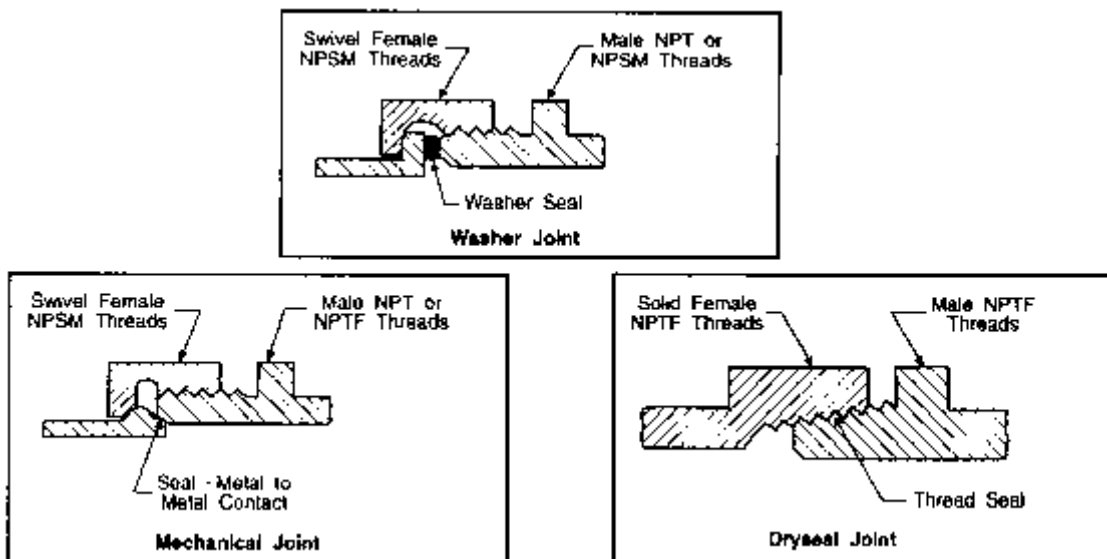
NPTF—American Standard Dryseal Pipe Thread—Common name, dryseal for pressure type joints without sealer.

O.D.—Abbreviation for Outside Diameter.

Resistant—Rubber designed to prevent transmission of electrical current; nonconductive.

Shank—That part of the coupling which fits into the I.D. of the hose.

**Chart No. 1
Coupling Joints**



Due to continual product improvements, Gates reserves the right to alter specs and prices without prior notice.

