




DRIVEN BY POSSIBILITY™

CLEAN MASTER™ HOSE

WASHDOWN + WASHDOWN 1000

PERFORMANCE + RELIABILITY WHEN CLEANLINESS COUNTS.



GATES Clean Master™ Washdown and Washdown 1000 hoses are designed for low-to-medium pressure hot or cold water washdowns in industrial food processing plants, dairies, packing houses, bottling plants, breweries, canneries and creameries – where sanitation is high priority.

We believe operating challenges are made to be overcome. That's why thousands of industrial facilities, global operations, and OE manufacturers around the world choose Gates hose and hydraulic systems to power their most demanding fluid power applications.

FEATURES + BENEFITS

Clean Master™ Washdown 1000 is designed for use with mild detergents in meat and poultry plants where resistance to oil and animal fat is critical

Non-marking cover

Yellow cover on Washdown 1000 is for safety

Washdown 1000 offers the highest working pressure at 1,000 psi (70 bar) in textile reinforced hose

Washdown 150 with nozzle contains no metallic parts to help prevent damage to equipment

CLEAN MASTER™ WASHDOWN HOSE LINE PRODUCT SPECIFICATIONS

TUBE	Washdown 150 (Nozzle): Black SBR (Type D) Washdown 200: Black EPDM (Type P) Washdown 1000: Black Modified Nitrile (C2)
REINFORCEMENT	Washdown 150 (Nozzle): Braided, high-tensile synthetic textile cord Washdown 200: Spiraled, high-tensile synthetic textile cord Washdown 1000: Braided, high-tensile synthetic textile cord
COVER	Washdown 150 (Nozzle): Gray Natural Rubber (Type D) Washdown 200: White EPDM (Type P) Washdown 1000: Yellow Modified Nitrile (C2), other colors available MTO
TEMPERATURE RANGE	Washdown 150: -20°F to +180°F (-29°C to +82°C) continuous washdown service Washdown 200: -40°F to +212°F (-40°C to +100°C) continuous washdown service Washdown 1000: -40°F to +212°F (-40°C to +100°C) continuous washdown service

APPLICATIONS

Breweries
 Dairies
 Food Processing Plants
 Sanitation
 Paper Mills
 Industrial Plants

**OUR GLOBAL
 FOOTPRINT
 HELPS YOU
 MOVE FORWARD.**

HOSE	ID (INCH)	DIN	OD (INCH)	OD (MM)	WP (PSI)	WP (MPa)	MBR (INCH)	MBR (MM)	WEIGHT (LBS/FT)	WEIGHT (KG/100M)	COLOR
Washdown 1000	3/8	9.5	0.73	18.5	1000*	6.89	4.0	102	0.18	27	Yellow
Washdown 1000	1/2	12.7	0.94	23.9	1000*	6.89	5.0	127	0.29	43	Yellow
Washdown 1000	3/4	19.1	1.20	30.5	1000*	6.89	6.0	152	0.41	61	Yellow
Washdown	1/2	12.7	0.91	23.1	200	1.38	5.0	127	0.28	42	White
Washdown	3/4	19.1	1.25	31.8	200	1.38	6.0	152	0.49	73	White
Washdown	1	25.4	1.52	38.6	200	1.38	8.0	203	0.65	97	White
Washdown with Nozzle	3/4	19.1	1.25	31.8	150	1.03	6.0	152	27.50	82	Gray
Washdown with Nozzle	1	25.4	1.50	38.1	150	1.03	8.0	203	33.50	100	Gray
Washdown with Nozzle	1 1/4	31.8	1.75	44.5	150	1.03	10.0	254	39.50	118	Gray

* Air service working pressure is 300 psi



DRIVEN BY POSSIBILITY™

CLEAN MASTER™ HOSE PRESSURE WASH

EFFECTIVE + DURABLE FOR YOUR TOUGHEST APPLICATIONS.



These hoses are made for high pressures, built for harsh environments and designed to clean even the dirtiest industrial surfaces. Gates pressure wash hoses can withstand the heavy-duty water pressures your application demands, without abrasion or kinking.

We believe operating challenges are made to be overcome. That's why thousands of industrial facilities, global operations, and OE manufacturers around the world choose Gates hose to power their most demanding fluid power applications.

**WE WORK BETTER
UNDER PRESSURE.**

FEATURES + BENEFITS

Tough enough to withstand extreme environments for all hot and cold high-pressure cleaning applications

Excellent ozone and abrasion resistant cover

Tighter bend radius for added flexibility and easier handling

High temperature applications to 250°F (121°C)

Meets and exceeds EN1829-2 performance requirements

1/4", 3/8", and 1/2" 3000 psi assemblies available in select regions

Compatible with MegaCrimp™ couplings, stainless steel couplings, and Gates Crimpers

CLEAN MASTER™ PRESSURE WASH HOSE PRODUCT SPECIFICATIONS

STANDARD	Exceeds EN1829-2 performance.
CONSTRUCTION	Nitrile (Type C), black tube. Braided high-tensile 1-wire and 2-wire steel reinforcement.
COVER	Modified Nitrile. Black or non-marking blue, gray or yellow*. Abrasion resistant. Meets ozone and MSHA flame resistance. * Available in select regions.
WORKING PRESSURE	3,000 to 6,000 psi; 207-414 bar; 21 - 42 MPa
TEMPERATURE RANGE	-40°F to +250°F (-40°C to +121°C) *Not for steam service.

APPLICATIONS

Commercial Cleaning
Industrial Cleaning
Food Processing
Sanitation
Car Wash

FROM THE MOST EXTREME ENVIRONMENTS TO THOSE MORE FAMILIAR, GATES IS THERE.



HOSE SIZE	WIRE BRAID	DIN	ID (INCH)	OD (INCH)	OD (MM)	WP (PSI)	WP (MPa)	MBR (INCH)	MBR (MM)	WEIGHT (LBS/FT)	WEIGHT (KG/100M)	COLORS
-6	1WB	10	3/8	0.68	17.3	3000	21.0	2.5	64	0.23	34	Black, Blue, Gray, Yellow*
-8	1WB	12	1/2	0.80	20.3	3000	21.0	3.5	89	0.28	43	Black, Blue, Gray, Yellow*
-4	1WB	6	1/4	0.53	13.5	4000	28.0	2.0	51	0.15	24	Black, Blue, Gray, Yellow*
-5	1WB	8	5/16	0.59	14.9	4000	28.0	2.3	57	0.19	27	Black, Blue
-6	1WB	10	3/8	0.68	17.3	4000	28.0	2.5	64	0.23	34	Black, Blue, Gray, Yellow*
-8	1WB	12	1/2	0.86	21.8	4000	28.0	3.5	89	0.42	43	Black, Blue, Gray, Yellow*
-6	2WB	10	3/8	0.74	18.8	5000	35.0	2.5	64	0.35	52	Black, Blue, Gray, Yellow*
-8	2WB	12	1/2	0.86	21.7	5000	35.0	3.5	89	0.45	63	Black, Blue, Gray, Yellow*
-4	2WB	6	1/4	0.59	15.0	6000	42.0	2.0	51	0.25	37	Black
-5	2WB	8	5/16	0.63	16.0	6000	42.0	2.3	57	0.30	38	Black, Blue
-6	2WB	10	3/8	0.74	18.7	6000	42.0	2.5	64	0.35	52	Black, Blue, Gray, Yellow*

* Available in select regions.



MEGASYS® HOSE AND COUPLINGS

GATES®

MEGASYS™

MSHA 29-11C

Flame Resistant

6MXT™

MEGASYS™



**CONSTANT PRESSURE.
CONTINUOUS INNOVATION.**

MAXIMIZE FLOW RATE + POWER

HOSE IDENTIFICATION: HOW IT WORKS

Hydraulic hose assemblies are engineered for extreme requirements. But their laylines don't have to be complicated. A simple formula will suffice: Description + Icons + Specs = everything you need to know. Gates delivers peak performance and flexibility to the hydraulic industry by integrating MegaSys® spiral-wire and wire-braid hoses with Gates coupling products for the ultimate performance hydraulic system.



GATES MEGASYS HOSE PRESSURE COLOR KEY

Distinctive design and pressure color coding make MegaSys hoses easy to identify in stock or in service.



HOSE DESCRIPTION

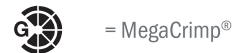
- Blue** = 3,000 psi
- 8** = I.D.
- M** = MegaSys ½ bend radius or tighter
- 3K** = 3000 psi working pressure

COUPLING ICONS

WIRE-BRAID HOSE

M3K, M4K, M5K and M6K


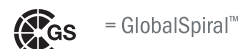

- Braided high-tensile steel wire
- Nitrile tube for use with biodegradable hydraulic fluids
- Tested to industry-leading 600,000 cycles
- Temperature range -40 °F to +212 °F (-40 °C to +100 °C)
- Extreme temperature versions available
- Available with abrasion-resistant XtraTuff™ or MegaTuff® covers



SPIRAL-WIRE HOSE

EFG3K, EFG4K, EFG5K, EFG6K and G8K

- Four or six alternating layers of spiraled, high tensile steel
- Nitrile tube for use with biodegradable hydraulic fluids (Chlorprene for G8K)
- Tested to industry-leading 1,000,000 impulse cycles
- Temperature range -40 °F to +250 °F (-40 °C to +121 °C)
- Extreme temperature versions available
- Available with abrasion-resistant MegaTuff cover





Gates' isobaric approach to pressure ratings makes it easy to select hoses that meet system requirements based on pressure and temperature.

PERFORMANCE SPECIFICATIONS

The charts below highlight just how good Gates MegaSys hoses are. Not only is there a broad assortment of sizes and pressures, they all exceed SAE and EN performance requirements.

SAE SPECIFICATIONS

PSI	ID	-4	-5	-6	-8	-10	-12	-16	-20	-24	-32
3,000		SAE 100R1				SAE 100R2			SAE 100R12		
		M3K*				M3K*			EFG3K		
4,000		SAE 100R1		SAE 100R2			SAE 100R12				
		M4K**		M4K**/EFG4K			M4K**/EFG4K		EFG4K		
5,000		SAE 100R2			SAE 100R13						
		M5K*			M5K*/EFG5K		EFG5K				
6,000		SAE 100R2	SAE 100R15								
		M6K	EFG6K								
8,000							GATES PROPRIETARY				
							G8K				

* Exceeds SAE 100R17 ** Exceeds SAE 100R19

ISO 18752

Released in 2006, ISO 18752 expands on SAE J517, specifying requirements for wire- or textile-reinforced hydraulic hoses with a single maximum working pressure for all sizes in each class. Hoses are classified into four grades according to their resistance to impulse and temperature.

Gates MegaSys hoses exceed both the SAE specifications and the performance requirements of ISO 18752:

EUROPEAN NORM (EN) SPECIFICATIONS

MPa	ID	-4	-5	-6	-8	-10	-12	-16	-20	-24	-32
21.0		1SN/1SC				2SN/2SC			4SP		
		M3K				M3K			EFG3K		
28.0		1SN/1SC		2SN/2SC			4SP				
		M4K		M4K/EFG4K		M4K/EFG4K		EFG4K			
35.0		1SN/1SC	2SN/2SC		4SP			4SH			
		M5K	M5K		M5K/EFG5K		EFG5K		EFG5K		
42.0		2SN/2SC	4SP				4SH				
		M6K	EFG6K				EFG6K				
56.0							4SH				
							G8K				

GRADE	3,000 PSI	4,000 PSI	5,000 PSI	6,000 PSI
A	M3K	M4K	M5K	M6K
B	M3K	M4K	M5K	M6K
C	M3KH	M4KH	EFG5K	EFG6K
D	EFG3K	EFG4K	EFG5K/ID5K	EFG6K*

* -12 only, other sizes under qualification



ENGINEERED SOLUTIONS

The hose-coupling interface is the key to safe hydraulics and is stronger than any individual component in an assembly.

From selecting the parts to the final crimp O.D., and everything in between, the interface is the secret sauce that keeps equipment running and workers safe.

Gates believes in safe, reliable, foolproof components that mitigate the risk associated with hydraulic assemblies. Our hose, couplings and crimpers are qualified as a system so there's no guessing about proper fabrication.

COUPLINGS



MEGACRIMP® COUPLINGS

It's what's inside the preassembled MegaCrimp coupling that gives it world-class, leak-proof performance. The patented "C" insert, attached to the ferrule, accommodates hoses of different constructions and wall thicknesses.

- Ensures crimping forces are evenly distributed to form a concentric seal
- One MegaCrimp coupling size accommodates multiple hose diameters, simplifying inventory requirements
- Works on both one- and two-wire braid hydraulic hoses



GLOBALSPIRAL® COUPLINGS

GlobalSpiral couplings are engineered to provide superior performance for extreme high pressure, high impulse hydraulic applications and can be used with all Gates MegaSys® spiral-wire hoses up to 8,000 psi.

- Innovative, two-piece, no-skive design
- Reduces assembly time, labor, fabrication errors and contamination
- Reduces parts inventory by 30% since only one stem is required for all spiral-wire hose types



FULL-TORQUE NUT™ TECHNOLOGY

One of the most common causes of hydraulic leaks is a cracked coupling nut or seat due to over-torquing. With Gates Full-Torque Nut couplings, a large holding shoulder evenly distributes stress forces at the nut for higher resistance against cracking, even when inadvertently over-torqued, for a stronger and more durable fitting.

- No installation leaks
- Less time spent retightening connections
- No more cracked nuts

Increase equipment uptime by eliminating damaged couplings and leaks from too much torque.

OVER-TORQUE PROTECTION STANDARD ON ALL GATES MEGACRIMP AND GLOBALSPIRAL COUPLINGS





Gates robust swivel joint allows for maximum torque
Up to 24,000 psi burst pressure (-16 size G6K)



Common competitor's staked nut
provides less burst pressure protection

Swivel joint sensitive to over-torquing
and cracks

FIT EVERY DEMAND	 	
	1-PIECE	2-PIECE
CONSTRUCTION	1-PIECE	2-PIECE
USE	WIRE-BRAID	SPIRAL-WIRE
SAE IMPULSE CYCLE PERFORMANCE	✓	✓
FLEX IMPULSE PERFORMANCE	600K	1,000,000
COVER TYPES	STANDARD, MTF, XTF	STANDARD, MTF, XTF
BITE THE WIRE	✓	✓
INVENTORY OPTIMIZATION	✓	✓
NORTH AMERICAN THREADS	✓	✓
INTERNATIONAL THREADS	✓	✓
ILOK™	✓	✓
QUICK-LOK™	✓	✓
FULL-TORQUE NUT	✓	✓
QUALIFIED ON WIRE-BRAID HOSE	✓	✓
QUALIFIED ON INDUSTRIAL HOSE	✓	✓
TUFFCOAT XTREME® PLATING™	✓	CONTACT GATES

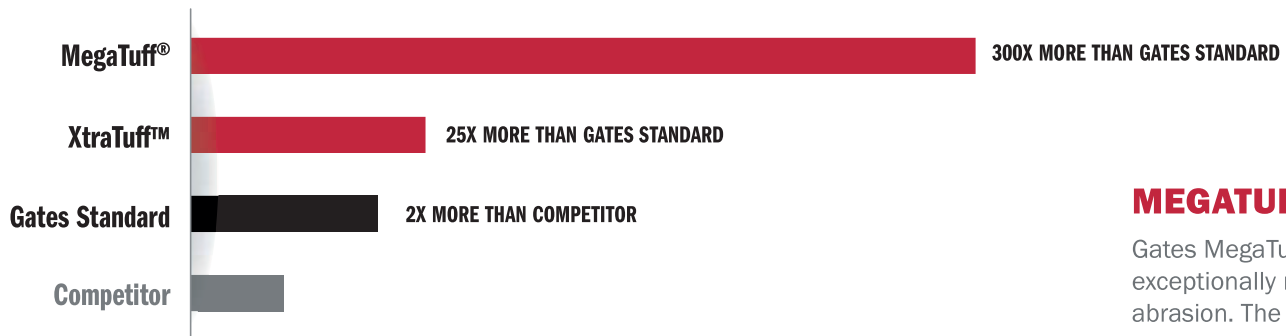


PROTECT YOUR INVESTMENT

Nothing is harder on hydraulic hose covers than constant abrasion. Rubbed against metal or other hose, most standard hydraulic hoses – even ones with spring guards or nylon sleeving – can't take the punishment.

There's no industry standard for hose cover performance. Historically, Gates leads the pack in establishing engineering specs, and hose covers are no exception.

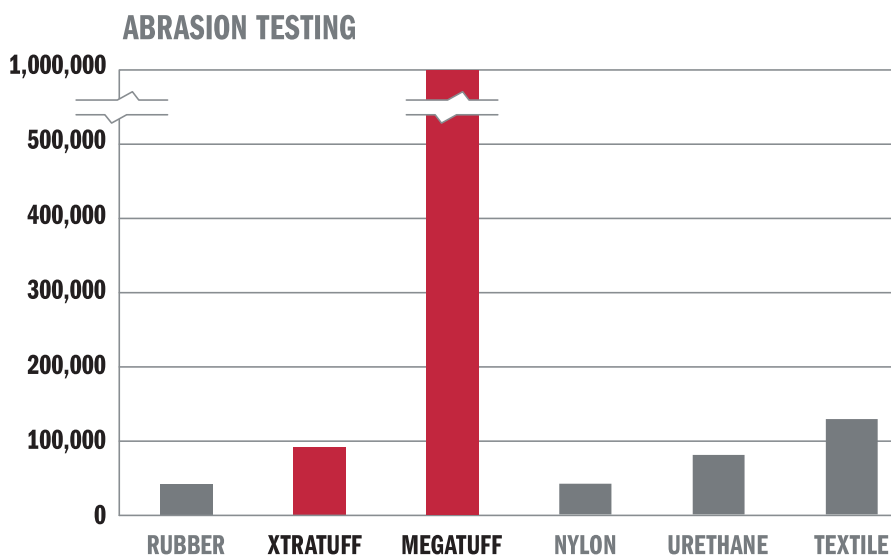
JUDGE US BY OUR COVERS



MEGATUFF®

Gates MegaTuff hoses are exceptionally resistant to abrasion. The specially-bonded cover stays put and won't peel as some competitive hose covers do.

- Maintain their flexibility and minimum bend radius
- Resistant to oil, ozone and UV rays
- Tested to 1,000,000 abrasion cycles without failure



XTRATUFF®

Made of special hybrid compounds, Gates XtraTuff covers are versatile, flexible and easy to manage.

- Increasing service life
- Lowering maintenance
- Eliminating the need for costly hose protectors



EXCEEDS SAE STANDARDS BY 350 TO 600%

Just as hoses need a rubber cover to protect the metal reinforcement inside, hydraulic couplings need plating to prevent deterioration of the metal. When hydraulic fittings begin to rust, the base metal is eaten away by oxidation, eventually damaging the hydraulic system in several ways:

- Contaminating hydraulic fluids
- Compromising fitting connections and adjacent components
- Creating leak paths
- Making maintenance more difficult



840 HOURS OF RED RUST CORROSION RESISTANCE



TUFFCOAT®

All Gates couplings are protected, at the minimum, with TuffCoat plating. In salt spray tests, TuffCoat plating resisted red rust formation for 500 hours. That's nearly 350% greater than the SAE 144-hour standard.

- The Gates TuffCoat plating shows no red rust formation. White patches on couplings are salt residue, not corrosion.

TUFFCOAT™ XTREME®

TuffCoat Xtreme offers an extra measure of protection – 840 hours of red rust corrosion resistance. That's over 600% greater than both the 144-hour SAE standard.

- For use in extremely corrosive environments, specifically those where salt and liquid fertilizer are used
- Plating of choice for specialized mining applications
- Extend the life of the assembly to decrease downtime and maintenance






REDUCE COST BY 64%

The hydraulic industry is already complex – extreme pressure, high risk and tough applications. Yet budgets are getting tighter while performance expectations are increasing. At what point do you ask yourself if sacrificing production for perceived savings with cheaper, lower performing products is worth the risk?

At Gates, we don't think it is. And our customers agree. Take this example:

- The challenge: increase production by decreasing downtime due to hose failure
- The solution: convert assemblies to Gates MegaSys with MegaTuff cover
- **The bottom line: 64% less hose cost when taking advantage of the reduced bend radius, 37% reduction in downtime and 25% fewer hose failures**



Up to One-Third SAE Bend Radius Specification
Illustration of 16M3K hose flexibility and reduced hose length requirements

Gates is constantly innovating, constantly improving, constantly pushing boundaries. So it should come as no surprise that our industry-leading MegaSys® constant pressure hoses have been setting the hydraulic standard, increasing production and reducing overall spend since the 1980s.

SEE [GATES.COM](https://www.gates.com) FOR ADDITIONAL PRODUCTS FROM GATES

35043 428-7498 3/18